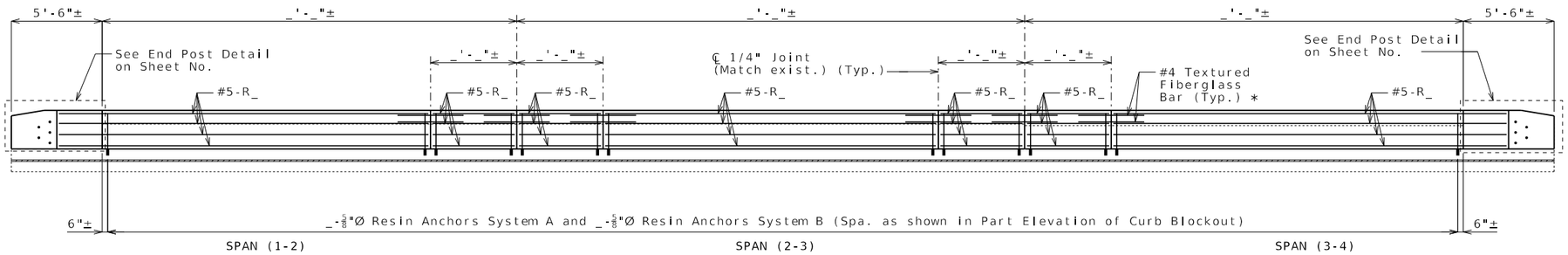

ELEVATION OF LEFT CURB BLOCKOUT

(Right curb blockout similar)

Longitudinal dimensions are along grade and are taken at top outside edge of parapet.

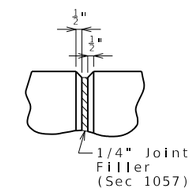

PART ELEVATION AT FORMED JOINT

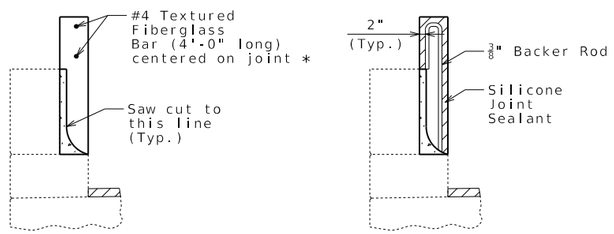

SECTION THRU SAW CUT JOINT

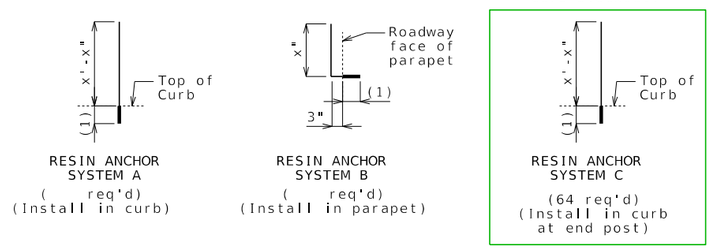

(1) Use manufacturer's embedment length (5" minimum embedment).

DETAILS OF RESIN ANCHORS

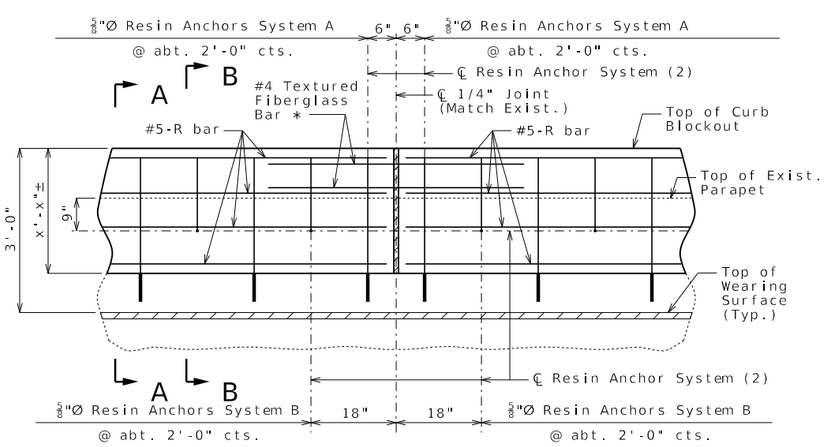

PART ELEVATION OF CURB BLOCKOUT

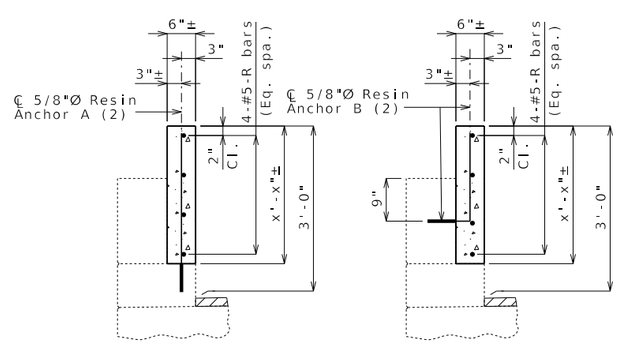

SECTION A-A SECTION B-B

Notes:

* Slip-formed option only.

Conventional forming or slip forming may be used. Saw cut joints may be used with conventional forming.

Bridge rail not shown for clarity.

Concrete in curb blockout shall be Class B-1.

Measurement of curb blockout is to the nearest linear foot, measured at the top outside edge of parapet. (Match existing curb and parapet)

All exposed edges of curb blockout shall have either a 1/2-inch radius or 3/8-inch bevel, unless otherwise noted.

Payment for concrete, reinforcement, resin anchor systems and any other work incidental to the curb blockout, complete in place, will be considered completely covered by the contract unit price for Curb Blockout per linear foot.

Cost of any concrete curb or parapet repair will be considered completely covered by the contract unit price for Curb Blockout.

All curb blockout reinforcement shall be epoxy coated.

(2) Shift resin anchors where necessary to clear existing anchor bolts for bridge rail, miss curb outlets (if present) and clear existing reinforcement.

Use a minimum lap of 3'-1" for #5 horizontal curb blockout bars.

Concrete traffic barrier delineators shall be placed on top of the curb blockout similarly as shown on Missouri Standard Plans 617.10 and in accordance with Sec 617. Delineators on bridges with two-lane, two-way traffic shall have retroflective sheeting on both sides. Concrete traffic barrier delineators will be considered completely covered by the contract unit price for Curb Blockout.

The contractor shall use one of the qualified resin anchor systems in accordance with Sec 1039.

The minimum embedment depth in concrete with f'c = 4,000 psi for the resin anchor system shall be that required to meet the minimum ultimate pullout strength in accordance with Sec 1039 but shall not be less than 5 inches.

An epoxy coated #5 Grade 60 reinforcing bar shall be substituted for the 5/8"Ø threaded rod.

For slip-formed option, both sides of the curb blockout shall have a vertically broomed finish and the top shall have a transversely broomed finish.

DATE PREPARED	
1/31/2025	
ROUTE	STATE MO
DISTRICT	SHEET NO. 1
COUNTY	
JOB NO.	
CONTRACT ID.	
PROJECT NO.	
BRIDGE NO.	

DESCRIPTION

DATE

MISSOURI HIGHWAYS AND TRANSPORTATION COMMISSION
105 WEST CAPITOL
JEFFERSON CITY, MO 65102
1-888-ASK-MODOT (1-888-275-6636)

CURB BLOCKOUT

Detailed
Checked

Note: This drawing is not to scale. Follow dimensions.

Sheet No. of

CBO_01-CurbPara-Elev Alternate Details

2'-8" BLOCKOUT

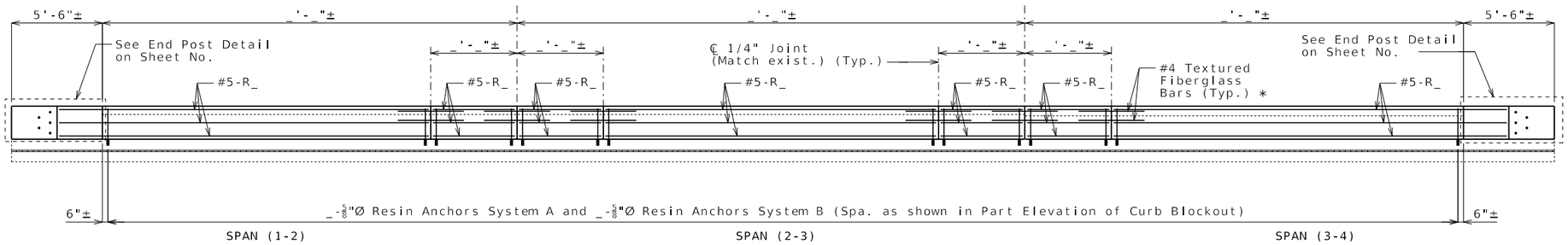

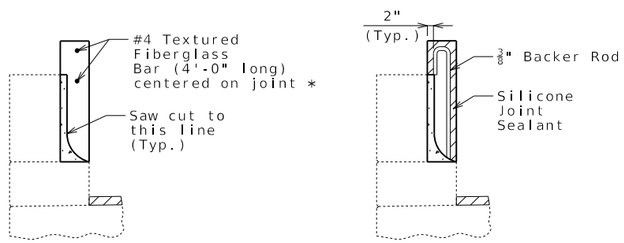

SECTION THRU SAW CUT JOINT

Include this note (I1.62) on plans when asbestos is present between rail posts and top of parapet:

Asbestos (Friability Category II NF) has been detected in the insulation compound between the top of the existing concrete parapet and the base of the existing handrail posts. The contractor has the option to remove the handrail and posts or leave in place. Should the contractor elect to remove the handrail and posts, the contractor will be required to use a licensed abatement contractor during the removal. No direct payment will be made for removal of the handrail and posts, or for asbestos abatement. The described work will be considered completely covered by the contract unit price for other items in the contract.

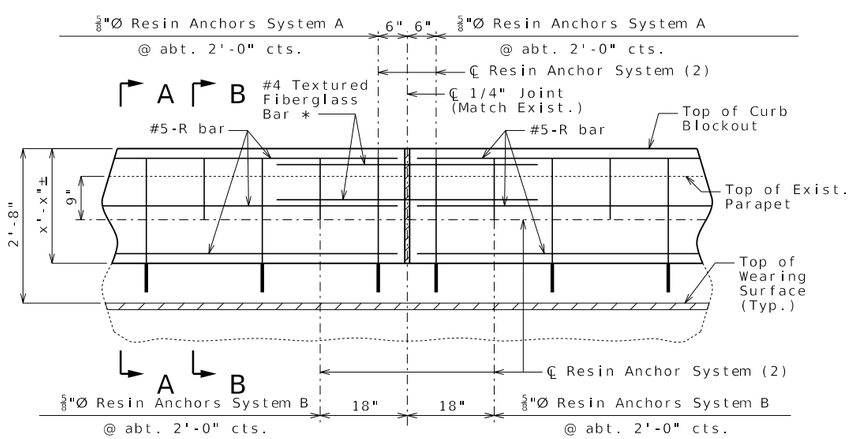

PART ELEVATION OF CURB BLOCKOUT

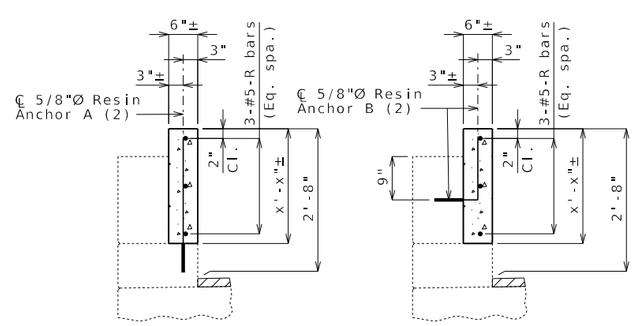

SECTION A-A SECTION B-B