

























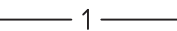



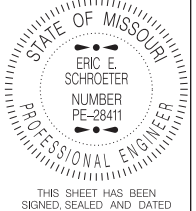


-  LED-C LUMINAIRE
-  BRACKET ARM
-  BOLT DOWN LIGHT STANDARD
-  EXISTING LIGHT STANDARD AND LUMINAIRE
-  LED-A LUMINAIRE
-  LED-B LUMINAIRE
-  150 WATT UNDERPASS LUMINAIRE



-  PULL BOX, TYPE I DRAIN, CONCRETE
-  PULL BOX, TYPE II DRAIN, CONCRETE
-  PULL BOX, TYPE I DRAIN, PREFORMED
-  PULL BOX, TYPE II DRAIN, PREFORMED
-  EXISTING PULL BOX, TYPE I DRAIN, CONCRETE
-  EXISTING PULL BOX, TYPE II DRAIN, CONCRETE
-  EXISTING PULL BOX, TYPE I DRAIN, PREFORMED
-  EXISTING PULL BOX, TYPE II DRAIN, PREFORMED

-  SERVICE POLE OR PEDESTAL AND POWER SUPPLY
-  TRANSFORMER OR SUBSTATION POLE
-  BASE MOUNTED LIGHTING CONTROL STATION WITH PAD
-  EXISTING BASE MOUNTED CONTROL STATION
-  GROUND CONNECTION
-  RIGID CONDUIT IN TRENCH
-  CAPPED RIGID CONDUIT
-  RIGID CONDUIT PUSHED
-  EXISTING RIGID CONDUIT
-  RIGID CONDUIT ON BRIDGE
-  RIGID CONDUIT IN MEDIAN
-  CABLE CONDUIT WITH CIRCUIT NUMBER
-  EXISTING CABLE CONDUIT
-  EXPOSED CONDUIT ON UNDER SIDE OF BRIDGES. NUMBER OF HATCHES DENOTES NUMBER OF WIRES IN CONDUIT

	<b>MISSOURI HIGHWAYS AND TRANSPORTATION COMMISSION</b> 105 WEST CAPITOL JEFFERSON CITY, MO 65102 1-888-ASK-MODOT (1-888-275-6636)	
	<h2 style="margin: 0;">HIGHWAY LIGHTING SYMBOLS</h2>	
DATE EFFECTIVE: 04/01/2018 DATE PREPARED: 2/9/2018	<h1 style="margin: 0;">901.85B</h1>	SHEET NO. 1 OF 1

IF A SEAL IS PRESENT ON THIS SHEET IT HAS BEEN ELECTRONICALLY SEALED AND DATED.