

# ALTON

OREGON COUNTY

MISSOURI

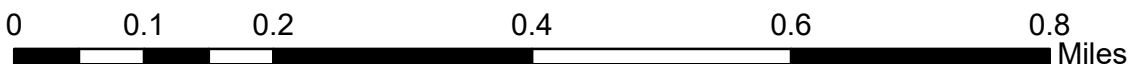
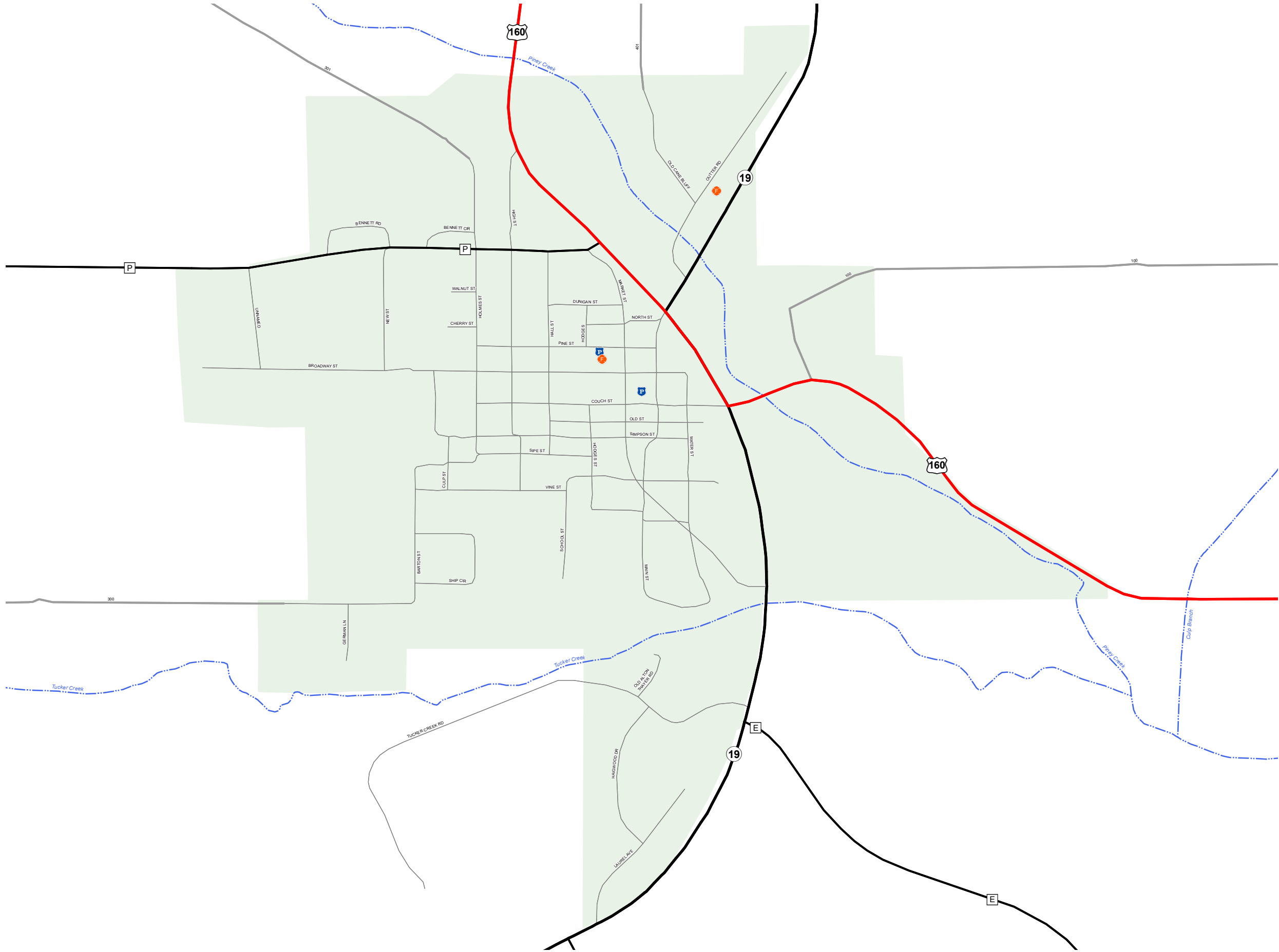
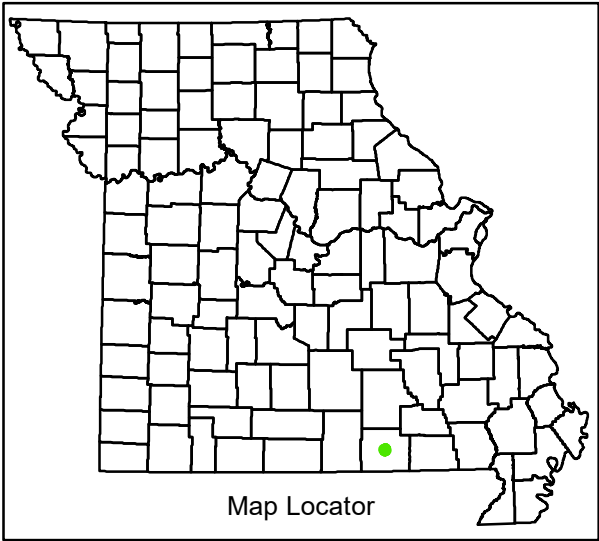
SOUTHEAST DISTRICT

2021



### Legend

- Interstate
- Interstate Loop
- US Route
- Business Route
- Missouri Route
- Letter Route
- County Road
- Railroad
- City Street
- Other Routes
- River or Stream
- Lake or Large River
- City Limits
- Surrounding City Limits
- County Boundary
- Metrolink Lines
- Fire Department
- Local Law Enforcement
- MSHP Office
- Missouri State Capitol
- County Courthouse
- Hospitals
- MoDOT Office
- MoDOT Maintenance Building
- Cemeteries
- Public Airports
- Amtrak Stations
- Metrolink Stations



MISSOURI DEPARTMENT OF TRANSPORTATION  
TRANSPORTATION PLANNING  
1-888-ASK-MODOT  
WWW.MODOT.ORG  
AUGUST 2021