

ELMO


NODAWAY COUNTY


MISSOURI


NORTHWEST DISTRICT


2026


Legend


-  Fire Station


 Police Stations


 MSHP Office


 Hospitals


 Airports


 County Courthouse


 MoDOT Maintenance



 MoDOT Office


 Cemetery

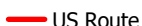
 Amtrak Stations


 MetroLink Stations


 MetroLink Lines


 City Limits
-  Interstate

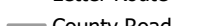
 Interstate Loop


 US Route

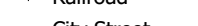
 Business Route


 Missouri Route

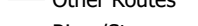
 Letter Route


 County Road


 Railroad

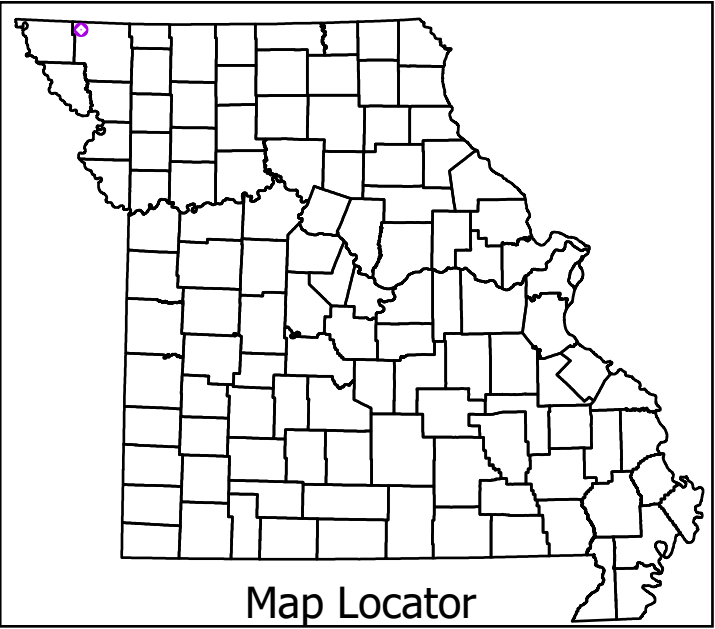
 City Street

 Other Routes

 River/Stream

 Lake/Large River

 County



MISSOURI DEPARTMENT OF TRANSPORTATION
TRANSPORTATION PLANNING
1-888-ASK-MODOT
WWW.MODOT.ORG
January 2026

