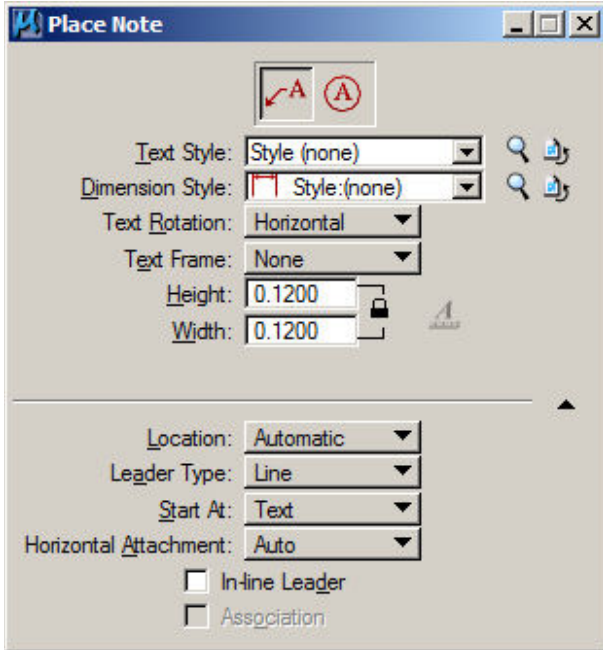


The "Place Note" tool contains several tool settings that enable you to precisely place the note text and leader. The tool supports multi-line as well as single-line text.



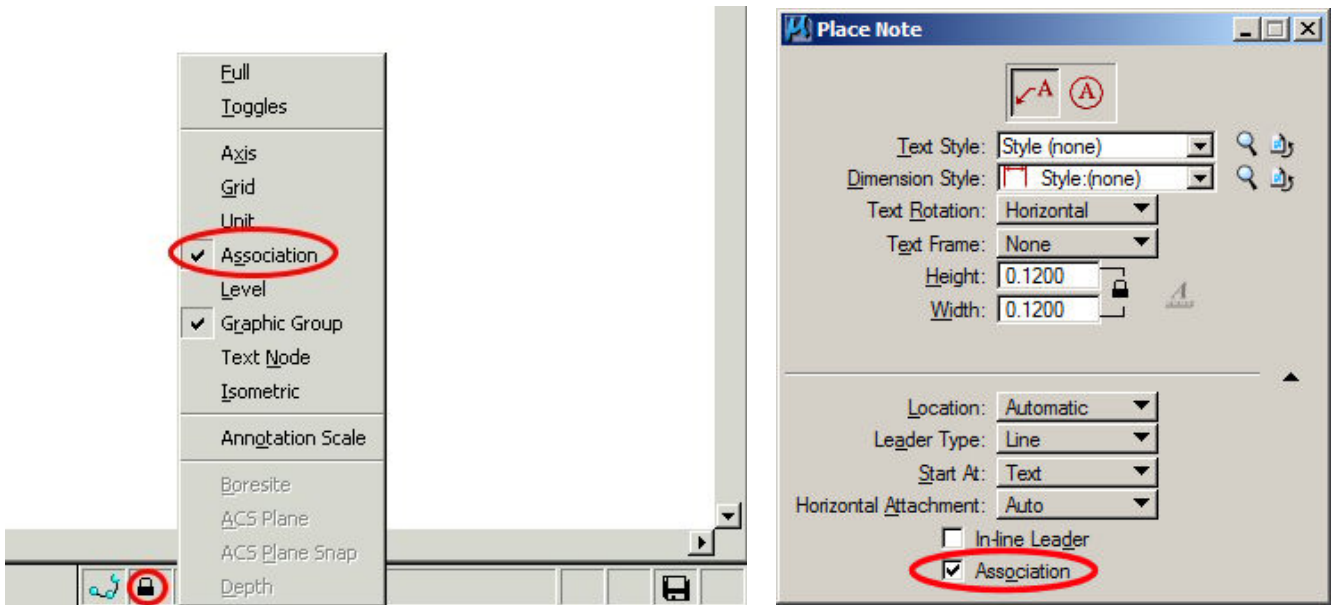
The enhancements include:

Place Note/Place Callout tool have been combined.

Text Frame - New text frames have been added such as rotated box, circle, capsule, hexagon, rotated hexagon, triangle, pentagon, or Octagonal.

Apply Changes to All Text - If on, applies style changes to all text in the Text Editor window. For example, if you key in text in the Text Editor, then click the Underline icon, all text becomes underlined. If off, applies style changes to selected text in the Text Editor window, or to new text. For example, if you key in text in the Text Editor, then click the Underline icon, only selected text becomes underlined. Any new text will also be underlined. **Note: only works if using Word Processor mode**

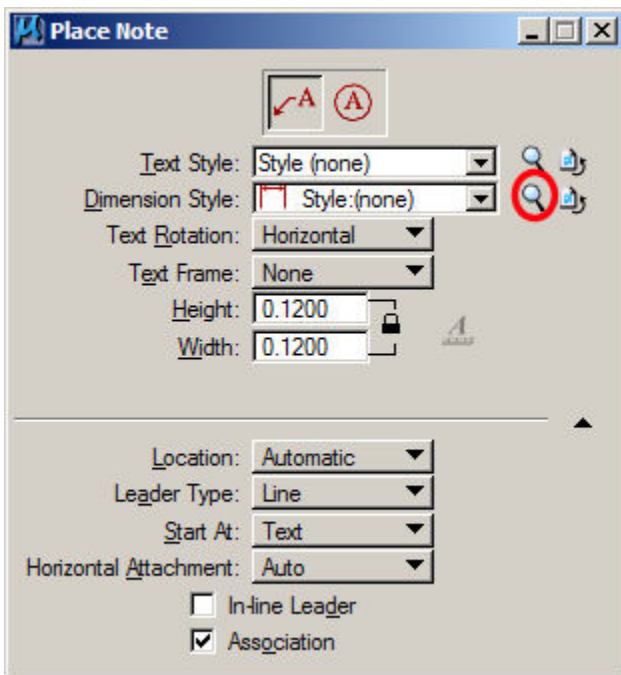
Horizontal Attachment - Sets the leader attachment side: Auto, Left or Right.



Association must be checked "ON" in the locks area to enable the Association option in the Place Note tool.

### DIMENSION STYLES FOR PLACE NOTE

To open up the Dimension Styles dialog box, click on the magnifying glass icon.



You will immediately notice that all of the old categories have been combined into 5 easy-to-read tabs.

