

Missouri Department of Transportation
Patrick K. McKenna, Director

1.888.ASK MODOT (275.6636)

December 15, 2016

Dear Members of the Joint Committee on Transportation Oversight:

I'm pleased to present you with the Missouri Department of Transportation's *2016 Report to the Joint Committee on Transportation Oversight*.

This comprehensive account of MoDOT's projects and finances covers July 1, 2015 to June 30, 2016 and demonstrates our commitment to fiscal responsibility and wise use of taxpayer dollars.

I look forward to working with you to deliver a safe, affordable and efficient transportation system in Missouri.

Sincerely,



Patrick K. McKenna
Director



Our mission is to provide a world-class transportation experience that delights our customers and promotes a prosperous Missouri.

www.modot.org

2016 Report to the Joint Committee On Transportation Oversight

Table of Contents

In Compliance with Revised
Statutes of Missouri 21.795
(Paragraph Reference)

Executive Summary & Achievements

Citizen's Guide to Transportation Funding

Statute

- | | | |
|--------|--|--|
| 1. | Financial Statements | Paragraph (1) (a)-(c) |
| A. | Combined Financial Statements and Schedules with Independent Auditor's Report | |
| B. | Total State & Federal Revenue as proposed in 1992 Plan | Paragraph (1) (d) |
| 2. | Program Changes | Paragraph (2) |
| A. | Criteria for Project Prioritization | |
| B. | Reprioritized Projects in the 2015-2019 Highway and Bridge Construction Schedule | |
| C. | Projects Added to the 2015-2019 STIP in FY 2015 or in the 2016-2020 Highway and Bridge Construction Schedule | |
| 3. | Forecast of Planned Expenditures | Paragraph (3) |
| A. | Detailed Work Plan for Five Years (2016-2020 Statewide Transportation Improvement Program) | |
| | 1. Highway and Bridge Construction Schedule | |
| | 2. Other Transportation Modes | |
| B. | Proposed Allocation of Expenditures for remainder of 1992 Plan | |
| 4. | Schedule of Funds Expended by Project for Construction Work in Progress FY 2015 | Paragraph (4) |
| 5 - 6. | Program Estimates Compared to Costs of Projects Completed in 2015 | Paragraph (5) & (6) |
| 7. | Recommendations for Statutory or Regulatory Changes | Paragraph (7) |
| 8. | Expenditures by Source of Funds by District | Paragraph (8) |
| 9. | Design-Build Projects Progress in FY 2015 | In Compliance with Revised Statutes of Missouri 227.107 Paragraph (16) |

2016 ACCOUNTABILITY REPORT

Executive Summary



2016 ACCOUNTABILITY REPORT

Executive Summary

In this report ...

The 2016 Report to the Joint Committee on Transportation Oversight provides a comprehensive account of MoDOT's projects and finances from July 1, 2015 to June 30, 2016 and demonstrates our commitment to transparency, fiscal responsibility and wise use of taxpayer dollars. In addition to explaining our project planning process, the report lists the projects included in the 2016-2020 Statewide Transportation Improvement Program (STIP), our five-year transportation project schedule.

MoDOT Values: Safety - Service - Stability

Director Patrick McKenna's vision for MoDOT is to build upon the core values that were in place when he arrived a year ago – Safety, Service and Stability.

- **Safety is paramount.** If we are putting customer service above safety then we have it wrong! We can do both, but safety comes first.
- **We need to continue our legacy of providing outstanding customer service.** Good customer service means keeping our commitments and completing projects on time and under budget. It means providing updated travel information. It means being ready to respond during disasters such as last winter's historic flooding.
- **Stability is also important.** Missourians rely on a modern and safe transportation system to get to work, school and everywhere in between. A healthy transportation infrastructure ensures businesses can operate and grow. It ensures the state can prosper and jobs can be created. Essentially, transportation is what keeps Missouri moving.

Missouri's transportation system faces a long-term insufficient funding challenge. It is important for Missourians to work together. Investments in transportation are part of the solution for the state's growth and prosperity.

Our path forward is simple; we will work every day to improve the condition of our infrastructure and our organization.

Financial Management in Good Shape

A team of independent auditors determined that our finances meet generally accepted accounting principles – which shows we're being accountable with the resources we're given. It is the 17th consecutive year that the Missouri Department of Transportation has received a clean opinion, meaning the agency's financial statements are sound.

Missouri's Transportation System

With 34,000 miles of highways and 10,400 bridges, Missouri has the nation's 7th largest state highway system, yet in revenue per mile Missouri ranks 47th.

Its state transportation system is funded primarily from three sources:

- **Missouri User Fees** (fuel taxes, registration and licensing fees and motor vehicle sales taxes) – state fuel tax has been 17 cents per gallon since 1996; many of the registration and licensing fees were last increased in 1984, and some date back to 1969.
- **Federal Revenue** (comes from the federal fuel tax of 18.4 cents per gallon for gasoline and 24.4 cents per gallon for diesel) – hasn't changed since 1993.
- **Missouri General Revenue** (less than 1 percent of the MoDOT budget).

2016 ACCOUNTABILITY REPORT

But because fuel taxes are not indexed to the Consumer Price Index, the purchasing power of the Missouri fuel tax over the last 20 years has effectively dropped to 8 cents during a time when the costs of asphalt, concrete and steel have doubled and labor costs have also increased significantly.

In fiscal year 2016, MoDOT's contractor awards were \$516 million and will be \$700 million in 2017. At those levels, MoDOT is focused on keeping the system in the condition it is in today. MoDOT also spends about \$509 million each year to operate the system – winter operations, mowing, striping, traffic signs and signals, ditches/drainage, pavement repairs and sealing, bridge maintenance, etc.

But improving the system is not possible at current funding levels. And it also leaves unfunded needs like expansion projects that increase economic growth and improve safety, major interstate reconstruction, and improvements to multimodal transportation options.

Missourians enjoy access to a large transportation system that keeps us connected. It was funded by \$54 billion in user fees, and has a \$125 billion replacement value today. Maintaining and improving the transportation system is expensive, but is a worthwhile investment. The average Missouri driver contributes about \$30 per month to fund their access to the transportation system and the services MoDOT provides.

Incremental increases in funding for improving road and bridge conditions, and investing needs that currently are unfunded can offset the \$169 of hidden costs drivers are paying each month due to congestion, rough roads and traffic crashes.

“**MoDOT spends about \$509 million each year to operate the system** – winter operations, mowing, striping, traffic signs and signals, ditches/drainage, pavement repairs and sealing, bridge maintenance, etc.”

On the following pages ...

MoDOT has developed a “Citizen’s Guide to Transportation Funding in Missouri.” The guide explains – in layman’s terms – how transportation funding works, including how funds are distributed and invested across the state, and provides information on high-priority unfunded needs.



Citizen's Guide to
Transportation Funding
in Missouri

November 2016



Contents

How Transportation Funding Works	2
OVERVIEW	4
Transportation Funding in Missouri	5
How Does Missouri COMPARE?	10
Where is the money INVESTED?	12
MoDOT Funding DISTRIBUTION	20
The Cost of OPERATIONS	25
The Current Condition of MISSOURI TRANSPORTATION	28
What is THE COST?	31
High-Priority Unfunded TRANSPORTATION NEEDS	34
MoDOT CONTACTS	40

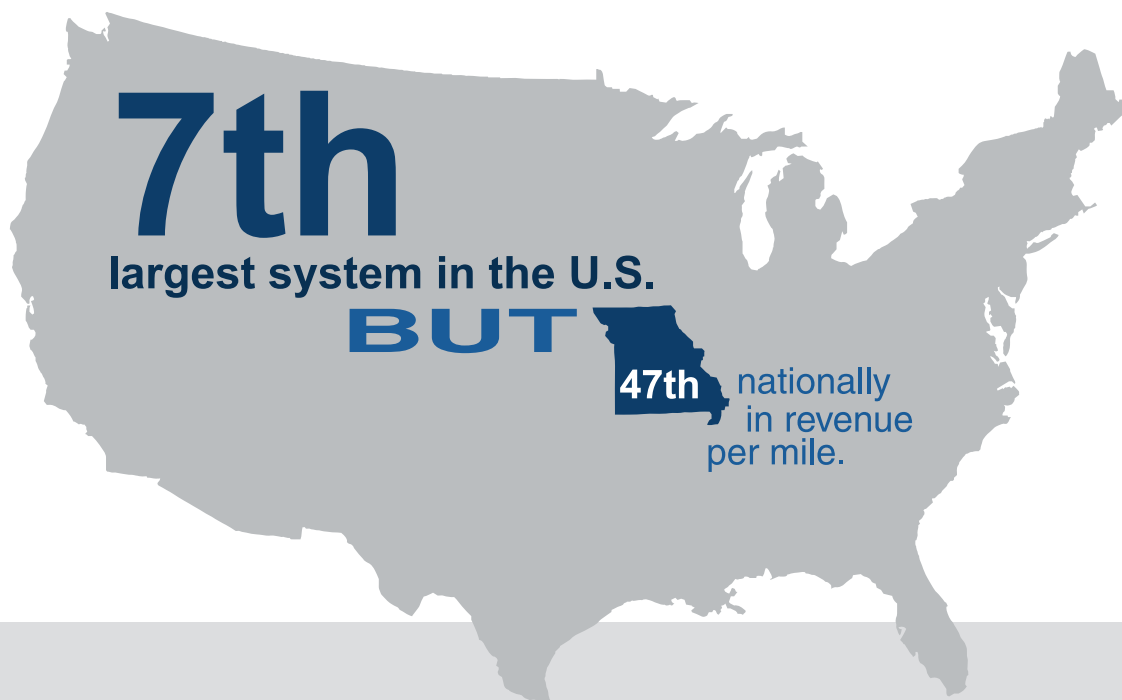
www.modot.org/guidetotransportation

CITIZEN'S GUIDE TO TRANSPORTATION FUNDING IN MISSOURI

How Transportation Funding Works

The citizens of the state of Missouri own a tremendous asset – the state transportation system.

Missouri's transportation system is a tremendous asset. Built by our parents and grandparents and funded by \$54 billion in user fees (it has a \$125 billion replacement value today), it is the nation's seventh largest state highway system – a system that is larger than neighboring states Kansas and Illinois combined. Missouri's transportation system plays a vital part in the lives of its citizens. It is counted on to safely and reliably connect people with family, jobs and services, businesses with suppliers and customers, students with schools and visitors with destinations.



How Transportation Funding WORKS

The Citizen's Guide to Transportation Funding in Missouri will further explain how transportation funding works, including how funds are distributed and invested across the state, and provide information on high-priority unfunded needs.

The primary sources of revenue provided to the Missouri Department of Transportation (MoDOT) to manage this system are **user fees: fuel taxes, registration and licensing fees and motor vehicle sales taxes.**

“When compared to other states, MoDOT ranks 47th in the nation in revenue per mile, which leads to a **significant list of unfunded transportation needs** in the state.”

The average Missouri driver pays about \$30 per month in state and federal fuel taxes and fees. When commercial motor vehicle fees and federal general revenue transfers for transportation are included, the average climbs to \$48 per month. After distributions to other entities that are required by law, and payment of debt, MoDOT receives less than 60 percent of these funds to design, build, operate and maintain the system.

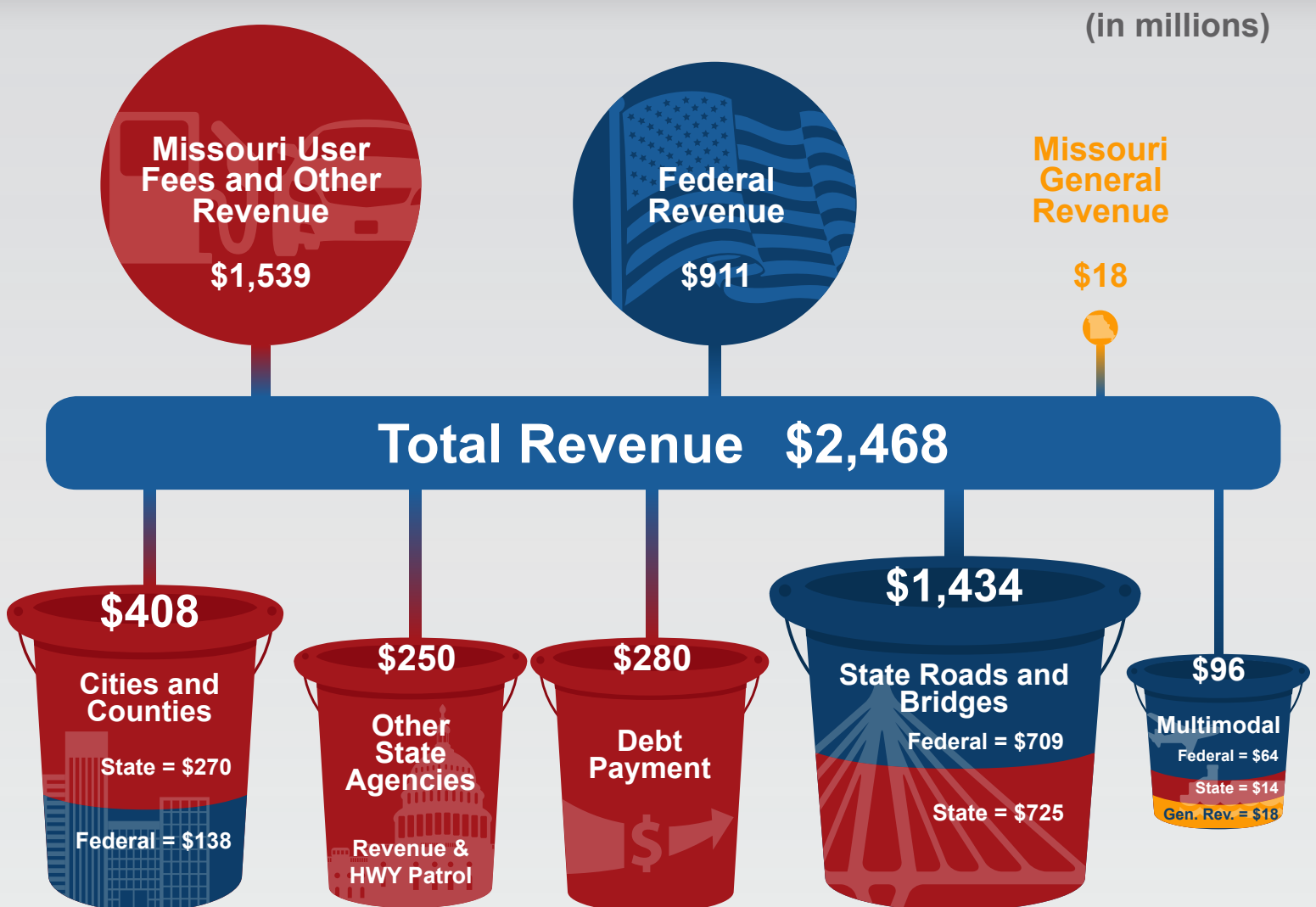
When compared to other states, MoDOT ranks 47th in the nation in revenue per mile, which leads to significant unfunded transportation needs across Missouri.

OVERVIEW

Missouri Transportation Funding – Overview

Missouri’s transportation revenue totaled almost \$2.5 billion in fiscal year 2016. As shown below, nearly two-thirds of the revenue came from state user fees and one-third from federal revenue. A small fraction of funds came from Missouri’s General Revenue Fund, which receives revenue from the state income tax and the state’s general sales tax.

The \$2.5 billion of revenue is distributed into five “buckets” for various transportation purposes as determined by state and federal laws. Each bucket has a unique blend of state and federal revenue, as depicted by the red, blue and gold colors. The following pages provide a detailed look into each revenue source and funding bucket.



Transportation Funding IN MISSOURI

How Transportation is Funded in Missouri

The state transportation system is funded from three sources:

- Missouri User Fees and Other Revenue
- Federal Revenue
- Missouri General Revenue

Missouri User Fees and Other Revenue

\$1,539 million

Missouri user fees are paid by the users of the transportation system and are dedicated for transportation use in the state¹. They include fuel taxes, registration and licensing fees and motor vehicle sales taxes.

The largest source of revenue from Missouri user fees is the **state fuel tax**. The state fuel tax rate of 17 cents is paid for each gallon of gasoline and diesel fuel sold in Missouri.

¹ Missouri Constitution – Article IV, Section 30(b)

It is important to note that 17 cents per gallon is collected whether the price at the pump is \$1.99 or \$3.99. The 17-cents-per-gallon rate was last increased in 1996 and today has the purchasing power of only 8 cents – **less than half of what it could purchase 20 years ago**.

Each year, about four billion gallons of fuel are sold – three billion gasoline and one billion diesel. In fiscal year 2016, Missouri travelers paid **\$698 million** of state fuel taxes – nearly one-half of all Missouri transportation user fees.

Transportation Funding IN MISSOURI

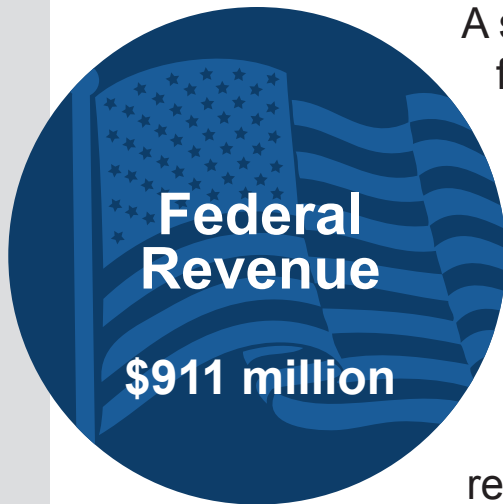
Missouri drivers also pay **vehicle registration and driver's licensing fees**. The fee amounts vary based on vehicle horsepower for passenger cars, vehicle weight for trucks and class of driver's license. Most of these fees were last increased in 1984, while some were last increased in 1969. In fiscal year 2016, Missourians paid **\$318 million** of vehicle registration and drivers licensing fees.

For Missourians who purchase or lease a **vehicle**, a 4.225% **state sales tax** is paid. State and local transportation receives revenue from 3.5% of the 4.225% state rate, which totaled **\$398 million** in fiscal year 2016. Revenue from the remaining 0.725% is dedicated to the School District Trust Fund, Department of Conservation and the Department of Natural Resources.

Other revenue sources include taxes on aviation fuel, railroad fees, interest earned on invested funds and highway construction cost reimbursement from local governments and surrounding states. In fiscal year 2016, Missouri received **\$125 million** in other revenue.

In FY 2016, Missourians Paid:

- **\$698 million** in state fuel taxes,
- **\$318 million** in vehicle registration and license fees, and
- **\$398 million** in taxes on vehicle sales.



A significant amount of transportation funding comes from the federal government. Federal funding is generated by the federal fuel tax – 18.4 cents per gallon for gasoline and 24.4 cents per gallon for diesel. Other sources include various taxes on tires, heavy truck and trailer sales, heavy vehicle use tax and general revenue. These revenues are distributed to the states based on formulas prescribed

by federal law through transportation funding acts. The current transportation funding act, Fixing America’s Surface Transportation (FAST) Act, authorizes federal programs for the five-year period from 2016 through 2020.

The majority of federal revenue is dedicated to pay for a share of eligible highway improvement costs. The federal share for the eligible costs is typically 80 percent, with the state or local government providing a 20 percent match. The amount of federal funding available is fixed, so some eligible costs may not receive reimbursement.

“The federal share for the eligible costs is typically **80 percent**, with the state or local government providing a **20 percent match**.”

Transportation Funding IN MISSOURI

Many operational costs for transportation, such as plowing snow and mowing right of way, are not eligible for federal reimbursement. In fiscal year 2016, Missouri received **\$690 million** of federal reimbursement for state highway improvements and **\$138 million** for cities and counties.

This revenue source also includes federal funding for multimodal grants totaling **\$64 million** in 2016. Transit (\$30 million), aviation (\$28 million) and rail (\$6 million) all receive federal funding. The remaining **\$19 million** is for highway safety grants to improve roadway safety.



In FY 2016,
Missouri received:

- **\$690 million** in federal reimbursements on state highways,
- **\$138 million** for cities & counties and
- **\$83 million** for federal safety programs and multimodal grants.

Missouri General Revenue

\$18 million



Missouri's General Revenue Fund provided **\$18 million** for transportation purposes in fiscal year 2016, or 0.7% of transportation revenue. The major sources of funding for Missouri's General Revenue Fund are the state income tax and general sales tax.

The Missouri General Assembly allocates these funds through the annual appropriations process during the state's legislative session. This annual process can be challenging for transportation funding as many projects require a multi-year funding commitment to go through planning, design and construction.

General Revenue Funds can be used for any transportation improvement as directed by the Missouri General Assembly. The \$18 million in fiscal year 2016 was directed to multimodal funding.

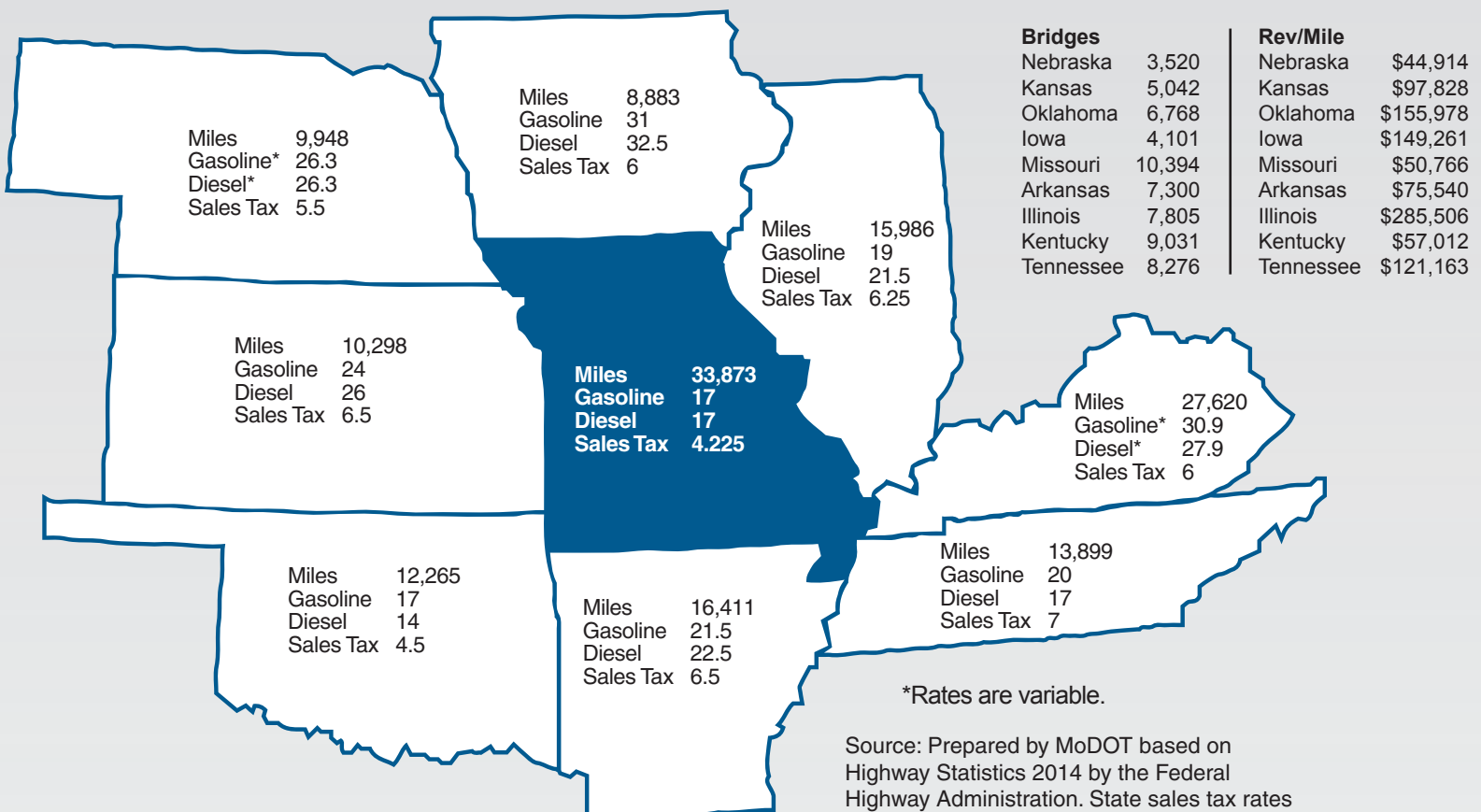
How Does Missouri COMPARE?

How Missouri Compares to the Nation and its Neighboring States

Missouri ranks 47th nationally in revenue per mile, primarily because the state's large system – the nation's seventh largest with 33,873 miles of highways – is funded with one of the lowest fuel taxes in the country: 17 cents per gallon. Missouri also ranks sixth nationally in the number of bridges with 10,394. This does not include the city and county system of roads and bridges, which includes an additional 97,000 miles of county roads and city streets, and nearly 14,000 bridges.

Missouri Lags Behind

Missouri has a lower fuel tax rate than almost any of its neighbors. Yet it has a larger state-maintained highway system than any of them.



Source: Prepared by MoDOT based on Highway Statistics 2014 by the Federal Highway Administration. State sales tax rates based on the Federal Tax Administration data.


Gasoline and diesel fuel tax rates are shown in cents per gallon. Miles are shown in center line miles of the state maintained highway system.

Over the last 20 years, due to inflation and ever-improving vehicle fuel economy, the purchasing power of Missouri's state fuel tax has effectively dropped from 17 cents to 8 cents during a time when the cost of the primary road and bridge building materials of asphalt, concrete and steel have doubled. Labor costs have also significantly risen during that time frame.

Missouri's revenue per mile is \$50,766, while the national average is \$216,533. By contrast, New Jersey's revenue per mile of \$1,677,657* ranks first, although its state highway system includes only 2,340 miles and 2,423 bridges.

When compared to its eight surrounding states, Missouri has the largest state highway system, yet only Oklahoma can match Missouri's 17-cents-per-gallon fuel tax as the lowest of the nine states. And several of Missouri's surrounding states also benefit from additional revenue sources for transportation like tolling and general sales taxes.

**MISSOURI HAS MORE
MILES OF
STATE
HIGHWAYS**



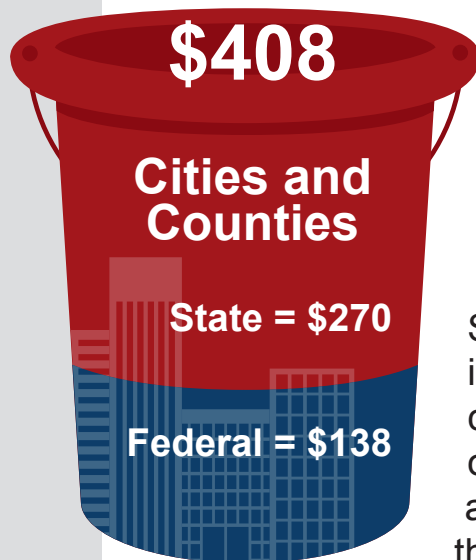
THAN IOWA, NEBRASKA AND KANSAS COMBINED

*Based on 2014 figures. New Jersey's revenue per mile will increase further as a result of passage of a 23-cents-per-gallon fuel increase by the state legislature in 2016.

Where is the money INVESTED?

Where is the Money Invested?

MoDOT does not receive the entire \$2.5 billion of transportation revenue, or the \$30 per month from the average Missouri driver. After allocations to cities, counties, other state agencies and debt payment, MoDOT received \$1.4 billion of transportation revenues in fiscal year 2016 to invest in the state transportation system. That equates to about \$17 of the \$30 per month Missouri drivers are paying.



Cities and counties in Missouri receive a share of state and federal transportation revenues for projects of their choosing. In fiscal year 2016, that totaled **\$408 million** – \$270 million in state funds and \$138 million in federal funds.

State funds are distributed as specified in the state constitution². For fuel taxes, cities and counties receive 4.55 cents of the 17 cents per gallon rate, or about 27 percent. In fiscal year 2016, this totaled **\$186 million**. For vehicle registration and driver's licensing fees, cities and counties received **\$29 million**, or about 9 percent. For motor vehicle sales tax, cities and counties received **\$55 million**, or about 14 percent.

² Missouri Constitution – Article IV, Sections 30(a) and 30(b)

The distribution of federal funds is prescribed by federal law through transportation funding acts. The majority of federal revenue is dedicated to reimburse a share of eligible costs, which is typically 80 percent.

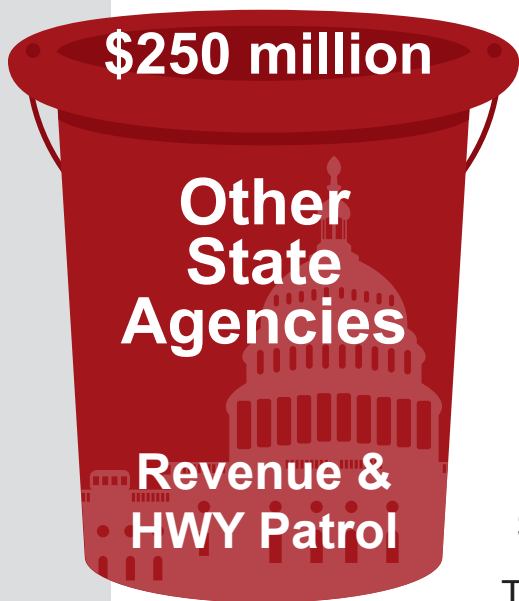
The federal transportation programs for cities and counties include:

- Off-System Bridge,
- Congestion Mitigation and Air Quality,
- Surface Transportation Block Grant Programs and
- Transportation Alternatives Programs – these funds encompass a variety of smaller-scale transportation projects such as pedestrian and bicycle facilities, recreational trails and other community improvements.

The majority of cities and counties also receive additional local revenues – most often from additional sales and property taxes – to build and maintain city streets and county roads. These amounts are not included in the totals discussed here.

The Missouri Constitution and state and federal laws determine how transportation funds are allocated to states, cities and counties.

Where is the money INVESTED?



Per the Missouri Constitution³, the Missouri Department of Revenue (DOR) and the Missouri State Highway Patrol (MSHP) also receive transportation revenue. In fiscal year 2016, the amount totaled \$250 million.

The Highway Patrol receives funding for administering and enforcing state motor vehicle laws and traffic regulations. The Missouri General Assembly determines the amount available to the MSHP each year – \$230 million was spent in fiscal year 2016.

The Department of Revenue receives funding for the cost to collect transportation taxes and fees. The cost of collection cannot exceed three percent of the particular tax or fee collected. In fiscal year 2016, the DOR received \$20 million.

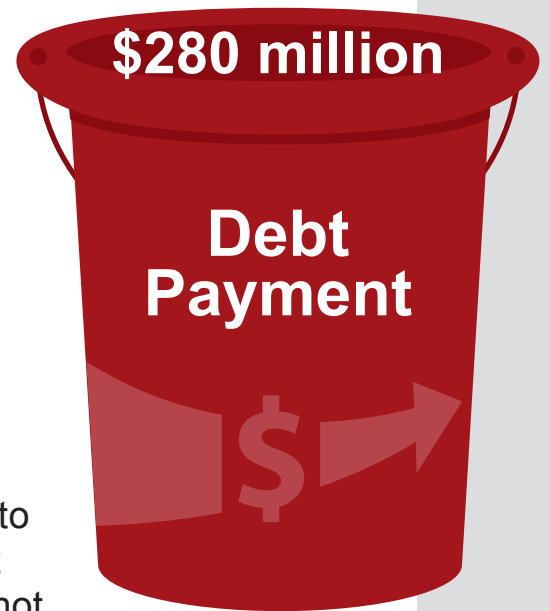
³ Missouri Constitution – Article IV, Section 30(b)

MoDOT, the Highway Patrol and the Department of Revenue are the only state agencies that may receive transportation dollars.

From 2000-2010, MoDOT sold bonds that provided additional resources for highway improvements. Bonds are debt and similar to a home mortgage – this debt must be repaid over time. The total debt payment in fiscal year 2016 totaled \$280 million.

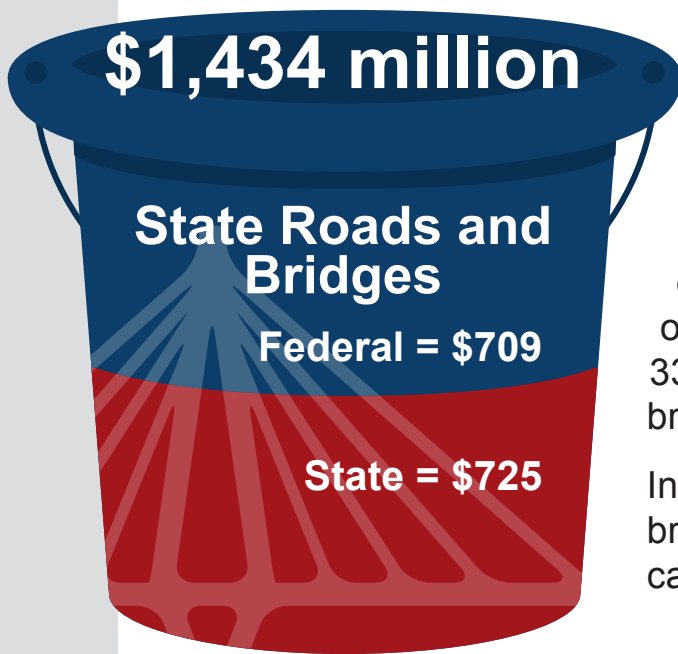
MoDOT has three kinds of bonds: senior bonds that were authorized by the Missouri General Assembly in 2000; Amendment 3 bonds that were authorized by Missouri voters in 2004; and federal GARVEE (Grant Anticipation Revenue Vehicle) bonds that financed specific projects. Borrowing advanced construction and allowed MoDOT to avoid inflation in labor and materials costs. It gave Missourians improvements that would not have been built for many years with pay-as-you-go funding. Without borrowing, many of those projects still would not be completed.

Senior bonds will be paid off by 2023, Amendment 3 bonds will be paid off by 2029 and GARVEE bonds will be paid off by 2033. The average interest rate on all outstanding debt combined is 2.98 percent.



Bonding delivered critical projects years ahead of schedule and saved the cost of inflation.

Where is the money INVESTED?



After distributions to cities and counties, other state agencies and the debt payment, just under 60 percent of transportation revenue is available for state roads and bridges. These are the funds that enable MoDOT to design, construct, operate and maintain a network of 33,873 miles of highways and 10,394 bridges.

Investments for state roads and bridges are summarized into five categories:

- Construction Program
- Maintenance
- Fleet, Facilities and Information Systems
- Administration
- Highway Safety Programs

The construction program is the largest area of investment in MoDOT's budget, totaling **\$808 million** in fiscal year 2016. It includes payments to contractors to build projects that maintain and improve the system (\$664 million), MoDOT engineering costs associated with administering and monitoring the construction program – including salaries, wages and fringe benefits (\$127 million), payments to engineering design consultants (\$8 million) and the cost of acquiring right of way (\$9 million).



The **maintenance** expenditures, totaling **\$430 million** in fiscal year 2016, pay for the services performed by MoDOT employees like plowing snow and mowing. But it also includes maintaining the pavements on the state’s lower-volume routes, many of which are not eligible for federal reimbursement. It covers utilities, tools and materials needed in maintenance buildings across the state, bridge maintenance, signing, striping, sweeping, rumble stripes, lighting, etc. The maintenance budget also allows for traveler information and incident management services.

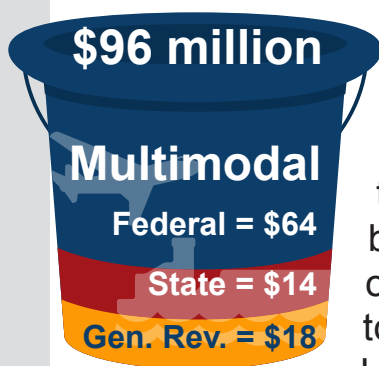
Fleet, facilities and information systems investments, totaling **\$79 million** in fiscal year 2016, cover the costs of purchasing MoDOT’s fleet of trucks, constructing and maintaining MoDOT buildings and providing information technology that is needed for MoDOT to perform maintenance and engineering functions.

MoDOT’s **administration** costs – the second lowest in the nation – were **\$52 million** in fiscal year 2016. That includes salaries, wages and fringe benefits to provide support services like human resources, accounting, legal, executive management, customer service, etc. Administration also includes medical insurance costs for MoDOT retirees.

Where is the money INVESTED?


Road and bridge investments include **\$19 million** for **highway safety** programs that reduce fatalities and serious injuries, which includes salaries, wages and fringe benefits.

In total, MoDOT invested **\$1.388 billion** on state roads and bridges in fiscal year 2016. The remaining \$46 million of available revenue was committed to future project costs.



Multimodal includes non-highway modes of transportation such as transit, aviation, railroads and waterways. The majority of transportation revenue is legally required to be spent on state roads and bridges, leaving only \$96 million, or about four percent of total revenue, available for multimodal needs. Unlike highways, MoDOT does not own multimodal facilities. Instead, MoDOT's role is to administer funding and provide an oversight role for multimodal improvements. Many of the multimodal entities receive local tax revenue and direct federal funding, which are not included in these amounts.

MoDOT administered \$35 million of **aviation** funds in fiscal year 2016. Missouri has dedicated taxes on aviation fuel to fund improvements to public use airports in Missouri. MoDOT also administers federal funding to improve airfield pavement conditions and lighting systems, eliminate obstructions and for expansion projects.



In fiscal year 2016, MoDOT administered \$34 million of **transit** funds. The majority of these funds are from federal programs that support operating costs and bus purchases for transit agencies across the state. There is a small amount of state and General Revenue funding to support operating costs for transit agencies.

MoDOT administered \$19 million of **rail** funds in fiscal year 2016. These funds are used to support two programs – the Amtrak passenger rail service between St. Louis and Kansas City, and safety improvements at railroad crossings. The Amtrak funding is from General Revenue, and safety improvements at railroad crossings are from state and federal sources.

Waterways funding totaled \$6 million in fiscal year 2016. These funds provided operating and capital assistance to Missouri's river ports and ferry boat operators.

MoDOT also administers a \$1 million **freight** enhancement program that provides assistance to public, private or not-for-profit entities for non-highway capital projects that improve the efficient flow of freight in Missouri.

Internal operating costs to administer the various multimodal programs totaled \$3 million, including salaries, wages and fringe benefits.

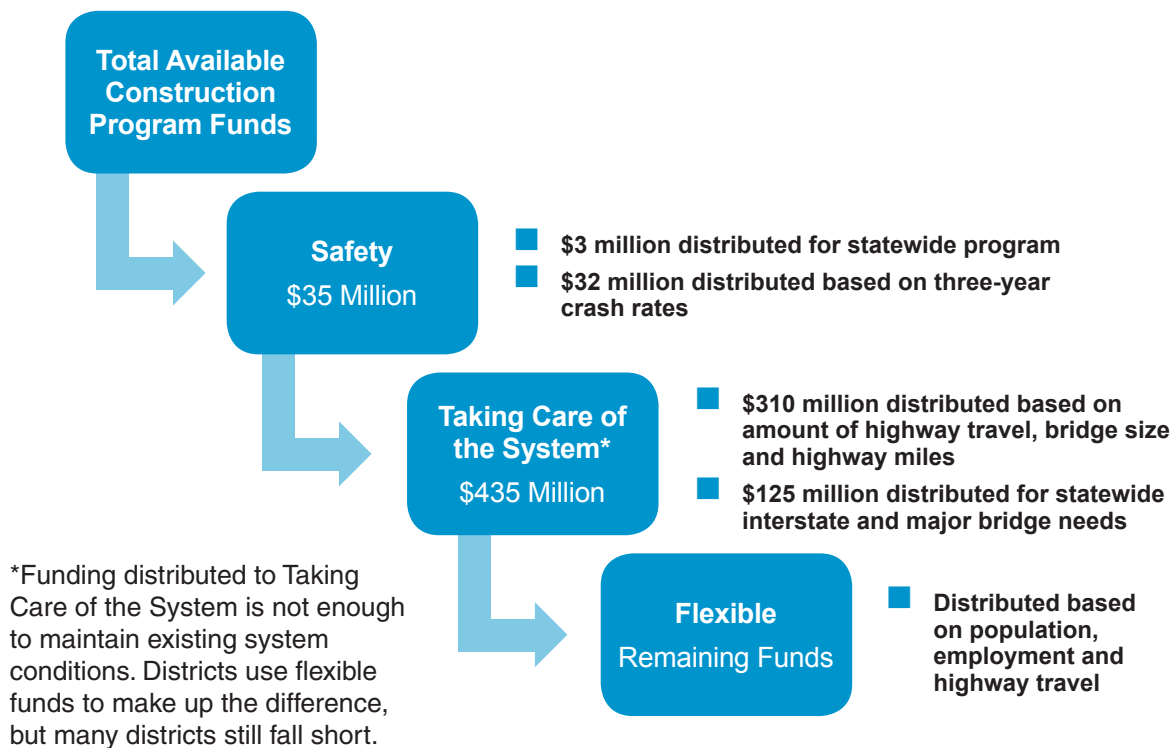
In fiscal year 2016, MoDOT administered \$98 million for multimodal needs. Since only \$96 million was available, MoDOT used \$2 million of cash balances dedicated by law to multimodal activities to provide these projects and services.

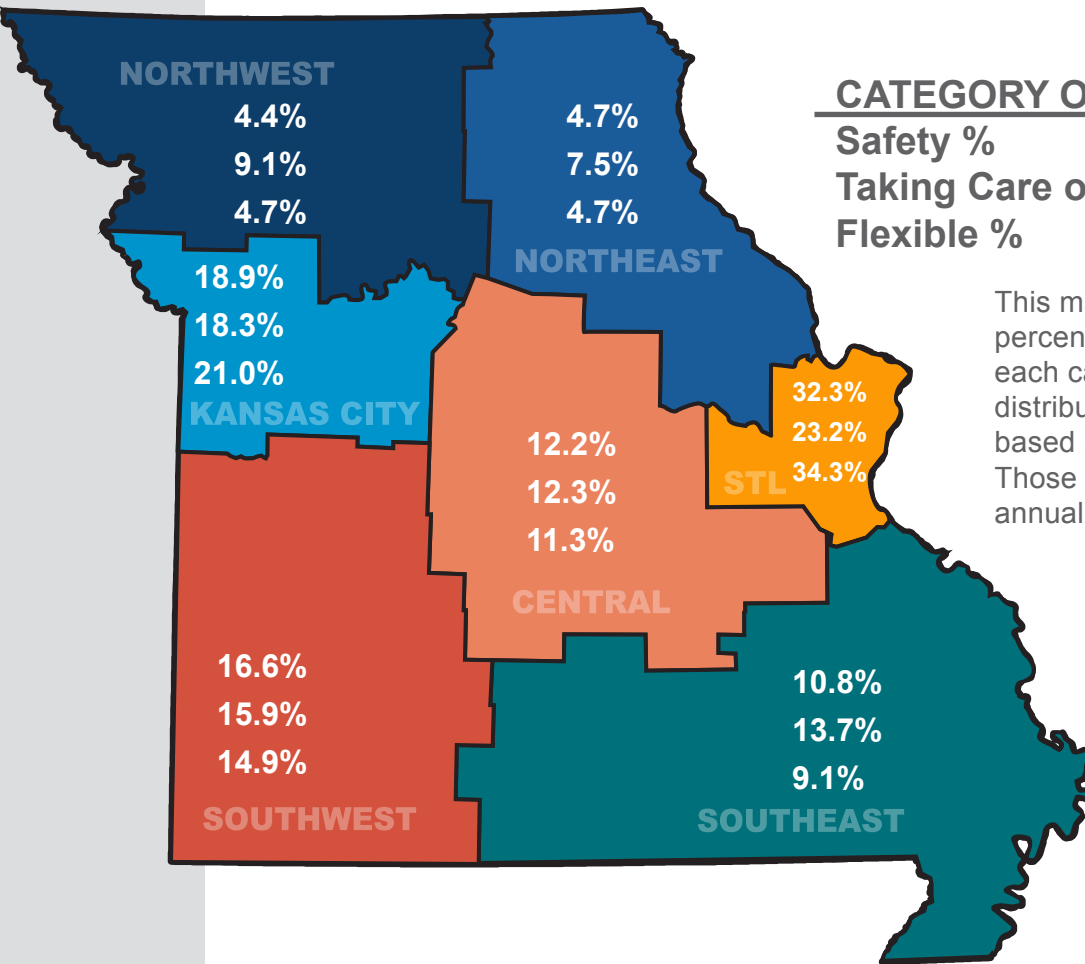
MoDOT Funding DISTRIBUTION

How is MoDOT's Funding Distributed Across the State?

Since 2003, the Missouri Highways and Transportation Commission has used a formula to distribute construction program funds for road and bridge improvements to each of its districts (seven since 2011). This is the largest area of MoDOT's budget that provides funding for safety improvements, taking care of the system and flexible funds that districts can use to take care of the system or invest in major projects that relieve congestion and spur economic growth. In many districts, taking care of the system funds are not sufficient to maintain current system conditions. Districts use flexible funds to make up the difference, but often times still fall short.

Construction program funds are allocated annually to districts using the following formula:





CATEGORY ORDER:

- Safety %
- Taking Care of the System %
- Flexible %

This map shows the percentage of funds from each category that are distributed to each district, based on 2016 factors. Those factors are updated annually.

Once construction program funds are distributed to districts, MoDOT collaborates with regional planning groups to identify local priorities based on projected available funding. The regional transportation improvement plans are brought together to form the department's Statewide Transportation Improvement Program, which outlines five years of transportation improvements. As one year of the plan is accomplished, another year is added.

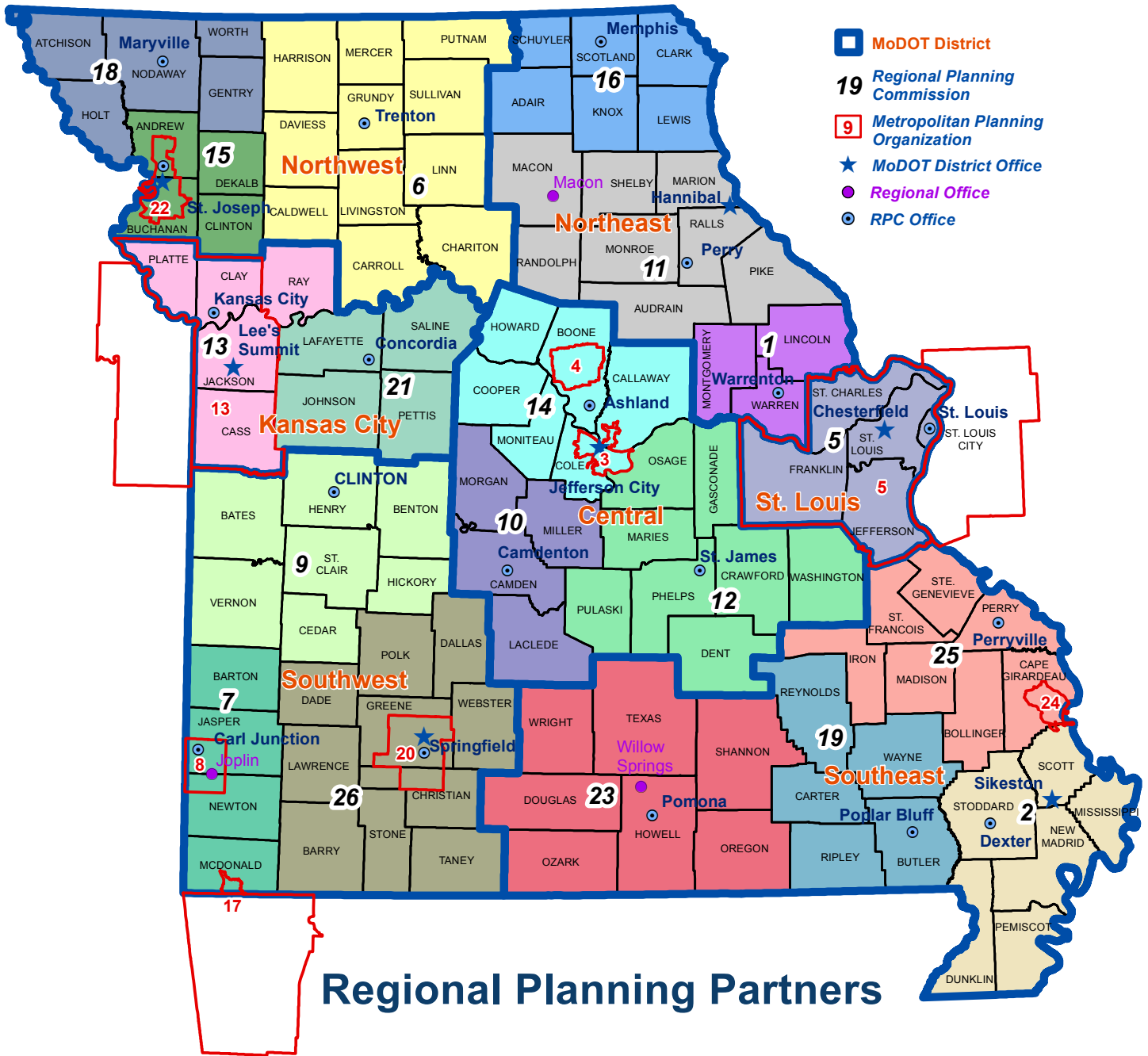
MoDOT Funding DISTRIBUTION

There are two types of regional planning groups in the state: urban areas have Metropolitan Planning Organizations, and rural areas have Regional Planning Commissions. Board members for each of these groups are typically city and county leadership, elected officials and local business owners.

The regional planning groups reach out to local citizens to identify transportation needs. MoDOT staff assists regions to prioritize those needs based on road and bridge conditions, traffic safety data and overall mobility. The prioritization process also includes balancing priorities with available funds.

MoDOT's planning framework involves local citizens from start to finish – an approach that has earned MoDOT recognition as a national leader in public involvement.

Funding for MoDOT operations consists of costs for staff and expenses for maintenance, fleet, facilities and information systems activities. The funding distribution for MoDOT staff costs is based on the number of personnel needed in each district to provide the services to the public, including snow removal, mowing right of way and maintaining roadsides. The budget for expenses, such as salt, paint and fuel, are distributed to districts based on the number of highway miles, highway travel and minor roads that are in poor condition.



Regional Planning Partners

1. Boonslick Regional Planning Commission	14. Mid-Missouri Regional Planning Commission
2. Bootheel Regional Planning & Economic Development Commission	15. Mo-Kan Regional Council
3. Capital Area Metropolitan Planning Organization	16. Northeast Missouri Regional Planning Commission
4. Columbia Area Transportation Study Organization	17. Northwest Arkansas Regional Planning Commission
5. East West Gateway Council of Governments	18. Northwest Missouri Regional Council of Governments
6. Green Hills Regional Planning Commission	19. Ozark Foothills Regional Planning Commission
7. Harry S. Truman Coordinating Council	20. Ozarks Transportation Organization
8. Joplin Area Transportation Study Organization	21. Pioneer Trails Regional Planning Commission
9. Kaysinger Basin Regional Planning Commission	22. St. Joseph Area Transportation Study Organization
10. Lake of the Ozarks Council of Local Governments	23. South Central Ozark Council of Governments
11. Mark Twain Regional Council of Governments	24. Southeast Metropolitan Planning Organization
12. Meramec Regional Planning Commission	25. Southeast Missouri Regional Planning and Economic Development Commission
13. Mid America Regional Council	26. Southwest Missouri Council of Governments

MoDOT Funding DISTRIBUTION

When adding the construction program, operations, administration and highway safety programs together, the following amounts were spent in districts for fiscal year 2016:

(\$ Millions)

District	Construction Program	Operations*	Admin**	HWY Safety Programs	Total
Northwest	\$35	\$59	\$3	-	\$97
Northeast	\$42	\$48	\$2	-	\$92
Kansas City	\$193	\$49	\$3	-	\$245
Central	\$77	\$66	\$2	-	\$145
St. Louis	\$190	\$60	\$3	-	\$253
Southwest	\$147	\$79	\$2	-	\$228
Southeast	\$88	\$75	\$2	-	\$165
Statewide***	\$36	\$73	\$35	\$19	\$163
Total	\$808	\$509	\$52	\$19	\$1,388

*Includes \$430 million of maintenance expenditures and \$79 million of fleet, facilities and information system expenditures.

**According to the Reason Foundation, MoDOT's administrative costs are 2nd lowest in the nation for state departments of transportation.

***Statewide administrative costs include \$15 million for medical insurance costs for MoDOT retirees. The district distribution for Highway Safety Programs is not available.

Since spending can fluctuate from year to year, the table below provides the amounts based on the three-year average from fiscal years 2014 through 2016:

(\$ Millions)

District	Construction Program	Operations	Admin	HWY Safety Programs	Total
Northwest	\$46	\$57	\$2	-	\$105
Northeast	\$41	\$50	\$2	-	\$93
Kansas City	\$217	\$52	\$3	-	\$272
Central	\$90	\$65	\$2	-	\$157
St. Louis	\$229	\$62	\$3	-	\$293
Southwest	\$132	\$80	\$2	-	\$214
Southeast	\$84	\$76	\$2	-	\$162
Statewide	\$36	\$67	\$35	\$16	\$154
Total	\$875	\$509	\$51	\$16	\$1,450

The Cost of OPERATIONS

How Much Does It Cost to Operate the Transportation System?

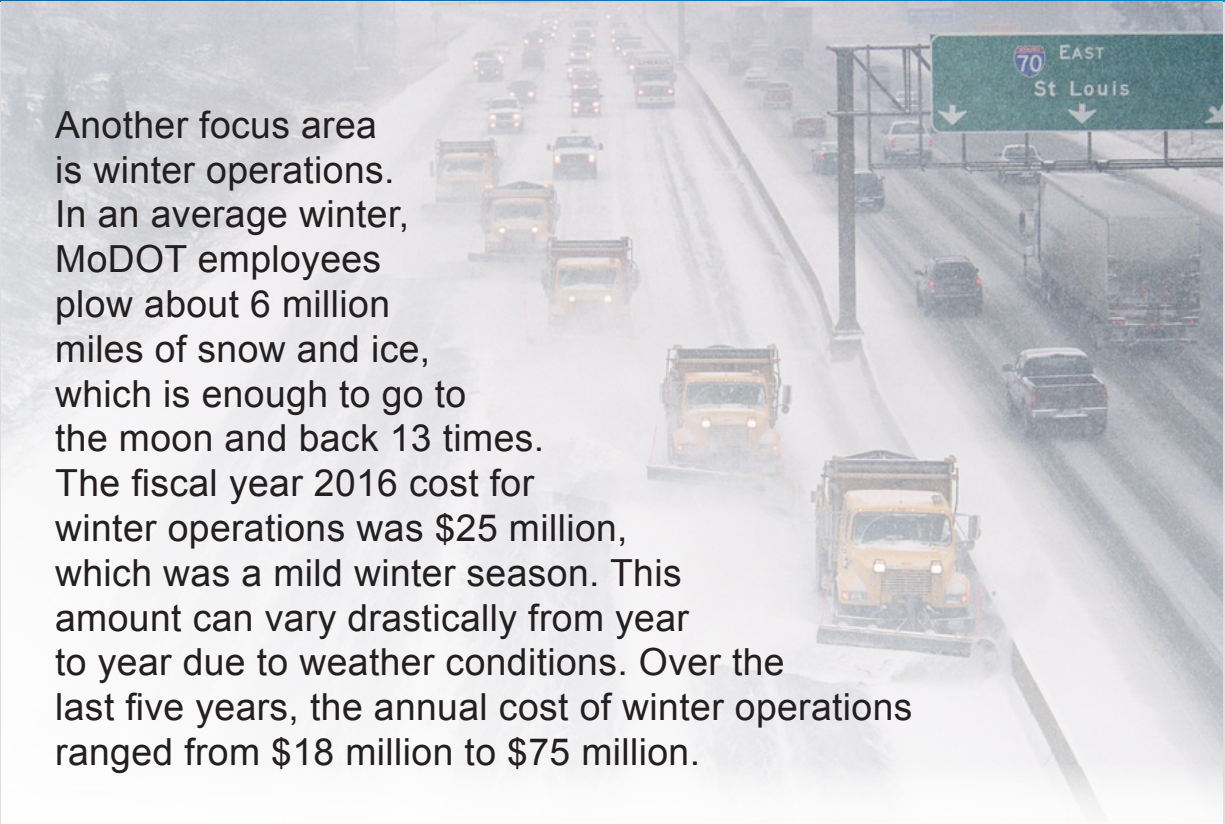
MoDOT employs 3,000+ field employees throughout the state to operate and maintain the transportation system. In fiscal year 2016, MoDOT invested **\$509 million**, or about \$9.88 per month from Missouri drivers, to provide the following services:

- Pavement repairs and sealing
- Winter operations
- Bridge maintenance
- Striping
- Traffic signs and signals
- Mowing
- Flood/road closures
- Ditches/Drainage
- Litter and debris removal
- Incident response
- Customer calls
- Dead animal removal
- Driveway maintenance
- Permits
- Vegetation control

The number one focus of operations is roadway maintenance. In fiscal year 2016, \$160 million of MoDOT's operating budget was spent on roadways for repairs, sealing and striping. Each year, MoDOT crews place enough asphalt to do a 1-inch overlay and sealing from Los Angeles to Washington D.C. – about 2,300 miles. The repair work from MoDOT operations is focused on roads that do not carry a lot of traffic. Funding from the construction program pays for pavement improvements for heavily traveled roads, like interstates and U.S. highways.



The Cost of OPERATIONS



Another focus area is winter operations. In an average winter, MoDOT employees plow about 6 million miles of snow and ice, which is enough to go to the moon and back 13 times. The fiscal year 2016 cost for winter operations was \$25 million, which was a mild winter season. This amount can vary drastically from year to year due to weather conditions. Over the last five years, the annual cost of winter operations ranged from \$18 million to \$75 million.

Maintaining roadsides costs about \$71 million each year for crews to mow grass and remove litter, debris and dead animals. MoDOT mows about 400,000 acres of grass each year, which is equivalent to 300,000 football fields.



Operating funds do more than just maintain the system. They also provide funds to operate the system so people get where they want to go. MoDOT manages over 2,500 traffic signals, 250 dynamic message signs, 600 traffic cameras and traffic management centers in Kansas City, St. Louis and Springfield.

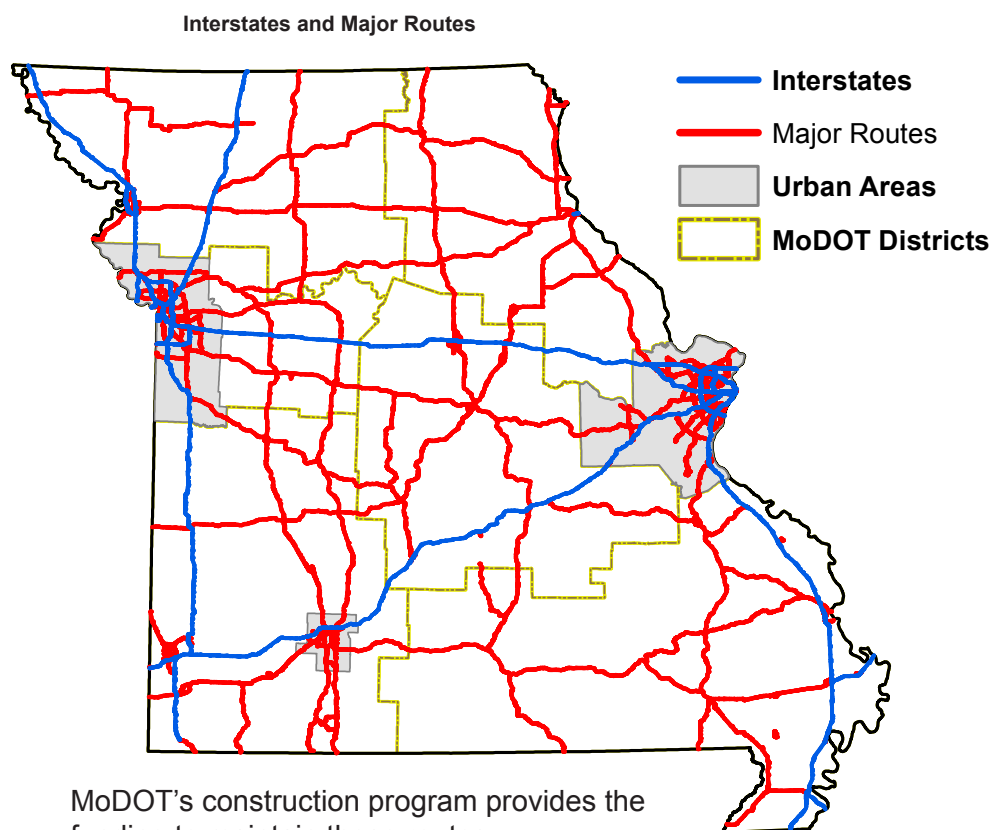
In addition, MoDOT crews are able to respond quickly to incidents ranging from traffic crashes to flooding to make sure Missourians arrive safely at their destination.



The Current Condition of MISSOURI TRANSPORTATION

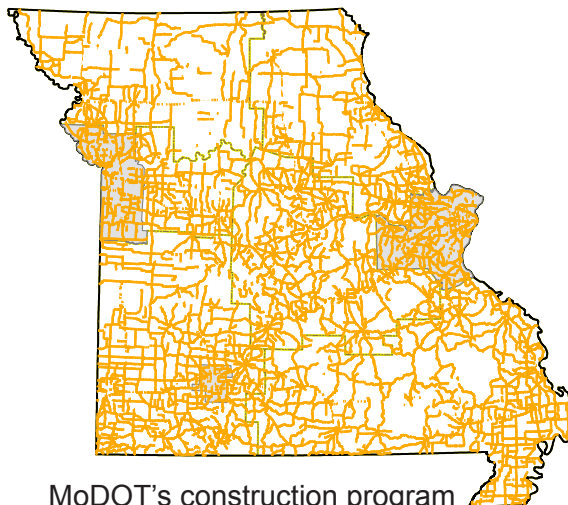
What is the Current Condition of Missouri Transportation?

Each year, about 50 billion miles are traveled on the state highway system. The majority of travel occurs on interstates and major routes. Interstates and major routes include just 5,494 miles of the 33,873 miles of highway in Missouri, but account for 77 percent of the travel. Currently, 90 percent of these routes are in good condition as MoDOT has focused on improving and maintaining these routes over the last decade.



Missouri's minor routes make up the largest group of state highways, accounting for 17,298 miles – just over one-half of the entire state highway system. About 21 percent of all state travel occurs on these routes. Currently, 81 percent of these routes are in good condition.

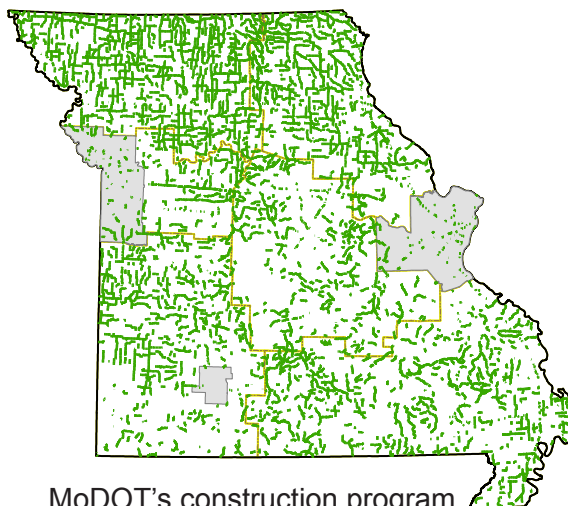
Minor Routes



MoDOT's construction program provides the funding to maintain these routes.

The final tier of Missouri highways is low volume routes. Each of these routes carry less than 400 vehicles per day and primarily serve local transportation needs. Missouri has 11,080 miles of low volume routes, accounting for about one-third of the state system. Travel on these routes is only two percent of all state highway travel. Currently, 73 percent of these routes are in good condition.

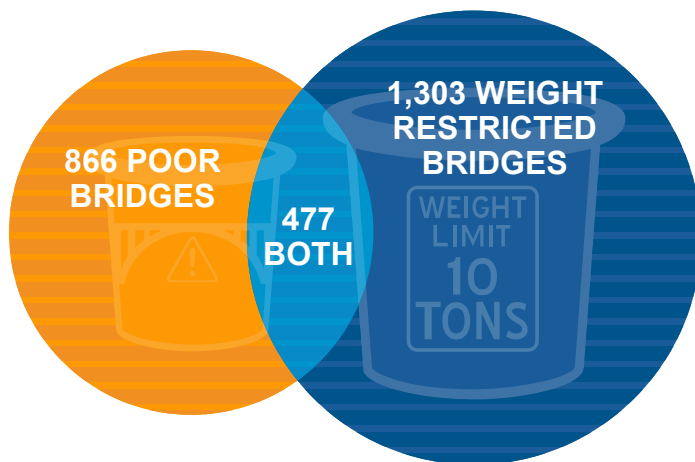
Low Volume Routes



MoDOT's construction program funds are used to maintain the bridges on these routes; however, the pavements on these routes are maintained using MoDOT's maintenance funds.

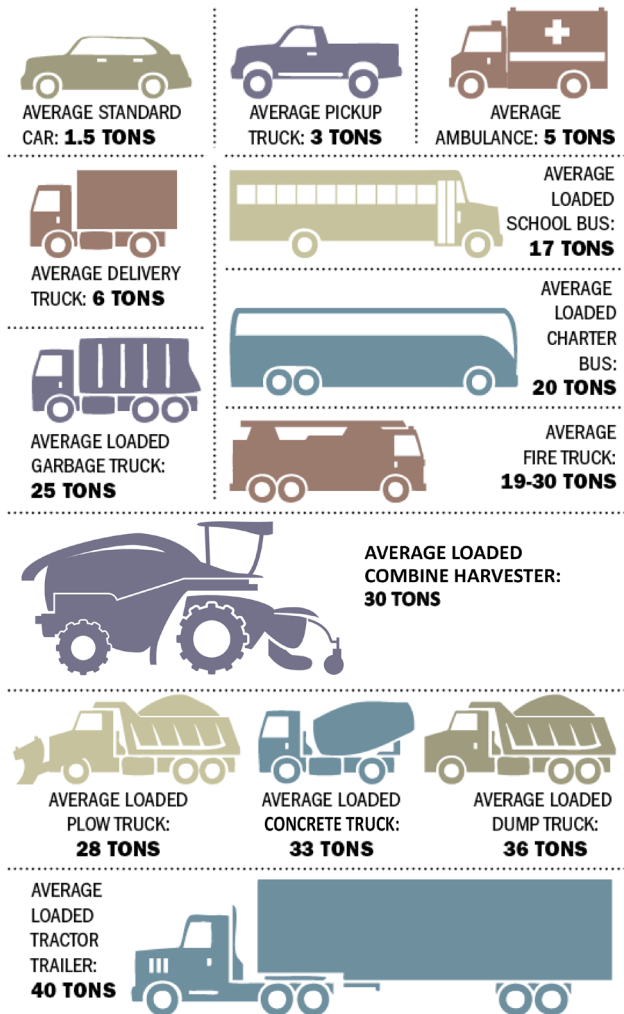
The Current Condition of MISSOURI TRANSPORTATION

In addition to the huge network of highways, Missouri has 10,394 bridges of varying sizes, including 206 major bridges that are longer than 1,000 feet, or about the length of three football fields. Currently, 866 bridges are in poor condition. MoDOT inspects these bridges on a regular basis to ensure they are safe for travelers. If a bridge is unsafe, it is closed until repairs can be made. Missouri also has 1,303 weight-restricted bridges, with 477 of them also in poor condition.



Approximate vehicle weights

Lower weight limits for about 1,300 load-posted state bridges:



Source: PennDOT

James Hilston/Post-Gazette

What is THE COST?

How Much Do Current Roadway Conditions Cost Missourians?

Missourians pay a relatively small amount per month to use the state system of roads and bridges. The average Missouri driver pays about \$30 per month in state and federal transportation taxes and fees. That's far less than what the average Missourian pays for cell phone service, cable television or internet service.

But there are also hidden transportation costs that Missourians may not realize they are absorbing when they sit on congested highways, drive on rough roads or experience vehicle crashes.

Monthly Cost Per Driver



What is THE COST?

System condition costs Missouri drivers about \$169 per month.

According to the Texas Transportation Institute's 2015 Urban Mobility Scorecard, Missourians who commute to work by car spend many hours in congestion, ranging from 10 hours per year in Cape Girardeau and St. Joseph, to 39 hours per year in Kansas City and 43 hours in St. Louis. That means gallons of fuel wasted, a loss of productivity and hours lost that have an adverse effect on a person's quality of life. The associated cost of congestion translates to an average of \$43 per month for Missouri drivers.

There are also hidden costs in operating and maintaining a vehicle on rough roads due to:

- Accelerated vehicle depreciation,
- Additional vehicle repair costs,
- Increased fuel consumption, and
- Increased tire wear.

The Road Information Program's 2015 "Missouri Transportation by the Numbers" report calculated those costs to be \$33 per month for Missouri drivers, or a total of \$1.7 billion each year to the state of Missouri.

Motor vehicle crashes cost Missourians \$4.8 billion each year⁴. This equates to \$93 per month for each Missouri driver. This amount includes medical costs, lost workplace and household productivity, property damage, congestion costs and legal costs.

When combined, congestion, additional vehicle operating costs and roadway crashes cost each Missouri driver about \$169 per month. Additional investments in congestion relief, improving system conditions and safety can reduce these costs for Missourians.

⁴ The Economic and Societal Impact of Motor Vehicle Crashes, 2010 (Revised 2015), National Highway Traffic Safety Administration



High-Priority Unfunded TRANSPORTATION NEEDS

What are Missouri's Transportation Needs?

When MoDOT completed its long-range transportation plan in 2014, extensive input from Missourians resulted in four goals for the state's transportation system over the next 20 years:

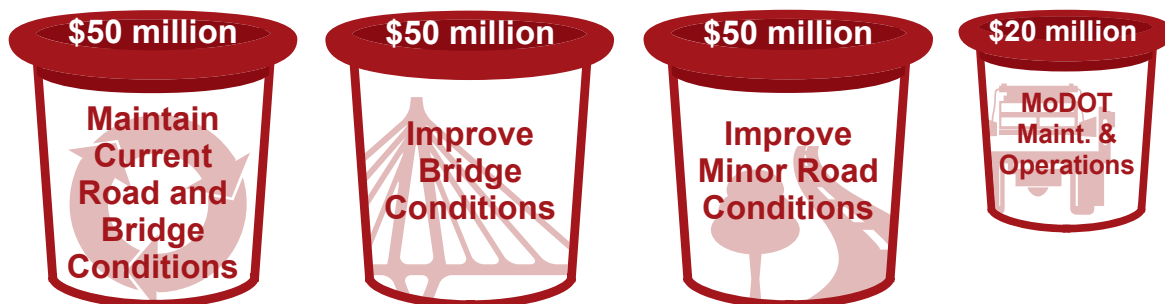
1. Take care of the transportation system and services we enjoy today.
2. Keep all travelers safe – no matter the mode of transportation.
3. Invest in projects that spur economic growth and create jobs.
4. Give Missourians better transportation choices.

HIGH-PRIORITY UNFUNDED ANNUAL TRANSPORTATION NEEDS

Improve Road and Bridge Conditions \$170 million



With MoDOT's current available resources, the reality is that the department must focus its attention on keeping the existing system in the condition that it is in today. To do that, some MoDOT districts must devote every available dollar to maintaining the condition of their roads and bridges, and they are still going to lose ground over time. That leaves a number of unfunded transportation needs.

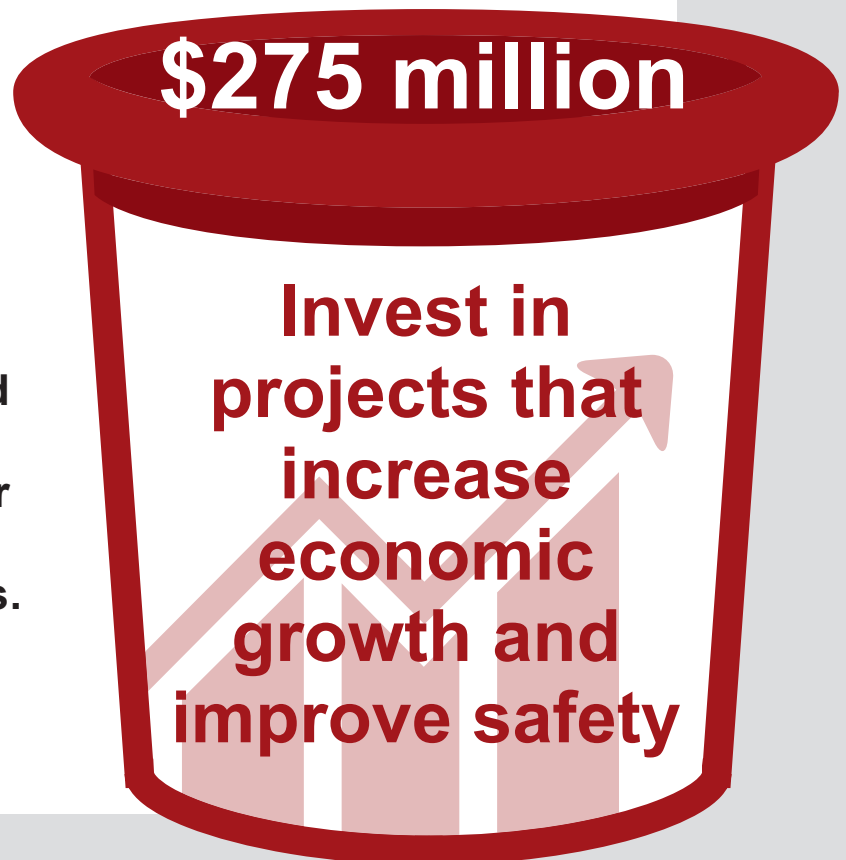


Improve road and bridge conditions – Investing an additional \$170 million per year would enable all of MoDOT's districts to adequately maintain their existing system, begin driving down the state's number of poor bridges, improve the condition of the state's minor roads and stabilize the level of MoDOT's maintenance and operations efforts to keep pace with inflationary cost increases. **The required investment equates to an average of \$3.30 per month by each of the state's licensed drivers.**

High-Priority Unfunded TRANSPORTATION NEEDS

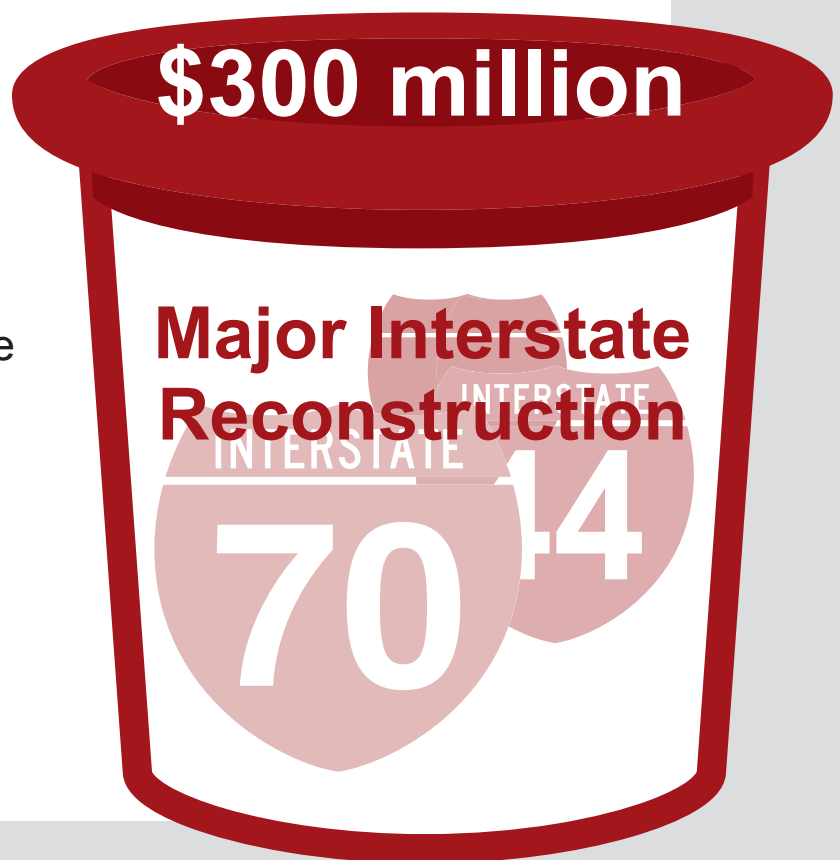
Invest in projects that increase economic growth and improve safety – These are the projects that local communities across the state are clamoring for but which are unaffordable in today's financial environment. Projects include new interchanges, adding shoulders with rumble stripes and adding lanes to the current system. In addition to the economic growth benefits, all of these projects would improve safety so fewer fatalities and serious injuries occur.

An additional investment of \$275 million per year would allow MoDOT to begin meeting those needs. MoDOT would work with its regional planning partners to ensure the highest priorities would be funded. **The required investment equates to an average of \$5.34 per month by each of the state's licensed drivers.**



Major interstate highway reconstruction – The nation’s interstate system is now 60 years old, and Missouri’s interstates were built with a 20-year life expectancy. They need attention. The poster child for Missouri’s interstate needs is Interstate 70 – the nation’s oldest interstate. MoDOT has known for years that it needs to be reconstructed with added capacity to handle mounting levels of traffic, especially long-haul trucks. The project, though, has been and continues to be unaffordable.

The state’s other six interstates will also be facing improvement/preservation needs in the coming years. An additional \$300 million per year would allow MoDOT to begin tackling this long overdue improvement. **The required investment equates to an average of \$5.82 per month by each of the state’s licensed drivers.**



High-Priority Unfunded TRANSPORTATION NEEDS

\$80 million

Improve Multimodal Transportation Options

Many Missourians depend on non-highway modes of transportation; however, the state currently invests very little money towards those needs.

Improve multimodal transportation options – Missouri’s transit systems, railroads, ports, waterways, airports and bicycle/pedestrian facilities could begin to see much needed improvements with an


annual investment of \$80 million. MoDOT would work with the owners and stakeholders of these transportation systems, along with our regional planning partners, to identify and fund the highest priority needs. **The required investment equates to an average of \$1.55 per month by each of the state’s licensed drivers.**



CITIZEN'S GUIDE TO TRANSPORTATION FUNDING IN MISSOURI

In summary, Missourians enjoy access to a large transportation system that keeps us connected. Maintaining and improving the transportation system is expensive, but is a worthwhile investment. The average Missouri driver contributes about \$30 per month to fund their access to the transportation system and the services MoDOT provides.

Incremental increases in funding for improving road and bridge conditions, investing in projects that increase economic growth and safety, reconstructing major interstates and improving multimodal transportation options can offset the \$169 of hidden costs drivers are paying each month due to congestion, rough roads and traffic crashes.

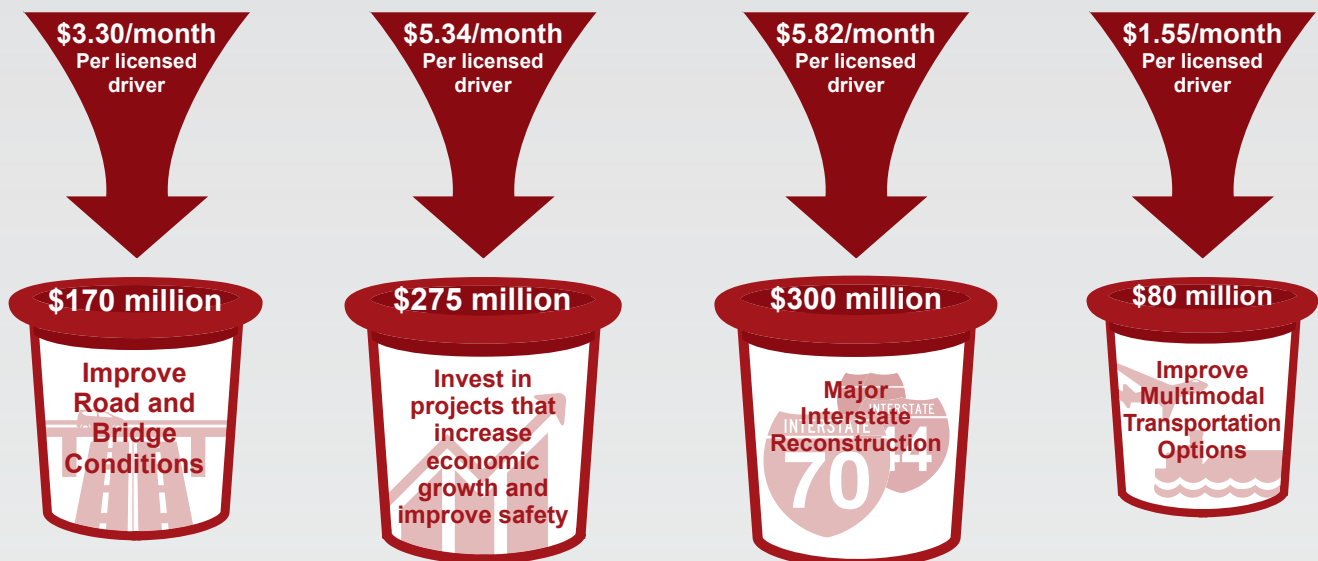


MONTHLY COSTS OF ADDITIONAL BENEFITS

The average driver in Missouri pays \$29.91 per month in federal and state taxes/fees to support Missouri's system of roads and bridges.

Based on 13,476 miles driven per year at 21.4 mpg, plus the average motor vehicle sales tax per driver.

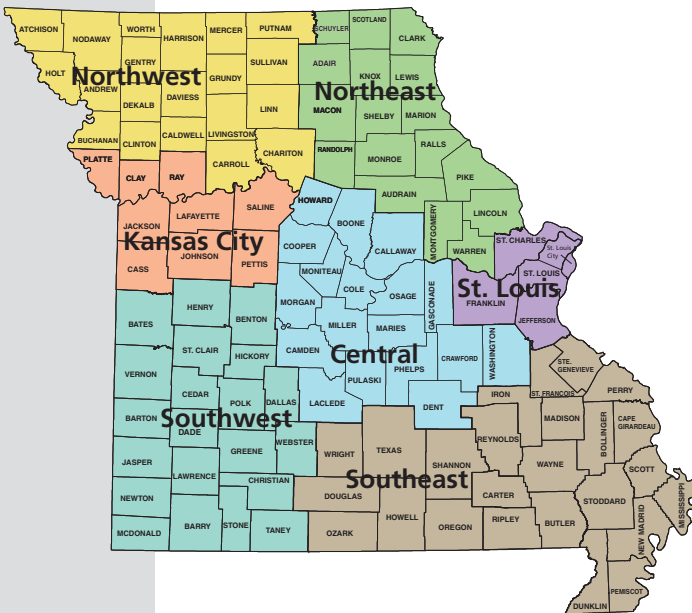
Additional Investments Needed to Improve Missouri's Transportation System



MoDOT CONTACTS

MoDOT EXECUTIVE TEAM

Patrick McKenna Director
 Roberta Broeker Chief Financial Officer
 Ed Hassinger Chief Engineer
 Kathy Harvey Assistant Chief Engineer
 Rich Tiemeyer Chief Counsel
 Jay Wunderlich Governmental Relations Director
 Fay Fleming Communications Director



DISTRICT ENGINEERS

Northwest Tony McGaughy (Acting)
Northeast Paula Gough
Kansas City Don Wichern (Interim)
Central Dave Silvester
St. Louis Greg Horn
Southwest Travis Koestner
Southeast Mark Shelton

Please direct inquiries about the Citizen's Guide to Transportation in Missouri to:

Ben Reeser	Transportation Planning	573-526-0123	ben.reeser@modot.mo.gov
Todd Grosvenor	Financial Services	573-751-4626	todd.grosvenor@modot.mo.gov
Bob Brendel	Communications	573-751-8717	robert.brendel@modot.mo.gov

Missouri Department of Transportation
1-888-ASK-MoDOT
modot.org



Missouri Revised Statutes

Chapter 21
General Assembly
Section 21.795

August 28, 2016

Joint committee on transportation oversight, members, quorum--report, when, contents--meetings, examination of reports, records required to be submitted.

21.795. 1. There is established a permanent joint committee of the general assembly to be known as the "Joint Committee on Transportation Oversight" to be composed of seven members of the standing transportation committees of both the senate and the house of representatives and three nonvoting ex officio members. Of the fourteen members to be appointed to the joint committee, the seven senate members of the joint committee shall be appointed by the president pro tem of the senate and minority leader of the senate and the seven house members shall be appointed by the speaker of the house of representatives and the minority floor leader of the house of representatives. The seven senate members shall be composed, as nearly as may be, of majority and minority party members in the same proportion as the number of majority and minority party members in the senate bears to the total membership of the senate. No major party shall be represented by more than four members from the house of representatives. The ex officio members shall be the state auditor, the director of the oversight division of the committee on legislative research, and the commissioner of the office of administration or the designee of such auditor, director or commissioner. The joint committee shall be chaired jointly by both chairs of the senate and house transportation committees. A majority of the committee shall constitute a quorum, but the concurrence of a majority of the members, other than the ex officio members, shall be required for the determination of any matter within the committee's duties.

2. The department of transportation shall submit a written report prior to December thirty-first of each year to the governor and the lieutenant governor. The report shall be posted to the department's internet website so that general assembly members may elect to access a copy of the report electronically. The written report shall contain the following:

(1) A comprehensive financial report of all funds for the preceding state fiscal year which shall include a report by independent certified public accountants, selected by the commissioner of the office of administration, attesting that the financial statements present fairly the financial position of the department in conformity with generally accepted government accounting principles. This report shall include amounts of:

(a) State revenues by sources, including all new state revenue derived from highway users which results from action of the general assembly or voter-approved measures taken after August 28, 2003, and projects funded in whole or in part from such new state revenue, and amounts of federal revenues by source;

(b) Any other revenues available to the department by source;

(c) Funds appropriated, the amount the department has budgeted and expended for the following: contracts, right-of-way purchases, preliminary and construction engineering, maintenance operations and administration;

(d) Total state and federal revenue compared to the revenue estimate in the fifteen-year highway plan as adopted in 1992. All expenditures made by, or on behalf of, the department for personal services including fringe benefits, all categories of expense and equipment, real estate and capital improvements shall be assigned to the categories listed in this subdivision in conformity with generally accepted government accounting principles;

(2) A detailed explanation of the methods or criteria employed to select construction projects, including a listing of any new or reprioritized projects not mentioned in a previous report, and an explanation as to how the new or reprioritized projects meet the selection methods or criteria;

(3) The proposed allocation and expenditure of moneys and the proposed work plan for the current fiscal year, at least the next four years, and for any period of time expressed in any public transportation plan approved by either the general assembly or by the voters of Missouri. This proposed allocation and expenditure of moneys shall include the amounts of proposed allocation and expenditure of moneys in each of the categories listed in subdivision (1) of this subsection;

(4) The amounts which were planned, estimated and expended for projects in the state highway and bridge construction program or any other projects relating to other modes of transportation in the preceding state fiscal year and amounts which have been planned, estimated or expended by project for construction work in progress;

(5) The current status as to completion, by project, of the fifteen-year road and bridge program adopted in 1992. The first written report submitted pursuant to this section shall include the original cost estimate, updated estimate and final completed cost by project. Each written report submitted thereafter shall include the cost estimate at the time the project was placed on the most recent five-year highway and bridge construction plan and the final completed cost by project;

(6) The reasons for cost increases or decreases exceeding five million dollars or ten percent relative to cost estimates and final completed costs for projects in the state highway and bridge construction program or any other projects relating to other modes of transportation completed in the preceding state fiscal year. Cost increases or decreases shall be determined by comparing the cost estimate at the time the project was placed on the most recent five-year highway and bridge construction plan and the final completed cost by project. The reasons shall include the amounts resulting from inflation, department-wide design changes, changes in project scope, federal mandates, or other factors;

(7) Specific recommendations for any statutory or regulatory changes necessary for the efficient and effective operation of the department;

(8) An accounting of the total amount of state, federal and earmarked federal highway funds expended in each district of the department of transportation; and

(9) Any further information specifically requested by the joint committee on transportation oversight.

3. Prior to February fifteenth of each year, the committee shall hold an annual meeting and call before its members, officials or employees of the state highways and transportation commission or department of transportation, as determined by the committee, for the sole purpose of receiving and examining the report required pursuant to subsection 2 of this section. The committee shall not have the power to modify projects or priorities of the state highways and transportation commission or department of transportation. The committee may make recommendations to the state highways and transportation commission or the department of transportation. Disposition of those recommendations shall be reported by the commission or the department to the joint committee on transportation oversight.

4. In addition to the annual meeting required by subsection 3 of this section, the committee shall meet two times each year. The co-chairs of the committee shall establish an agenda for each

meeting that may include, but not be limited to, the following items to be discussed with the committee members throughout the year during the scheduled meeting:

- (1) Presentation of a prioritized plan for all modes of transportation;
- (2) Discussion of department efficiencies and expenditure of cost-savings within the department;
- (3) Presentation of a status report on department of transportation revenues and expenditures, including a detailed summary of projects funded by new state revenue as provided in paragraph (a) of subdivision (1) of subsection 2 of this section; and
- (4) Implementation of any actions as may be deemed necessary by the committee as authorized by law. The co-chairs of the committee may call special meetings of the committee with ten days' notice to the members of the committee, the director of the department of transportation, and the department of transportation.

5. The committee shall also review all applications for the development of specialty plates submitted to it by the department of revenue. The committee shall approve such application by a majority vote. The committee shall approve any application unless the committee receives:

- (1) A signed petition from five house members or two senators that they are opposed to the approval of the proposed license plate and the reason for such opposition;
- (2) Notification that the organization seeking authorization to establish a new specialty license plate has not met all the requirements of section [301.3150](#) ;
- (3) A proposed new specialty license plate containing objectionable language or design;
- (4) A proposed license plate not meeting the requirements of any reason promulgated by rule. The committee shall notify the director of the department of revenue upon approval or denial of an application for the development of a specialty plate.

6. The committee shall submit records of its meetings to the secretary of the senate and the chief clerk of the house of representatives in accordance with sections [610.020](#) and [610.023](#) .

(L. 1998 H.B. 1681 & 1342 merged with S.B. 883, A.L. 2003 H.B. 668, A.L. 2004 S.B. 1233, et al., A.L. 2009 H.B. 683 merged with H.B. 752, A.L. 2012 H.B. 1402)

(2009) Messages on specialty license plates communicate private, not government, speech; specialty plate program allows the State to engage in viewpoint discrimination and thus violates the First Amendment. *Roach v. Stouffer*, 560 F.3d 860 (8th Cir.).

Financial Statements

RSMo 21.795.2

The information in this section is in accordance with the following section of the reporting statute. "2. *The department of transportation shall submit a written report prior to December thirty-first of each year to the governor and the lieutenant governor. The report shall be posted to the department's Internet website so that general assembly members may elect to access a copy of the report electronically. The written report shall contain the following:*

(1) A comprehensive financial report of all funds for the preceding state fiscal year which shall include a report by independent certified public accountants, selected by the commissioner of the office of administration, attesting that the financial statements present fairly the financial position of the department in conformity with generally accepted government accounting principles. This report shall include amounts of:

- (a) State revenues by sources, including all new state revenue derived from highway users which results from action of the general assembly or voter-approved measures taken after August 28, 2003, and projects funded in whole or in part from such new state revenue, and amounts of federal revenues by source;*
- (b) Any other revenues available to the department by source;*
- (c) Funds appropriated, the amount the department has budgeted and expended for the following: contracts, right-of-way purchases, preliminary and construction engineering, maintenance operations and administration;*
- (d) Total state and federal revenue compared to the revenue estimate in the fifteen-year highway plan as adopted in 1992. All expenditures made by, or on behalf of, the department for personal services including fringe benefits, all categories of expense and equipment, real estate and capital improvements shall be assigned to the categories listed in this subdivision in conformity with generally accepted government accounting principles,..." Section 21.795.2(1), RSMo Supp. 2009.*

As part of the annual report legislation, MoDOT is required to have its financial data audited by independent certified public accountants. MoDOT retained RubinBrown, LLP, who audited the department's financial statements for the fiscal year ended June 30, 2016.

The audited comprehensive annual financial report encompasses \$2.16 billion in expenditures, including other state agencies. The agency is responsible for building and maintaining the 33,873-mile state highway system, as well as for planning and distributing funds for the state's aviation, waterways, railroads and transit needs. MoDOT has facilities in every county in the state and has a workforce of 5,106 employees providing services to the citizens of Missouri.

The fiscal year 2016 auditor's report contains the unmodified opinion of the auditors that the combined financial statements present fairly, in all material respects, the financial position of the department and the results of its operations and cash flows, in conformity with accounting principles generally accepted in the United States.

Comprehensive Annual Financial Report

for the fiscal year ended
June 30, 2016

Prepared by the Financial Services Division
under the direction of
Roberta Broeker, CPA, Chief Financial Officer
and Brenda Morris, CPA, Financial Services Director

Missouri Department of Transportation
105 West Capitol Avenue
Jefferson City, MO 65102
573-526-8106



**Missouri Department
of Transportation**
an agency of the State of Missouri

Table of Contents

	Page
Introductory Section	
Letter of Transmittal	7
Principal Officials	12
Organizational Chart	13
Financial Section	
Independent Auditors' Report on Financial Statements and Supplementary Information	17
Management's Discussion and Analysis	22
Basic Financial Statements	
Government-wide Financial Statements	
Statements of Net Position	36
Statements of Activities	37
Fund Financial Statements	
Governmental Funds	
Balance Sheets	40
Reconciliation of the Governmental Funds Balance Sheets to the Statements of Net Position	43
Statements of Revenues, Expenditures and Changes in Fund Balances	44
Reconciliation of the Governmental Funds Statements of Revenues, Expenditures and Changes in Fund Balances to the Statements of Activities	47
Proprietary Funds	
Statements of Net Position	48
Statements of Revenues, Expenses and Changes in Net Position	49
Statements of Cash Flows	50
Fiduciary Funds	
Statements of Assets and Liabilities – Agency Fund	51
Index for the Notes to the Financial Statements	55
Required Supplementary Information	
Budgetary Comparison Schedules – State Highways and Transportation Department Fund	82
Budgetary Comparison Schedules – State Road Fund	83
Budget Basis to GAAP Reconciliations and Disclosure	84
Schedule of Proportionate Share of Net Pension Liability (NPL)	85
Schedule of Pension Contributions	85
Schedule of Funding Progress – Other Post-Employment Benefits	86
Combining Financial Statements	
Nonmajor Governmental Funds	
Combining Balance Sheets	88
Combining Statements of Revenues, Expenditures and Changes in Fund Balances	90
Proprietary Funds – Internal Service	
Combining Statements of Net Position	94
Combining Statements of Revenues, Expenses and Changes in Net Position	95
Combining Statements of Cash Flows	96

Table of Contents

(continued)

	Page
Fiduciary Funds – Agency	
Combining Statements of Assets and Liabilities	99
Combining Statements of Changes in Assets and Liabilities	100
Budgetary Comparison Schedules and Reconciliations – Debt Service and Nonmajor Governmental Funds	
Budgetary Comparison Schedule and Reconciliation – State Road Bond Fund	104
Budgetary Comparison Schedule and Reconciliation – Multimodal Federal Fund	105
Budgetary Comparison Schedule and Reconciliation – State Transportation Fund	106
Budgetary Comparison Schedule and Reconciliation – Aviation Trust Fund	107
Budgetary Comparison Schedule and Reconciliation – State Transportation Assistance Revolving Fund	108
Budgetary Comparison Schedule and Reconciliation – Motor Carrier Services (MCS) Federal Fund	109
Budgetary Comparison Schedule and Reconciliation – Grade Crossing Safety Fund	110
Budgetary Comparison Schedule and Reconciliation – Railroad Expense Fund	111
Budgetary Comparison Schedule and Reconciliation – Highway Safety Fund	112
Budgetary Comparison Schedule and Reconciliation – Motorcycle Safety Fund	113
Statistical Section	
Index and Overview Statistical Section	117
Financial Trends	119
Revenue Capacity	126
Debt Capacity	130
Demographic and Economic Information	134
Operating Information	138
Other Information	
Independent Auditors’ Report on Internal Control Over Financial Reporting and on Compliance and Other Matters Based on an Audit of the Financial Statements Performed in Accordance with <i>Government Auditing Standards</i>	147



This page intentionally left blank

Introductory Section



This page intentionally left blank



Missouri Department of Transportation
Patrick K. McKenna, Director

September 28, 2016

The Honorable Jay Nixon, Governor
Members of the Missouri Legislature
Members of the Missouri Highways and Transportation Commission
Citizens of the State of Missouri

The Missouri Department of Transportation (MoDOT or the Department) is pleased to submit the Comprehensive Annual Financial Report (CAFR) of the Department for the fiscal year ended June 30, 2016.

Revised Statutes of Missouri, Section 21.795, require the Department, an agency of the state of Missouri, to have a financial statement audit performed annually by an independent certified public accountant. In fulfillment of this requirement, as well as bond requirements, the Department prepared this CAFR and contracted with the independent auditing firm of RubinBrown, LLP to audit the financial statements.

The objective of the independent audit is to provide reasonable assurance the financial statements are free from material misstatement. The independent audit involved examining, on a test basis, evidence supporting the amounts and disclosures in the financial statements, assessing the accounting principles used and significant estimates made by management and evaluating the overall financial statement presentation. The independent auditors concluded, based upon the audit, that there was a reasonable basis for rendering an unmodified opinion and that the Department's financial statements for the fiscal year ended June 30, 2016, are fairly presented, in all material respects, in conformity with accounting principles generally accepted in the United States of America (GAAP). Their report is presented as the first component in the financial section of this report.

GAAP requires management provide a narrative introduction, overview and analysis to accompany the basic financial statements in the form of Management's Discussion and Analysis. This letter of transmittal is designed to complement Management's Discussion and Analysis, which can be found immediately following the report of the independent auditors, and should be read in conjunction with it.

The CAFR comprises all funds from which MoDOT spends including certain other state agencies' spending as allowed by Missouri law. Only MoDOT appropriations are reported for other state of Missouri funds. Responsibility for both the accuracy of the data and the completeness and fairness of the presentation, including all disclosures, rests with the Department.

To provide a reasonable basis for making these representations, the Department has established a comprehensive internal control framework designed to protect the Department's assets from loss, theft or misuse and to compile reliable information for the preparation of the financial statements in conformity with GAAP. The Department's internal control includes both automated controls, which are an integral component of the financial accounting system, and comprehensive policies and procedures. In addition, the Department's Audits and Investigations Division is an independent audit unit that performs audits of the various districts and divisions of the Department.

Because the cost of internal controls should not outweigh their benefits, the Department's comprehensive framework of internal control has been designed to provide reasonable rather than absolute assurance that the financial statements are free from material misstatements.

To the best of our knowledge and belief, this financial report is complete and reliable in all material respects and is reported in a manner designed to present fairly the financial position and results of operations of the various funds. All disclosures necessary to enable the reader to gain an understanding of the Department's financial activities have been included.

Profile of the Department

MoDOT works to provide a world-class transportation experience that delights our customers and promotes a prosperous Missouri. The Department is responsible for designing, building, operating and maintaining Missouri's transportation system - the seventh largest in the United States with approximately 33,873 miles of highway and 10,394 bridges. The Department also works to improve airports, river ports, railroads, public transit systems and pedestrian and bicycle travel.

In 1979, voters of the State passed a constitutional amendment merging the State Highway Department with the Department of Transportation, becoming the Missouri Highways and Transportation Department. In 1996, the Missouri Highways and Transportation Department became the Missouri Department of Transportation by legislative action. The Missouri Highways and Transportation Commission (MHTC or Commission), a six-member bipartisan board, governs the Department. Commission members are appointed by the governor and are confirmed by the Missouri Senate. No more than three commission members may be of the same political party. The Commission appoints the MoDOT director.

The Commission is responsible for the annual update of the Department's five-year Statewide Transportation Improvement Program (STIP) and awards contracts for highway projects. The Commission has authority to issue bonds secured by highway revenues.

As shown on the organizational chart following this letter, the Department is organized by divisions and districts. The divisions represent a variety of disciplines and provide direction and oversight of the activities in the districts and support to the Department. These activities include the design and construction of highways and facilities, transportation planning including the five-year STIP, maintenance and safety of the existing highway system and activities related to other modes of transportation, such as aviation, railways, river ports, freight, transit, and bicycle and pedestrian facilities. The districts represent seven geographical regions of the state of Missouri and are responsible for providing projects and services to the citizens of Missouri.

Budgetary Controls

The Commission approves the appropriation request submitted to the State Legislature for all governmental funds reported by MoDOT with the exception of those funds appropriated to other state agencies and to the Office of Administration for certain fringe benefits. The request is developed with input from the districts and divisions. The legal authority of the State Road Fund budget and any related amendments is the Commission. The legal authority for all other funds rests with the Legislature who takes action on appropriation requests between January and May for the subsequent year's appropriations.

The Department relies on the statewide accounting system to control total expenditures by appropriation utilizing features in the system to ensure budgetary compliance. An additional budgetary control in place includes management using reports to monitor spending by program, division or appropriation.

Missouri Economy

Missouri's transportation system impacts the state's economy. Missouri businesses depend on our roadways, railways, waterways and airports to move their products and services both nationally and globally. An efficient, well-connected transportation system helps attract new businesses to our communities and helps existing businesses maintain a competitive edge with easy customer access, minimal shipping costs and strong links to a diverse workforce. The Department believes investments in transportation should create jobs and provide opportunities for advancement to all Missouri citizens.

Missouri employment continues to show slight growth. Per the Bureau of Labor Statistics, United States Department of Labor, in fiscal year 2016, the unemployment rate continued to decline to 4.7 percent in June 2016. This compares to an unemployment rate of 5.0 percent in June 2015. Compared to the national trend, the Missouri unemployment rate declined less than the United States rate and ended 0.2 percentage points lower in June of 2016 than the national rate of 4.9 percent. Employment gains occurred over the previous year in most areas including construction, finance, professional and business services, educational and health services, leisure and hospitality and government. Personal

income in the first quarter of 2016 is continuing to show steady growth at 4.1 percent over the previous year. Consumer confidence decreased in fiscal year 2016, which indicates that consumers continue to be cautious about making purchases.

MoDOT contributes to the economy in the areas of job creation, personal income growth and new value added to the economy. Based on the 2016-2020 STIP investment of \$3,040.7 million, an analysis estimates that on average, each year the plan creates 2,836 additional jobs with an average salary of \$53,074, \$150.5 million in new personal income and \$188.1 million in new value added to the economy. By comparison, the analysis of the 2015-2019 STIP investment of \$3,468.1 million estimates 3,946 jobs with an average salary of \$51,477, \$203.1 million in new personal income and \$247.8 million in new value added to the economy. The smaller transportation investment in this 2016-2020 STIP supports fewer jobs and has a smaller return per dollar invested. These statistics show the impact to the economy because the STIP has fewer projects and the projects are focused on maintaining the system versus expanding the system. Maintaining the system projects, such as bridge replacements, have a smaller economic impact than expansion projects, such as new interchanges. The 2017-2021 STIP investment will be \$3,970.0 million, which should increase the economic return.

Federal funds are the largest source of transportation revenue. The Department's share of state fuel tax receipts, the second largest revenue source, increased 3.4 percent in 2016. The 2016 state fuel tax receipts are still 1.7 percent lower than in 2008, the year with the highest collections in the last decade. Lower fuel prices have led to people driving more and purchasing more fuel. The motor fuel tax rate was last raised in 1996 and is not indexed to keep pace with inflation. Motor vehicle and driver licensing fees increased 3.4 percent from 2015. Vehicle and driver licensing fees, similar to motor fuel taxes, are not indexed to keep pace with inflation and for most annual registration fees no increases have occurred since 1984. Motor vehicle sales tax receipts increased 4.6 percent from 2015. Overall, state revenues for the Department increased 3.8 percent in 2016 compared to 2015.

In December 2015, Congress passed the Fixing America's Surface Transportation (FAST) Act, which is a five-year, \$305.0 billion transportation bill for the nation's transportation projects. Prior to the FAST Act, Congress had not passed a long-term highway authorization act since 2005. The FAST Act is funded with receipts into the Highway Trust Fund, a transfer of \$24.0 billion from the General Fund and additional funding offsets to pay for the bill. Despite the good news of a five-year transportation bill, Congress still needs to find a long-term source of transportation revenue to support the nation's infrastructure needs.

Construction

Missouri's 2017-2021 STIP was approved by the Commission in July 2016. The STIP totals \$3,970.0 million and remains maintenance-focused, in an effort to maintain Missouri's transportation system in its current condition. The Missouri legislature in 2000, and Missouri voters in 2004, approved bonding authority that directed MoDOT to sell bonds and use the proceeds to improve roads and bridges. Missouri's major roads went from 47.4 percent in good condition in 2004 to 90.4 percent as of December 2015. Minor, less traveled roads are 78.1 percent in good condition as of December 2015, a significant improvement from December 2012 when only 69.3 percent were in good condition. The condition of Missouri's bridges steadily improved during the five years of the Safe and Sound Bridge Improvement Program, a program to replace or rehabilitate 802 bridges throughout the state; however, that trend has reversed as the number of bridges in good condition has been declining since fiscal year 2012.

During 2016, the I-64 Daniel Boone Bridge design-build project costing \$125.0 million was completed. The project was needed to maintain the existing system by constructing a new bridge over the Missouri River between St. Louis and St. Charles counties to replace an aging structure. The bridge being replaced was built in the mid-1930s.

Also completed in 2016 was the Manchester Bridge project. Located in Jackson County, this project replaced the I-70 bridges over Manchester Trafficway, the Blue River and an adjacent rail yard. Built in the late 1950s, the I-70 bridges were among the earliest pieces of interstate construction in western Missouri and needed frequent maintenance and extensive repairs.

In July 2014, construction began to replace the U.S. Route 69 Bridges over the Missouri River between Platte County, Missouri and Wyandotte County, Kansas. The project cost of \$79.0 million will be split with the state of Kansas. The

southbound U.S. Route 69 Bridge, referred to as the Fairfax Bridge, was built in 1933. The northbound U.S. Route 69 Bridge, referred to as the Platte Purchase Bridge, was built in 1957. Both were built for the vehicles used at the time they were constructed, and not for the heavy loads and high volume of truck traffic found today in this industrial zone. The new bridges will be opened for traffic by December 2016.

MoDOT began construction in September 2014 on a project that will convert U.S. Route 60 to a freeway between Greene County Farm Road 241 west of Rogersville and Chicory Road east of Rogersville. This \$35.0 million project was awarded in June 2014 and will be completed by December 2016.

The Columbia I-70 Bridges project cost \$18.0 million to replace three bridges over local streets in Columbia. The I-70 bridges cross over Business Loop 70/West Boulevard, Garth Avenue, and MO Route 763/Rangeline Street. The project was awarded in June 2015, with construction starting in August 2015. The project was completed in August 2016.

The Route 141 at I-44 Improvement Design-Build project costing \$22.0 million was awarded in January 2016. The project will improve connections at the Interstate 44/Route 141 interchange as well as at Route 141 and Vance Road. Construction began in June 2016 and will be completed by June 2018.

Long-term Financial Planning

The Department's 2017 budget, \$2.1 billion, approved by the Commission in June, is approximately \$18.1 million less than the Department's 2016 budget, with amendments. The construction program over the last several years has been smaller than previous years. The fiscal year 2017 budget reflects the cash expenditures associated with that smaller program. Starting in fiscal year 2017 and continuing for the next several years, the program will grow to ensure all federal funds allocated to Missouri are invested in the transportation system. The multi-year FAST Act significantly lessened the federal funds reimbursement risk that Missouri and all states faced during the lengthy period when the nation did not have a long-term federal transportation bill. In the coming years, the Department plans to spend down the cash balance in the State Road Fund to fully match the federal funds allocated to Missouri.

The Department projects the annual construction program will be \$700.0 million in 2017, \$775.0 million in fiscal years 2018 and 2019 and \$860.0 million in subsequent years. As the program increases, the associated budget will also increase. Even with the higher contractor awards, the funds will be focused on maintaining the current transportation system.


Other Information


The Department is required to undergo an annual Single Audit in accordance with the provisions of the Single Audit Act Amendments of 1996 and the Office of Management and Budget published 2 CFR (Code of Federal Regulations) Part 200, *Uniform Administrative Requirements, Cost Principles, and Audit Requirements for Federal Awards*. The Department's information will be included in the state of Missouri's Single Audit for the fiscal year ended June 30, 2016.

Acknowledgements

This CAFR is published to demonstrate our intention to maintain the highest quality standards of public accountability. This report could not have been published without the dedicated efforts of MoDOT employees. The commitment and professionalism of the Financial Services Division staff contributed significantly to the timely preparation of the 2016 report.

Respectfully submitted,


Patrick K. McKenna
Director


Roberta Broeker, CPA
Chief Financial Officer



This page intentionally left blank

Principal Officials

as of June 30, 2016

Commission

Gregg C. Smith	Chairman
Stephen R. Miller*	Vice Chair
Michael B. Pace*	Member
Michael T. Waters, Jr.	Member
Mary E. Nelson	Member
John W. Briscoe	Member
Pamela Harlan	Secretary

MoDOT

Patrick K. McKenna	Director
Ed Hassinger	Chief Engineer
Roberta Broeker	Chief Financial Officer
Kathy Harvey	Assistant Chief Engineer
Rich Tiemeyer	Chief Counsel
Bill Rogers	Audits and Investigations Director
Dennis Heckman	State Bridge Engineer
David Ahlvers	State Construction and Materials Engineer
Fay Fleming	Communications Director
Eric Schroeter	State Design Engineer
Rudy Nickens	Equal Opportunity and Diversity Director
Lester Woods	External Civil Rights Director
Brenda Morris	Financial Services Director
Debbie Rickard	General Services Director
Jay Wunderlich	Governmental Relations Director
Micki Knudsen	Human Resources Director
Beth Ring	Information Systems Director
Becky Allmeroth	State Maintenance Engineer
Scott Marion	Motor Carrier Services Director
Michelle Teel	Multimodal Operations Director
Jeff Padgett	Risk and Benefits Management Director
Eileen Rackers	State Traffic and Highway Safety Engineer
Machelle Watkins	Transportation Planning Director

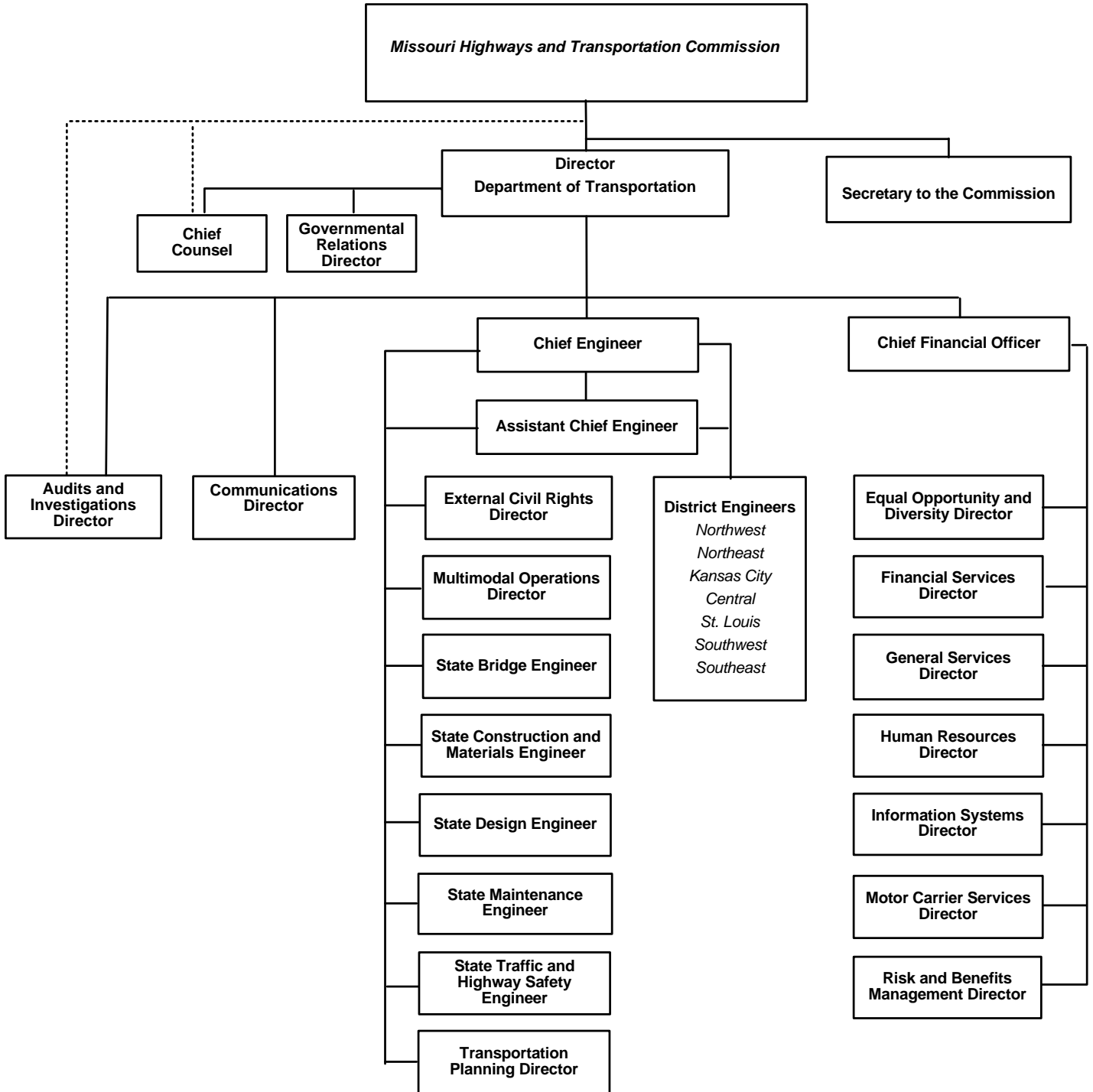
Districts

Don Wichern	Northwest District Engineer
Paula Gough	Northeast District Engineer
Dan Niec	Kansas City District Engineer
Dave Silvester	Central District Engineer
Greg Horn	St. Louis District Engineer
Rebecca Baltz	Southwest District Engineer
Mark Shelton	Southeast District Engineer

*Commissioner Michael B. Pace was elected Vice Chair at the July 7, 2016 Commission meeting to fill the vacancy left by Commissioner Stephen R. Miller when he resigned on July 1, 2016.

Organizational Chart

June 30, 2016





This page intentionally left blank

Financial Section



This page intentionally left blank

Independent Auditors' Report

Missouri Highways and Transportation Commission
Missouri Department of Transportation
Jefferson City, Missouri

Report On The Financial Statements

We have audited the accompanying financial statements of the governmental activities, each major fund, and the aggregate remaining fund information of the Missouri Department of Transportation (the Department) as of and for the years ended June 30, 2016 and 2015, and the related notes to the financial statements, which collectively comprise the Department's basic financial statements as listed in the table of contents.

Management's Responsibility For The Financial Statements

Management is responsible for the preparation and fair presentation of these financial statements in accordance with accounting principles generally accepted in the United States of America; this includes the design, implementation, and maintenance of internal control relevant to the preparation and fair presentation of financial statements that are free from material misstatement, whether due to fraud or error.

Auditors' Responsibility

Our responsibility is to express opinions on these financial statements based on our audits. We conducted our audits in accordance with auditing standards generally accepted in the United States of America and the standards applicable to financial audits contained in *Government Auditing Standards*, issued by the Comptroller General of the United States. Those standards require that we plan and perform the audit to obtain reasonable assurance about whether the financial statements are free from material misstatement.

An audit involves performing procedures to obtain audit evidence about the amounts and disclosures in the financial statements. The procedures selected depend on the auditors' judgment, including the assessment of the risks of material misstatement of the financial statements, whether due to fraud or error. In making those risk assessments, the auditor considers internal control relevant to the entity's preparation and fair presentation of the financial statements in order to design audit procedures that are appropriate in the circumstances, but not for the purpose of expressing an opinion on the effectiveness of the entity's internal control. Accordingly, we express no such opinion. An audit also includes evaluating the appropriateness of accounting policies used and the reasonableness of significant accounting estimates made by management, as well as evaluating the overall presentation of the financial statements.

We believe that the audit evidence we have obtained is sufficient and appropriate to provide a basis for our audit opinions.

Opinions

In our opinion, the financial statements referred to above present fairly, in all material respects, the respective financial position of the governmental activities, each major fund, and the aggregate remaining fund information of the Missouri Department of Transportation as of June 30, 2016 and 2015, and the respective changes in financial position and, where applicable, cash flows thereof for the years then ended in accordance with accounting principles generally accepted in the United States of America.

Financial Reporting Entity

As discussed in Note 1, the financial statements of the Missouri Department of Transportation are intended to present the financial position, the changes in financial position and cash flows, where applicable, of only that portion of the governmental activities, each major fund and the aggregate remaining fund information of the state of Missouri that is attributable to the transactions of the Department. They do not purport to, and do not, present fairly the financial position of the state of Missouri as of June 30, 2016 and 2015, and the changes in its financial position and cash flows, where applicable, for the years then ended in conformity with accounting principles generally accepted in the United States of America.

Emphasis Of Matter Relating To Restatement

As discussed in Note 14, the 2015 financial statements have been restated to correct errors in infrastructure in progress, infrastructure and infrastructure depreciation. Our opinion is not modified with respect to this matter.

Other Matters

Required Supplementary Information

Accounting principles generally accepted in the United States of America require that the Management's Discussion and Analysis on pages 22 through 33, the Budgetary Comparison Schedules on pages 82 through 84, the Schedule of Proportionate Share of Net Pension Liability and the Schedule of Pension Contributions on page 85, and the Schedule of Funding Progress - Other Post-Employment Benefits on page 86 be presented to supplement the basic financial statements. Such information, although not a part of the basic financial statements, is required by the Governmental Accounting Standards Board who considers it to be an essential part of financial reporting for placing the basic financial statements in an appropriate operational, economic, or historical context. We have applied certain limited procedures to the required supplementary information in accordance with auditing standards generally accepted in the United States of America, which consisted of inquiries of management about the methods of preparing the information and comparing the information for consistency with management's responses to our inquiries, the basic financial statements, and other knowledge we obtained during our audit of the basic financial statements. We do not express an opinion or provide any assurance on the information because the limited procedures do not provide us with sufficient evidence to express an opinion or provide any assurance.

Other Information

Our audit was conducted for the purpose of forming opinions on the financial statements that collectively comprise the Department's basic financial statements. The combining financial statements, the budgetary comparison schedules and reconciliations – debt service and nonmajor governmental funds and the introductory and statistical sections listed in the table of contents are presented for purposes of additional analysis and are not a required part of the basic financial statements. Such information has not been subjected to the auditing procedures applied in the audit of the basic financial statements, and accordingly, we do not express an opinion or provide any assurance on it.

Other Reporting Required By *Government Auditing Standards*

In accordance with *Government Auditing Standards*, we have also issued our report dated September 28, 2016 on our consideration of the Department's internal control over financial reporting and on our tests of its compliance with certain provisions of laws, regulations, contracts, and grant agreements and other matters. The purpose of that report is to describe the scope of our testing of internal control over financial reporting and compliance and the results of that testing, and not to provide an opinion on internal control over financial reporting or on compliance. That report is an integral part of an audit performed in accordance with *Government Auditing Standards* in considering the Department's internal control over financial reporting and compliance.

RubinBrown LLP

September 28, 2016



This page intentionally left blank

Management's Discussion and Analysis

Management's Discussion and Analysis

The following section of our annual financial report presents our discussion and analysis of the Department's (or MoDOT's) financial performance during the year. It is intended to assist you in understanding how the various statements relate to each other and provide an objective and easily readable analysis of the Department's financial activities based on currently known facts, decisions and conditions. We encourage readers to consider the information presented here in conjunction with the letter of transmittal included in the introductory section and information presented in the Department's financial statements and notes, which follow this section. MoDOT implemented GASB Statement 72, *Fair Value Measurement and Application*, in fiscal year 2016. This statement clarifies the definition of fair value; establishes general principles for measuring fair value; and establishes standards of accounting and reporting assets and liabilities measured at fair value. MoDOT also implemented GASB Statement 82, *Pension Issues – an Amendment of GASB Statements 67, 68, and 73*, in fiscal year 2016. This statement clarifies the definition of covered payroll and requires the presentation of covered payroll within the Required Supplementary Information. The notes to the financial statements provide more detail.

FINANCIAL HIGHLIGHTS

Government-wide Highlights

- The net position of the Department at the close of the fiscal year was \$27.0 billion compared to \$26.6 billion at 2015. The department's net position increased 1.7 percent compared to a decrease of 3.1 percent in fiscal year 2015 from 2014. Of the fiscal year 2016 and 2015 amounts, \$0.4 billion and \$0.5 billion, respectively, are negative unrestricted amounts which are offset by the department's investment in capital assets. The inclusion of the net pension liability starting in fiscal year 2015 is the reason for the negative unrestricted amount.
- The majority of the Department's assets are capital assets, which totaled \$29.9 billion and \$29.7 billion for fiscal years 2016 and 2015, respectively. This represents a 0.7 percent increase for both 2016 from 2015 and 2015 from 2014. A smaller construction program resulted in only a slight increase in capital assets.
- Non-current liabilities of the Department total \$3.9 billion at June 30, 2016 compared to \$4.1 billion at June 30, 2015, a \$0.2 billion decrease. Current bond debt payments are less after the refunding that occurred in fiscal year 2014. Fiscal year 2015 compared to 2014 had a \$0.9 billion increase. This increase is the addition of the net pension liability that was added in fiscal year 2015.

Fund Highlights

- As of the close of the fiscal year, the Department's *governmental funds* combined ending fund balances for both fiscal years 2016 and 2015 is \$1.0 billion. From fiscal year 2015 to 2014, a decrease of \$0.1 billion occurred.
- For fiscal years 2016 and 2015, approximately 96.0 percent of the Department's governmental fund balances are available for spending at the Department's discretion in accordance with the purpose of the funds. The nonspendable fund balance related to inventories increased from \$37.6 million in fiscal year 2015 to \$39.6 million in fiscal year 2016. Because of the mild winter, inventory balances for winter materials were higher since less materials were used fighting snow and ice.
- The *proprietary funds* reported combined net position of \$34.1 million at the close of the fiscal year, compared to \$34.0 million in 2015. Restricted investments at the close of both years totaled \$0.3 million, resulting in unrestricted net position of \$33.8 million and \$33.7 million for fiscal years 2016 and 2015, respectively.

OVERVIEW OF THE FINANCIAL STATEMENTS

This discussion and analysis is an introduction to the Department's basic financial statements, which include three components: (1) **government-wide financial statements**, (2) **fund financial statements** and (3) **notes to the financial statements**. This section also contains required supplementary information and combining financial statements.

Government-wide Financial Statements (Reporting the Department as a Whole)

The government-wide financial statements are designed to provide readers an overall picture of the Department's financial position. The statements provide both current and noncurrent information about the Department's financial status, which assists the reader in assessing the Department's economic condition at the end of the fiscal year. These statements are prepared using the economic resources measurement focus and the accrual basis of accounting, which are similar to methods followed by most private-sector businesses. These statements take into account all of the current year's revenues and expenses, even if the related cash has not been received or paid. The government-wide financial statements include two statements: the Statements of Net Position and the Statements of Activities. These statements take a much longer view of the Department's finances than do the fund-level statements.

- The *Statements of Net Position* combine and consolidate all of the Department's assets and deferred outflows and liabilities and deferred inflows, except fiduciary funds, with the difference between the two reported as "net position". This includes current financial resources, capital assets and long-term obligations. Over time, increases or decreases in net position indicate whether the Department's financial health is improving or deteriorating, respectively. Fiduciary fund resources are not reported as they are not available to support Department programs.
- The *Statements of Activities* present information showing how the Department's net position changed during the fiscal year. The Department reports changes in net position as soon as the event giving rise to the change occurs, regardless of the timing of the related cash flows. Thus, revenues and expenses are reported in the statements for some items that will result in cash flows in future fiscal periods (e.g., uncollected taxes and earned but unused compensated absences).

The Department's basic services are reported as governmental activities, including administration; fleet, facilities and information systems; maintenance; construction; other modal systems; and other activities. Taxes, fees and federal grants finance most of these activities.

This report includes two schedules that reconcile the amounts reported on the governmental fund financial statements (prepared using the modified accrual basis of accounting and current financial resources measurement focus) with the governmental activities on the appropriate government-wide statements (prepared using the accrual basis of accounting and economic resources measurement focus). The following summarizes the impact of utilizing GASB Statement 34 reporting:

- Other long-term assets that are not available to pay for current period expenditures are not reported on governmental fund statements.
- Internal service fund activities are reported as governmental activities on the government-wide statements, but reported separately as proprietary funds in the fund financial statements.
- Unless currently due and payable, long-term liabilities, such as capital lease obligations, compensated absences and others, appear as liabilities only on the government-wide statements.
- Capital outlay spending results in capital assets on the government-wide statements, but is reported as expenditures on the governmental fund statements.
- Bond, note and capital lease issuances result in liabilities on the government-wide statements, but are recorded as other financing sources on the governmental fund statements.
- Certain other outlays represent either increases or decreases in liabilities on the government-wide statements, but are reported as expenditures on the governmental fund statements.

Deferred inflows and outflows of resources are related to transactions that have occurred but are not yet recognized in the financial statements as revenues or expenditures.

Fund Financial Statements (Reporting the Department's Major Funds)

The fund financial statements provide detailed information about the major individual funds. A fund is an accounting entity with a self-balancing set of accounts the Department uses to keep track of specific sources of funding and spending for a particular purpose. The Department, like other state and local governments, uses fund accounting to ensure and demonstrate compliance with finance-related legal and contractual requirements. All of the funds of the Department can be divided into three categories: governmental funds, proprietary funds and fiduciary funds. It is important to note these fund categories use different accounting approaches and should be interpreted differently.

- **Governmental Funds** Most of the basic services provided by the Department are reported in governmental funds. Reporting focuses on how financial resources flow in and out of the funds, and amounts remaining at year-end for future spending. Governmental funds are accounted for using the modified accrual basis of accounting, which measures cash and other assets that can be readily converted to cash. These statements provide a detailed short-term view of the Department's general governmental operations and the basic services it provides. This information should help determine whether there are more or less current financial resources available for the Department's current needs. Because the focus of governmental fund financial statements is narrower than that of government-wide financial statements, it is useful to compare these statements with the governmental activities information presented in the government-wide financial statements. By doing so, readers may better understand the long-term impact of the government's short-term financing decisions. Both the governmental fund Balance Sheets and the governmental fund Statements of Revenues, Expenditures and Changes in Fund Balances provide a reconciliation to facilitate a comparison between governmental funds and governmental activities in the government-wide statements. These reconciliations are presented on the page immediately following the governmental fund financial statements.

The Department reports three major governmental funds. Information is presented separately in the governmental funds Balance Sheets and the governmental funds Statements of Revenues, Expenditures and Changes in Fund Balances for the State Highways and Transportation Department Fund (Highway Fund), the State Road Fund (Road Fund) and the State Road Bond Fund. The Highway and Road funds are special revenue funds used to account for the proceeds of specific revenue sources that are legally restricted to expenditures for specified purposes. The State Road Bond Fund is a debt service fund, which was constitutionally established to receive monies from the state's motor vehicle sales tax and is used to fund the repayment of bonds. Data from other funds are combined into a single, aggregated presentation as nonmajor governmental funds. Examples of the nonmajor funds include statutorily established funds for multimodal activities. Individual fund data for each of these nonmajor governmental funds is provided within combining financial statements following the Notes to the Financial Statements.

- **Proprietary Funds** When the Department charges customers for some of the services it provides, whether to outside customers, other agencies, or to units within the Department, these funds are reported in proprietary funds. These funds are used to show activities that operate more like those found in the private sector and utilize full accrual accounting, like the government-wide statements.

The Department has two internal service funds: Missouri Highways and Transportation Commission (MHTC) Self Insurance Plan and the MoDOT and Missouri State Highway Patrol (MSHP) Medical and Life Insurance Plan. Individual data for each of these funds is provided within the combining financial statements following the Notes to the Financial Statements. Internal service fund activities are reported as governmental activities on the government-wide statements with eliminations made to remove the effect of the interfund activity.

- **Fiduciary Funds** Fiduciary funds are used to account for resources held for the benefit of parties outside the Department. These funds are not reflected in the government-wide financial statements because the resources of these funds are not available to support the Department's activities. These agency funds account for monies held on behalf of various political subdivisions and other interested parties.

Notes to the Financial Statements

The *Notes to the Financial Statements* provide additional information that is essential to a full understanding of the data provided in the government-wide and fund financial statements. The Notes to the Financial Statements, which discuss particular accounts in more detail, can be found immediately following the fiduciary funds Statements of Assets and Liabilities.

Required Supplementary Information

A section of *Required Supplementary Information* follows the Notes to the Financial Statements. This section includes budgetary comparisons and a separate reconciliation between the fund balances for budgetary purposes and the fund balances as presented for the major special revenue funds in the governmental fund financial statements. The Budgetary Comparison has been provided for the Department's two major special revenue funds to demonstrate compliance with this budget. The legal authority for approval of the Department's budget and amendments for all funds, except the Road Fund, rests with the State Legislature. The authority for the Road Fund rests with the Commission.

Also included are schedules that report information about the pension plan liability, contributions and the funding progress of the MoDOT and MSHP Medical and Life Insurance Plan.

Combining Statements

The *Combining Statements* section presents statements reporting individual and total columns for nonmajor governmental funds, proprietary (internal service) funds and fiduciary (agency) funds. This information is presented only in summary form in the basic financial statements.

Budgetary Comparison Schedules and Reconciliations

The *Budgetary Comparison Schedules and Reconciliations* section includes budgetary comparisons and reconciliations between the fund balances for budgetary purposes and the fund balances as presented for the major debt service and nonmajor special revenue funds in the governmental fund financial statements. The legal authority for approval of these budgets and amendments rests with the State Legislature.

GOVERNMENT-WIDE FINANCIAL ANALYSIS

Statements of Net Position

As noted earlier, net position may serve over time as a useful indicator of the Department's financial health. The following tables, graphs and analyses discuss the financial position and changes in financial position for the Department as a whole as of and for the fiscal years ended June 30, 2016, 2015 and 2014. The Department's combined net position increased \$442.0 million over the course of this fiscal year's operations, an increase of 1.7 percent. This compares to a decrease of \$855.0 million in 2015 from 2014. Accounting standards required the total amount of the net pension liability be added to liabilities in fiscal year 2015 to show a better picture of the fiscal position of the entity. The net pension liability of \$1.1 billion caused the decrease in net position in fiscal year 2015.

The following table reflects the condensed financial information derived from the Statements of Net Position as of June 30, 2016, 2015 and 2014:

(Amounts in millions)	<u>2016</u>	<u>2015</u>	<u>2014</u>	<u>Percent Change 2016-2015</u>
Assets				
Current and other assets	\$ 1,318	\$ 1,264	\$ 1,448	4.3%
Capital assets, net	<u>29,872</u>	<u>29,675</u>	<u>29,477</u>	0.7
Total assets	<u>31,190</u>	<u>30,939</u>	<u>30,925</u>	0.8
Deferred Outflows of Resources				
Deferred bond refunding	<u>189</u>	<u>204</u>	<u>91</u>	(7.4)
Total deferred outflows of resources	<u>189</u>	<u>204</u>	<u>91</u>	(7.4)
Liabilities				
Current liabilities	433	399	428	8.5
Noncurrent liabilities	<u>3,864</u>	<u>4,075</u>	<u>3,170</u>	(5.2)
Total liabilities	<u>4,297</u>	<u>4,474</u>	<u>3,598</u>	(4.0)
Deferred Inflows of Resources				
Pension obligations	<u>77</u>	<u>106</u>	<u>---</u>	(27.4)
Total deferred inflows of resources	<u>77</u>	<u>106</u>	<u>---</u>	(27.4)
Net Position				
Net Investment in capital assets	27,429	27,038	26,636	1.4
Restricted (internal service fund requirements and highways and transportation uses)	---	---	782	---
Unrestricted	<u>(424)</u>	<u>(475)</u>	<u>---</u>	(10.7)
Total net position	<u>\$27,005</u>	<u>\$26,563</u>	<u>\$27,418</u>	1.7 %

The total assets of the Department were \$31.2 billion with deferred outflows of \$189.0 million, while total liabilities were \$4.3 billion, with deferred inflows of \$77.0 million, resulting in a net position of \$27.0 billion. Total assets increased \$251.0 million in 2016, compared to a \$14.6 million increase in 2015 from 2014. Total liabilities decreased \$176.8 million in 2016, compared to an \$876.5 million increase in 2015 from 2014. The decrease in total liabilities in 2016 is the decrease in bond related debt while the large increase in fiscal year 2015 was the addition of the net pension liability. The largest portion of the department's net position, \$27.4 billion, is the investment in capital assets (i.e., land, buildings, equipment, infrastructure and other) less any related debt outstanding needed to acquire or construct the asset. The Department uses capital assets to provide services to citizens; consequently, these assets are not available for future spending. The negative unrestricted amount is the net amount of assets, deferred outflows of resources, liabilities and deferred inflows of resources that are not included in the net investment of capital assets. Available cash balances, included in current and other net assets, are used to pay debts and liabilities.

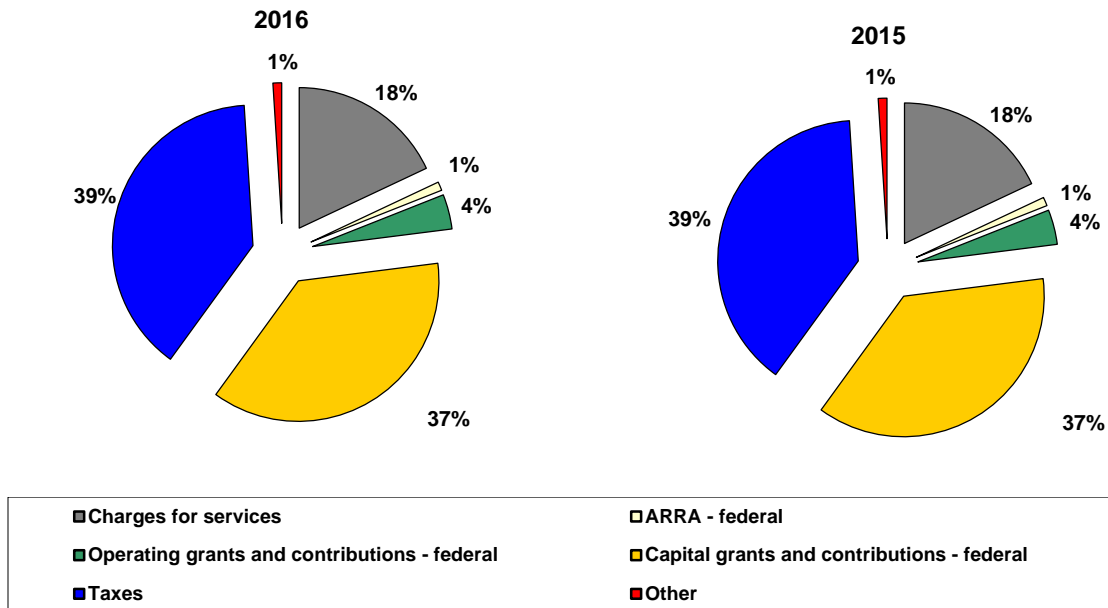
Statements of Activities

The following condensed financial information was derived from the government-wide Statements of Activities and reflects how the Department's net position changed during the year, compared to the prior years. The information is for the fiscal years ended June 30, 2016, 2015 and 2014:

(Amounts in millions)	<u>2016</u>	<u>2015</u>	<u>2014</u>	<u>Percent Change 2016-2015</u>
Revenues				
Program revenues				
Charges for services	\$ 420	\$ 386	\$ 413	8.8%
American Recovery and Reinvestment Act	18	15	29	20.0
Operating grants and contributions – federal government	78	83	88	(6.0)
Capital grants and contributions – federal government	826	764	839	8.1
General revenues				
Taxes	868	828	802	4.8
Investment earnings (loss)	9	11	14	(18.2)
Miscellaneous	7	(1)	(2)	800.0
Total revenues	<u>2,226</u>	<u>2,086</u>	<u>2,183</u>	6.7
Expenses				
Program expenses				
Administration	25	25	33	---
Fleet, facilities and information systems	18	30	33	(40.0)
Maintenance	329	329	420	---
Construction	259	316	194	(18.0)
Multimodal operations	94	84	89	11.9
Interest on debt	104	113	130	(8.0)
Other state agencies	225	227	209	(0.9)
Self insurance (workers' compensation and liability)	22	21	19	4.8
Medical and life insurance	112	106	97	5.7
Pension	78	92	---	(15.2)
Other post-employment benefits	44	50	51	(12.0)
Depreciation on assets	474	454	443	4.4
Total expenses	<u>1,784</u>	<u>1,847</u>	<u>1,718</u>	(3.4)
Changes in net position	442	239	465	84.9
Net position, beginning of year, as previously reported	26,563	27,418	26,953	0.9
Restatement of net position, net pension liability	---	(1,094)	---	100.0
Net position, beginning of year, as restated	<u>26,563</u>	<u>26,324</u>	<u>26,953</u>	1.0
Net position, end of year	<u>\$27,005</u>	<u>\$26,563</u>	<u>\$27,418</u>	1.7 %

Governmental Activities

The following chart depicts revenues of the governmental activities, as a percent, for the fiscal years ended June 30, 2016 and 2015:



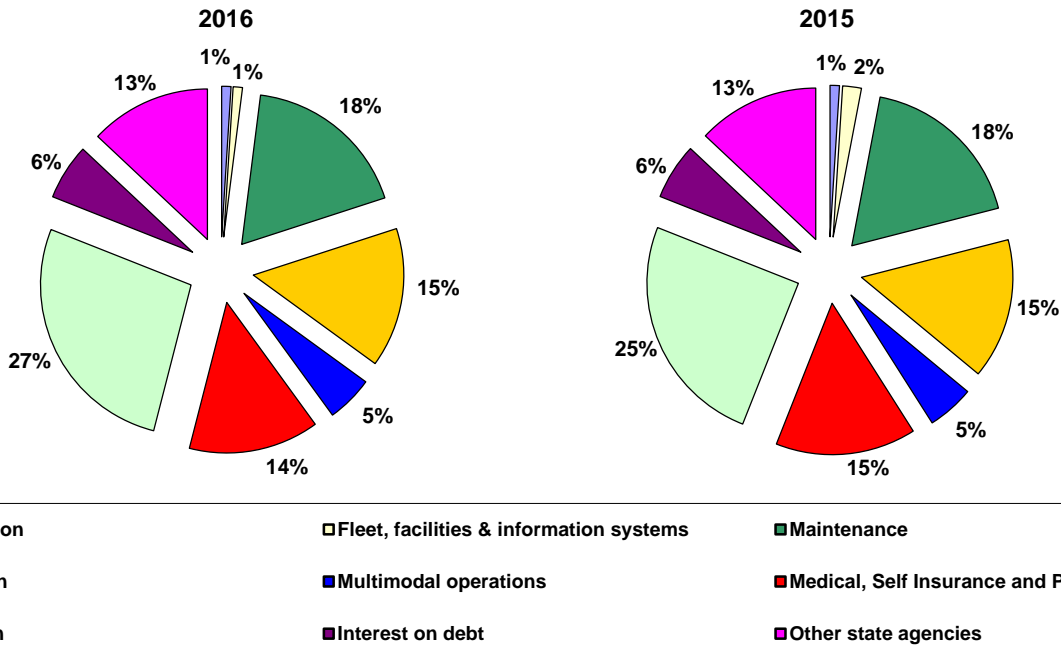
Revenues for the year increased \$140.2 million compared to a decrease of \$97.8 million in 2015 from 2014. Federal grants revenue, including operating grants and contributions and capital grants and contributions, increased \$60.9 million from fiscal year 2015. The increase is from receiving federal reimbursement on preventive maintenance activities such as chipseal, striping and asphalt pavement repairs as well as an increase in advance construction conversions. Advance construction is a Federal Highway Administration financing technique that allows states to initiate a project using non-federal funds and claim reimbursement on the project at a later date, when additional federal funds are available. ARRA federal revenue continues to decline as the program ends and only a rail project is still in progress. The following three revenue sources provided \$2.1 billion, or 95.0 percent, of the Department's revenues:

- Charges for services, including licenses, fees, permits and cost reimbursements: \$420.3 million
- Sales and fuel taxes: \$867.7 million
- Federal Highway Administration capital grants: \$826.3 million

In 2015, these same revenue sources provided \$2.0 billion, or 94.8 percent, of the Department's revenues.

Taxes remained the larger portion of the revenue for the department. Taxes overall increased 4.7 percent with sales tax revenues increasing 4.5 percent in fiscal year 2016 from 2015. The primary components of the increase in revenues are federal revenues discussed above, motor fuel tax receipts, sales tax and motor vehicle and drivers license receipts.

The following chart depicts expenses of the governmental activities for the fiscal years ended June 30, 2016 and 2015:



Expenses for the year decreased \$60.8 million, or 2.7 percent. The overall decrease in expenses is in construction and fleet, facilities and information systems. Construction expenses have decreased as the construction program has gotten smaller. Fleet, facilities and information systems expenses have decreased because more equipment was purchased in fiscal year 2016 and the expenses for equipment are reported as capital outlays.

The Department’s expenses for construction and maintenance of the state’s highway system totaled \$587.8 million and \$645.0 million in 2016 and 2015, respectively. This represents 33.0 percent and 34.9 percent of the total expenses for 2016 and 2015, respectively.

FUND FINANCIAL ANALYSIS

As previously mentioned, the Department uses fund accounting to ensure and demonstrate compliance with budgetary and legal requirements. The following is a brief discussion of highlights from the fund financial statements. The purpose of the Department’s governmental fund financial statements is to provide information on near-term inflows, outflows and balances of spendable resources.

Governmental Funds

At the end of the fiscal year, the fund balances of the governmental funds totaled \$1.0 billion, an increase of \$43.5 million from the previous year. This compares to a decrease of \$161.7 million in 2015 from 2014. Revenues from the federal government increased \$65.6 million from 2015. The increase in federal government revenue is from receiving federal reimbursement on preventive maintenance activities such as chipseal, striping and asphalt pavement repairs as well as an increase in advance construction conversions. Advance construction is a Federal Highway Administration financing technique that allows states to initiate a project using non-federal funds and claim reimbursement on the project at a later date, when additional federal funds are available. The Department spent \$60.8 million less in 2016. This change is a combination of: decreases in construction, \$72.4 million, and debt service, \$17.1 million; and increases from capital outlay, \$17.6 million, maintenance, \$1.6 million, and multimodal, \$9.3 million. Administration has a slight increase, while fleet, facilities, and information systems and other state agencies have slight decreases making up the balance of the change in expenses. The largest decreases are contractor payments and debt service. Contractor payments decreased as the construction program became smaller. Debt service continues to decrease as the department pays down the funds borrowed and has not issued any new bonds since 2010 or refunding bonds since 2014.

State Highways and Transportation Department Fund: The Highway Fund was established by statute to receive revenues derived from the use of state highways. The fund pays the costs incurred to collect revenues received and to administer and enforce state motor vehicle laws and traffic regulations. As shown on the Balance Sheets, the fund ended the fiscal year with assets of \$121.1 million, liabilities of \$10.6 million, deferred inflows of resources \$1.4 million and a restricted fund balance of \$109.1 million. The Constitution requires the balance of funds remaining after other state agency expenditures be transferred to the Road Fund.

As shown on the Statements of Revenues, Expenditures and Changes in Fund Balances of the governmental funds, the Highway Fund had \$726.3 million in revenues, compared to \$687.0 million from 2015. The increase is motor fuel tax, motor vehicle sales tax and motor vehicle and drivers license receipts. In 2015, revenues were \$1.4 million more than 2014.

State Road Fund: The Road Fund was constitutionally established to receive monies from highway user fees transferred from the Highway Fund, the motor vehicle sales tax, the federal government and other revenues. This is the primary operating fund of the Department and pays to construct, improve and maintain the state highway system and to administer the Commission and the Department. The fund ended the year with assets of \$967.6 million, an increase of \$38.5 million from 2015. This compares to a decrease in 2015 of \$171.4 million from 2014. Deferred inflows of resources for the fund was \$17.7 million compared to \$26.1 million in fiscal year 2015. Liabilities totaled \$121.2 million, an increase of \$12.3 million from 2015, and fund balances totaled \$828.7 million, an increase of \$34.5 million from 2015 compared to a decrease of \$157.9 million in 2015 from 2014.

State Road Bond Fund: The Road Bond Fund was constitutionally established to receive monies from the state's motor vehicle sales tax. Monies are used to fund the repayment of bonds issued by the Commission. The fund was established in fiscal year 2006 as a debt service fund. At the end of this fiscal year, total assets were \$53.0 million, compared to \$55.9 million in 2015. The American Recovery and Reinvestment Act of 2009 (ARRA) revenue represents the federal government subsidy received for the Build America Bonds issued in 2010. Sales tax revenue increased \$7.7 million in 2016. Expenditures of the Road Bond Fund were \$181.3 million in 2016 compared to \$164.3 million in 2015.

Proprietary Funds

The Department's internal service funds consist of the MHTC Self Insurance Fund (workers' compensation, fleet liability and general liability) and the MoDOT and MSHP Medical and Life Insurance Plan. The self insurance fund receives premiums from the Department for fleet and general liability claims and from the Department, MSHP and MoDOT and Patrol Employees' Retirement System (MPERS) for workers' compensation claims. The Department, MSHP, MPERS and plan members pay premiums to the medical and life insurance fund.

As shown on the Statements of Net Position – Proprietary Funds, total assets increased \$6.3 million in 2016 compared to a decrease of \$3.9 million in 2015. Total current liabilities of the proprietary funds at 2016 were \$43.6 million, a slight increase from 2015. In 2015, total current liabilities of the proprietary funds decreased \$2.0 million from 2014. Total pending self insurance claims and incurred but not reported claims increased \$5.2 million compared to a \$2.1 million increase in 2015 from 2014.

Total net position of the internal service funds increased slightly at the end of the current fiscal year to \$34.1 million, compared to a decrease of \$2.6 million in 2015 from 2014. Highway workers' compensation and general liability expenses decreased \$3.1 million while nonoperating revenues had an increase of \$686.9 thousand due to a positive market value adjustment on investments.

The largest operating expenses of the proprietary funds, medical and prescription drug benefits, totaled \$117.7 million compared to \$114.0 million in 2015. This accounts for 77.3 percent of the total operating expenses, compared to 76.6 percent in 2015. This \$3.7 million increase compares to a \$9.1 million increase in 2015 from 2014. The net income of the Self Insurance Fund was \$4.2 million in fiscal year 2016 compared to \$4.0 million in fiscal year 2015. The change in net position of the medical and life insurance plan was a negative \$4.0 million in fiscal year 2016 compared to a negative change in net position of \$6.6 million in fiscal year 2015. The negative net position is the net effect of an operating loss of \$4.7 million and nonoperating revenue of \$0.7 million. The operating loss can be attributed to an increase in dollar amount of medical and prescription drug claims as well as the change in incurred but not reported claims.

Fiduciary Funds

The Department's agency funds are used to account for monies held on behalf of various political subdivisions and other interested parties. These funds act as clearing accounts and thus do not have a net position.

SIGNIFICANT EVENTS FOR THE YEAR ENDED JUNE 30, 2016

During 2016, the I-64 Daniel Boone Bridge Design-Build project costing \$125.0 million was completed. The project was needed to maintain the existing system by constructing a new bridge over the Missouri River between St. Louis and St. Charles counties to replace an aging structure. The bridge being replaced was built in the mid-1930s and was not designed for interstate level traffic.

Also completed in 2016 was the Manchester Bridge project. Located in Jackson County, this project was to replace the I-70 bridges over Manchester Trafficway, the Blue River and an adjacent rail yard. This project is a “take care of the system” type project. Built in the late 1950s, the I-70 bridges were among the earliest pieces of interstate construction in western Missouri and needed frequent maintenance and extensive repairs.

In July 2014, a project was awarded and construction began to replace the U.S. 69 Bridges over the Missouri River between Platte County, Missouri and Wyandotte County, Kansas. The project cost of \$79.0 million will be split with the state of Kansas. The southbound U.S. Route 69 Bridge, commonly referred to as the Fairfax Bridge, was built in 1933. The northbound U.S. Route 69 Bridge, commonly referred to as the Platte Purchase Bridge, was built in 1957. Both were built to accommodate the type, size and weight of vehicles at the time they were constructed, and were not designed for the heavy loads and high volume of truck traffic typically found today within the heavy industrial zone where these bridges are located. The new bridges will open to traffic by December 2016.

The Department began construction in September 2014 on a project that will convert U.S. Route 60 to a freeway between Greene County Farm Road 241 west of Rogersville and Chicory Road east of Rogersville. This \$35.0 million project was awarded in June 2014 and will be completed by December 2016.

The Columbia Interstate 70 (I-70) Bridges project cost \$18.0 million to replace three bridges over local streets in Columbia. The I-70 bridges cross over Business Loop 70/West Boulevard, Garth Avenue and MO Route 763/Rangeline Street. The project was awarded in June 2015, with construction starting in August 2015. The project was completed in August 2016.

The Route 141 at I-44 Improvement Design-Build project costing \$22.0 million was awarded in January 2016. The project will improve connections at the Interstate 44/Route 141 interchanges as well as at Route 141 and Vance Road. Construction began in June 2016 and will be completed by June 2018.

In fiscal year 2016, the construction award amount was less than the budgeted amount as it was in fiscal year 2015. The Department has successfully used a variety of innovations, which focus on getting the most value for each tax dollar, to minimize the impacts of rising costs. These innovations include:

- practical design, governed by three ground rules – safety, communication and quality – delivers “good” projects everywhere, instead of “perfect” projects somewhere;
- value engineering, a systematic process to review and provide recommendations to improve value while addressing the project’s purpose and need;
- alternate bidding of materials on specific projects;
- alternate technical concepts allowing the bidder to propose design changes with bid submittal; and
- packaging of bids to increase competition among bidders.

The Department is recognized nationally by other departments of transportation for its performance management system and practical design efforts. In fact, the Federal Highway Administration has acknowledged the Department’s performance management system as a noteworthy practice because it achieves accountability and transparency, aligns performance measures and strategic goals and is an outcome-based performance management tool.

During the fiscal year 2016 legislative session, the legislature considered legislation that would increase the motor fuel tax. The original bill, requiring only legislative approval, would have increased the gas tax by 1.5 cents per gallon and the diesel tax by 3.5 cents per gallon. During Senate floor debate, a substitute bill was filed that changed the motor fuel tax to a uniform 5.9 cents per gallon increase and added the requirement of voter approval during the November 2016 election cycle. Although the legislation was discussed and passed by the Senate, ultimately nothing was passed.

CAPITAL ASSETS AND LONG-TERM OBLIGATION ADMINISTRATION

Capital Assets

The Department's investment in capital assets for its governmental activities as of June 30, 2016, totals \$54.5 billion, with accumulated depreciation of \$24.6 billion and a net value of \$29.9 billion. The net value represents an increase of \$197.2 million from fiscal year 2015, compared to an increase of \$198.5 million in 2015 from 2014. These assets are summarized in the table below. Additional information about the Department's capital assets is presented in the Notes to the Financial Statements.

(Amounts in millions)	<u>2016</u>	<u>2015</u>	<u>2014</u>	<u>Percent Change 2016-2015</u>
Land and permanent easements	\$ 2,642	\$ 2,634	\$ 2,486	0.3 %
Software in progress	4	4	3	---
Construction in progress	11	13	159	(15.4)
Infrastructure in progress	1,363	1,640	2,170	(16.9)
Land improvements	16	16	17	---
Buildings	154	160	162	(3.8)
Software	7	6	5	16.7
Vehicles and equipment	188	176	174	6.8
Temporary easements	1	1	1	---
Infrastructure	<u>25,486</u>	<u>25,025</u>	<u>24,300</u>	1.8
Total	<u>\$29,872</u>	<u>\$29,675</u>	<u>\$29,477</u>	0.7 %

As provided by generally accepted accounting principles (GAAP), the Department records its infrastructure assets at actual or estimated historical cost. Included in infrastructure are 33,873 miles of highways and 10,394 bridges that the Department is responsible for maintaining.

The Statewide Transportation Improvement Program (STIP) sets the specific construction projects the Department will undertake in the next five years. It covers highways and bridges, transit, aviation, rail, waterways, enhancements and other projects. The program, updated annually, is dynamic with adjustments made to project plans during the life of the STIP based on needs and goals of the Department. The Commission approves amendments during the fiscal year as circumstances require.

Long-Term Obligation Administration

The following table presents a summary of the Department's long-term obligations for governmental activities. Additional information about the Department's long-term obligations is presented in the Notes to the Financial Statements.

(Amounts in millions)	<u>2016</u>	<u>2015</u>	<u>2014</u>	<u>Percent Change 2016-2015</u>
State road bonds	\$2,341	\$2,510	\$2,679	(6.7)%
Premium on bonds	167	199	230	(16.1)
Advances from other entities	1	7	23	(85.7)
Capital lease obligations*	---	---	---	---
Compensated absences	32	32	33	---
Other liabilities	<u>13</u>	<u>7</u>	<u>3</u>	85.7
Total obligations	2,554	2,755	2,968	(7.3)
Current portion of obligations	<u>224</u>	<u>202</u>	<u>211</u>	10.9
Total noncurrent obligations	<u>\$2,330</u>	<u>\$2,553</u>	<u>\$2,757</u>	(8.7)%

*Due to rounding, capital lease obligations do not show on this table.

The Department's total noncurrent obligations, excluding pending self insurance claims, incurred but unreported claims, pension and other post-employment benefit obligations decreased \$223.0 million from 2015, compared to a decrease of \$204.0 million in 2015 from 2014. At the end of the current fiscal year, state road bonds total \$2.3 billion, or 91.7 percent, of the total obligations. Revenues collected under Article IV, Section 30(a) and (b) of the Missouri Constitution and revenues collected from federal highway reimbursements secure the bonds. These revenues are state highway user fees, including fuel taxes, sales taxes, licenses and fees and federal highway reimbursements. Principal payments are due on various dates through fiscal year 2033.

The advances from other entities are related to construction projects accelerated to meet the needs of the users. Principal payments are due on various dates through fiscal year 2026.

The Department has entered into various capital lease obligations totaling \$126.6 thousand in fiscal year 2016. The lease agreements provide a means of financing office equipment. Capital lease payments mature on various dates through fiscal year 2020.

RECENT EVENTS AND FUTURE BUDGETS

The Department's fiscal year 2017 budget for all funds was approved by the Legislature in April 2016 and signed into law by the Governor in May 2016. The fund level is the legal level of control for the State Road Fund, with approval of the State Road Fund budget by the Commission. The Commission approved the budget for all funds in June 2016, with a total spending plan of \$2.1 billion. The fiscal year 2017 budget is less than the fiscal year 2016 budget, and it is significantly smaller than the fiscal year 2011 budget of \$3.0 billion. Program funds over the next several years will continue to focus on taking care of the existing transportation system.

In December 2015, Congress passed the Fixing America's Surface Transportation (FAST) Act, which is a five-year, \$305.0 billion transportation bill for the nation's transportation projects. Prior to the FAST Act, Congress had not passed a long-term highway authorization act since 2005. The FAST Act is funded with receipts into the Highway Trust Fund, a transfer of \$24.0 billion from the General Fund and additional funding offsets to pay for the bill. Despite the good news of a five-year transportation bill, Congress still needs to work on a long-term source of transportation revenue to support the nation's infrastructure needs.

Annually, the Department prepares a financial forecast that is used to develop its STIP. The financial forecast for the 2017-2021 STIP projected higher state revenues. In addition, the passage of the FAST Act created federal funding stability and reduced the federal reimbursement risk with which all state departments of transportation were faced. MoDOT's 2017-2021 STIP presents a multi-year plan that uses available cash balances to meet current federal funding investment levels. The result is an increase in construction awards. Even with the higher contractor awards, the funds available will be focused primarily on maintaining the current transportation system. This means more maintenance-related activities like resurfacing and bridge repair projects rather than expansion projects. The financial forecast will be refreshed in the fall and will determine the projected awards for the upcoming years.

The STIP further illustrates the downturn in MoDOT's construction budget that has been falling since a peak of \$1.3 billion in 2009. In fiscal year 2017, construction awards are projected to be \$700.0 million. Since 1992, concrete and asphalt costs have outpaced fuel tax revenue two-to-one. With no new funding source available in the near future, the Department will work closely with planning partners and other transportation stakeholders to keep the funding conversation going.

MoDOT has always embraced innovative solutions to get projects done better, faster and cheaper. In June 2015, the Commission reached out to the world to bring solutions for I-70 by creating the "Road to Tomorrow" team. MoDOT's "Road to Tomorrow" team has solicited private industry, innovators, entrepreneurs and the general public for innovative techniques, products and funding streams to rebuild I-70 as the first section of the "highway of the future". Ideas have been submitted and several have been selected to be piloted.

ECONOMIC CONDITIONS

The current economic environment presents government entities, including state transportation departments, with unusual circumstances and challenges. The past year has seen varied improvement in the Missouri economy. Consumer sentiment indices have shown a slight decrease in consumer confidence. Consumers remain cautious about spending. The unemployment rate in Missouri continues to be lower than the previous year. All three major state revenue sources increased in fiscal year 2016. Surprisingly, fuel prices have stayed low in the last year and motor fuel taxes collected was up in fiscal year 2016. A certain amount of uncertainty exists as to the sustainability of the growth from these sources. While the bidding environment for fiscal year 2014 was not favorable, that reversed in fiscal year 2015 and continued in fiscal year 2016. During the previous five fiscal years, 2012-2016, 1,869 highway and bridge construction projects estimated at \$3.5 billion were awarded for \$3.3 billion, a 4.14 percent difference.

CONTACTING THE DEPARTMENT'S FINANCIAL MANAGEMENT

This financial report is designed to provide the Missouri Department of Transportation's interested parties, including citizens, taxpayers, customers, investors and creditors, with a general overview of the Department's finances and to demonstrate the Department's accountability for the money it receives. Questions about this report or requests for additional financial information should be addressed to the Missouri Department of Transportation, Financial Services Division, P.O. Box 270, Jefferson City, MO 65102. This report is also included in the Report to the Joint Committee on Transportation Oversight and is available on the Department's website at www.modot.org.



This page intentionally left blank

Government-wide Financial Statements

Statements of Net Position

June 30, 2016 and 2015

	Governmental Activities	
	2016	2015
		(as restated)
Assets		
Current assets		
Cash and cash equivalents	\$ 851,668,623	\$ 797,065,572
Investments	12,779,431	2,027,008
Restricted cash and investments	71,178,800	71,154,650
State taxes and fees receivables	142,229,949	131,696,061
Federal government receivables	70,927,120	72,766,961
Miscellaneous receivables, net	15,597,914	17,606,025
Loans receivable	335,522	327,998
Inventories	<u>39,614,030</u>	<u>37,574,480</u>
Total current assets	<u>1,204,331,389</u>	<u>1,130,218,755</u>
Noncurrent assets		
Investments	106,988,131	121,933,202
Restricted cash and investments	200,000	200,000
Miscellaneous receivables, net	5,807,931	10,832,468
Loans receivable	705,904	1,033,374
Capital assets		
Assets not being depreciated	4,020,166,765	4,290,988,574
Assets being depreciated, net	<u>25,852,125,175</u>	<u>25,384,083,835</u>
Total noncurrent assets	<u>29,985,993,906</u>	<u>29,809,071,453</u>
Total assets	<u>31,190,325,295</u>	<u>30,939,290,208</u>
Deferred Outflows of Resources		
Bond refunding	65,558,383	79,024,126
Pension related items	<u>123,426,909</u>	<u>124,597,572</u>
Total deferred outflows of resources	<u>188,985,292</u>	<u>203,621,698</u>
Liabilities		
Current liabilities		
Accounts payable	96,337,030	94,084,712
Accrued payroll	24,647,420	24,173,234
Accrued interest payable	23,729,154	25,715,853
Deposits	1,444,038	1,332,705
Unearned revenue	29,274,881	17,622,408
Pending self insurance claims	18,319,000	18,365,000
Incurred but not reported claims	15,043,000	15,680,000
Financing and other obligations	<u>224,004,142</u>	<u>202,265,942</u>
Total current liabilities	<u>432,798,665</u>	<u>399,239,854</u>
Noncurrent liabilities		
Pending self insurance claims	52,156,358	48,778,816
Incurred but not reported claims	14,928,000	12,429,000
Net pension liability	1,061,941,581	1,079,844,816
Other post-employment benefit obligations	405,682,013	380,743,798
Financing and other obligations	<u>2,329,683,542</u>	<u>2,552,930,757</u>
Total noncurrent liabilities	<u>3,864,391,494</u>	<u>4,074,727,187</u>
Total liabilities	<u>4,297,190,159</u>	<u>4,473,967,041</u>
Deferred Inflows of Resources		
Pension related items	<u>77,129,141</u>	<u>105,957,686</u>
Total deferred inflows of resources	<u>77,129,141</u>	<u>105,957,686</u>
Net Position		
Net investment in capital assets	27,429,188,867	27,037,883,090
Restricted for:		
Internal service fund requirements	300,000	300,000
Unrestricted	<u>(424,497,580)</u>	<u>(475,195,911)</u>
Total net position	<u>\$27,004,991,287</u>	<u>\$26,562,987,179</u>

The notes to the financial statements are an integral part of these statements.

Statements of Activities

Years Ended June 30, 2016 and 2015

	Governmental Activities	
	2016	2015 (as restated)
Transportation Program Expenses		
Administration	\$ 25,373,979	\$ 24,672,341
Fleet, facilities and information systems	18,087,833	29,864,529
Maintenance	328,987,552	329,098,380
Construction	258,845,906	316,038,313
Multimodal operations	93,500,288	84,259,338
Interest	104,189,809	112,690,238
Other state agencies	225,148,535	226,369,722
Self insurance	21,603,919	21,375,544
Medical and life insurance	111,561,195	106,452,874
Pension	78,195,709	91,857,655
Other post-employment benefits	44,004,939	50,179,235
Depreciation	474,319,704	454,219,267
Total transportation program expenses	<u>1,783,819,368</u>	<u>1,847,077,436</u>
Transportation Program Revenues		
Charges for services		
Licenses, fees and permits	310,073,315	290,319,461
Intergovernmental/cost reimbursements/miscellaneous	68,181,024	55,447,636
Interest	18,741	5,315
Member insurance premiums	41,988,794	39,870,440
Total charges for services	<u>420,261,874</u>	<u>385,642,852</u>
Federal government		
American Recovery and Reinvestment Act	18,159,624	14,628,334
Operating	77,468,102	82,520,993
Capital	826,329,207	763,951,868
Total federal government	<u>921,956,933</u>	<u>861,101,195</u>
Total transportation program revenues	<u>1,342,218,807</u>	<u>1,246,744,047</u>
Net expense of transportation program	<u>(441,600,561)</u>	<u>(600,333,389)</u>
General Revenues		
Fuel taxes	517,365,842	493,076,325
Sales taxes	350,372,094	335,419,712
Unrestricted investment earnings (loss)	9,101,047	10,569,229
State appropriations	14,216,345	15,009,755
Gain (loss) on sale of capital assets	(7,450,659)	(15,211,582)
Total general revenues	<u>883,604,669</u>	<u>838,863,439</u>
Changes in Net Position	442,004,108	238,530,050
Net Position, beginning of year, as restated	<u>26,562,987,179</u>	<u>26,324,457,129</u>
Net Position, end of year	<u>\$27,004,991,287</u>	<u>\$26,562,987,179</u>

The notes to the financial statements are an integral part of these statements.



This page intentionally left blank

Fund Financial Statements

Balance Sheets
Governmental Funds
 June 30, 2016 and 2015

	2016				
	State Highways and Transportation Department Fund	State Road Fund	State Road Bond Fund	Nonmajor Governmental Funds	Total Governmental Funds
Assets					
Cash and cash equivalents	\$ 15,081,847	\$756,042,660	\$36,713,588	\$22,072,948	\$ 829,911,043
State taxes and fees receivables	104,483,200	20,966,553	16,217,942	562,254	142,229,949
Federal government receivables	---	64,253,437	---	6,673,683	70,927,120
Miscellaneous receivables, net	1,544,780	15,579,806	69,720	1,213,028	18,407,334
Loans receivable	---	---	---	1,041,426	1,041,426
Due from other funds	---	40,001	---	---	40,001
Inventories	---	39,614,030	---	---	39,614,030
Restricted cash and investments	---	71,078,800	---	---	71,078,800
Total assets	<u>\$121,109,827</u>	<u>\$967,575,287</u>	<u>\$53,001,250</u>	<u>\$31,563,339</u>	<u>\$1,173,249,703</u>
Liabilities, Deferred Inflows of Resources and Fund Balances					
Liabilities					
Accounts payable	\$ 2,741,039	\$ 82,612,096	\$ ---	\$ 8,874,887	\$ 94,228,022
Accrued payroll	7,890,786	16,642,327	---	114,307	24,647,420
Deposits	---	1,444,038	---	---	1,444,038
Unearned revenue	---	20,492,786	---	621,091	21,113,877
Due to other funds	---	---	---	40,001	40,001
Total liabilities	<u>10,631,825</u>	<u>121,191,247</u>	<u>---</u>	<u>9,650,286</u>	<u>141,473,358</u>
Deferred Inflows of Resources					
Deferred Revenues	<u>1,400,916</u>	<u>17,724,896</u>	<u>---</u>	<u>57,207</u>	<u>19,183,019</u>
Total deferred inflows of resources	<u>1,400,916</u>	<u>17,724,896</u>	<u>---</u>	<u>57,207</u>	<u>19,183,019</u>
Fund balances					
Nonspendable – inventories	---	39,614,030	---	---	39,614,030
Restricted – highways and transportation	<u>109,077,086</u>	<u>789,045,114</u>	<u>53,001,250</u>	<u>21,855,846</u>	<u>972,979,296</u>
Total fund balances	<u>109,077,086</u>	<u>828,659,144</u>	<u>53,001,250</u>	<u>21,855,846</u>	<u>1,012,593,326</u>
Total liabilities, deferred inflows of resources and fund balances	<u>\$121,109,827</u>	<u>\$967,575,287</u>	<u>\$53,001,250</u>	<u>\$31,563,339</u>	<u>\$1,173,249,703</u>

2015

State Highways
and
Transportation
Department
Fund

State Road
Fund

State
Road Bond
Fund

Nonmajor
Governmental
Funds

Total
Governmental
Funds

\$ 6,761,118	\$ 713,355,794	\$41,015,693	\$ 24,130,231	\$ 785,262,836
97,565,630	18,895,606	14,746,988	487,837	131,696,061
---	65,767,339	---	6,999,622	72,766,961
2,428,287	22,211,282	95,762	1,214,753	25,950,084
---	---	---	1,361,372	1,361,372
---	242,020	---	---	242,020
---	37,574,480	---	---	37,574,480
---	71,054,650	---	---	71,054,650
<u>\$106,755,035</u>	<u>\$ 929,101,171</u>	<u>\$55,858,443</u>	<u>\$34,193,815</u>	<u>\$1,125,908,464</u>

\$ 2,004,983	\$ 81,474,660	\$ ---	\$ 8,871,005	\$ 92,350,648
7,756,708	16,307,217	---	109,309	24,173,234
---	1,332,705	---	---	1,332,705
---	9,750,252	---	260,438	10,010,690
---	---	---	242,020	242,020
<u>9,761,691</u>	<u>108,864,834</u>	<u>---</u>	<u>9,482,772</u>	<u>128,109,297</u>
<u>2,359,952</u>	<u>26,073,470</u>	<u>---</u>	<u>243,619</u>	<u>28,677,041</u>
<u>2,359,952</u>	<u>26,073,470</u>	<u>---</u>	<u>243,619</u>	<u>28,677,041</u>
---	37,574,480	---	---	37,574,480
<u>94,633,392</u>	<u>756,588,387</u>	<u>55,858,443</u>	<u>24,467,424</u>	<u>931,547,646</u>
<u>94,633,392</u>	<u>794,162,867</u>	<u>55,858,443</u>	<u>24,467,424</u>	<u>969,122,126</u>
<u>\$106,755,035</u>	<u>\$ 929,101,171</u>	<u>\$55,858,443</u>	<u>\$34,193,815</u>	<u>\$1,125,908,464</u>



This page intentionally left blank

Reconciliation of the Governmental Funds Balance Sheets to the Statements of Net Position

Governmental Funds

June 30, 2016 and 2015

	<u>Total</u>	
	<u>2016</u>	<u>2015</u>
Fund balances – total governmental funds	\$ 1,012,593,326	\$ 969,122,126
Amounts reported for governmental activities in the statements of net position are different because:		
Capital assets, net of accumulated depreciation of \$24,657,958,757 and \$24,284,524,600 in 2016 and 2015, respectively, used in governmental activities are not financial resources and therefore are not reported in the funds.	29,872,291,940	29,675,072,409
Amounts resulting from the difference calculated between the reacquisition price and the net carrying amount of refunded bonds, reported as deferred outflows of resources, are not reported in the funds.	65,558,383	79,024,126
Some of the Department's tax and other revenue will be collected after the 60-day availability period and is deferred in the fund financial statements. However, revenue from this amount is recognized in the government-wide financial statements, net of allowance for uncollectible amounts.	19,183,019	28,677,041
Internal service funds are used by management to charge the costs of certain activities to individual funds. The assets and liabilities of the internal service funds are included only in the statements of net position.		
Medical and life insurance plan	19,699,741	23,709,834
Self insurance plan	14,407,542	10,242,923
Certain changes in the net pension liability are amortized over time and are not reported in the funds.	46,297,768	18,639,886
Certain liabilities, including bonds payable, are not due and payable in the current period and therefore are not reported in the funds (current and noncurrent).		
Financing and other obligations	(2,553,687,684)	(2,755,196,699)
Net pension liability	(1,061,941,581)	(1,079,844,816)
Other post-employment benefits obligations	(405,682,013)	(380,743,798)
Accrued interest payable	<u>(23,729,154)</u>	<u>(25,715,853)</u>
Total net position – governmental activities	<u>\$27,004,991,287</u>	<u>\$26,562,987,179</u>

Statements of Revenues, Expenditures and Changes in Fund Balances

Governmental Funds

Years Ended June 30, 2016 and 2015

	2016				
	State Highways and Transportation Department Fund	State Road Fund	State Road Bond Fund	Nonmajor Governmental Funds	Total Governmental Funds
Revenues					
Fuel taxes	\$ 516,986,442	\$ 108,038	\$ ---	\$ 271,362	\$ 517,365,842
Sales taxes	1,645,590	167,352,857	171,930,722	9,442,925	350,372,094
Licenses, fees and permits	201,373,934	106,613,651	---	2,085,554	310,073,139
Intergovernmental/cost reimbursements/miscellaneous	6,061,285	59,646,822	---	1,857,031	67,565,138
Investment earnings	279,890	5,476,537	476,634	126,162	6,359,223
American Recovery and Reinvestment Act	---	6,886,393	5,992,537	5,280,694	18,159,624
State government	---	---	---	14,216,345	14,216,345
Federal government	---	829,766,092	---	77,654,690	907,420,782
Total revenues	<u>726,347,141</u>	<u>1,175,850,390</u>	<u>178,399,893</u>	<u>110,934,763</u>	<u>2,191,532,187</u>
Expenditures					
Current					
Administration	---	51,364,549	---	---	51,364,549
Fleet, facilities and information systems	---	38,744,419	---	---	38,744,419
Maintenance	---	417,298,473	---	18,665,396	435,963,869
Construction	---	296,945,465	---	---	296,945,465
Multimodal operations	---	878,037	---	93,768,563	94,646,600
Capital outlay	---	689,975,795	---	902,663	690,878,458
Debt service	---	119,119,645	181,257,086	---	300,376,731
Other state agencies	251,143,437	---	---	---	251,143,437
Total expenditures	<u>251,143,437</u>	<u>1,614,326,383</u>	<u>181,257,086</u>	<u>113,336,622</u>	<u>2,160,063,528</u>
Excess of revenues over (under) expenditures	<u>475,203,704</u>	<u>(438,475,993)</u>	<u>(2,857,193)</u>	<u>(2,401,859)</u>	<u>31,468,659</u>
Other Financing Sources (Uses)					
Notes issued	---	---	---	---	---
Capital leases issued	---	113,977	---	---	113,977
Capital asset sales	---	11,883,856	---	4,708	11,888,564
Transfers in	---	460,974,437	---	---	460,974,437
Transfers out	(460,760,010)	---	---	(214,427)	(460,974,437)
Total other financing sources (uses)	<u>(460,760,010)</u>	<u>472,972,270</u>	<u>---</u>	<u>(209,719)</u>	<u>12,002,541</u>
Net Changes in Fund Balances	14,443,694	34,496,277	(2,857,193)	(2,611,578)	43,471,200
Fund Balances, beginning of year	<u>94,633,392</u>	<u>794,162,867</u>	<u>55,858,443</u>	<u>24,467,424</u>	<u>969,122,126</u>
Fund Balances, end of year	<u>\$ 109,077,086</u>	<u>\$ 828,659,144</u>	<u>\$ 53,001,250</u>	<u>\$ 21,855,846</u>	<u>\$ 1,012,593,326</u>

2015

State Highways and Transportation Department Fund	State Road Fund	State Road Bond Fund	Nonmajor Governmental Funds	Total Governmental Funds
\$ 492,700,999	\$ 128,680	\$ ---	\$ 246,646	\$ 493,076,325
1,624,896	159,900,440	164,274,352	9,620,024	335,419,712
187,446,092	100,202,370	---	2,670,999	290,319,461
4,994,890	43,632,172	416	2,388,959	51,016,437
260,640	7,680,363	579,402	134,954	8,655,359
---	7,417,054	5,392,783	1,948,548	14,758,385
---	---	---	15,009,755	15,009,755
---	<u>757,676,085</u>	---	<u>84,178,380</u>	<u>841,854,465</u>
<u>687,027,517</u>	<u>1,076,637,164</u>	<u>170,246,953</u>	<u>116,198,265</u>	<u>2,050,109,899</u>
---	50,713,412	---	---	50,713,412
---	38,980,057	---	---	38,980,057
---	418,005,872	---	16,322,595	434,328,467
---	369,351,715	---	---	369,351,715
---	432,877	---	84,929,842	85,362,719
---	673,097,697	---	214,561	673,312,258
---	152,961,283	164,487,260	---	317,448,543
<u>251,407,679</u>	---	---	---	<u>251,407,679</u>
<u>251,407,679</u>	<u>1,703,542,913</u>	<u>164,487,260</u>	<u>101,466,998</u>	<u>2,220,904,850</u>
<u>435,619,838</u>	<u>(626,905,749)</u>	<u>5,759,693</u>	<u>14,731,267</u>	<u>(170,794,951)</u>
---	3,618,567	---	---	3,618,567
---	18,362	---	---	18,362
---	5,421,571	---	---	5,421,571
---	459,967,612	34,898	---	460,002,510
<u>(446,410,007)</u>	<u>(34,898)</u>	---	<u>(13,557,605)</u>	<u>(460,002,510)</u>
<u>(446,410,007)</u>	<u>468,991,214</u>	<u>34,898</u>	<u>(13,557,605)</u>	<u>9,058,500</u>
(10,790,169)	(157,914,535)	5,794,591	1,173,662	(161,736,451)
<u>105,423,561</u>	<u>952,077,402</u>	<u>50,063,852</u>	<u>23,293,762</u>	<u>1,130,858,577</u>
<u>\$ 94,633,392</u>	<u>\$ 794,162,867</u>	<u>\$ 55,858,443</u>	<u>\$ 24,467,424</u>	<u>\$ 969,122,126</u>



This page intentionally left blank

Reconciliation of the Governmental Funds Statements of Revenues, Expenditures and Changes in Fund Balances to the Statements of Activities

Years Ended June 30, 2016 and 2015

	<u>2016</u>	<u>2015</u>
Net changes in fund balances – total governmental funds	\$ 43,471,200	\$(161,736,451)
Amounts reported for governmental activities in the statements of activities are different because:		
Governmental funds report capital outlays as expenditures. However, in the statements of activities, the costs of those assets are allocated over their estimated useful lives and reported as depreciation expense. These are the amounts by which capital outlays (\$690,878,458 and \$673,312,258 for 2016 and 2015, respectively) exceeded depreciation (\$474,319,704 and \$454,219,267 for 2016 and 2015, respectively).	216,558,754	219,092,991
In the statements of activities, only the gains (losses) on the sale of the capital assets are reported, whereas in the governmental funds, the proceeds from the sale increase financial resources. Thus, the changes in net position differ from the changes in fund balances by the book value of the assets sold.	(19,339,223)	(20,633,153)
Certain revenues in the statements of activities that do not provide current financial resources are not reported as revenues in the governmental funds.	(9,494,022)	2,358,671
Certain changes in the net pension liability, not applicable to the current period, are not reported in the governmental funds.	123,756,827	124,597,572
Proceeds from the issuance of long-term debt provide current financial resources to governmental funds, but issuing debt increases long-term liabilities in the statements of net position. Repayment of principal is an expenditure in the governmental funds, but the repayment reduces long-term liabilities in the statements of net position. These are the net effects of the differences in the treatment of long-term debt obligations and related items.	174,988,817	185,275,929
Some expenses reported in the statements of activities do not require the use of current financial resources and, therefore, are not reported as expenditures in the governmental funds.		
Compensated absences	714,966	1,160,644
Interest expense recognition	21,084,127	15,845,447
Claims and judgments	(6,757,940)	(3,818,115)
Net pension liability	(78,195,709)	(91,857,655)
Other post-employment benefits obligations	(24,938,215)	(29,199,562)
Internal service funds are used by management for the medical and life insurance plan and the self insurance plan. The net revenues of internal service funds are reported with governmental activities.		
Medical and life insurance plan	(4,010,093)	(6,575,132)
Self insurance plan	<u>4,164,619</u>	<u>4,018,864</u>
Changes in net position – governmental activities	<u>\$ 442,004,108</u>	<u>\$ 238,530,050</u>

Statements of Net Position

Proprietary Funds

June 30, 2016 and 2015

	<u>Internal Service Funds</u>	
	<u>2016</u>	<u>2015</u>
Assets		
Current assets		
Cash and cash equivalents	\$ 21,757,580	\$ 11,802,736
Investments	12,779,431	2,027,008
Restricted investments	100,000	100,000
Miscellaneous receivables	2,998,511	2,488,409
Total current assets	<u>37,635,522</u>	<u>16,418,153</u>
Noncurrent assets		
Investments	106,988,131	121,933,202
Restricted investments	200,000	200,000
Total noncurrent assets	<u>107,188,131</u>	<u>122,133,202</u>
Total assets	<u>144,823,653</u>	<u>138,551,355</u>
Liabilities		
Current liabilities		
Accounts payable	2,109,008	1,734,064
Unearned revenue	8,161,004	7,611,718
Pending self insurance claims	18,319,000	18,365,000
Incurred but not reported claims	<u>15,043,000</u>	<u>15,680,000</u>
Total current liabilities	<u>43,632,012</u>	<u>43,390,782</u>
Noncurrent liabilities		
Pending self insurance claims	52,156,358	48,778,816
Incurred but not reported claims	<u>14,928,000</u>	<u>12,429,000</u>
Total noncurrent liabilities	<u>67,084,358</u>	<u>61,207,816</u>
Total liabilities	<u>110,716,370</u>	<u>104,598,598</u>
Net Position		
Restricted net position	300,000	300,000
Unrestricted net position	<u>33,807,283</u>	<u>33,652,757</u>
Total net position	<u>\$ 34,107,283</u>	<u>\$ 33,952,757</u>

Statements of Revenues, Expenses and Changes in Net Position

Proprietary Funds

Years Ended June 30, 2016 and 2015

	<u>Internal Service Funds</u>	
	<u>2016</u>	<u>2015</u>
Operating Revenues		
Self insurance premiums		
Highway workers' compensation	\$ 7,200,000	\$ 7,200,000
Highway patrol workers' compensation	2,352,989	2,750,000
Highway fleet vehicle liability	1,400,000	1,400,000
Highway general liability	12,500,000	12,500,000
Medical insurance premiums		
State	77,481,522	74,048,522
Member	41,988,794	39,870,440
Other	<u>6,679,183</u>	<u>6,516,813</u>
Total operating revenues	<u>149,602,488</u>	<u>144,285,775</u>
Operating Expenses		
Self insurance programs		
Highway workers' compensation	5,557,142	6,116,125
Highway patrol workers' compensation	2,155,211	2,310,090
Highway fleet vehicle liability	4,456,861	953,547
Highway general liability	8,423,544	10,980,555
Other	1,011,161	1,015,227
Medical and life insurance program		
Insurance premiums	7,146,757	6,854,614
Medical benefits	91,708,347	90,260,350
Prescription drug benefits	24,816,990	23,751,514
Professional fees	1,078,773	934,397
Administrative services	<u>5,877,052</u>	<u>5,631,672</u>
Total operating expenses	<u>152,231,838</u>	<u>148,808,091</u>
Operating income (loss)	<u>(2,629,350)</u>	<u>(4,522,316)</u>
Nonoperating Revenues		
Net appreciation and investment income	<u>2,783,876</u>	<u>1,966,048</u>
Total nonoperating revenues	<u>2,783,876</u>	<u>1,966,048</u>
Changes in Net Position	154,526	(2,556,268)
Net Position, beginning of year	<u>33,952,757</u>	<u>36,509,025</u>
Net Position, end of year	<u>\$ 34,107,283</u>	<u>\$ 33,952,757</u>

The notes to the financial statements are an integral part of these statements.

Statements of Cash Flows
Proprietary Funds
Years Ended June 30, 2016 and 2015

	<u>Internal Service Funds</u>	
	<u>2016</u>	<u>2015</u>
Cash Flows From Operating Activities		
Receipts from interfund services provided	\$ 149,022,351	\$ 144,106,558
Payments for interfund services used	(138,522,021)	(138,988,626)
Payments to suppliers	<u>(7,592,042)</u>	<u>(11,206,661)</u>
Net cash provided by (used in) operating activities	<u>2,908,288</u>	<u>(6,088,729)</u>
Cash Flows From Investing Activities		
Proceeds from sale and maturities of investments	76,270,360	48,273,106
Purchases of investments	(71,542,538)	(60,722,105)
Interest received	2,436,767	2,243,205
Investment fees	<u>(118,033)</u>	<u>(119,334)</u>
Net cash provided by (used in) investing activities	<u>7,046,556</u>	<u>(10,325,128)</u>
Net increase (decrease) in cash and cash equivalents	9,954,844	(16,413,857)
Cash and Cash Equivalents, beginning of year	<u>11,802,736</u>	<u>28,216,593</u>
Cash and Cash Equivalents, end of year	<u>\$ 21,757,580</u>	<u>\$ 11,802,736</u>
Reconciliation of Operating Income (Loss) to Net Cash Provided by (Used in) Operating Activities		
Operating income (loss)	\$ (2,629,350)	\$ (4,522,316)
Adjustments to reconcile operating income (loss) to net cash provided by (used in) operating activities		
Receivables	(580,136)	(179,217)
Accounts and claims payable	5,568,488	(1,522,011)
Unearned revenue	<u>549,286</u>	<u>134,815</u>
Net cash provided by (used in) operating activities	<u>\$ 2,908,288</u>	<u>\$ (6,088,729)</u>
Noncash Items Impacting Recorded Assets		
Increase (decrease) in fair value of investments	<u>\$ 535,175</u>	<u>\$ (209,933)</u>

Statements of Assets and Liabilities

Fiduciary Funds – Agency

June 30, 2016 and 2015

	<u>Agency Funds</u>	
	<u>2016</u>	<u>2015</u>
Assets		
Restricted cash and cash equivalents	\$ 38,381,651	\$ 65,119,872
Other	<u>774</u>	<u>1,674</u>
Total assets	<u>\$ 38,382,425</u>	<u>\$ 65,121,546</u>
Liabilities		
Due to other governments	\$ 4,474,615	\$ 10,765,737
Advances from other governments	<u>33,907,810</u>	<u>54,355,809</u>
Total liabilities	<u>\$ 38,382,425</u>	<u>\$ 65,121,546</u>



This page intentionally left blank

Notes to the Financial Statements



This page intentionally left blank

INDEX FOR THE NOTES TO THE FINANCIAL STATEMENTS

For the Years Ended June 30, 2016 and 2015

	Page
Note 1 – Summary of Significant Accounting Policies	56
(A) Financial Reporting Entity	
(B) Government-wide and Fund Financial Statements	
(C) Measurement Focus, Basis of Accounting and Financial Statement Presentation	
(D) Financial Statement Element Attributes	
Note 2 – Deposits and Investments	61
Note 3 – Receivables	64
Note 4 – Capital Assets	66
Note 5 – Risk Management	68
(A) Workers' Compensation, Vehicle and General Liabilities	
(B) Other Claims	
Note 6 – Medical and Life Insurance Plan	68
Note 7 – Pension Plan	69
(A) General Information about the Pension Plan	
(B) Actuarial Information	
(C) Liabilities, Expenses, Deferred Outflows of Resources and Deferred Inflows of Resources Related to Pensions	
Note 8 – Other Post-Employment Benefits (OPEB)	72
Note 9 – Financing and Other Obligations	73
(A) State Road Bonds	
(B) Notes Issued	
(C) Capital Lease Obligations	
(D) Pollution Remediation Obligations	
Note 10 – Tax Revenues	77
Note 11 – Interfund Transactions	78
Note 12 – Commitments and Contingencies	78
(A) Unemployment Benefits	
(B) Construction Commitments	
(C) Loan Commitments	
(D) Operating Leases	
(E) Federal Funding	
Note 13 – Accounting Pronouncements	79
Note 14 – Restatement	79

Note 1: Summary of Significant Accounting Policies

The State Highway Department was created in 1913 to act as the agent of the state of Missouri (the state) for public roads. The State Highway Commission was created in 1921 with the passage of the Centennial Road Law and was charged with the administration of the network of connecting state highways, including their location, design, construction and maintenance.

In 1979, Missouri voters passed a constitutional amendment merging the State Highway Department with the Department of Transportation. By statute, the resulting department was named the Missouri Highways and Transportation Department. The constitutional amendment gave the Highways and Transportation Commission (the MHTC or Commission) the authority over all state transportation programs and facilities. The Commission is a bipartisan body of six members appointed by the Governor, with the consent of the Senate, for a term of six years. In 1996, by legislative action, the Missouri Highways and Transportation Department became the Missouri Department of Transportation (MoDOT or Department).

In 2002, several functions from other state agencies were combined with MoDOT. This consolidation was the result of legislative action and the Governor's Executive Order, which created the "One-Stop Shop" for motor carrier services (MCS), railroad operators and overdimension and overweight permitting. In 2003, by Governor's Executive Order, the Division of Highway Safety was transferred from the Department of Public Safety to MoDOT. Legislation passed in 2014 to recognize that 2003 reorganization, transferring all the authority, powers, duties, and functions of the Division of Highway Safety relating to the motorcycle safety program, the driver improvement program, the ignition interlock program, and other state highway safety programs from the Department of Public Safety to the Commission and Department. In 2006, the unit that audits motor carrier operators was transferred to MoDOT from the Department of Revenue. This unit is responsible for auditing International Fuel Tax Agreement tax returns and International Registration Plan applications.

(A) Financial Reporting Entity

Governmental Accounting Standards Board (GASB) Statement 14, *The Financial Reporting Entity*, as amended by GASB Statements 39 and 61, establishes the criteria to be used for defining primary governments, component units and related organizations. The Department does not meet the GASB's criteria to be reported as its own primary government or other stand-alone government and is part of the primary government of the state. Like other state agencies, the Department is included in the financial statements of the state. These financial statements report the funds from which MoDOT spends. The nonmajor Multimodal Fund includes only MoDOT appropriations from the state's General fund. The nonmajor MCS Federal Fund is the Motor Carrier Safety Assistance Program.

Certain legally separate organizations are involved in transportation-related projects, such as the Missouri Transportation Finance Corporation (MTFC) and other transportation corporations. Although these organizations cooperate with the Department to meet their objectives and are included in the financial statements of the state as blended or discretely presented component units, they are not part of the Department's defined reporting entity.

The state's Comprehensive Annual Financial Report may be obtained by writing to the state of Missouri, Office of Administration, Division of Accounting, P. O. Box 809, Jefferson City, MO 65102, or may be accessed online at www.ao.mo.gov/acct.

(B) Government-wide and Fund Financial Statements

1. Government-wide Financial Statements

The government-wide statements of net position and statements of activities report the overall financial activities of the Department, except for fiduciary activities. Eliminations have been made to minimize the double-counting of internal activities. The financial activities of the Department consist only of governmental activities, which are primarily supported by state taxes and intergovernmental revenues.

The Department administers a single program – transportation. The statements of activities demonstrate the degree to which the direct expenses of that function are offset by program revenues. Direct expenses are those that are clearly identifiable with the function. Program revenues include (a) charges paid by the recipients of goods or services offered by the program and (b) grants and contributions that are restricted to meeting the operational or capital requirements of the program. Revenues that are not classified as program revenues, including all taxes, are presented as general revenues.

2. Fund Financial Statements

The fund financial statements provide information about the Department's funds, including its fiduciary funds. Separate statements for each fund category – governmental, proprietary and fiduciary – are presented. The emphasis of fund financial statements is on major governmental funds, each displayed in a separate column. All remaining governmental funds are aggregated and reported as nonmajor funds.

The Department reports the following governmental funds:

State Highways and Transportation Department Fund (Highway Fund) – This special revenue fund was established by Section 226.200, Revised Statutes of Missouri (RSMo.) to receive revenues derived from the use of state highways. This fund pays the costs incurred to collect that revenue, to administer and enforce any state motor vehicle laws or traffic regulations and to provide other related functions.

State Road Fund (Road Fund) – This special revenue fund was constitutionally established to receive monies from the state's motor vehicle sales tax, the federal government, transfers from the Highway Fund and other related revenues. Disbursements consist of costs incurred to construct, improve and maintain the state highway system and for debt service payments.

State Road Bond Fund – This debt service fund was constitutionally established to receive monies from the state's motor vehicle sales tax. Monies are used for the repayment of bonds issued by the Commission to fund the construction and reconstruction of the state highway system or for refunded bonds.

Nonmajor Funds – The remaining funds are considered nonmajor. They are special revenue funds, which account for grants and other resources whose use is restricted for a particular purpose.

The Department reports the following additional fund types:

Internal Service Funds – These proprietary funds account for the financing of services provided to other funds within the Department and other participating agencies on a cost-reimbursement basis. These funds are used to account for medical and life insurance coverage and self insurance activities. Department activity comprises the majority of these funds. These funds are included in the government-wide statements by eliminating off-setting revenues and expenses.

Agency Funds – These fiduciary funds account for monies held on behalf of various political subdivisions and other interested parties and will be used to reimburse the Department for expenditures incurred by the Department on behalf of the previously mentioned parties and to collect and administer registration, license fees and fuel taxes payable to various states and Canadian provinces. These funds are not included in the government-wide statements, because they are held on behalf of various political subdivisions and other interested parties, and they are not available for Department use.

(C) Measurement Focus, Basis of Accounting and Financial Statement Presentation

1. Government-wide Financial Statements

The government-wide, proprietary and fiduciary fund financial statements are reported using the economic resources measurement focus and the accrual basis of accounting. Revenues are recorded when earned and expenses are recorded at the time liabilities are incurred, regardless of when the related cash flows take place. Nonexchange transactions in which the Department gives (or receives) value without directly receiving (or giving) equal value in exchange include fuel taxes, sales taxes, Medicare Part D gap coverage federal subsidies, grants, entitlements and donations. On an accrual basis, revenues from fuel taxes and sales taxes are recognized in the fiscal year in which the underlying exchange transaction occurs. Revenues from Medicare Part D gap coverage, based on the current funding levels from the federal government, are recognized in the fiscal year in which the revenue-generating transactions occur. Because potential retroactive adjustments to the federal subsidies are not measurable, revenue impacts are recognized in the fiscal period in which adjustments are made by the federal government. Revenues from grants, entitlements and donations are recognized in the fiscal year in which all eligibility requirements imposed by the provider have been met.

2. Fund Financial Statements

Governmental funds are reported using the current financial resources measurement focus and the modified accrual basis of accounting. Under this method, all revenue sources are recognized when measurable and available. Revenues are considered to be available when they are collectible within the current period or soon enough thereafter to pay liabilities of the current period. For this purpose, the Department, consistent with the state of Missouri, considers revenues to be available if they are collected within 60 days of the end of the current fiscal year. Expenditures are recorded when the related fund liability is incurred, except for principal and interest on general long-term debt, claims and judgments and compensated absences, which are recognized as expenditures to the extent they have matured. General capital asset acquisitions are reported as expenditures in governmental funds. Proceeds of general long-term debt and acquisitions under capital leases are recorded as other financing sources.

Proprietary funds distinguish operating revenues and expenses from nonoperating items. The Department's operating revenues and expenses generally result from providing services in connection with the internal service funds' principal ongoing operations. The principal operating revenues are charges for insurance premiums. Operating expenses include self insurance claims, benefits claims, insurance premiums and administrative expenses. Investment income is reported as nonoperating revenue.

When both restricted and unrestricted resources are available for use, it is the Department's policy to use restricted resources first, then unrestricted resources as needed.

(D) Financial Statement Element Attributes

1. Cash and Cash Equivalents and Investments

Cash and cash equivalents include:

- Cash
- Repurchase agreements, which are investments with original maturities of three months or less
- Pooled monies, including pooled investments, with the State Treasurer's Office

Investments are valued at fair value.

2. Inventories

Inventories, primarily consisting of maintenance materials, are valued at cost using the weighted average method. Inventories are recorded in the governmental funds as expenditures when consumed rather than when purchased.

3. Interfund Transactions

The Department reports the following types of interfund transactions:

Interfund services provided and used – This consists of sales and purchases of goods and services between funds for a price approximating their external exchange value. Interfund services provided and used are reported as revenues in seller funds and as expenditures or expenses in purchaser funds. This internal activity is included in the government-wide statements by eliminating off-setting revenues and expenses.

Transfers – This consists of flows of assets (such as cash or goods) without equivalent flows of assets in return and without a requirement for repayment. In governmental funds, transfers are reported as other financing uses in the funds making transfers and as other financing sources in the funds receiving transfers.

4. Capital Assets

Capital assets, such as land, buildings, equipment and infrastructure assets, are reported at cost (or estimated historical cost) as governmental activities in the government-wide financial statements. Infrastructure assets are those assets that are normally immovable and of value to the citizens of the state of Missouri, such as roads, bridges, streets and sidewalks, drainage systems, lighting systems and similar items. The Department capitalizes assets with an expected useful life of more than one year with a cost greater than \$1,000 for equipment, \$5,000 for software and \$15,000 for buildings and land improvements. No dollar threshold is set for land, easements and infrastructure. Donated capital assets are recorded at their fair value at the date of the donation.

Capital assets utilized in the governmental funds are recorded as expenditures in the governmental fund financial statements. Depreciation expense, including amortization of leased capital and intangible assets, is recorded in the government-wide financial statements.

Capital assets are depreciated or amortized on the straight-line method over the asset's estimated useful life. There is no depreciation recorded for land, permanent easements, software in progress, construction in progress and infrastructure in progress. Generally, estimated useful lives are as follows:

Vehicles, machinery and equipment	1 to 20 years
Buildings and other improvements	10 to 50 years
Infrastructure	12 to 56 years
Software	5 years
Temporary Easements	3 years

5. Deferred Outflows of Resources and Deferred Inflows of Resources

In addition to assets, financial statements may report a separate section for deferred outflows of resources. Deferred outflows of resources consists of the consumption of net position that is applicable to a future reporting period and so will not be recognized as an outflow of resources until then. Deferred outflows of resources related to refunding long-term debt and certain pension contributions and other pension related deferrals are reported in the statements of net position. The deferred bond refunding amount results from the difference in the carrying value of refunded debt and its reacquisition price, and is amortized over the shorter of the life of the refunded or refunding debt. The deferrals related to pension obligations include pension contributions made to the plan between the measurement date of the pension obligations and the end of the fiscal year and the change in proportional share of MoDOT's participation in the plan.

In addition to liabilities, financial statements may report a separate section for deferred inflows of resources. Deferred inflows of resources consists of the acquisition of net position that is applicable to a future reporting period and so will not be recognized as inflow of resources until then. Deferred inflows of resources in the fund financial statements are reported as receivables, when the corresponding revenues are unavailable. Deferred inflows of resources includes federal reimbursements, cost reimbursements and other miscellaneous receivables. For the government-wide financial statements, deferred inflows of resources relate to certain changes in pension obligations that are amortized over future periods.

6. Deposits and Unearned Revenue

Deposits consist of amounts held to ensure permit work, such as driveway installations, is completed to MoDOT specifications. Upon approval, the deposits are returned.

Unearned revenue consists of amounts collected in advance of the year in which earned. In the government-wide and governmental funds, local shares of project costs and property sales down-payments are held until work or contract completion. In the internal service funds, employee and employer medical insurance premiums received a month in advance are held for the subsequent month's coverage.

7. Compensated Absences

Under the terms of the Department's personnel policy, Department employees are granted 10 to 14 hours of annual leave per month. Additionally, certain employees can accrue a maximum of 240 hours of compensatory time for unpaid overtime. Employees have accrued annual leave and compensatory time available amounting to \$31,557,228 and \$32,272,194 as of June 30, 2016 and 2015, respectively, recorded in the government-wide financial statements. Because employees are not paid for accumulated sick leave upon retirement or termination, no liability has been recorded for this leave.

8. Bond Premiums, Discounts and Issuance Costs

In the government-wide financial statements, bond premiums and discounts are amortized over the life of the bonds using the effective interest method. Bonds payable are reported net of the applicable bond premium or discount.

In the fund financial statements, governmental fund types recognize bond premiums and discounts, as well as bond issuance costs, during the current period. The face amount of debt issued is reported as other financing sources. Premiums on debt issuances are reported as other financing sources and discounts are reported as other financing uses. Issuance costs, whether or not withheld from the actual debt proceeds received, are reported as debt service expenditures.

9. Pollution Remediation Obligations

MoDOT estimates the components of expected pollution remediation activities and determines whether expected outlays for those components should be accrued as a liability and expensed or, if appropriate, capitalized. Pollution remediation obligations are measured at the current cost of future activities and are valued using the expected cash flow method, which measures the liability based on probability-weighted amounts. The determined liabilities could change over time due to changes in costs of goods and services, changes in remediation technology or changes in laws and regulations governing the remediation efforts.

10. Pensions

Pension-related expenses, liabilities, deferred outflows of resources and deferred inflows of resources have been determined on the same basis as they are reported by the MoDOT and Patrol Employees' Retirement System (MPERS). For this purpose, benefit payments are recognized when due and payable in accordance with the benefit term. Investments are reported at fair value.

11. Fund Balances

In the fund financial statements, fund balances are displayed as follows:

Nonspendable – This consists of State Road Fund balances of \$39,614,030 and \$37,574,480 at June 30, 2016 and 2015, respectively, representing inventories held.

Restricted – This consists of fund balances that are legally restricted by outside parties or by law through constitutional provisions or enabling legislation. Total restricted fund balances of \$972,979,296 and \$931,547,646 at June 30, 2016 and 2015, respectively, were restricted by enabling legislation.

12. Net Position

In the government-wide and proprietary fund financial statements, net position is displayed as follows:

Net Investment in Capital Assets – This consists of capital assets, net of accumulated depreciation, less the outstanding balances of any bonds, notes or other borrowings that are attributable to the acquisition, construction or improvement of those assets.

Restricted – This consists of assets that are legally restricted by outside parties or by law through constitutional provisions or enabling legislation. Total restricted net position at June 30, 2016 and 2015, \$300,000 and \$300,000, respectively, were restricted by enabling legislation or by outside parties.

Unrestricted – This consists of the net amount of assets, deferred outflows of resources, liabilities, and deferred inflows of resources that are not included in the determination of net investment in capital assets or the restricted component of net position. The unrestricted net position deficits at June 30, 2016 and June 30, 2015, \$424,497,580 and \$475,195,911, respectively, were a result of the inclusion of the net pension liability.

13. Use of Estimates

The preparation of financial statements in conformity with accounting principles generally accepted in the United States of America (GAAP) requires management to make estimates and assumptions that affect the reported amounts of assets, liabilities and disclosures of contingent assets and liabilities at the date of the financial statements and the reported amounts of revenues, expenses or expenditures and other changes in net position or fund balances during the reporting period. Actual results could differ from those estimates.

14. Reclassifications

Certain reclassifications have been made to the 2015 financial statements to conform to the 2016 financial statement presentation. This had no effect on net position.

Note 2: Deposits and Investments

Cash and investments include amounts held by the State Treasurer's Office as required by the state constitution for all state funds of the primary government. Interest income earned on cash and investments in the State Treasury is allocated to the funds based on the respective investment and cash balances. In addition, cash and investments also include funds held in depository banks, as allowed by state statute.

By policy, investments may include linked deposits, certificates of deposit, commercial paper, bankers' acceptances, repurchase agreements and reverse repurchase agreements, U.S. Treasury obligations and federal agency securities. The Department's investments are reported at fair value. While the majority of the Department's investments are pooled in the State Treasury or with the Department of Revenue, a portion is held at banks outside those state agencies. At June 30, 2016 and 2015, the Department's portfolio of non-pooled funds had \$119,967,562 and \$124,160,210, respectively, of uninsured, unregistered investments held in the Commission's or State's name. Also at June 30, 2016 and 2015, the Department had book balances of \$21,748,106 and \$11,639,443, respectively, and bank balances of \$22,156,169 and \$14,033,465, respectively, of repurchase agreements. All repurchase agreements were collateralized by securities held by a financial institution's trust department in the Commission's or State's name.

Interest Rate Risk – The State Treasurer's Office policy states it will minimize the risk that the market value of investments will fall due to changes in general interest rates by maintaining an effective duration of less than 2.5 years and holding at least 25.0 percent of the portfolio's total market value in securities with a maturity of 12 months or less. MoDOT's policy for the investment portfolios of non-pooled funds states they are to be structured so securities mature to meet cash requirements for ongoing operations, thereby avoiding the need to sell securities on the open market prior to maturity. Of the total non-pooled investments, \$119,749,143 is highly sensitive to interest rate changes because the investments are callable or subject to prepayment. The effective maturities are disclosed based on assumptions provided by the Department's investment advisor.

Credit Risk – The State Treasurer's Office policy states it will minimize the risk of loss due to the failure of a security issuer or backer by pre-approving financial institutions, companies, brokers and dealers and conducting regular credit monitoring and due diligence. MoDOT's policy for the investment portfolios of non-pooled funds states they are to be limited to the safest types of securities, as described above. The policies for both portfolios require diversification so potential losses on individual securities will be minimized.

Concentration of Credit Risk – The policies of both the State Treasurer's Office and the Department state investments are to be diversified and limits are set to minimize the risk of loss resulting from excess concentration in a specific maturity, issuer or class of security. The asset allocation is periodically reviewed by the State Treasurer and the Department's investment advisor. At June 30, 2016 and 2015, no investments in any one organization (other than those issued or sponsored by the U.S. Government and those in pooled investments) represented 5.0 percent of total investments.

At June 30, 2016, the Department's cash and investments consisted of the following:

	State Highways and Transportation Department Fund	State Road Fund	State Road Bond Fund	Nonmajor Funds	Internal Service Funds	Agency Funds
Cash and investments:						
Cash and investments pooled in the State Treasury	\$15,081,847	\$756,042,660	\$36,713,588	\$22,072,948	\$ ---	\$ ---
Cash deposited with banks	---	---	---	---	9,474	---
U.S. agency obligations	---	---	---	---	119,749,143	---
U.S. Treasury obligations	---	---	---	---	18,419	---
Repurchase agreements	---	---	---	---	21,748,106	---
Total	<u>\$15,081,847</u>	<u>\$756,042,660</u>	<u>\$36,713,588</u>	<u>\$22,072,948</u>	<u>\$141,525,142</u>	<u>\$ ---</u>
Restricted assets:						
Cash and investments pooled in the State Treasury	\$ ---	\$ 71,078,800	\$ ---	\$ ---	\$ ---	\$ ---
Cash and investments pooled with the Mo. Dept. of Revenue	---	---	---	---	---	4,473,841
Cash deposited with banks	---	---	---	---	---	33,907,810
U.S. Treasury obligations	---	---	---	---	200,000	---
Certificate of deposit	---	---	---	---	100,000	---
Total	<u>\$ ---</u>	<u>\$ 71,078,800</u>	<u>\$ ---</u>	<u>\$ ---</u>	<u>\$ 300,000</u>	<u>\$38,381,651</u>

At June 30, 2015, the Department's cash and investments consisted of the following:

	State Highways and Transportation Department Fund	State Road Fund	State Road Bond Fund	Nonmajor Funds	Internal Service Funds	Agency Funds
Cash and investments:						
Cash and investments pooled in the State Treasury	\$6,761,118	\$713,355,794	\$41,015,693	\$24,130,231	\$ ---	\$ ---
Cash deposited with banks	---	---	---	---	163,293	---
U.S. agency obligations	---	---	---	---	123,943,346	---
U.S. Treasury obligations	---	---	---	---	16,864	---
Repurchase agreements	---	---	---	---	11,639,443	---
Total	<u>\$6,761,118</u>	<u>\$713,355,794</u>	<u>\$41,015,693</u>	<u>\$24,130,231</u>	<u>\$135,762,946</u>	<u>\$ ---</u>
Restricted assets:						
Cash and investments pooled in the State Treasury	\$ ---	\$ 71,054,650	\$ ---	\$ ---	\$ ---	\$ ---
Cash and investments pooled with the Mo. Dept. of Revenue	---	---	---	---	---	10,764,063
Cash deposited with banks	---	---	---	---	---	54,355,809
U.S. Treasury obligations	---	---	---	---	200,000	---
Certificate of deposit	---	---	---	---	100,000	---
Total	<u>\$ ---</u>	<u>\$ 71,054,650</u>	<u>\$ ---</u>	<u>\$ ---</u>	<u>\$ 300,000</u>	<u>\$65,119,872</u>

The maturities of mortgage-backed investments have been estimated based on the weighted average life of the investment type. Estimated maturities will differ from actual maturities because issuers may have the right to call or prepay obligations.

The Department categorizes its fair value measurements within the fair value hierarchy established by generally accepted accounting principles. The hierarchy is based on the valuation inputs used to measure the fair value of the asset. Level 1 inputs are quoted prices in active markets for identical assets. Level 2 inputs are significant other observable inputs comprised of quoted prices for similar assets or liabilities in active markets. Level 3 inputs are significant unobservable inputs. The Department's participation in the State Treasurer's Office cash and investment pool is valued based on the Department's proportional share of the pool's assets, which is the equivalent of net asset value. Accordingly, the cash and investments within the State Treasurer's Office pool are not categorized as being level 1, 2 or 3.

At June 30, 2016, MoDOT's investments have the following average maturities and ratings:

<u>Investment by Type</u>	<u>Rating</u>		<u>Total Investments</u>	<u>Investment Maturities (in years)</u>			<u>Fair Value Measurements</u>	
	<u>Moody's</u>	<u>S&P</u>		<u>Less than</u>	<u>1-5 years</u>	<u>6-10 years</u>	<u>Level 1</u>	<u>Level 2</u>
				<u>1 year</u>				
Repurchase agreements	Aaa	AA+	\$ 21,748,106	\$21,748,106	\$ ---	\$ ---	\$ ---	\$ 21,748,106
U.S. Treasury obligations	Aaa	AA+	218,419	---	218,419	---	218,419	---
U.S. agency obligations	Aaa	AA+	<u>119,749,143</u>	<u>12,779,431</u>	<u>105,284,593</u>	<u>1,685,119</u>	---	<u>119,749,143</u>
			<u>\$141,715,668</u>	<u>\$34,527,537</u>	<u>\$105,503,012</u>	<u>\$1,685,119</u>	<u>\$218,419</u>	<u>\$141,497,249</u>

At June 30, 2015, MoDOT's investments have the following average maturities and ratings:

<u>Investment by Type</u>	<u>Rating</u>		<u>Total Investments</u>	<u>Investment Maturities (in years)</u>			<u>Fair Value Measurements</u>	
	<u>Moody's</u>	<u>S&P</u>		<u>Less than</u>	<u>1-5 years</u>	<u>6-10 years</u>	<u>Level 1</u>	<u>Level 2</u>
				<u>1 year</u>				
Repurchase agreements	Aaa	AA+	\$ 11,639,443	\$11,639,443	\$ ---	\$ ---	\$ ---	\$ 11,639,443
U.S. Treasury obligations	Aaa	AA+	216,864	---	216,864	---	216,864	---
U.S. agency obligations	Aaa	AA+	<u>123,943,346</u>	<u>2,027,008</u>	<u>112,989,131</u>	<u>8,927,207</u>	---	<u>123,943,346</u>
			<u>\$135,799,653</u>	<u>\$13,666,451</u>	<u>\$113,205,995</u>	<u>\$8,927,207</u>	<u>\$216,864</u>	<u>\$135,582,789</u>

Note 3: Receivables

Reimbursement receivables consist of billings to outside entities for repayment of expenditures incurred by MoDOT. Also included are miscellaneous receivables from contractors and others. Reimbursement receivables are shown net of an allowance for doubtful accounts of \$2,005,350 and \$2,957,672 at June 30, 2016 and 2015, respectively. The Department provides an allowance based upon a review of the outstanding receivables, historical collection information and existing economic conditions.

Contributions receivable consists of amounts due from participating employers and members in the Department's insurance and risk management plans. The federal government receivable represents funds to be received on federally-participating projects. Loans receivable represents loans to cities and counties for nonhighway-related projects, such as airport improvements.

Receivables at June 30, 2016 for the government's individual major funds, nonmajor funds and internal service funds were as follows:

	<u>State Highways and Transportation Department Fund</u>	<u>State Road Fund</u>	<u>State Road Bond Fund</u>	<u>Nonmajor Funds</u>
State taxes and fees	\$104,483,200	\$ 20,966,553	\$16,217,942	\$ 562,254
Federal government	---	64,253,437	---	6,673,683
Miscellaneous:				
Reimbursements	1,484,876	14,541,134	---	1,189,532
Interest	59,904	1,038,672	69,720	23,496
Contributions	---	---	---	---
Total miscellaneous	<u>1,544,780</u>	<u>15,579,806</u>	<u>69,720</u>	<u>1,213,028</u>
Loans	---	---	---	<u>1,041,426</u>
Total receivables	<u>\$106,027,980</u>	<u>\$100,799,796</u>	<u>\$16,287,662</u>	<u>\$ 9,490,391</u>

Receivables at June 30, 2015 for the government's individual major funds, nonmajor funds and internal service funds were as follows:

	<u>State Highways and Transportation Department Fund</u>	<u>State Road Fund</u>	<u>State Road Bond Fund</u>	<u>Nonmajor Funds</u>
State taxes and fees	\$ 97,565,630	\$ 18,895,606	\$14,746,988	\$ 487,837
Federal government	---	65,767,339	---	6,999,622
Miscellaneous:				
Reimbursements	2,367,153	21,018,051	---	1,184,980
Interest	61,134	1,193,231	95,762	29,773
Contributions	---	---	---	---
Total miscellaneous	<u>2,428,287</u>	<u>22,211,282</u>	<u>95,762</u>	<u>1,214,753</u>
Loans	---	---	---	<u>1,361,372</u>
Total receivables	<u>\$ 99,993,917</u>	<u>\$106,874,227</u>	<u>\$14,842,750</u>	<u>\$10,063,584</u>

<u>Internal Service Funds</u>	<u>Total</u>	<u>Due Within One Year</u>
\$ ---	\$ 142,229,949	\$ 142,229,949
---	70,927,120	70,927,120
664,603	17,880,145	12,072,214
245,682	1,437,474	1,437,474
<u>2,088,226</u>	<u>2,088,226</u>	<u>2,088,226</u>
<u>2,998,511</u>	<u>21,405,845</u>	<u>15,597,914</u>
---	<u>1,041,426</u>	<u>335,522</u>
<u>\$2,998,511</u>	<u>\$235,604,340</u>	<u>\$229,090,505</u>

<u>Internal Service Funds</u>	<u>Total</u>	<u>Due Within One Year</u>
\$ ---	\$ 131,696,061	\$ 131,696,061
---	72,766,961	72,766,961
595,615	25,165,799	14,333,331
315,716	1,695,616	1,695,616
<u>1,577,078</u>	<u>1,577,078</u>	<u>1,577,078</u>
<u>2,488,409</u>	<u>28,438,493</u>	<u>17,606,025</u>
---	<u>1,361,372</u>	<u>327,998</u>
<u>\$2,488,409</u>	<u>\$234,262,887</u>	<u>\$222,397,045</u>

Note 4: Capital Assets

Changes in capital assets for the year ended June 30, 2016 are summarized below:

	<u>Beginning Balance</u>	<u>Additions</u>	<u>Deletions/ Retirements</u>	<u>Transfers</u>	<u>Ending Balance</u>
Nondepreciable capital assets					
Land and permanent easements	\$ 2,633,659,470	\$ 382,727	\$ 4,748,798	\$ 12,624,474	\$ 2,641,917,873
Software in progress	3,891,104	809,167	---	(126,298)	4,573,973
Construction in progress	12,974,826	12,872,959	---	(15,038,430)	10,809,355
Infrastructure in progress	<u>1,640,463,174</u>	<u>628,975,148</u>	<u>---</u>	<u>(906,572,758)</u>	<u>1,362,865,564</u>
Total nondepreciable capital assets	<u>4,290,988,574</u>	<u>643,040,001</u>	<u>4,748,798</u>	<u>(909,113,012)</u>	<u>4,020,166,765</u>
Depreciable/amortizable capital assets					
Land improvements	29,863,040	331,283	71,943	292,820	30,415,200
Buildings	272,895,909	2,688,759	5,642,948	2,121,136	272,062,856
Software	24,117,972	3,120,683	184,500	126,298	27,180,453
Equipment and vehicles	509,212,565	40,725,957	28,443,270	---	521,495,252
Temporary easements	1,617,932	971,775	796,244	---	1,793,463
Infrastructure	<u>48,830,901,017</u>	<u>---</u>	<u>80,337,067</u>	<u>906,572,758</u>	<u>49,657,136,708</u>
Total depreciable/amortizable capital assets	<u>49,668,608,435</u>	<u>47,838,457</u>	<u>115,475,972</u>	<u>909,113,012</u>	<u>50,510,083,932</u>
Accumulated depreciation/amortization					
Land improvements	13,078,976	1,212,402	18,267	---	14,273,111
Buildings	112,841,639	8,330,075	2,905,729	---	118,265,985
Software	18,190,122	2,519,369	184,500	---	20,524,991
Equipment and vehicles	333,373,497	27,406,545	27,019,445	---	333,760,597
Temporary easements	703,770	539,227	796,244	---	446,753
Infrastructure	<u>23,806,336,596</u>	<u>434,312,086</u>	<u>69,961,362</u>	<u>---</u>	<u>24,170,687,320</u>
Total accumulated depreciation/amortization	<u>24,284,524,600</u>	<u>474,319,704</u>	<u>100,885,547</u>	<u>---</u>	<u>24,657,958,757</u>
Total depreciable/amortizable capital assets, net	<u>25,384,083,835</u>	<u>(426,481,247)</u>	<u>14,590,425</u>	<u>909,113,012</u>	<u>25,852,125,175</u>
Total net capital assets	<u>\$ 29,675,072,409</u>	<u>\$ 216,558,754</u>	<u>\$ 19,339,223</u>	<u>\$ ---</u>	<u>\$ 29,872,291,940</u>

Changes in capital assets for the year ended June 30, 2015, as restated, are summarized below:

<u>Beginning Balance</u>	<u>Additions</u>	<u>Deletions/ Retirements</u>	<u>Transfers</u>	<u>Ending Balance</u>
\$ 2,486,248,707	\$ 1,219,839	\$ 8,746,631	\$ 154,937,555	\$ 2,633,659,470
3,424,179	1,463,061	---	(996,136)	3,891,104
158,653,614	17,710,756	---	(163,389,544)	12,974,826
<u>2,170,081,897</u>	<u>619,488,309</u>	<u>---</u>	<u>(1,149,107,032)</u>	<u>1,640,463,174</u>
<u>4,818,408,397</u>	<u>639,881,965</u>	<u>8,746,631</u>	<u>(1,158,555,157)</u>	<u>4,290,988,574</u>
28,965,221	---	139,068	1,036,887	29,863,040
268,496,309	170,373	3,185,875	7,415,102	272,895,909
21,028,559	2,208,505	115,228	996,136	24,117,972
500,025,957	30,748,799	21,562,191	---	509,212,565
2,160,208	302,616	844,892	---	1,617,932
<u>47,728,369,915</u>	<u>---</u>	<u>46,575,930</u>	<u>1,149,107,032</u>	<u>48,830,901,017</u>
<u>48,549,046,169</u>	<u>33,430,293</u>	<u>72,423,184</u>	<u>1,158,555,157</u>	<u>49,668,608,435</u>
11,974,607	1,233,466	129,097	---	13,078,976
106,157,122	8,743,124	2,058,607	---	112,841,639
15,901,929	2,403,158	114,965	---	18,190,122
326,483,629	27,468,469	20,578,601	---	333,373,497
828,676	719,986	844,892	---	703,770
<u>23,429,496,032</u>	<u>413,651,064</u>	<u>36,810,500</u>	<u>---</u>	<u>23,806,336,596</u>
<u>23,890,841,995</u>	<u>454,219,267</u>	<u>60,536,662</u>	<u>---</u>	<u>24,284,524,600</u>
<u>24,658,204,174</u>	<u>(420,788,974)</u>	<u>11,886,522</u>	<u>1,158,555,157</u>	<u>25,384,083,835</u>
<u>\$ 29,476,612,571</u>	<u>\$ 219,092,991</u>	<u>\$ 20,633,153</u>	<u>\$ -----</u>	<u>\$ 29,675,072,409</u>

Note 5: Risk Management

The Department is exposed to various risks of loss related to torts; theft of, damage to and destruction of assets; errors and omissions; injuries to employees; and natural disasters. In addition, various lawsuits against the Department arise incident to the Department's normal operations. These risks have been classified as workers' compensation, vehicle liability, general liability, condemnation and inverse condemnation, contractor suits, employment suits, environmental regulatory liability and levy and drainage district suits. It is the policy of the Department to manage its risks internally, with the exception of purchased earthquake and major building insurance policies. No insurance settlements exceeded coverage in the last three years. In addition, all state employees and officers are covered by the state's Legal Expense Fund.

(A) Workers' Compensation, Vehicle and General Liabilities

The Department sets aside assets for the settlement of workers' compensation, vehicle liability and general liability claims in an internal service fund, the MHTC Self Insurance Fund. Section 537.610, RSMo. limits the liability of the state and its public entities on claims within the scope of Sections 537.600 to 537.650, RSMo., except for those claims governed by the provisions of the Missouri Workers' Compensation Law, Chapter 287, RSMo. The limits were \$2,734,567 and \$2,727,489 for all claims arising out of a single accident or occurrence, and \$410,185 and \$409,123 for any one person in a single accident or occurrence, at June 30, 2016 and 2015, respectively, as set by the Missouri Department of Insurance.

Estimated pending self insurance claims represent the expected losses to be realized on known claims pending and include minor non-incremental claims adjustment expenses. Estimated unreported claims represent expected losses or claims incurred but not reported. Amounts are reported based on actuarial calculations. Liabilities for incurred losses related to workers' compensation and general and vehicle liability claims are reported at their discounted value, assuming an investment yield of 2.0 percent.

Changes in pending self insurance claims and incurred but not reported claims for workers' compensation, vehicle and general liability during the past two years are:

	<u>Beginning Balance</u>	<u>Current Claims and Estimate Changes</u>	<u>Claim Payments</u>	<u>Ending Balance</u>
2016	\$84,252,816	\$20,592,758	\$14,199,216	\$90,646,358
2015	83,149,461	20,360,317	19,256,962	84,252,816

(B) Other Claims

Claims for condemnation and inverse condemnation, contractor suits, levy and drainage district suits, environmental regulatory liability and employment suits are paid from the State Road Fund. Liabilities are reported when it is probable that a loss has occurred and the amount of that loss can be reasonably estimated. As listed in the Financing and Other Obligations note disclosure, the Department has approximately \$13,469,000 and \$6,711,060 in claims and judgments payable at June 30, 2016 and 2015, respectively. The Department is involved in other such suits for which no liability has been recorded, as a probable loss has not occurred. The aggregate potential liability of all claims deemed probable or possible to result in a loss was estimated to be approximately \$17,574,000 and \$15,740,060 as of June 30, 2016 and 2015, respectively. These estimates are within a range of \$5,209,000 to \$121,935,751 and \$2,988,105 to \$115,584,105 as of June 30, 2016 and 2015, respectively.

Note 6: Medical and Life Insurance Plan

The MoDOT and Missouri State Highway Patrol (MSHP) Insurance Plan (the Medical and Life Insurance Plan) Internal Service Fund accounts for the medical coverage provided on a self insured basis and life insurance benefits underwritten by commercial insurance companies. These benefits are available to employees, retirees, certain disabled employees, spouses, certain dependents and survivors of deceased employees and retirees of the Department, the MSHP and the MoDOT and Patrol Employees' Retirement System (MPERS). Changes to plan benefits and funding are required to be approved by the Commission. Incurred but not reported claims of \$9,800,000 and \$11,000,000 were reported in the Medical and Life Insurance Plan as of June 30, 2016 and 2015, respectively.

Claims incurred but not reported represent estimated unreported claims. This liability is established from an actuarial report, which is based on data provided by the Department and claims administrators. Changes in the incurred but not reported claims liability during the past two years are:

	<u>Beginning Balance</u>	<u>Current Claims and Estimate Changes</u>	<u>Claim Payments</u>	<u>Ending Balance</u>
2016	\$11,000,000	\$116,525,337	\$117,725,337	\$ 9,800,000
2015	10,000,000	114,011,864	113,011,864	11,000,000

Note 7: Pension Plan

(A) General Information about the Pension Plan

1. Plan Description

MPERS provides retirement, death, and disability benefits. MPERS was established in accordance with Section 104.020, RSMo., and is administered by an 11-member Board of Trustees. The plan is administered in accordance with the requirements of a cost sharing, multiple-employer, public employee retirement plan under the Revised Statutes of Missouri. MPERS is a part of the state of Missouri financial reporting entity and is included in the State's financial reports as a component unit shown as a pension trust fund. As a separate legal entity, MPERS issues its own stand-alone financial report, which provides detailed information regarding actuarial assumptions and funding progress. Copies may be requested from the MoDOT and Patrol Employees' Retirement System, P.O. Box 1930, Jefferson City, Missouri 65102, or can be found online at www.mpers.org.

2. Benefits Provided

Employees eligible to be members of MPERS are those working in a position that normally requires the performance of duties for at least 1,040 hours annually. Benefits are designated by state statute. Any amendments to the plan require changes in state statute. MPERS has three benefit structures known as the Closed Plan, the Year 2000 Plan, and the Year 2000 Plan - 2011 Tier.

Closed Plan - Employees covered by the Closed Plan are fully vested for benefits upon receiving five years of creditable service. The base benefit in the Closed Plan is equal to 1.6 percent multiplied by the final average pay multiplied by years of creditable service. For members employed prior to August 28, 1997, Cost of Living Allowances (COLAs) are provided annually based on 80.0 percent of the increase in the Consumer Price Index for all urban consumers for the United States (CPI-U). The minimum rate is 4.0 percent and the maximum rate is 5.0 percent, until the cumulative amount of COLAs equals 65.0 percent of the original benefit. Thereafter, the 4.0 percent minimum rate is eliminated and the annual COLA rate will be equal to 80.0 percent of the increase in the CPI-U (annual maximum of 5.0 percent). For members employed on or after August 28, 1997, COLAs are provided annually based on 80.0 percent of the increase in the CPI-U, up to a maximum rate of 5.0 percent. This benefit structure is closed to new entrants.

Year 2000 Plan - Employees covered by the Year 2000 Plan are fully vested for benefits upon earning five years of creditable service. The base benefit in the Year 2000 Plan is equal to 1.7 percent multiplied by the final average pay multiplied by years of creditable service. Members retiring under the Rule of 80 receive an additional temporary benefit until age 62. The temporary benefit is equivalent to 0.8 percent multiplied by final average pay multiplied by years of creditable service. COLAs are provided annually based on 80.0 percent of the increase in the CPI-U, up to a maximum rate of 5.0 percent. This benefit structure is closed to new entrants.

Year 2000 Plan - 2011 Tier - Employees covered by the Year 2000 Plan – 2011 Tier are fully vested for benefits upon earning 10 years of creditable service. The base benefit in the 2011 Tier is equal to 1.7 percent multiplied by the final average pay multiplied by years of creditable service. Members retiring under the Rule of 90 receive an additional temporary benefit until age 62. The temporary benefit is equivalent to 0.8 percent multiplied by final average pay multiplied by years of creditable service. COLAs are provided annually based on 80.0 percent of the change in the CPI-U, up to a maximum rate of 5.0 percent.

3. Contributions

Employer contributions paid to the system are determined by an actuary and are set by the Board. Annual contribution amounts are designed to fund in advance the benefits designated by state statute. Employee contribution amounts are designated by state statute. New employees hired for the first time on or after January 1, 2011 (Year 2000 Plan-2011 Tier) contribute 4.0 percent of their pay. The Department's contributions to MPERS for fiscal years 2016 and 2015 were 58.05 percent and 58.76 percent, respectively, of eligible (covered) payroll. Required employer contributions totaling \$123,196,057 and \$124,597,572 for fiscal years 2016 and 2015, respectively, represent funding of normal costs and amortization of the unfunded accrued liability. Actual contributions made were 100.0 percent of required contributions. The fiscal year 2016 contribution rate was based on a 10-year closed amortization period for unfunded retiree liabilities and a 25-year closed amortization period for other unfunded liabilities.

(B) Actuarial Information

The total pension liability was determined by actuarial valuations as of June 30, 2015 and 2014, using the following actuarial assumptions, applied to all prior periods included in the measurements:

Inflation	3.0%
Salary increases	3.5% to 11%
Investment rate of return	7.75%
Cost-of-living adjustments	2.40% compound

The mortality tables for post-retirement mortality, used in evaluating allowances to be paid to non-disabled pensioners, were the RP2000 Combined Healthy Mortality Tables projected 16 years and set back one year for males and females. Pre-retirement mortality used was 70 percent for males and 50 percent for females of the postretirement tables, set back one year for males and females. Disabled pension mortality was based on Pension Benefit Guaranty Corporation's Disabled Mortality Tables. The healthy mortality tables include a margin for mortality improvement. The margin is in the 16-year projection. The disabled mortality tables do not include a margin for mortality improvement.

The actuarial assumptions used in the 2015 and 2014 valuations were based on the results of an actuarial experience study for the period July 1, 2007 – June 30, 2012.

The Board of Trustees establishes MPERS' policy in regard to the allocation of invested assets, and may amend the policy. The following is MPERS' asset allocation policy as of June 30, 2015 and 2014:

<u>Asset Class</u>	<u>Target Allocation</u>
Global equity	30 %
Private equity	15
Fixed income	25
Real assets	5
Real estate	10
Hedge funds	15
Cash	0

The long-term (30-year) expected rate of return on pension plan investments was determined using a building-block method in which best-estimate ranges of expected future real rates of return (expected returns, net of pension plan investment expense and inflation) are developed for each major asset class. These ranges are combined to produce the long-term expected rate of return by weighting the expected future real rates of return by the target asset allocation percentage and by adding expected inflation. Best estimates of arithmetic real rates of return were adopted by the plan's trustees after considering input from the plan's investment consultant(s) and actuary(ies). The estimated long-term expected real rates of return for each major asset class included in MPERS' target asset allocation as of June 30, 2015 and 2014 are summarized in the following table:

<u>Asset Class</u>	<u>2015</u>	<u>2014</u>
Global equity	4.80%	5.05%
Private equity	6.50	6.75
Fixed income	0.50	0.59
Real assets	4.75	4.75
Real estate	2.75	2.75
Hedge funds	3.00	3.00

A single discount rate of 7.75 percent was used to measure the total pension liability. This single discount rate was based on the expected rate of return on pension plan investments of 7.75 percent. The projection of cash flows used to determine this single discount rate assumed that plan member contributions will be made at the current contribution rate and that employer contributions will be made at rates equal to the difference between actuarially determined contribution rates and the member rate. Based on these assumptions, the pension plan's fiduciary net position was projected to be available to make all projected future benefit payments of current plan members. Therefore, the long-term expected rate of return on pension plan investments was applied to all periods of projected benefit payments to determine the total pension liability.

Regarding the sensitivity of the net pension liability to changes in the single discount rate, the following presents the Department's proportional share of the plan's net pension liability, calculated using a single discount rate of 7.75 percent, as well as what the Department's proportional share of the plan's net pension liability would be if it were calculated using a single discount rate that is one-percentage point lower or one-percentage point higher for the valuations as of June 30, 2015 and 2014.

	<u>1 Percent Decrease (6.75%)</u>	<u>Current Discount Rate (7.75%)</u>	<u>1 Percent Increase (8.75%)</u>
2016	\$1,327,528,345	\$1,061,941,581	\$826,700,939
2015	1,357,138,116	1,079,844,816	848,581,820

(C) Liabilities, Expenses, Deferred Outflows of Resources and Deferred Inflows of Resources Related to Pensions

The Department reported a liability of \$1,061.9 million and \$1,079.8 million for its proportionate share of the net pension liability at June 30, 2016 and 2015, respectively. The net pension liability was measured as of June 30, 2015 and June 30, 2014, and the total pension liability used to calculate the net pension liability was determined by an actuarial valuation as of those dates. The Department's proportion of the net pension liability was based on a projection of the Department's long-term share of contributions to the pension plan relative to the projected contributions of all participating departments, actuarially determined. At June 30, 2015 and 2014, the Department's proportion was 62.23 percent and 63.79 percent. The Department recognized pension expense of \$78.2 million and \$91.9 million for the years ended June 30, 2016 and 2015, respectively.

The Department reported deferred outflows of resources and deferred inflows of resources related to pensions from the following sources:

	<u>2016</u>		<u>2015</u>	
	<u>Deferred Outflows of Resources</u>	<u>Deferred Inflows of Resources</u>	<u>Deferred Outflows of Resources</u>	<u>Deferred Inflows of Resources</u>
Difference between expected and actual experience	\$ ---	\$12,301,354	\$ ---	\$ 8,663,279
Changes in proportion and differences between employer contributions and share of contributions	230,852	22,257,871	---	---
Net difference between projected and actual investment earnings on pension plan investment	---	42,569,916	---	97,294,407
Contributions subsequent to measurement date	<u>123,196,057</u>	<u>---</u>	<u>124,597,572</u>	<u>---</u>
Total	<u>\$123,426,909</u>	<u>\$77,129,141</u>	<u>\$124,597,572</u>	<u>\$105,957,686</u>

Deferred outflows and inflows of resources resulting from contributions subsequent to the measurement date will be recognized as a change to the net pension liability in each subsequent year. Other amounts reported as deferred outflows of resources and deferred inflows of resources related to pensions will be recognized in pension expense as follows:

	<u>2016 Net Deferred Inflows of Resources</u>	<u>2015 Net Deferred Inflows of Resources</u>
2016	\$ ---	\$ 26,896,675
2017	27,705,413	26,896,675
2018	27,705,413	26,896,675
2019	26,116,264	25,267,661
2020	<u>(4,628,801)</u>	<u>---</u>
Total	<u>\$ 76,898,289</u>	<u>\$105,957,686</u>

Note 8: Other Post-Employment Benefits (OPEB)

The Department provides a portion of healthcare insurance through the Medical and Life Insurance Plan, as discussed in the prior Note, in accordance with Section 104.270, RSMo. For purposes of reporting OPEB costs and obligations in accordance with GASB Statement 45, the Insurance Plan is disclosed within the state of Missouri reporting entity as a single employer plan. However, it is disclosed for the Department’s reporting purposes as an agent, multiple-employer plan, as it includes employees of MoDOT, MSHP and MPERS, and is not a separate legal entity. These other post-employment benefit costs are included in the Medical and Life Insurance Plan Internal Service Fund.

Eligible members are employees who retire from the Department participating in the Medical and Life Insurance Plan with a minimum of five years of creditable service if hired before January 1, 2011 or ten years of creditable service if hired on or after January 1, 2011. Premiums vary by coverage categories, which include retirees, certain disabled employees, spouses, certain dependents and survivors of deceased employees and retirees. Subscribers’ and the Department’s required contribution rates average approximately 31.7 percent and 68.3 percent, respectively, of total premiums. Plan subscriber contributions range from \$88 to \$921 per month. The medical insurance benefits, and employer and member contribution amounts, are recommended by the Medical and Life Insurance Plan’s Board of Trustees and are approved by the Commission. Medical premiums for employees who retire on or after January 1, 2015, are based on total years of service, with the Commission contributing 2.0 percent per year of service, not to exceed 50.0 percent of the total premium. The Insurance Plan is financed on a pay-as-you-go basis.

	<u>Plan Total</u>			<u>Department Portion</u>		
	<u>2016</u>	<u>2015</u>	<u>2014</u>	<u>2016</u>	<u>2015</u>	<u>2014</u>
Annual OPEB cost	\$ 65,104,839	\$ 72,601,215	\$ 73,230,318	\$ 44,004,939	\$ 50,179,235	\$ 50,586,458
Net OPEB obligations at year end	584,624,842	544,582,647	499,473,379	405,682,013	380,743,798	351,544,236
Percent cost contributed	n/a	n/a	n/a	43 %	42 %	42 %

The Department contributed \$19.1 million and \$21.0 million, including implicit rate subsidies, during each of the fiscal years 2016 and 2015, respectively. Payments for OPEB liabilities are made from the Road Fund. Although funding is not related to payroll amounts, an equivalent Annual Required Contribution (ARC) rate would be 20.7 percent and 23.7 percent of annual covered payroll of \$212,224,044 and \$212,044,881 for fiscal years 2016 and 2015, respectively. MoDOT’s share of the changes in the Plan’s net OPEB obligation at June 30, 2016 and 2015 is as follows:

	<u>2016</u>	<u>2015</u>
Normal cost	\$ 17,017,050	\$ 17,238,832
Amortization payment	31,012,901	35,406,639
Interest on net OPEB obligation	17,150,950	18,188,537
Adjustment to ARC	<u>(21,175,962)</u>	<u>(20,654,773)</u>
Annual OPEB cost	44,004,939	50,179,235
Contributions	<u>(19,066,724)</u>	<u>(20,979,673)</u>
Increase in net OPEB obligation	24,938,215	29,199,562
Net OPEB obligation – beginning of year	<u>380,743,798</u>	<u>351,544,236</u>
Net OPEB obligation – end of year	<u>\$ 405,682,013</u>	<u>\$ 380,743,798</u>

Based on an actuarial valuation report as of July 1, 2015, the Plan’s total actuarial accrued liability is \$793.2 million. Because the Plan is an internal service fund of the Department, the Plan’s assets have not been set aside; therefore, there is no actuarial value of assets. The Department’s portion of the actuarial accrued liability at year-end was as follows:

Actuarial accrued liability (AAL)	\$557,611,967
Actuarial value of assets	---
Unfunded actuarial accrued liability (UAAL)	<u>\$557,611,967</u>
Funded ratio (actuarial value of plan assets/AAL)	0 %
Fiscal Year 2016 covered payroll	\$212,224,044
UAAL as a percentage of covered payroll	263 %

Actuarial valuations reflect a long-term perspective and involve estimates of the value of reported amounts and assumptions about the probability of events far into the future. These calculations are subject to continual revision as actual results are compared to past expectations and new estimates are made about the future. A Schedule of Funding Progress, presented as Required Supplementary Information, follows the Notes to the Financial Statements. The actuarial calculations have been based on the substantive plan in place at the time of valuation and on the pattern of cost sharing between the employers and members at that point. The actuarial methods and assumptions utilized in the valuation were as follows:

Actuarial cost method	projected unit credit
UAAL amortization method	level dollar amount
UAAL amortization period, closed/open	30 years, open
Investment return (discount) rate	4.0%
Healthcare cost trend rate	7.0%, decreasing to 4.5% in 2017

Note 9: Financing and Other Obligations

Changes in long-term obligations for the year ended June 30, 2016 were as follows:

<u>Obligation</u>	<u>Beginning Balance</u>	<u>Additions</u>	<u>Reductions</u>	<u>Ending Balance</u>	<u>Due Within One Year</u>
State road bonds	\$2,509,620,000	\$ ---	\$168,470,000	\$2,341,150,000	\$190,770,000
Notes issued	7,229,834	---	6,585,335	644,499	---
Capital leases	60,118	113,977	47,459	126,636	45,965
Claims and judgments	6,711,060	13,459,000	6,701,060	13,469,000	13,469,000
Compensated absences	32,272,194	19,004,211	19,719,177	31,557,228	19,719,177
Pollution remediation	---	---	---	---	---
	<u>\$2,555,893,206</u>	<u>\$32,577,188</u>	<u>\$201,523,031</u>	<u>\$2,386,947,363</u>	<u>\$224,004,142</u>
Amortization of financing activity:					
Discount				\$ (13,150)	
Premium				<u>166,753,471</u>	
				<u>\$2,553,687,684</u>	

Changes in long-term obligations for the year ended June 30, 2015 were as follows:

<u>Obligation</u>	<u>Beginning Balance</u>	<u>Additions</u>	<u>Reductions</u>	<u>Ending Balance</u>	<u>Due Within One Year</u>
State road bonds	\$2,679,170,000	\$ ---	\$ 169,550,000	\$2,509,620,000	\$168,470,000
Notes issued	22,923,199	3,618,567	19,311,932	7,229,834	6,585,335
Capital leases	92,683	18,362	50,927	60,118	38,697
Claims and judgments	2,892,945	5,223,332	1,405,217	6,711,060	5,243,560
Compensated absences	33,432,838	20,767,706	21,928,350	32,272,194	21,928,350
Pollution remediation	---	2,980	2,980	---	---
	<u>\$2,738,511,665</u>	<u>\$ 29,630,947</u>	<u>\$ 212,249,406</u>	<u>\$2,555,893,206</u>	<u>\$202,265,942</u>
Amortization of financing activity:					
Discount				\$ (18,534)	
Premium				<u>199,322,027</u>	
				<u>\$2,755,196,699</u>	

Information related to claims and judgments and compensated absences can be found in the Summary of Significant Accounting Policies Note and the Risk Management Note.

Payments on State Road bonds are made from the Road Fund and the Road Bond Fund. Compensated absences are made by the governmental funds from which the related salaries are paid. All other long-term obligation payments are liquidated from the Road Fund.

House Bill 1742, signed by the Governor on May 30, 2000, authorized the Department to issue bonds of \$2.25 billion through 2006, with no more than \$500.0 million issued in any one year. Under Constitutional Amendment 3, approved by Missouri voters on November 2, 2004, the authority of the Commission to issue State Road bonds is not subject to statutory provisions.

(A) State Road Bonds

1. Bonded Debt Detail

	<u>2016</u>	<u>2015</u>
Series A 2006 State Road bonds, originally issued for \$296,670,000, to finance projects pursuant to the Smoother, Safer, Sooner road and bridge program; due in annual installments of \$10,000,000 to \$49,085,000; beginning in 2009 through 2021; interest varying from 3.75 percent to 5.00 percent; secured by revenues collected under Article IV, Section 30(b) of the Missouri Constitution.	\$ ---	\$ 22,520,000
Series 2006 Refunding State Road bonds, originally issued for \$394,870,000, to advance refund certain portions of Series A 2000 through 2003 State Road bonds; due in annual installments of \$13,110,000 to \$61,200,000 beginning February 1, 2013 through 2022; interest varying from 4.00 percent to 5.00 percent; secured by revenues collected under Article IV, Section 30(b) of the Missouri Constitution.	251,745,000	291,045,000
Series A 2007 State Road bonds, originally issued for \$526,800,000, to finance projects pursuant to the Smoother, Safer, Sooner road and bridge program due in annual installments of \$1,600,000 to \$69,765,000 beginning in 2009 through 2027; interest varying from 4.00 percent to 5.25 percent; secured by revenues collected under Article IV, Section 30(b) of the Missouri Constitution.	86,515,000	143,175,000
Series A 2008 Federal Reimbursement State Road bonds, originally issued for \$142,735,000, to finance federally-eligible projects, including the new I-64 project in St. Louis, due in annual installments of \$7,140,000 to \$12,870,000 beginning in 2011 through 2025; interest varying from 3.00 percent to 5.00 percent; secured by revenues collected from federal highway reimbursements.	96,385,000	104,805,000
Series A 2009 Federal Reimbursement State Road bonds, originally issued for \$195,625,000, to finance federally-eligible projects, including the Safe and Sound bridge program, due in annual installments of \$14,505,000 to \$21,870,000 beginning in 2011 through 2021; interest varying from 2.00 percent to 5.00 percent; secured by revenues collected from federal highway reimbursements.	99,905,000	117,365,000
Series B 2009 Federal Reimbursement State Road bonds, originally issued for \$404,375,000, to finance federally-eligible projects, including the Safe and Sound bridge program, due in annual installments of \$23,175,000 to \$43,250,000 beginning in 2022 through 2033; interest varying from 4.80 percent to 5.45 percent, exclusive of expected U.S. Treasury subsidy; secured by revenues collected from federal highway reimbursements.	404,375,000	404,375,000
Series C 2009 State Road bonds, originally issued for \$300,000,000, to finance projects pursuant to Amendment 3 due in annual installments of \$19,070,000 to \$28,015,000 beginning in 2017 through 2029; interest varying from 4.31 percent to 5.63 percent, exclusive of expected U.S. Treasury subsidy; secured by revenues collected under Article IV, Section 30(b) of the Missouri Constitution.	300,000,000	300,000,000
Series A 2010 Federal Reimbursement State Road bonds, originally issued for \$128,865,000, to finance federally-eligible projects, including the new Mississippi River Bridge in St. Louis and the Safe and Sound bridge program, due in annual installments of \$2,745,000 to \$13,610,000 beginning in 2011 through 2022; interest varying from 1.50 percent to 5.00 percent; secured by revenues collected from federal highway reimbursements.	66,015,000	77,460,000
Series B 2010 Federal Reimbursement State Road bonds, originally issued for \$56,135,000, to finance federally-eligible projects, including the new Mississippi River Bridge in St. Louis and the Safe and Sound bridge program, due in annual installments of \$11,290,000 to \$15,425,000 beginning in 2022 through 2025; interest varying from 4.72 percent to 5.02 percent, exclusive of expected U.S. Treasury subsidy; secured by revenues collected from federal highway reimbursements.	56,135,000	56,135,000
Series C 2010 Refunding State Road bonds, originally issued for \$130,390,000, to advance refund certain portions of Series A 2001 through 2003 State Road bonds; due in annual installments of \$1,205,000 to \$31,145,000 beginning February 1, 2013 through 2023; interest varying from 3.00 percent to 5.00 percent; secured by revenues collected under Article IV, Section 30(b) of the Missouri Constitution.	79,085,000	91,750,000

Series A 2014 First Lien Refunding State Road bonds, originally issued for \$589,015,000, to advance refund certain portions of Series A & B 2006 First Lien State Road bonds; due in annual installments of \$18,810,000 to \$104,510,000 beginning May 1, 2017 through 2026; interest varying from 2.00 percent to 5.00 percent; secured by revenues collected under Article IV, Section 30(b) of the Missouri Constitution.

589,015,000 589,015,000

Series B 2014 Second Lien Refunding State Road bonds, originally issued for \$311,975,000, to advance refund certain portions of Series 2007 Second Lien State Road bonds; due in annual installments of \$3,130,000 to \$68,350,000 beginning May 1, 2018 through 2025; interest varying from 3.00 percent to 5.00 percent; secured by revenues collected under Article IV, Section 30(b) of the Missouri Constitution.

311,975,000 311,975,000
\$2,341,150,000 \$2,509,620,000

2. Tax Status of Bonds

Tax-Exempt issuances: The Series Refunding 2006 and 2010 bonds are Senior Bonds and would take priority in payment over other bonds. The Series A and B 2006 and Refunding Series A 2014 bonds are First Lien bonds. The Series A 2007 bonds and Refunding Series B 2014 are Second Lien bonds. The Series A 2008, A 2009 and A 2010 bonds are liens on federal highway reimbursement revenues. As tax-exempt issuances, these bonds are subject to federal arbitrage regulations.

Taxable issuances: The Series B 2009 and B 2010 bonds are liens on federal highway reimbursement revenues. The Series C 2009 bonds are Third Lien bonds. These bonds are taxable Build America Bonds as established under the American Recovery and Reinvestment Act of 2009.

3. Bond Debt Maturity

Annual debt service requirements to maturity are indicated in the following schedule. The interest amounts for the demand obligation bonds reflect the year-end rate of 0.18 percent and are based upon the current debt service schedule. The interest payments for the Build America Bonds are shown excluding the expected receipt of interest subsidy payments from the U.S. Treasury.

<u>Fiscal Year</u>	<u>Principal Due</u>	<u>Interest Due</u>	<u>Total Due</u>
2017	\$ 190,770,000	\$ 116,788,687	\$ 307,558,687
2018	200,185,000	107,954,523	308,139,523
2019	209,355,000	98,351,723	307,706,723
2020	218,270,000	88,317,734	306,587,734
2021	212,500,000	77,732,263	290,232,263
2022-2026	939,640,000	238,510,852	1,178,150,852
2027-2031	285,415,000	64,679,176	350,094,176
2032-2036	<u>85,015,000</u>	<u>6,984,029</u>	<u>91,999,029</u>
	<u>\$2,341,150,000</u>	<u>\$799,318,987</u>	<u>\$3,140,468,987</u>

4. Defeased Debt – Fiscal Year 2014

In June 2014, the Commission defeased \$977.8 million in State Road Bonds by placing funds into an irrevocable trust to provide for future debt service payments of portions of the Series A 2006, B 2006, and 2007 bonds. As result, the trust account assets and those portions of the bonds are excluded from the Department’s financial statements. The amounts of outstanding bonds considered defeased at June 30, 2016 are as follows:

<u>Bond Series</u>	<u>Principal Defeased</u>
2007	<u>\$325,290,000</u>

(B) Notes Issued

1. Notes Issued Detail

	<u>2016</u>	<u>2015</u>
City of O'Fallon; to accelerate a portion of the Route 364 (Page Avenue Extension) project, which consists of constructing a south outer road; principal due July 1, 2015; no interest will accrue.	\$ ---	\$6,585,335
County of St. Charles; to provide a location, needs and cost study of a river crossing on Highway 40 between St. Louis County and St. Charles County; principal due July 1, 2020; no interest will accrue.	<u>644,499</u>	<u>644,499</u>
	<u>\$ 644,499</u>	<u>\$7,229,834</u>

2. Notes Issued Debt Maturity

Annual debt service requirements to maturity for all notes issued are indicated in the following schedule. In addition to the notes described in Notes Issued Detail, the Commission is responsible for loan interest payments to make improvements to Highway 36, due in annual installments beginning in fiscal year 2011 through 2020, at an interest rate of 3.99 percent. The U.S. Highway 36 – Interstate 72 Corridor Transportation Development District is responsible for principal payments.

<u>Fiscal Year</u>	<u>Principal Due</u>	<u>Interest Due</u>	<u>Total Due</u>
2017	\$ ---	\$ 506,783	\$ 506,783
2018	---	382,894	382,894
2019	---	259,403	259,403
2020	---	155,065	155,065
2021	<u>644,499</u>	---	<u>644,499</u>
	<u>\$ 644,499</u>	<u>\$1,304,145</u>	<u>\$1,948,644</u>

(C) Capital Lease Obligations

The Department is committed under several capital leases to finance the acquisition of equipment. Lease-purchase agreements for equipment grant a security interest in the related capital assets. The assets acquired through these capital leases are included in capital assets as follows:

	<u>2016</u>	<u>2015</u>
Equipment	\$179,617	\$176,431
Less: accumulated depreciation	<u>51,276</u>	<u>118,239</u>
Capital leased assets, net	<u>\$128,341</u>	<u>\$ 58,192</u>

The following schedule presents the future minimum lease payments under the capital leases and the present value of the future minimum lease payments as of June 30, 2016:

<u>Year Ending</u>	<u>Future Minimum Lease Payments</u>
2017	\$ 47,782
2018	47,224
2019	34,693
2020	<u>161</u>
Total minimum lease payments	129,860
Less: amount representing interest	<u>3,224</u>
Present value of minimum lease payments	<u>\$126,636</u>

(D) Pollution Remediation Obligations

MoDOT is involved in remediation activities related to buildings and grounds caused by contamination and a fuel leak. The potential for additional pollution remediation exists; however, any future remediation obligations are not yet estimable.

Note 10: Tax Revenues

Tax revenues for the fiscal years 2016 and 2015 were as follows:

	State Highways and Transportation Department Fund	State Road Fund	State Road Bond Fund	Nonmajor Funds	Total 2016
Fuel taxes	\$516,986,442	\$ 108,038	\$ ---	\$ 271,362	\$517,365,842
Sales taxes	<u>1,645,590</u>	<u>167,352,857</u>	<u>171,930,722</u>	<u>9,442,925</u>	<u>350,372,094</u>
Total tax revenue	<u>\$518,632,032</u>	<u>\$167,460,895</u>	<u>\$171,930,722</u>	<u>\$9,714,287</u>	<u>\$867,737,936</u>

	State Highways and Transportation Department Fund	State Road Fund	State Road Bond Fund	Nonmajor Funds	Total 2015
Fuel taxes	\$492,700,999	\$ 128,680	\$ ---	\$ 246,646	\$493,076,325
Sales taxes	<u>1,624,896</u>	<u>159,900,440</u>	<u>164,274,352</u>	<u>9,620,024</u>	<u>335,419,712</u>
Total tax revenue	<u>\$494,325,895</u>	<u>\$160,029,120</u>	<u>\$164,274,352</u>	<u>\$ 9,866,670</u>	<u>\$828,496,037</u>

Taxes are remitted by the Missouri Department of Revenue to the Department subsequent to collection. The Department receives the following taxes:

- **Fuel taxes** are paid on the sale of gasoline, aviation fuel used in propelling aircraft with reciprocating engines and diesel fuel. The taxes are authorized by Sections 142.010 – 142.350, 155.080 and 155.090, and 142.362 – 142.621, RSMo. The tax rate on gasoline and diesel fuels is \$0.17 per gallon. The State receives 75.0 percent of the first \$0.11 and 70.0 percent of the next \$0.06. The remaining tax is distributed to cities and counties. In addition, the Department receives the entire tax on aviation fuel of \$0.09 per gallon.
- **Sales taxes** are paid on the purchase of any new or used motor vehicle or trailer, on vehicles purchased out of state and titled in Missouri and on the sale of a vehicle between individuals within Missouri. The taxes are authorized by Sections 144.070 and 144.440, RSMo. The general sales tax rate is 3.0 percent and Proposition C tax (Section 144.701, RSMo.) is 1.0 percent, for a total of 4.0 percent. The Department receives 75.0 percent of the motor vehicle sales voter-approved Constitutional Amendment 3 tax. The remainder is distributed to cities, counties and school districts. In addition, the Department receives sales tax on jet fuel, limited to a maximum of \$10.0 million annually.

Note 11: Interfund Transactions

State statute (226.200, RSMo.) requires the transfer of unspent monies in the Highway Fund to the State Road Fund on a monthly basis. Transfers for the years ended June 30, 2016 and 2015 were as follows:

	2016		2015	
	<u>Transfers In</u>	<u>Transfers Out</u>	<u>Transfers In</u>	<u>Transfers Out</u>
State Highways and Transportation Department Fund	\$ ---	\$460,760,010	\$ ---	\$446,410,007
State Road Fund	460,974,437	---	459,967,612	34,898
State Road Bond Fund	---	---	34,898	---
Nonmajor Funds	---	214,427	---	13,557,605
Total transfers	<u>\$460,974,437</u>	<u>\$460,974,437</u>	<u>\$460,002,510</u>	<u>\$460,002,510</u>

The due to/from amounts in the Road Fund and non-major funds represent interfund services provided and used. Amounts receivable/payable as of June 30, 2016 and 2015 were as follows:

	2016		2015	
	<u>Receivable</u>	<u>Payable</u>	<u>Receivable</u>	<u>Payable</u>
State Road Fund	\$ 40,001	\$ ---	\$ 242,020	\$ ---
Nonmajor Funds	---	40,001	---	242,020
Total due to/from	<u>\$ 40,001</u>	<u>\$ 40,001</u>	<u>\$ 242,020</u>	<u>\$ 242,020</u>

Note 12: Commitments and Contingencies

(A) Unemployment Benefits

The Department is subject to the Missouri Employment Security Law. Department employees who qualify are entitled to benefit payments during periods of unemployment. The Department is required to reimburse the Division of Employment Security for benefit payments made to its former employees. The Department has identified no practical method of estimating the amount of future benefit payments that may be made to former employees for wage credits earned prior to June 30, 2016 and 2015. Consequently, this potential obligation is not included in the accompanying basic financial statements. Total reimbursements made by the Department were \$110,309 and \$206,258 for fiscal years 2016 and 2015, respectively.

(B) Construction Commitments

The State Road Fund had construction awards outstanding for both state and federal participating projects at June 30, 2016 and 2015 amounting to approximately \$431,325,606 and \$590,272,914, respectively. The federal portion of this total was \$362,465,024 and \$491,575,358, or approximately 84.04 percent and 83.28 percent, for 2016 and 2015, respectively.

(C) Loan Commitments

The State Transportation Assistance Revolving Fund had loan commitments at June 30, 2016, amounting to \$489,260 that were approved and executed, but not disbursed.

(D) Operating Leases

The Department is committed under operating leases for buildings, as well as various office and maintenance equipment. Lease expenditures for the years ended June 30, 2016 and 2015 amounted to \$2,344,656 and \$1,986,136, respectively. Future minimum lease payments for these leases are as follows:

Year ending:	<u>2016</u>	<u>2015</u>
2016	\$ ---	\$221,570
2017	315,675	55,044
2018	88,919	14,319
2019	14,014	744
2020	5,544	744
2021	5,544	---
	<u>\$429,696</u>	<u>\$292,421</u>

(E) Federal Funding

The Department receives federal grants that are subject to review and audit by federal grantor agencies. This could result in requests for reimbursement by the grantor agency for any expenditures disallowed under grant terms. The Department believes such disallowances, if any, would be immaterial.

Note 13: Accounting Pronouncements

MoDOT implemented GASB Statement 72, *Fair Value Measurement and Application*, in fiscal year 2016. This statement clarifies the definition of fair value, establishes general principles for measuring fair value, and establishes standards of accounting and reporting assets and liabilities measured at fair value. Under the new requirements, the expanded note disclosure includes a reclassification of the investments held by the Medical & Life Insurance Plan, Self-Insurance Plan, and the MTF. The measurement of these investments has not changed.

MoDOT implemented GASB Statement 82, *Pension Issues – an Amendment of GASB Statements 67, 68, and 73*, in fiscal year 2016. This statement clarifies the definition of covered payroll and requires the presentation of covered payroll within the Required Supplementary Information.

Note 14: Restatements

The Department has restated its 2015 financial statements to correct several errors that the Department identified in the recording of capital assets, primarily infrastructure. The impact of this restatement as of June 30, 2015 is as follows:

<u>Financial Statement Line Item</u>	<u>As Originally Stated</u>	<u>Restatement</u>	<u>As Restated</u>
Government-wide financial statements:			
Capital assets not being depreciated	\$ 4,301,866,993	\$(10,878,419)	\$ 4,290,988,574
Capital assets being depreciated	25,410,492,694	(26,408,859)	25,384,083,835
Net position, end of year	26,600,274,457	(37,287,278)	26,562,987,179
Construction expense	274,932,657	41,105,656	316,038,313
Depreciation expense	457,406,357	(3,187,090)	454,219,267
Gain (loss) on sale of capital assets	(15,842,870)	631,288	(15,211,582)
Fund financial statements:			
State Road Fund			
Construction expenditures	328,246,059	41,105,656	369,351,715
Capital outlay expenditures	713,572,065	(40,474,368)	673,097,697
Capital asset sales	4,790,283	631,288	5,421,571

The restatement had no impact on net position as of July 1, 2014 or on fund balance within the respective funds.



This page intentionally left blank

Required Supplementary Information

Required Supplementary Information
Budgetary Comparison Schedules – State Highways
and Transportation Department Fund
Year Ended June 30, 2016
With Summarized Financial Information for 2015

	<u>Budgeted Amounts</u>		<u>Actual</u>	<u>Variances Between Final Budget and Actual</u>	
	<u>Original</u>	<u>Final</u>		<u>2016</u>	<u>2015</u>
Budgetary fund balance, beginning of year	\$ 6,753,967	\$ 6,753,967	\$ 6,753,967	\$ ---	\$ ---
Resources (inflows)					
Fuel taxes	469,330,379	469,330,379	511,677,580	42,347,201	14,076,033
License, fees and permits	189,711,046	189,711,046	199,754,087	10,043,041	5,692,108
Vehicle sales taxes	---	---	1,656,729	1,656,729	1,647,752
Interest	207,558	207,558	271,461	63,903	(12,685)
Intergovernmental/cost reimbursements/miscellaneous	<u>2,924,526</u>	<u>2,924,526</u>	<u>5,984,527</u>	<u>3,060,001</u>	<u>1,255,852</u>
Amount available for appropriation	<u>668,927,476</u>	<u>668,927,476</u>	<u>726,098,351</u>	<u>57,170,875</u>	<u>22,659,060</u>
Charges to appropriations (outflows)					
Appropriations spent by other state agencies	<u>274,878,342</u>	<u>274,878,342</u>	<u>250,271,738</u>	<u>24,606,604</u>	<u>13,915,996</u>
Total charges to appropriations	<u>274,878,342</u>	<u>274,878,342</u>	<u>250,271,738</u>	<u>24,606,604</u>	<u>13,915,996</u>
Transfers to State Road Fund	<u>(528,000,000)</u>	<u>(528,000,000)</u>	<u>(460,760,010)</u>	<u>67,239,990</u>	<u>(29,821,089)</u>
Budgetary fund balance, end of year	<u>\$(133,950,866)</u>	<u>\$(133,950,866)</u>	<u>\$ 15,066,603</u>	<u>\$ 149,017,469</u>	<u>\$ 6,753,967</u>

Required Supplementary Information
Budgetary Comparison Schedules – State Road Fund
 Year Ended June 30, 2016
 With Summarized Financial Information for 2015

	<u>Budgeted Amounts</u>		<u>Actual</u>	<u>Variances Between Final Budget and Actual</u>	
	<u>Original</u>	<u>Final</u>		<u>2016</u>	<u>2015</u>
Budgetary fund balance, beginning of year	\$ 784,058,231	\$ 784,058,231	\$ 784,058,231	\$ ---	\$ ---
Resources (inflows)					
Fuel taxes	153,817	153,817	108,038	(45,779)	(24,320)
License, fees and permits	87,470,954	87,470,954	106,051,087	18,580,133	15,660,604
Vehicle sales taxes	160,168,000	160,168,000	165,848,942	5,680,942	10,607,938
Interest	4,890,918	4,890,918	4,915,521	24,603	(798,573)
Intergovernmental/cost reimbursements/miscellaneous	77,863,474	78,177,474	87,998,165	9,820,691	(57,297,328)
Federal government	<u>885,185,000</u>	<u>885,185,000</u>	<u>827,843,108</u>	<u>(57,341,892)</u>	<u>(71,770,475)</u>
Amount available for appropriation	<u>1,999,790,394</u>	<u>2,000,104,394</u>	<u>1,976,823,092</u>	<u>(23,281,302)</u>	<u>(103,622,154)</u>
Charges to appropriations (outflows)					
Administration					
Personal service	17,962,606	18,182,830	17,601,507	581,323	710,953
Fringe benefits	29,436,108	29,436,108	28,150,792	1,285,316	1,163,107
Expense and equipment	6,446,711	6,884,136	5,811,949	1,072,187	538,247
Maintenance					
Personal service	137,053,085	135,461,870	130,514,571	4,947,299	2,500,754
Fringe benefits	122,059,631	122,059,631	115,366,108	6,693,523	7,317,110
Expense and equipment	206,665,776	193,705,525	184,179,672	9,525,853	3,033,084
Construction					
Personal service	60,489,415	62,857,085	59,896,079	2,961,006	2,355,272
Fringe benefits	48,793,021	50,675,481	47,320,584	3,354,897	3,419,435
Expense and equipment	13,134,972	19,967,802	18,785,030	1,182,772	1,237,345
Contracts	933,758,485	948,728,472	809,636,065	139,092,407	283,209,680
Right of way purchase	15,000,000	10,300,000	9,358,262	941,738	6,729,823
Fleet, facilities and information systems					
Personal service	11,003,425	11,000,466	10,444,571	555,895	342,313
Fringe benefits	9,047,361	9,047,361	8,375,134	672,227	518,857
Expense and equipment	56,059,577	64,462,368	60,034,777	4,427,591	11,776,559
Multimodal operations					
Personal service	462,873	462,393	469,684	(7,291)	(9,539)
Fringe benefits	424,382	424,382	336,454	87,928	101,094
Expense and equipment	215,852	215,852	72,599	143,253	(448,434)
Program	176,000	176,000	175,999	1	3
Bond principal and interest payments	<u>113,459,000</u>	<u>105,049,451</u>	<u>104,971,467</u>	<u>77,984</u>	<u>48,893</u>
Total charges to appropriations	<u>1,781,648,280</u>	<u>1,789,097,213</u>	<u>1,611,501,304</u>	<u>177,595,909</u>	<u>324,542,382</u>
Transfers from Highway Fund	528,000,000	528,000,000	460,760,010	(67,239,990)	1,521,089
Transfers from Highway Safety Fund	<u>7,000,000</u>	<u>7,000,000</u>	<u>195,736</u>	<u>(6,804,264)</u>	<u>(8,833,183)</u>
Budgetary fund balance, end of year	<u>\$ 753,142,114</u>	<u>\$ 746,007,181</u>	<u>\$ 826,277,534</u>	<u>\$ 80,270,353</u>	<u>\$213,608,134</u>

Required Supplementary Information

Budget Basis to GAAP Reconciliations and Disclosure

Years Ended June 30, 2016 and 2015

The following are reconciliations of the differences between the State's budgetary basis and accounting principles generally accepted in the United States of America (GAAP) basis for 2016:

	<u>State Highways and Transportation Department Fund</u>	<u>State Road Fund</u>
Fund balance, budgetary basis	\$ 15,066,603	\$826,277,534
Receivables	106,027,980	100,799,796
Due from other funds	---	40,001
Inventories	---	39,614,030
Payables	(10,631,825)	(99,254,423)
Deposits	---	(1,444,038)
Unearned revenue	---	(20,492,786)
Deferred revenues	(1,400,916)	(17,724,896)
Change in fair value of investments	<u>15,244</u>	<u>843,926</u>
Fund balance, GAAP basis	<u>\$109,077,086</u>	<u>\$828,659,144</u>

The following are reconciliations of the differences between the State's budgetary basis and accounting principles generally accepted in the United States of America (GAAP) basis for 2015:

	<u>State Highways and Transportation Department Fund</u>	<u>State Road Fund</u>
Fund balance, budgetary basis	\$ 6,753,967	\$ 784,058,231
Receivables	99,993,917	106,874,228
Due from other funds	---	242,020
Inventories	---	37,574,480
Payables	(9,760,163)	(98,090,348)
Deposits	---	(1,332,705)
Unearned revenue	---	(9,750,252)
Deferred revenues	(2,359,952)	(26,073,470)
Change in fair value of investments	<u>5,623</u>	<u>660,683</u>
Fund balance, GAAP basis	<u>\$ 94,633,392</u>	<u>\$ 794,162,867</u>

Budgetary Principles and Presentation

The budgetary comparison schedules are presented on the State's budgetary basis of accounting. Under this basis, revenues are recognized when cash is received. Expenditures are recognized for cash disbursements made during the fiscal year and for cash adjustments made in the lapse period, as defined by the Office of Administration.

All governmental funds reported by MoDOT have legally adopted annual budgets. The legal authority for approval of the Department's budget and amendments for the State Highways and Transportation Department Fund rests with the State Legislature. The Commission approves the State Road Fund budget and amendments. The fund level is the legal level of control for the State Road Fund. However, at any time, the Commission may approve the Department to spend more or less than the State Legislature or the fund level of the State Road Fund, which will drive the Department's budget to be higher or lower than the other legal limits.

The Department develops its budget through processes involving the districts and the central office divisions. Upon Commission approval, the legislative budget request is sent to the Office of Administration on October 1 and is forwarded to the Governor's Office. The Governor develops a recommendation regarding the budget and forwards both the budget request and the recommendation to the Legislature. The Legislature generally acts on budget matters between January and May. The Governor has veto authority and generally acts on those matters in June. Upon Commission approval in June, the Department then internally distributes available funds based on input and feedback from the districts and the central office divisions.

Required Supplementary Information

Schedule of Proportionate Share of Net Pension Liability (NPL)*

<u>Actuarial Valuation Date</u>	<u>MoDOT's Proportion of NPL</u>	<u>MoDOT's Share of NPL</u>	<u>MoDOT's Covered Payroll</u>	<u>MoDOT's NPL as a Percentage of Covered Payroll</u>	<u>Plan Fiduciary Net Position as a Percentage of Total Pension Liability</u>
6/30/2015	62.23 %	\$1,061,941,581	\$212,044,881	500.81 %	54.08 %
6/30/2014	63.79	1,079,844,816	213,845,536	504.96	53.63

*This schedule will ultimately present ten years of data when available.

Required Supplementary Information

Schedule of Pension Contributions

<u>Fiscal Year</u>	<u>Actuarially Determined Contributions</u>	<u>Actual Contributions</u>	<u>Contribution Deficiency (Excess)</u>	<u>Covered Payroll</u>	<u>Contributions as of Percentage of Covered Payroll</u>
2016	\$123,196,057	\$123,196,057	\$ ---	\$212,224,044	58.05 %
2015	124,597,572	124,597,572	---	212,044,881	58.76
2014	116,000,251	116,000,251	---	213,845,536	54.24
2013	107,190,383	107,190,383	---	210,507,429	50.92
2012	102,014,954	102,014,954	---	224,455,344	45.45
2011	99,109,317	99,109,317	---	251,164,672	39.46
2010	83,667,034	83,667,034	---	266,455,521	31.40
2009	82,112,149	82,112,149	---	267,292,152	30.72
2008	81,450,011	81,450,011	---	262,657,307	31.01
2007	80,949,952	80,949,952	---	260,289,235	31.10

There were no changes to the plan's benefit terms or to assumptions used in the valuation for the plan year ended June 30, 2015.

Required Supplementary Information

Schedule of Funding Progress for Other Post-Employment Benefits*

<u>Actuarial Valuation Date</u>	<u>Actuarial Value of Assets</u>	<u>Actuarial Accrued Liability (AAL)</u>	<u>Unfunded AAL (UAAL)</u>	<u>Funded Ratio</u>	<u>Covered Payroll</u>	<u>UAAL as a Percentage of Covered Payroll</u>
7/1/2015	---	\$557,611,967	\$557,611,967	0 %	\$212,244,044	263 %
7/1/2013	---	602,620,999	602,620,999	0	213,845,536	282
7/1/2011	---	783,896,843	783,896,843	0	224,455,344	349
7/1/2009	---	798,601,629	798,601,629	0	266,455,521	300
7/1/2007	---	686,992,459	686,992,459	0	262,657,307	262

*This schedule will ultimately present ten years of data when available.

Actuarial valuations are performed biennially. The Department is the majority employer participating in the MoDOT and MSHP Medical and Life Insurance Plan. The Insurance Plan's total actuarial accrued liability is \$793.2 million.

Because the Insurance Plan is an internal service fund of the Department, the net assets have not been set aside; therefore, there is no actuarial value of assets. This results in a calculated funded ratio of zero percent. The Insurance Plan is financed on a pay-as-you-go basis. The Plan's funding is not based on covered payroll; the required information is displayed for information purposes. Refer to the Medical and Life Insurance Plan and Other Post-Employee Benefits disclosures in the Notes to the Financial Statements for further information on the Insurance Plan.

Combining Financial Statements Nonmajor Governmental Funds

Combining Balance Sheets
Nonmajor Governmental Funds – Special Revenue
 June 30, 2016
 With Summarized Financial Information for 2015

	Multimodal Federal and State Fund	State Transportation Fund	Aviation Trust Fund	State Transportation Assistance Revolving Fund	MCS Federal Fund
Assets					
Cash and cash equivalents	\$ 1,958,023	\$4,429,968	\$ 9,063,440	\$ 3,014,718	\$ 125,084
State taxes and fees receivable	---	432,433	26,033	---	---
Federal government receivable	4,614,701	---	---	---	13,958
Miscellaneous receivables, net	1,132,325	---	10,255	13,241	---
Loans receivable	---	---	---	1,041,426	---
Total assets	<u>\$7,705,049</u>	<u>\$4,862,401</u>	<u>\$ 9,099,728</u>	<u>\$ 4,069,385</u>	<u>\$ 139,042</u>
Liabilities, Deferred Inflows of Resources and Fund Balances					
Liabilities					
Accounts payable	\$6,428,544	\$ 3,834	\$ 301,228	\$ 2,961	\$ 13,958
Accrued payroll	22,329	11,116	33,888	---	---
Unearned revenue	621,091	---	---	---	---
Due to other funds	8,822	4,356	13,854	---	---
Total liabilities	<u>7,080,786</u>	<u>19,306</u>	<u>348,970</u>	<u>2,961</u>	<u>13,958</u>
Deferred Inflows of Resources					
Deferred revenues	---	---	---	---	---
Total deferred inflows of resources	<u>---</u>	<u>---</u>	<u>---</u>	<u>---</u>	<u>---</u>
Fund Balances					
Restricted – highways and transportation	624,263	4,843,095	8,750,758	4,066,424	125,084
Total fund balances	<u>624,263</u>	<u>4,843,095</u>	<u>8,750,758</u>	<u>4,066,424</u>	<u>125,084</u>
Total liabilities, deferred inflows of resources and fund balances	<u>\$7,705,049</u>	<u>\$4,862,401</u>	<u>\$ 9,099,728</u>	<u>\$ 4,069,385</u>	<u>\$ 139,042</u>

Grade Crossing Safety Fund	Railroad Expense Fund	Highway Safety Fund	Motorcycle Safety Fund	Total	
				2016	2015
\$2,425,542	\$602,881	\$ 226,825	\$226,467	\$22,072,948	\$24,130,231
103,788	---	---	---	562,254	487,837
---	---	2,045,024	---	6,673,683	6,999,622
57,207	---	---	---	1,213,028	1,214,753
---	---	---	---	1,041,426	1,361,372
<u>\$2,586,537</u>	<u>\$602,881</u>	<u>\$2,271,849</u>	<u>\$226,467</u>	<u>\$31,563,339</u>	<u>\$34,193,815</u>
\$ 156,918	\$ 3,978	\$1,963,466	\$ ---	\$ 8,874,887	\$ 8,871,005
---	26,718	20,256	---	114,307	109,309
---	---	---	---	621,091	260,438
---	12,969	---	---	40,001	242,020
<u>156,918</u>	<u>43,665</u>	<u>1,983,722</u>	<u>---</u>	<u>9,650,286</u>	<u>9,482,772</u>
57,207	---	---	---	57,207	243,619
<u>57,207</u>	<u>---</u>	<u>---</u>	<u>---</u>	<u>57,207</u>	<u>243,619</u>
<u>2,372,412</u>	<u>559,216</u>	<u>288,127</u>	<u>226,467</u>	<u>21,855,846</u>	<u>24,467,424</u>
<u>2,372,412</u>	<u>559,216</u>	<u>288,127</u>	<u>226,467</u>	<u>21,855,846</u>	<u>24,467,424</u>
<u>\$2,586,537</u>	<u>\$602,881</u>	<u>\$2,271,849</u>	<u>\$226,467</u>	<u>\$31,563,339</u>	<u>\$34,193,815</u>

Combining Statements of Revenues, Expenditures and Changes in Fund Balances

Nonmajor Governmental Funds – Special Revenue

Year Ended June 30, 2016

With Summarized Financial Information for 2015

	<u>Multimodal Federal and State Fund</u>	<u>State Transportation Fund</u>	<u>Aviation Trust Fund</u>	<u>State Transportation Assistance Revolving Fund</u>	<u>MCS Federal Fund</u>
Revenues					
Fuel taxes	\$ ---	\$ ---	\$ 271,362	\$ ---	\$ ---
Sales taxes	---	4,584,097	4,858,828	---	---
Licenses, fees and permits	---	---	---	780	---
Intergovernmental/cost reimbursements/miscellaneous	1,810,009	42,914	---	---	38
Investment earnings	---	---	68,774	57,388	---
American Recovery and Reinvestment Act	5,280,694	---	---	---	---
State government	14,216,345	---	---	---	---
Federal government	<u>59,089,052</u>	<u>---</u>	<u>---</u>	<u>---</u>	<u>1,649,218</u>
Total revenues	<u>80,396,100</u>	<u>4,627,011</u>	<u>5,198,964</u>	<u>58,168</u>	<u>1,649,256</u>
Expenditures					
Current					
Maintenance	---	---	---	---	1,649,256
Multimodal operations	79,639,118	3,421,792	7,437,173	733	---
Capital outlay	<u>902,663</u>	<u>---</u>	<u>---</u>	<u>---</u>	<u>---</u>
Total expenditures	<u>80,541,781</u>	<u>3,421,792</u>	<u>7,437,173</u>	<u>733</u>	<u>1,649,256</u>
Excess of revenues over (under) expenditures	<u>(145,681)</u>	<u>1,205,219</u>	<u>(2,238,209)</u>	<u>57,435</u>	<u>---</u>
Other Financing Sources (Uses)					
Capital asset sales	---	---	---	---	4,688
Transfers out	<u>---</u>	<u>---</u>	<u>---</u>	<u>---</u>	<u>---</u>
Total other financing sources (uses)	<u>---</u>	<u>---</u>	<u>---</u>	<u>---</u>	<u>4,688</u>
Net Changes in Fund Balances	(145,681)	1,205,219	(2,238,209)	57,435	4,688
Fund Balances, beginning of year	<u>769,944</u>	<u>3,637,876</u>	<u>10,988,967</u>	<u>4,008,989</u>	<u>120,396</u>
Fund Balances, end of year	<u>\$ 624,263</u>	<u>\$4,843,095</u>	<u>\$ 8,750,758</u>	<u>\$4,066,424</u>	<u>\$ 125,084</u>

<u>Grade Crossing Safety Fund</u>	<u>Railroad Expense Fund</u>	<u>Highway Safety Fund</u>	<u>Motorcycle Safety Fund</u>	<u>Total</u>	
				<u>2016</u>	<u>2015</u>
\$ ---	\$ ---	\$ ---	\$ ---	\$ 271,362	\$ 246,646
---	---	---	---	9,442,925	9,620,024
1,348,965	421,507	---	314,302	2,085,554	2,670,999
1,255	---	2,815	---	1,857,031	2,388,959
---	---	---	---	126,162	134,954
---	---	---	---	5,280,694	1,948,548
---	---	---	---	14,216,345	15,009,755
---	---	<u>16,916,420</u>	---	<u>77,654,690</u>	<u>84,178,380</u>
<u>1,350,220</u>	<u>421,507</u>	<u>16,919,235</u>	<u>314,302</u>	<u>110,934,763</u>	<u>116,198,265</u>
---	---	16,723,686	292,454	18,665,396	16,322,595
2,481,413	788,334	---	---	93,768,563	84,929,842
---	---	---	---	902,663	214,561
<u>2,481,413</u>	<u>788,334</u>	<u>16,723,686</u>	<u>292,454</u>	<u>113,336,622</u>	<u>101,466,998</u>
<u>(1,131,193)</u>	<u>(366,827)</u>	<u>195,549</u>	<u>21,848</u>	<u>(2,401,859)</u>	<u>14,731,267</u>
---	---	20	---	4,708	---
<u>(18,691)</u>	---	<u>(195,736)</u>	---	<u>(214,427)</u>	<u>(13,557,605)</u>
<u>(18,691)</u>	---	<u>(195,716)</u>	---	<u>(209,719)</u>	<u>(13,557,605)</u>
(1,149,884)	(366,827)	(167)	21,848	(2,611,578)	1,173,662
<u>3,522,296</u>	<u>926,043</u>	<u>288,294</u>	<u>204,619</u>	<u>24,467,424</u>	<u>23,293,762</u>
<u>\$ 2,372,412</u>	<u>\$ 559,216</u>	<u>\$ 288,127</u>	<u>\$226,467</u>	<u>\$ 21,855,846</u>	<u>\$ 24,467,424</u>



This page intentionally left blank

Combining Financial Statements Proprietary Funds

Combining Statements of Net Position

Proprietary Funds – Internal Service

June 30, 2016

With Summarized Financial Information for 2015

	MoDOT & MSHP Medical and Life Insurance Plan	MHTC Self Insurance Plan	Total	
			2016	2015
Assets				
Current assets				
Cash and cash equivalents	\$ 9,214,457	\$ 12,543,123	\$ 21,757,580	\$ 11,802,736
Investments	4,283,570	8,495,861	12,779,431	2,027,008
Restricted investments	100,000	---	100,000	100,000
Miscellaneous receivables	<u>2,607,473</u>	<u>391,038</u>	<u>2,998,511</u>	<u>2,488,409</u>
Total current assets	<u>16,205,500</u>	<u>21,430,022</u>	<u>37,635,522</u>	<u>16,418,153</u>
Noncurrent assets				
Investments	23,531,353	83,456,778	106,988,131	121,933,202
Restricted investments	---	200,000	200,000	200,000
Total noncurrent assets	<u>23,531,353</u>	<u>83,656,778</u>	<u>107,188,131</u>	<u>122,133,202</u>
Total assets	<u>39,736,853</u>	<u>105,086,800</u>	<u>144,823,653</u>	<u>138,551,355</u>
Liabilities				
Current liabilities				
Accounts payable	2,076,108	32,900	2,109,008	1,734,064
Unearned revenue	8,161,004	---	8,161,004	7,611,718
Pending self insurance claims	---	18,319,000	18,319,000	18,365,000
Incurred but not reported claims	<u>9,800,000</u>	<u>5,243,000</u>	<u>15,043,000</u>	<u>15,680,000</u>
Total current liabilities	<u>20,037,112</u>	<u>23,594,900</u>	<u>43,632,012</u>	<u>43,390,782</u>
Noncurrent liabilities				
Pending self insurance claims	---	52,156,358	52,156,358	48,778,816
Incurred but not reported claims	---	<u>14,928,000</u>	<u>14,928,000</u>	<u>12,429,000</u>
Total noncurrent liabilities	---	<u>67,084,358</u>	<u>67,084,358</u>	<u>61,207,816</u>
Total liabilities	<u>20,037,112</u>	<u>90,679,258</u>	<u>110,716,370</u>	<u>104,598,598</u>
Net Position				
Restricted net position	100,000	200,000	300,000	300,000
Unrestricted net position	<u>19,599,741</u>	<u>14,207,542</u>	<u>33,807,283</u>	<u>33,652,757</u>
Total net position	<u>\$19,699,741</u>	<u>\$ 14,407,542</u>	<u>\$ 34,107,283</u>	<u>\$ 33,952,757</u>

Combining Statements of Revenues, Expenses and Changes in Net Position

Proprietary Funds – Internal Service

Year Ended June 30, 2016

With Summarized Financial Information for 2015

	MoDOT & MSHP Medical and Life Insurance Plan	MHTC Self Insurance Plan	Total	
			2016	2015
Operating Revenues				
Self insurance premiums				
Highway workers' compensation	\$ ---	\$ 7,200,000	\$ 7,200,000	\$ 7,200,000
Highway patrol workers' compensation	---	2,352,989	2,352,989	2,750,000
Highway fleet vehicle liability	---	1,400,000	1,400,000	1,400,000
Highway general liability	---	12,500,000	12,500,000	12,500,000
Medical insurance premiums				
State	77,481,522	---	77,481,522	74,048,522
Member	41,988,794	---	41,988,794	39,870,440
Other	6,428,221	250,962	6,679,183	6,516,813
Total operating revenues	<u>125,898,537</u>	<u>23,703,951</u>	<u>149,602,488</u>	<u>144,285,775</u>
Operating Expenses				
Self insurance programs				
Highway workers' compensation	---	5,557,142	5,557,142	6,116,125
Highway patrol workers' compensation	---	2,155,211	2,155,211	2,310,090
Highway fleet vehicle liability	---	4,456,861	4,456,861	953,547
Highway general liability	---	8,423,544	8,423,544	10,980,555
Other	---	1,011,161	1,011,161	1,015,227
Medical and life insurance program				
Insurance premiums	7,146,757	---	7,146,757	6,854,614
Medical benefits	91,708,347	---	91,708,347	90,260,350
Prescription drug benefits	24,816,990	---	24,816,990	23,751,514
Professional fees	1,078,773	---	1,078,773	934,397
Administrative services	5,877,052	---	5,877,052	5,631,672
Total operating expenses	<u>130,627,919</u>	<u>21,603,919</u>	<u>152,231,838</u>	<u>148,808,091</u>
Operating income (loss)	<u>(4,729,382)</u>	<u>2,100,032</u>	<u>(2,629,350)</u>	<u>(4,522,316)</u>
Nonoperating Revenues				
Net appreciation and investment income	719,289	2,064,587	2,783,876	1,966,048
Total nonoperating revenues	<u>719,289</u>	<u>2,064,587</u>	<u>2,783,876</u>	<u>1,966,048</u>
Changes in Net Position	(4,010,093)	4,164,619	154,526	(2,556,268)
Net Position, beginning of year	<u>23,709,834</u>	<u>10,242,923</u>	<u>33,952,757</u>	<u>36,509,025</u>
Net Position, end of year	<u>\$ 19,699,741</u>	<u>\$ 14,407,542</u>	<u>\$ 34,107,283</u>	<u>\$ 33,952,757</u>

Combining Statements of Cash Flows

Proprietary Funds – Internal Service

Year Ended June 30, 2016

With Summarized Financial Information for 2015

	MoDOT & MSHP Medical and Life Insurance Plan	MHTC Self Insurance Plan	Total	
			2016	2015
Cash Flows From Operating Activities				
Receipts from interfund services provided	\$ 125,468,630	\$ 23,553,721	\$ 149,022,351	\$ 144,106,558
Payments for interfund services used	(124,322,805)	(14,199,216)	(138,522,021)	(138,988,626)
Payments to suppliers	<u>(6,581,214)</u>	<u>(1,010,828)</u>	<u>(7,592,042)</u>	<u>(11,206,661)</u>
Net cash provided by (used in) operating activities	<u>(5,435,389)</u>	<u>8,343,677</u>	<u>2,908,288</u>	<u>(6,088,729)</u>
Cash Flows From Investing Activities				
Proceeds from sale and maturities of investments	11,992,559	64,277,801	76,270,360	48,273,106
Purchases of investments	(6,423,620)	(65,118,918)	(71,542,538)	(60,722,105)
Interest received	650,110	1,786,657	2,436,767	2,243,205
Investment fees	<u>(30,223)</u>	<u>(87,810)</u>	<u>(118,033)</u>	<u>(119,334)</u>
Net cash provided by (used in) investing activities	<u>6,188,826</u>	<u>857,730</u>	<u>7,046,556</u>	<u>(10,325,128)</u>
Net increase (decrease) in cash and cash equivalents	753,437	9,201,407	9,954,844	(16,413,857)
Cash and Cash Equivalents, beginning of year	<u>8,461,020</u>	<u>3,341,716</u>	<u>11,802,736</u>	<u>28,216,593</u>
Cash and Cash Equivalents, end of year	<u>\$ 9,214,457</u>	<u>\$ 12,543,123</u>	<u>\$ 21,757,580</u>	<u>\$ 11,802,736</u>
Reconciliation of Operating Income (Loss) to Net Cash Provided by (Used in) Operating Activities				
Operating income (loss)	\$ (4,729,382)	\$ 2,100,032	\$ (2,629,350)	\$ (4,522,316)
Adjustments to reconcile operating income (loss) to net cash provided by (used in) operating activities				
Receivables	(429,906)	(150,230)	(580,136)	(179,217)
Accounts and claims payable	(825,387)	6,393,875	5,568,488	(1,522,011)
Unearned revenue	<u>549,286</u>	<u>---</u>	<u>549,286</u>	<u>134,815</u>
Net cash provided by (used in) operating activities	<u>\$ (5,435,389)</u>	<u>\$ 8,343,677</u>	<u>\$ 2,908,288</u>	<u>\$ (6,088,729)</u>
Noncash Items Impacting Recorded Assets				
Increase (decrease) in fair value of investments	<u>\$ 135,786</u>	<u>\$ 399,389</u>	<u>\$ 535,175</u>	<u>\$ (209,933)</u>

Combining Financial Statements Fiduciary Funds



This page intentionally left blank

Combining Statements of Assets and Liabilities

Fiduciary Funds – Agency

June 30, 2016

With Summarized Financial Information for 2015

	<u>Local Fund</u>	<u>MCS Agency Fund</u>	<u>Total</u>	
			<u>2016</u>	<u>2015</u>
Assets				
Restricted cash and cash equivalents	\$33,907,810	\$ 4,473,841	\$38,381,651	\$65,119,872
Other	---	774	774	1,674
Total assets	<u>\$33,907,810</u>	<u>\$ 4,474,615</u>	<u>\$38,382,425</u>	<u>\$65,121,546</u>
Liabilities				
Due to other governments	\$ ---	\$ 4,474,615	\$ 4,474,615	\$ 10,765,737
Advances from other governments	33,907,810	---	33,907,810	54,355,809
Total liabilities	<u>\$33,907,810</u>	<u>\$ 4,474,615</u>	<u>\$38,382,425</u>	<u>\$65,121,546</u>

Combining Statements of Changes in Assets and Liabilities

Fiduciary Funds – Agency

Years ended June 30, 2016 and 2015

	2016			
	<u>Beginning Balance</u>	<u>Additions</u>	<u>Deductions</u>	<u>Ending Balance</u>
Local Fund				
Assets				
Restricted cash and cash equivalents	\$54,355,809	\$ 3,327,830	\$ 23,775,829	\$33,907,810
Restricted investments	---	---	---	---
Other	---	---	---	---
Total assets	<u>\$54,355,809</u>	<u>\$ 3,327,830</u>	<u>\$ 23,775,829</u>	<u>\$33,907,810</u>
Liabilities				
Advances from other governments	\$54,355,809	\$ 2,889,846	\$ 23,337,845	\$33,907,810
Total liabilities	<u>\$54,355,809</u>	<u>\$ 2,889,846</u>	<u>\$ 23,337,845</u>	<u>\$33,907,810</u>
 MCS Agency Fund				
Assets				
Restricted cash and cash equivalents	\$10,764,063	\$207,203,236	\$213,493,458	\$ 4,473,841
Other	1,674	28,623	29,523	774
Total assets	<u>\$10,765,737</u>	<u>\$207,231,859</u>	<u>\$213,522,981</u>	<u>\$ 4,474,615</u>
Liabilities				
Due to other governments	\$10,765,737	\$207,231,859	\$213,522,981	\$ 4,474,615
Total liabilities	<u>\$10,765,737</u>	<u>\$207,231,859</u>	<u>\$213,522,981</u>	<u>\$ 4,474,615</u>
 Totals				
Assets				
Restricted cash and cash equivalents	\$65,119,872	\$210,531,066	\$237,269,287	\$38,381,651
Restricted investments	---	---	---	---
Other	1,674	28,623	29,523	774
Total assets	<u>\$65,121,546</u>	<u>\$210,559,689</u>	<u>\$237,298,810</u>	<u>\$38,382,425</u>
Liabilities				
Due to other governments	\$10,765,737	\$207,231,859	\$213,522,981	\$ 4,474,615
Advances from other governments	54,355,809	2,889,846	23,337,845	33,907,810
Total liabilities	<u>\$65,121,546</u>	<u>\$210,121,705</u>	<u>\$236,860,826</u>	<u>\$38,382,425</u>

2015

<u>Beginning Balance</u>	<u>Additions</u>	<u>Deductions</u>	<u>Ending Balance</u>
\$38,974,282	\$ 95,286,240	\$ 79,904,713	\$54,355,809
21,444,033	44,501,261	65,945,294	---
48,745	---	48,745	---
<u>\$60,467,060</u>	<u>\$139,787,501</u>	<u>\$145,898,752</u>	<u>\$54,355,809</u>
<u>\$60,467,060</u>	<u>\$ 29,163,613</u>	<u>\$ 35,274,864</u>	<u>\$54,355,809</u>
<u>\$60,467,080</u>	<u>\$ 29,163,613</u>	<u>\$ 35,274,864</u>	<u>\$54,355,809</u>
\$ 4,696,041	\$206,683,043	\$200,615,021	\$10,764,063
1,600	23,439	23,365	1,674
<u>\$ 4,697,641</u>	<u>\$206,706,482</u>	<u>\$200,638,386</u>	<u>\$10,765,737</u>
<u>\$ 4,697,641</u>	<u>\$206,706,482</u>	<u>\$200,638,386</u>	<u>\$10,765,737</u>
<u>\$ 4,697,641</u>	<u>\$206,706,482</u>	<u>\$200,638,386</u>	<u>\$10,765,737</u>
\$43,670,323	\$301,969,283	\$280,519,734	\$65,119,872
21,444,033	44,501,261	65,945,294	---
50,345	23,439	72,110	1,674
<u>\$65,164,701</u>	<u>\$346,493,983</u>	<u>\$346,537,138</u>	<u>\$65,121,546</u>
\$ 4,697,641	\$206,706,482	\$200,638,386	\$10,765,737
<u>60,467,060</u>	<u>29,163,613</u>	<u>35,274,864</u>	<u>54,355,809</u>
<u>\$65,164,701</u>	<u>\$235,870,095</u>	<u>\$235,913,250</u>	<u>\$65,121,546</u>



This page intentionally left blank

Budgetary Comparison
Schedules and
Reconciliations
Debt Service and Nonmajor
Governmental Funds

Budgetary Comparison Schedule and Reconciliation

Debt Service – State Road Bond Fund

Year Ended June 30, 2016

With Summarized Financial Information for 2015

	Final Budgeted Amounts	Actual	Variances Between Final Budget and Actual	
			2016	2015
Budgetary fund balance, beginning of year	\$ 40,982,580	\$ 40,982,580	\$ ---	\$ ---
Resources (inflows)				
Vehicle sales taxes	163,032,000	170,459,768	7,427,768	12,853,873
Interest	<u>223,524</u>	<u>499,592</u>	<u>276,068</u>	<u>188,837</u>
Amount available for appropriation	<u>204,238,104</u>	<u>211,941,940</u>	<u>7,703,836</u>	<u>13,042,710</u>
Charges to appropriations (outflows)				
Bond principal and interest payments	<u>175,265,549</u>	<u>175,265,549</u>	---	<u>3,023,833</u>
Total charges to appropriations	<u>175,265,549</u>	<u>175,265,549</u>	---	<u>3,023,833</u>
Budgetary fund balance, end of year	<u>\$ 28,972,555</u>	<u>\$ 36,676,391</u>	<u>\$(7,703,836)</u>	<u>\$16,066,543</u>

The following reconciliation is the difference between the state's budgetary basis and accounting principles generally accepted in the United States of America (GAAP) basis:

Reconciliation to GAAP	Actual 2016
Budgetary fund balance, end of year	\$36,676,391
Receivables	16,287,662
Change in fair value of investments	<u>37,197</u>
GAAP basis fund balance, end of year	<u>\$53,001,250</u>

Budgetary Comparison Schedule and Reconciliation

Nonmajor Governmental – Multimodal Federal and State Fund

Year Ended June 30, 2016

With Summarized Financial Information for 2015

	Final Budgeted Amounts	Actual	Variances Between Final Budget and Actual	
			2016	2015
Budgetary fund balance, beginning of year	\$ 1,542,438	\$ 1,542,438	\$ ---	\$ ---
Resources (inflows)				
State government	19,544,129	14,153,305	(5,390,824)	(3,090,000)
Intergovernmental/cost reimbursement/miscellaneous	---	2,228,634	2,228,634	2,278,610
American Recovery and Reinvestment Act Federal government	13,000,000	6,101,540	(6,898,460)	(12,688,816)
	<u>62,503,736</u>	<u>58,065,188</u>	<u>(4,438,548)</u>	<u>2,808,572</u>
Amount available for appropriation	<u>96,590,303</u>	<u>82,091,105</u>	<u>(14,499,198)</u>	<u>(10,691,634)</u>
Charges to appropriations (outflows)				
Multimodal operations				
Personal service	267,919	276,674	(8,755)	(57,743)
Fringe benefits	228,885	222,576	6,309	(15,815)
Expense and equipment Program	358,100	76,283	281,817	36,939
	<u>93,739,129</u>	<u>79,557,549</u>	<u>14,181,580</u>	<u>18,102,780</u>
Total charges to appropriations	<u>94,594,033</u>	<u>80,133,082</u>	<u>14,460,951</u>	<u>18,066,161</u>
Budgetary fund balance, end of year	<u>\$ 1,996,270</u>	<u>\$ 1,958,023</u>	<u>\$ (38,247)</u>	<u>\$ 7,374,527</u>

The following reconciliation is the difference between the state's budgetary basis and accounting principles generally accepted in the United States of America (GAAP) basis:

Reconciliation to GAAP	Actual 2016
Budgetary fund balance, end of year	\$ 1,958,023
Receivables	5,747,026
Payables	(6,450,873)
Unearned revenues	(621,091)
Due to other funds	<u>(8,822)</u>
GAAP basis fund balance, end of year	<u>\$ 624,263</u>

Budgetary Comparison Schedule and Reconciliation

Nonmajor Governmental - State Transportation Fund

Year Ended June 30, 2016

With Summarized Financial Information for 2015

	Final Budgeted Amounts	Actual	Variances Between Final Budget and Actual	
			2016	2015
Budgetary fund balance, beginning of year	\$3,270,047	\$3,270,047	\$ ---	\$ ---
Resources (inflows)				
Reimbursements/miscellaneous	---	42,914	42,914	---
Sales taxes	<u>4,361,597</u>	<u>4,542,730</u>	<u>181,133</u>	<u>403,467</u>
Amount available for appropriation	<u>7,631,644</u>	<u>7,855,691</u>	<u>224,047</u>	<u>403,467</u>
Charges to appropriations (outflows)				
Multimodal operations				
Personal service	129,844	129,259	585	(11,210)
Fringe benefits	104,597	101,695	2,902	1,154
Expense and equipment	61,220	28,281	32,939	(7,166)
Program	<u>3,185,353</u>	<u>3,166,488</u>	<u>18,865</u>	<u>69,431</u>
Total charges to appropriations	<u>3,481,014</u>	<u>3,425,723</u>	<u>55,291</u>	<u>52,209</u>
Budgetary fund balance, end of year	<u>\$4,150,630</u>	<u>\$4,429,968</u>	<u>\$279,338</u>	<u>\$ 455,676</u>

The following reconciliation is the difference between the state's budgetary basis and accounting principles generally accepted in the United States of America (GAAP) basis:

Reconciliation to GAAP	Actual 2016
Budgetary fund balance, end of year	\$4,429,968
Receivables	432,433
Payables	(14,950)
Due to other funds	<u>(4,356)</u>
GAAP basis fund balance, end of year	<u>\$4,843,095</u>

Budgetary Comparison Schedule and Reconciliation

Nonmajor Governmental - Aviation Trust Fund

Year Ended June 30, 2016

With Summarized Financial Information for 2015

	Final Budgeted Amounts	Actual	Variances Between Final Budget and Actual	
			2016	2015
Budgetary fund balance, beginning of year	\$11,817,745	\$11,817,745	\$ ---	\$ ---
Resources (inflows)				
Fuel taxes	197,459	251,316	53,857	(23,334)
Sales taxes	6,101,609	4,351,566	(1,750,043)	605,687
Interest	48,407	54,500	6,093	42,340
Amount available for appropriation	<u>18,165,220</u>	<u>16,475,127</u>	<u>(1,690,093)</u>	<u>624,693</u>
Charges to appropriations (outflows)				
Multimodal operations				
Personal service	491,217	459,508	31,709	18,885
Fringe benefits	373,432	354,120	19,312	12,839
Expense and equipment	167,686	164,337	3,349	(11,195)
Program	10,350,000	6,429,399	3,920,601	1,895,248
Total charges to appropriations	<u>11,382,335</u>	<u>7,407,364</u>	<u>3,974,971</u>	<u>1,915,777</u>
Budgetary fund balance, end of year	<u>\$ 6,782,885</u>	<u>\$ 9,067,763</u>	<u>\$ 2,284,878</u>	<u>\$ 2,540,470</u>

The following reconciliation is the difference between the state's budgetary basis and accounting principles generally accepted in the United States of America (GAAP) basis:

Reconciliation to GAAP	Actual 2016
Budgetary fund balance, end of year	\$ 9,067,763
Receivables	36,288
Payables	(335,116)
Due to other funds	(13,854)
Change in fair value of investments	<u>(4,323)</u>
GAAP basis fund balance, end of year	<u>\$ 8,750,758</u>

Budgetary Comparison Schedule and Reconciliation
Nonmajor Governmental – State Transportation Assistance Revolving Fund
Year Ended June 30, 2016
With Summarized Financial Information for 2015

	Final Budgeted Amounts	Actual	Variances Between Final Budget and Actual	
			2016	2015
Budgetary fund balance, beginning of year	\$2,634,003	\$2,634,003	\$ ---	\$ ---
Resources (inflows)				
Interest	---	55,357	55,357	63,601
License fees, and permits	---	780	780	740
Intergovernmental/cost reimbursements/miscellaneous	<u>500,733</u>	<u>323,902</u>	<u>(176,831)</u>	<u>(52,179)</u>
Amount available for appropriation	<u>3,134,736</u>	<u>3,014,042</u>	<u>(120,694)</u>	<u>12,162</u>
Charges to appropriations (outflows)				
Multimodal operations				
Expense and equipment	733	733	---	---
Program	<u>500,000</u>	<u>994</u>	<u>499,006</u>	<u>---</u>
Total charges to appropriations	<u>500,733</u>	<u>1,727</u>	<u>499,006</u>	<u>---</u>
Budgetary fund balance, end of year	<u>\$2,634,003</u>	<u>\$3,012,315</u>	<u>\$378,312</u>	<u>\$ 12,162</u>

The following reconciliation is the difference between the state's budgetary basis and accounting principles generally accepted in the United States of America (GAAP) basis:

Reconciliation to GAAP	Actual 2016
Budgetary fund balance, end of year	\$3,012,315
Receivables	1,054,667
Payables	(2,961)
Change in fair value of investments	<u>2,403</u>
GAAP basis fund balance, end of year	<u>\$4,066,424</u>

Budgetary Comparison Schedule and Reconciliation

Nonmajor Governmental – MCS Federal Fund

Year Ended June 30, 2016

With Summarized Financial Information for 2015

	Final Budgeted Amounts	Actual	Variances Between Final Budget and Actual	
			2016	2015
Budgetary fund balance, beginning of year	\$ 118,419	\$ 118,419	\$ ---	\$ ---
Resources (inflows)				
Intergovernmental/cost reimbursements/miscellaneous	---	4,726	4,726	841
Federal government	<u>1,999,725</u>	<u>1,726,720</u>	<u>(273,005)</u>	<u>(635,136)</u>
Amount available for appropriation	<u>2,118,144</u>	<u>1,849,865</u>	<u>(268,279)</u>	<u>(634,295)</u>
Charges to appropriations (outflows)				
Maintenance				
Program	<u>1,999,725</u>	<u>1,724,781</u>	<u>274,944</u>	<u>632,318</u>
Total charges to appropriations	<u>1,999,725</u>	<u>1,724,781</u>	<u>274,944</u>	<u>632,318</u>
Budgetary fund balance, end of year	\$ <u>118,419</u>	\$ <u>125,084</u>	\$ <u>6,665</u>	\$ <u>(1,977)</u>

The following reconciliation is the difference between the state's budgetary basis and accounting principles generally accepted in the United States of America (GAAP) basis:

	Actual 2016
Reconciliation to GAAP	
Budgetary fund balance, end of year	\$125,084
Receivables	13,958
Payables	<u>(13,958)</u>
GAAP basis fund balance, end of year	<u>\$125,084</u>

Budgetary Comparison Schedule and Reconciliation

Nonmajor Governmental – Grade Crossing Safety Fund

Year Ended June 30, 2016

With Summarized Financial Information for 2015

	Final Budgeted Amounts	Actual	Variances Between Final Budget and Actual	
			2016	2015
Budgetary fund balance, beginning of year	\$3,878,017	\$3,878,017	\$ ---	\$ ---
Resources (inflows)				
License, fees and permits	1,323,143	1,336,137	12,994	(6,094)
Intergovernmental/cost reimbursements/miscellaneous	---	1,079	1,079	3,999
Amount available for appropriation	<u>5,201,160</u>	<u>5,215,233</u>	<u>14,073</u>	<u>(2,095)</u>
Charges to appropriations (outflows)				
Multimodal operations				
Expense and equipment	12,991	12,991	---	1
Program	<u>4,000,000</u>	<u>2,775,275</u>	<u>1,224,725</u>	<u>1,250,457</u>
Total charges to appropriations	<u>4,012,991</u>	<u>2,788,266</u>	<u>1,224,725</u>	<u>1,250,458</u>
Budgetary fund balance, end of year	<u>\$1,188,169</u>	<u>\$2,426,967</u>	<u>\$1,238,798</u>	<u>\$1,248,363</u>

The following reconciliation is the difference between the state's budgetary basis and accounting principles generally accepted in the United States of America (GAAP) basis:

Reconciliation to GAAP	Actual 2016
Budgetary fund balance, end of year	\$2,426,967
Receivables	160,995
Payables	(158,343)
Deferred revenues	<u>(57,207)</u>
GAAP basis fund balance, end of year	<u>\$2,372,412</u>

Budgetary Comparison Schedule and Reconciliation

Nonmajor Governmental – Railroad Expense Fund

Year Ended June 30, 2016

With Summarized Financial Information for 2015

	Final Budgeted Amounts	Actual	Variances Between Final Budget and Actual	
			2016	2015
Budgetary fund balance, beginning of year	\$ 976,830	\$ 976,830	\$ ---	\$ ---
Resources (inflows)				
License, fees and permits	1,130,841	422,007	(708,834)	224,686
Intergovernmental/cost reimbursements/miscellaneous	---	---	---	65
Amount available for appropriation	<u>2,107,671</u>	<u>1,398,837</u>	<u>(708,834)</u>	<u>224,751</u>
Charges to appropriations (outflows)				
Multimodal operations				
Personal service	399,544	354,177	45,367	98,496
Fringe benefits	330,340	276,225	54,115	98,699
Expense and equipment	203,951	165,554	38,397	(9,874)
Total charges to appropriations	<u>933,835</u>	<u>795,956</u>	<u>137,879</u>	<u>187,321</u>
Budgetary fund balance, end of year	<u>\$1,173,836</u>	<u>\$ 602,881</u>	<u>\$(570,955)</u>	<u>\$412,072</u>

The following reconciliation is the difference between the state's budgetary basis and accounting principles generally accepted in the United States of America (GAAP) basis:

Reconciliation to GAAP	Actual 2016
Budgetary fund balance, end of year	\$602,881
Payables	(30,696)
Due to other funds	(12,969)
GAAP basis fund balance, end of year	<u>\$559,216</u>

Budgetary Comparison Schedule and Reconciliation

Nonmajor Governmental – Highway Safety Fund

Year Ended June 30, 2016

With Summarized Financial Information for 2015

	Final Budgeted Amounts	Actual	Variances Between Final Budget and Actual	
			2016	2015
Budgetary fund balance, beginning of year	\$ 208,328	\$ 208,328	\$ ---	\$ ---
Resources (inflows)				
Intergovernmental/cost reimbursements/miscellaneous	---	3,066	3,066	3,118
Federal government	<u>19,568,339</u>	<u>17,181,479</u>	<u>(2,386,860)</u>	<u>15,420,598</u>
Amount available for appropriation	<u>19,776,667</u>	<u>17,392,873</u>	<u>(2,383,794)</u>	<u>15,423,716</u>
Charges to appropriations (outflows)				
Maintenance				
Personal service	287,116	255,231	31,885	35,015
Fringe benefits	249,710	209,084	40,626	60,534
Expense and equipment	54,393	54,393	---	76
Program	<u>18,977,120</u>	<u>16,451,604</u>	<u>2,525,516</u>	<u>5,591,308</u>
Total charges to appropriations	<u>19,568,339</u>	<u>16,970,312</u>	<u>2,598,027</u>	<u>5,686,933</u>
Transfers to Road Fund	<u>(7,000,000)</u>	<u>(195,736)</u>	<u>6,804,264</u>	<u>8,833,183</u>
Budgetary fund balance, end of year	<u>\$(6,791,672)</u>	<u>\$ 226,825</u>	<u>\$ 7,018,497</u>	<u>\$ 18,569,966</u>

The following reconciliation is the difference between the state's budgetary basis and accounting principles generally accepted in the United States of America (GAAP) basis:

Reconciliation to GAAP	Actual 2016
Budgetary fund balance, end of year	\$ 226,825
Receivables	2,045,024
Payables	<u>(1,983,722)</u>
GAAP basis fund balance, end of year	<u>\$ 288,127</u>

Budgetary Comparison Schedule and Reconciliation

Nonmajor Governmental – Motorcycle Safety Fund

Year Ended June 30, 2016

With Summarized Financial Information for 2015

	Final Budgeted Amounts	Actual	Variances Between Final Budget and Actual	
			2016	2015
Budgetary fund balance, beginning of year	\$204,619	\$204,619	\$ ---	\$ ---
Resources (inflows)				
License, fees and permits	<u>324,725</u>	<u>314,302</u>	<u>(10,423)</u>	<u>(101,076)</u>
Amount available for appropriation	<u>529,344</u>	<u>518,921</u>	<u>(10,423)</u>	<u>(101,076)</u>
Charges to appropriations (outflows)				
Maintenance				
Expense and equipment	3,559	3,559	---	---
Program	<u>425,000</u>	<u>288,895</u>	<u>136,105</u>	<u>197,980</u>
Total charges to appropriations	<u>428,559</u>	<u>292,454</u>	<u>136,105</u>	<u>197,980</u>
Budgetary fund balance, end of year	<u>\$100,785</u>	<u>\$226,467</u>	<u>\$125,682</u>	<u>\$ 96,904</u>

The following reconciliation is the difference between the state's budgetary basis and accounting principles generally accepted in the United States of America (GAAP) basis:

	Actual 2016
Reconciliation to GAAP	
Budgetary fund balance, end of year	<u>\$226,467</u>
GAAP basis fund balance, end of year	<u>\$226,467</u>



This page intentionally left blank

Statistical Section



This page intentionally left blank

Index and Overview Statistical Section

Financial Trends

These schedules are intended to assist in understanding and assessing the Department's financial performance over time.

	<u>Page</u>
Net Position – Government-wide	119
Changes in Net Position – Government-wide	120
Changes in Fund Balances – Governmental Funds	122
Fund Balances – Governmental Funds	124
Expenditures of Federal Awards	125

Revenue Capacity

These schedules are intended to assist in understanding and assessing the factors affecting Missouri's fuel tax, the Department's largest source of income.

Revenue Base – State Motor Fuel Taxes	126
Revenue Rates – State Motor Fuel Taxes	127
Principal Revenue Suppliers – State Motor Fuel Taxes	128

Debt Capacity

These schedules are intended to assist in understanding and assessing the Department's current burden and the Department's ability to issue additional debt in the future.

Ratios of Outstanding Debt	130
Pledged Revenue Coverage Related to Revenue Bonds	132

Demographic and Economic Information

These schedules are intended to assist in understanding the environment in which the Department's financial activities take place.

Population, Personal Income and Unemployment Rate	134
Employment Sectors	135
Licensed Drivers with Population Data	136
Vehicle Registrations with Fuel Tax Receipts	137

Operating Information

These schedules are intended to provide information about the Department's services and infrastructure.

Demand and Level of Service Indicators	138
Capital Asset Indicators	142
Employee Full-Time Equivalents (FTE)	144

Sources:

Unless otherwise stated, information in the following tables is derived from the Missouri Department of Transportation (MoDOT) annual financial reports for the years shown.

Note:

The objective of this statistical section is to provide users with historical perspective by presenting information for multiple years. Schedules originate with the year that the Department began tracking the information, the tracking process or data collection system changed, or it became administratively feasible to report retroactively.



This page intentionally left blank

Financial Trends

Net Position – Government-wide

Years Ended June 30

(Amounts in Thousands)

<u>Year</u>	<u>Net Investment in Capital Assets</u>	<u>Restricted</u>	<u>Unrestricted</u>	<u>Total</u>
2016	\$27,429,189	\$ 300	\$ (424,498)	\$27,004,991
2015	27,037,883	300	(475,196)	26,562,987
2014	26,636,056	782,346	---	27,418,402
2013	26,077,114	875,904	---	26,953,018
2012	25,383,369	1,027,111	---	26,410,480
2011	24,603,720	1,390,363	---	25,994,083
2010	24,396,695	985,705	---	25,382,400
2009	24,461,090	678,643	---	25,139,733
2008	23,945,040	1,061,821	---	25,006,861
2007	24,016,417	788,665	---	24,805,082

Notes:

Amounts for 2009 include the restatement of beginning balances due to the implementation of GASB 51, *Accounting and Financial Reporting for Intangible Assets*.

Amounts for fiscal year 2012, 2013 and 2014 were restated due to the implementation of GASB 65, *Items Previously Reported as Assets and Liabilities*, and to correct errors related to infrastructure in progress, infrastructure and infrastructure depreciation.

Amounts for 2015 include restatement of beginning balances due to the implementation of GASB 68, *Accounting and Financial Reporting for Pensions*, and to correct errors related to infrastructure in progress, infrastructure and infrastructure depreciation.

Financial Trends

Changes in Net Position – Government-wide

Years Ended June 30

(Amounts in Thousands)

	<u>2016</u>	<u>2015</u>	<u>2014</u>	<u>2013</u>
Transportation Program Expenses				
Administration	\$ 25,374	\$ 24,672	\$ 32,791	\$ 32,244
Fleet, facilities and information systems	18,088	29,865	32,790	34,905
Maintenance	328,987	329,098	420,000	398,274
Construction	258,846	316,038	194,552	222,767
Multimodal operations	93,500	84,259	89,148	89,184
Interest	104,190	112,690	129,873	136,493
Other state agencies	225,148	226,370	208,610	199,660
Self insurance	21,604	21,376	19,407	15,336
Medical and life insurance	111,561	106,453	97,483	94,695
Pension obligations	78,196	91,858	---	---
Other post-employment benefit obligations	44,005	50,179	50,586	75,152
Depreciation	<u>474,320</u>	<u>454,219</u>	<u>442,734</u>	<u>413,382</u>
Total transportation program expenses	<u>1,783,819</u>	<u>1,847,077</u>	<u>1,717,974</u>	<u>1,712,092</u>
Transportation Program Revenues				
Charges for services				
Licenses, fees and permits	310,073	290,319	290,153	283,022
Member insurance premiums	41,989	39,870	38,169	37,328
Other	<u>68,200</u>	<u>55,454</u>	<u>85,389</u>	<u>108,043</u>
Total charges for services	420,262	385,643	413,711	428,393
Federal government				
American Recovery and Reinvestment Act	18,160	14,628	28,765	49,912
Operating	77,468	82,521	87,531	87,689
Capital	<u>826,329</u>	<u>763,952</u>	<u>839,912</u>	<u>892,031</u>
Total federal government	<u>921,957</u>	<u>861,101</u>	<u>956,208</u>	<u>1,029,632</u>
Total transportation program revenues	<u>1,342,219</u>	<u>1,246,744</u>	<u>1,369,919</u>	<u>1,458,025</u>
Net expense of transportation program	<u>(441,600)</u>	<u>(600,333)</u>	<u>(348,055)</u>	<u>(254,067)</u>
General Revenues				
Fuel taxes	517,366	493,076	489,984	486,529
Sales and use taxes	350,372	335,420	311,761	304,163
Unrestricted investment earnings	9,101	10,569	13,755	(1,157)
State appropriations	14,216	15,010	14,347	11,630
Donated assets	---	---	---	---
Gain (loss) on sale of capital assets	<u>(7,451)</u>	<u>(15,212)</u>	<u>(16,408)</u>	<u>(4,560)</u>
Total general revenues	<u>883,604</u>	<u>838,863</u>	<u>813,439</u>	<u>796,605</u>
Changes in Net Position	<u>\$ 442,004</u>	<u>\$ 238,530</u>	<u>\$ 465,384</u>	<u>\$ 542,538</u>

Notes:

Government-wide financial statements are prepared on a full accrual basis and include transactions related to capital assets and long-term obligations. These statements also include the effects of eliminating off-setting revenues and expenses related to the Department's internal service funds.

Amounts for fiscal year 2012, 2013 and 2014 were restated due to the implementation of GASB 65, Items Previously Reported as Assets and Liabilities, and to correct errors related to infrastructure in progress, infrastructure and infrastructure depreciation.

Amounts for 2015 includes restatements to correct errors related to infrastructure in progress, infrastructure and infrastructure depreciation.

<u>2012</u>	<u>2011</u>	<u>2010</u>	<u>2009</u>	<u>2008</u>	<u>2007</u>
\$ 30,040	\$ 33,168	\$ 33,648	\$ 34,834	\$ 33,645	\$ 38,887
37,268	44,866	55,543	54,464	56,721	54,400
389,803	412,469	433,729	424,327	406,374	378,902
321,048	318,551	268,009	257,943	240,821	273,086
68,282	64,873	110,151	85,999	74,128	71,268
140,710	147,720	138,106	106,538	102,344	75,228
214,696	198,814	177,646	174,587	178,319	169,906
13,894	29,222	31,967	19,210	32,103	7,854
97,137	94,472	90,644	89,774	87,710	102,642
---	---	---	---	---	---
75,896	79,025	83,132	65,804	69,731	---
<u>323,238</u>	<u>747,674</u>	<u>876,501</u>	<u>751,246</u>	<u>746,456</u>	<u>849,957</u>
<u>1,712,012</u>	<u>2,170,854</u>	<u>2,299,076</u>	<u>2,064,726</u>	<u>2,028,352</u>	<u>2,022,130</u>
284,677	274,673	284,337	290,399	291,843	259,086
35,636	32,591	30,868	29,047	26,534	25,369
<u>131,371</u>	<u>150,871</u>	<u>108,214</u>	<u>160,013</u>	<u>86,719</u>	<u>67,816</u>
451,684	458,135	423,419	479,459	405,096	352,271
99,266	248,894	298,421	28,279	---	---
73,930	57,953	84,212	76,569	62,179	78,588
<u>860,754</u>	<u>1,228,181</u>	<u>974,391</u>	<u>833,839</u>	<u>907,956</u>	<u>797,196</u>
<u>1,033,950</u>	<u>1,535,028</u>	<u>1,357,024</u>	<u>938,687</u>	<u>970,135</u>	<u>875,784</u>
<u>1,485,634</u>	<u>1,993,163</u>	<u>1,780,443</u>	<u>1,418,146</u>	<u>1,375,231</u>	<u>1,228,055</u>
<u>(226,379)</u>	<u>(177,691)</u>	<u>(518,633)</u>	<u>(646,580)</u>	<u>(653,121)</u>	<u>(794,075)</u>
496,608	499,416	503,488	499,506	514,908	517,648
291,279	269,336	250,432	233,810	272,039	275,259
13,309	13,950	12,123	27,607	51,581	49,301
11,130	11,132	12,111	16,634	13,257	12,283
---	---	---	---	---	441
<u>(3,223)</u>	<u>(4,460)</u>	<u>(16,854)</u>	<u>(1,928)</u>	<u>3,115</u>	<u>1,034</u>
<u>809,103</u>	<u>789,374</u>	<u>761,300</u>	<u>775,629</u>	<u>854,900</u>	<u>855,966</u>
\$ <u>582,725</u>	\$ <u>611,683</u>	\$ <u>242,667</u>	\$ <u>129,049</u>	\$ <u>201,779</u>	\$ <u>61,891</u>

Financial Trends

Changes in Fund Balances – Governmental Funds

Years Ended June 30

(Amounts in Thousands)

	<u>2016</u>	<u>2015</u>	<u>2014</u>	<u>2013</u>
Revenues				
Fuel taxes	\$ 517,366	\$ 493,076	\$ 489,984	\$ 486,529
Sales and use taxes	350,372	335,420	311,761	304,163
Licenses, fees and permits	310,073	290,319	290,158	283,022
Intergovernmental/cost reimbursements/miscellaneous	67,565	51,017	84,753	138,732
Investment earnings	6,359	8,655	11,679	(1,149)
American Recovery and Reinvestment Act	18,160	14,758	28,635	49,912
State government	14,216	15,010	14,346	11,630
Federal government	<u>907,421</u>	<u>841,855</u>	<u>926,170</u>	<u>985,071</u>
Total revenues	<u>2,191,532</u>	<u>2,050,110</u>	<u>2,157,486</u>	<u>2,257,910</u>
Expenditures				
Administration	51,365	50,713	48,547	46,936
Fleet, facilities and information systems	38,744	38,980	35,904	38,058
Maintenance	435,964	434,328	450,577	454,740
Construction	296,946	369,352	216,563	241,931
Multimodal operations	94,647	85,363	89,332	89,404
Capital outlay	690,878	673,312	849,897	956,489
Debt service - principal	175,103	188,913	178,903	165,332
Debt service - interest	125,274	128,536	148,936	150,721
Other state agencies	<u>251,143</u>	<u>251,408</u>	<u>233,470</u>	<u>226,683</u>
Total expenditures	<u>2,160,064</u>	<u>2,220,905</u>	<u>2,252,129</u>	<u>2,370,294</u>
Excess of revenues over (under) expenditures	31,468	(170,795)	(94,643)	(112,384)
Other Financing Sources (Uses)				
Notes issued	---	3,619	13,240	9,493
Bonds issued	---	---	---	---
Refunding bonds issued	---	---	900,990	---
Refunding bonds escrow payment	---	---	(1,082,245)	---
Bond interest rate swap	---	---	---	---
Premium on bonds	---	---	185,693	---
Discount on bonds	---	---	---	---
Capital leases issued	114	18	(2,044)	116
Refinancing capital leases issued	---	---	---	---
Capital lease termination payment	---	---	---	---
Capital asset sales	11,889	5,422	7,488	13,301
Transfers in	460,974	460,003	476,745	511,732
Transfers out	<u>(460,974)</u>	<u>(460,003)</u>	<u>(476,745)</u>	<u>(511,732)</u>
Total other financing sources (uses)	<u>12,003</u>	<u>9,059</u>	<u>23,122</u>	<u>22,910</u>
Net Changes in Fund Balances	<u>\$ 43,471</u>	<u>\$ (161,736)</u>	<u>\$ (71,521)</u>	<u>\$ (89,474)</u>
Debt service as a percentage of noncapital expenditures	20 %	21 %	23 %	22 %
Debt service as a percentage of total revenues	14 %	15 %	15 %	14 %

Notes:

Governmental fund financial statements are prepared on a modified accrual basis to report changes in net current financial resources. These statements differ from cash-based budget reports primarily because revenues are recognized if they are collected within 60 days of the end of the fiscal year and expenditures are recorded when the related liability is incurred, except that certain long-term obligations are recognized to the extent they have matured.

Some amounts have been recategorized for comparability and implementation of GASB 54, *Fund Balance Reporting and Governmental Fund Type Definitions* in fiscal year 2011.

Amounts for 2015 includes restatements of capital outlay and construction expenses related to adjustments made to infrastructure.

<u>2012</u>	<u>2011</u>	<u>2010</u>	<u>2009</u>	<u>2008</u>	<u>2007</u>
\$ 496,608	\$ 499,416	\$ 503,488	\$ 499,506	\$ 514,908	\$ 517,648
291,279	269,336	251,343	234,599	270,339	275,259
284,614	274,709	284,909	290,925	290,709	259,086
138,629	131,809	128,160	139,105	80,668	89,997
11,011	11,548	8,957	23,417	46,890	44,388
99,265	248,834	298,333	28,279	---	---
11,131	11,132	12,111	16,634	13,257	12,283
<u>928,718</u>	<u>1,283,838</u>	<u>1,059,348</u>	<u>909,634</u>	<u>970,135</u>	<u>877,795</u>
<u>2,261,255</u>	<u>2,730,622</u>	<u>2,546,649</u>	<u>2,142,099</u>	<u>2,186,906</u>	<u>2,076,456</u>
46,636	48,833	49,247	49,224	46,822	45,797
41,133	49,110	59,586	56,986	58,933	58,759
440,357	450,103	471,740	466,143	433,653	436,796
354,259	338,482	293,021	273,099	264,693	300,579
68,481	65,112	110,412	86,202	74,303	71,485
1,112,769	1,249,787	1,405,741	1,307,318	1,143,496	1,248,304
143,582	166,854	102,261	103,123	88,097	105,630
155,534	162,911	146,006	115,468	109,730	89,997
<u>240,086</u>	<u>223,667</u>	<u>201,472</u>	<u>197,248</u>	<u>199,237</u>	<u>189,409</u>
<u>2,602,837</u>	<u>2,754,859</u>	<u>2,839,486</u>	<u>2,654,811</u>	<u>2,418,964</u>	<u>2,546,756</u>
(341,582)	(24,237)	(292,837)	(512,712)	(232,058)	(470,300)
9,097	10,095	10,910	1,856	4,539	406
---	---	1,085,000	142,735	526,800	800,000
---	130,390	---	---	---	394,870
---	(150,477)	---	---	---	(432,408)
---	---	---	---	(11,118)	---
---	20,972	30,631	2,835	27,808	73,180
---	---	---	---	(170)	---
12	4,869	3,284	581	763	1,355
---	---	---	---	22,985	---
---	---	---	---	(22,559)	---
10,591	9,358	7,252	6,830	8,705	8,679
496,854	515,181	536,864	527,110	574,864	523,744
<u>(496,854)</u>	<u>(515,181)</u>	<u>(536,864)</u>	<u>(527,110)</u>	<u>(574,864)</u>	<u>(523,744)</u>
<u>19,700</u>	<u>25,207</u>	<u>1,137,077</u>	<u>154,837</u>	<u>557,753</u>	<u>846,082</u>
\$ <u>(321,882)</u>	\$ <u>970</u>	\$ <u>844,240</u>	\$ <u>(357,875)</u>	\$ <u>325,695</u>	\$ <u>375,782</u>
20 %	22 %	17 %	16 %	16 %	15 %
13 %	12 %	10 %	10 %	9 %	9 %

Financial Trends

Fund Balances – Governmental Funds

Years Ended June 30

(Amounts in Thousands)

<u>Year</u>	<u>Nonspendable - Inventories</u>	<u>Restricted - Highways and Transportation</u>	<u>Unassigned</u>	<u>Total</u>
2016	\$39,614	\$ 972,979	\$ ---	\$1,012,593
2015	37,574	931,548	---	969,122
2014	29,135	1,103,299	(1,576)	1,130,858
2013	34,841	1,167,773	(234)	1,202,380
2012	45,790	1,248,963	(2,899)	1,291,854
2011	46,731	1,567,005	---	1,613,736
2010	43,711	1,569,055	---	1,612,766
2009	47,693	1,210,523	(489,690)	768,526
2008	42,443	1,083,957	---	1,126,400
2007	40,366	760,339	---	800,705

Notes:

Amounts were reclassified in fiscal year 2011 due to implementation of GASB 54, *Fund Balance Reporting and Governmental Fund Type Definitions*.

Financial Trends

Expenditures of Federal Awards

Years Ended June 30

(Amounts in Thousands)

<u>Year</u>	<u>Roads and Bridges</u>	<u>Multimodal</u>	<u>Motor Carriers</u>	<u>Highway Safety</u>	<u>Total</u>
2015	\$ 761,537	\$56,573	\$3,925	\$35,039	\$ 857,074
2014	843,571	65,095	3,374	31,199	943,239
2013	912,736	61,776	3,225	40,381	1,018,118
2012	940,436	44,769	2,838	24,523	1,012,566
2011	1,459,615	43,409	1,576	18,517	1,523,117
2010	1,244,642	69,158	1,701	21,925	1,337,426
2009	858,715	52,741	1,207	25,377	938,040
2008	909,643	46,440	1,410	17,208	974,701
2007	800,933	47,658	1,327	34,637	884,555
2006	764,803	45,148	1,434	28,596	839,981

Source:

MoDOT Schedule of Expenditures of Federal Awards prepared for inclusion in the State Auditor's single audit report for the state of Missouri

Notes:

Expenditures include State Emergency Management Agency amounts.

Fiscal year 2016 data is not yet available.

Revenue Capacity Revenue Base – State Motor Fuel Taxes

Years Ended June 30

(Amounts in Thousands)

<u>Year</u>	<u>Gallons</u>	<u>Net State Receipts</u>	<u>Distribution</u>		
			<u>Cities</u>	<u>Counties</u>	<u>MoDOT</u>
2016	4,107,558	\$697,580	\$104,130	\$81,663	\$511,787
2015	4,009,046	680,045	103,909	81,487	494,649
2014	3,925,826	667,361	100,077	78,484	488,800
2013	3,919,121	666,106	99,433	77,980	488,693
2012	3,976,007	676,601	100,994	79,206	496,401
2011	4,033,033	685,447	103,065	80,851	501,531
2010	4,032,237	684,164	102,113	80,085	501,966
2009	4,002,068	680,862	101,685	79,750	499,427
2008	4,182,599	710,246	106,357	83,418	520,471
2007	4,141,906	704,071	105,875	83,036	515,160

Source:

MoDOT Financial Services Division

Notes:

Amounts are provided on a cash basis.

Dollar amounts are shown net of motor fuel tax refunds.

Revenue Capacity

Revenue Rates – State Motor Fuel Taxes

Years Ended June 30

(Cents per Gallon)

<u>Year</u>	<u>Total Fuel Tax Rate</u>	<u>Local Governments</u>	<u>MoDOT</u>
2016	17.00	4.55	12.45
2015	17.00	4.55	12.45
2014	17.00	4.55	12.45
2013	17.00	4.55	12.45
2012	17.00	4.55	12.45
2011	17.00	4.55	12.45
2010	17.00	4.55	12.45
2009	17.00	4.55	12.45
2008	17.00	4.55	12.45
2007	17.00	4.55	12.45

Source:

MoDOT Financial Services Division

Note:

Motor fuel tax rates are established by Chapter 142, RSMo. Increases in these rates require a statutory change.

Revenue Capacity Principal Revenue Suppliers – State Motor Fuel Taxes

Year Ended June 30

(Amounts in Thousands)

	<u>2016</u>	<u>2007</u>
Gallons from top ten suppliers	3,548,114	3,447,494
Net revenue from top ten suppliers	\$ 603,179	\$ 586,074
Net revenue from all suppliers	\$ 697,580	\$ 745,269
Percentage from top ten suppliers	86 %	79 %

Sources:

Net revenue from top ten suppliers: Missouri Department of Revenue

Net revenue from all suppliers: MoDOT Financial Services Division

Remainder of information is extrapolated

Notes:

Top ten supplier information is released by the Department of Revenue only in the aggregate. Information on individual suppliers is not available. There are 115 total suppliers.



This page intentionally left blank

Debt Capacity Ratios of Outstanding Debt

Years Ended June 30

(Amounts in Thousands Except Per Capita)

<u>Debt Outstanding at June 30</u>				
<u>Year</u>	<u>Road Bonds</u>	<u>Notes Issued</u>	<u>Capital Leases</u>	<u>Total</u>
2016	\$2,341,150	\$ 644	\$ 127	\$2,341,921
2015	2,509,620	7,230	60	2,516,910
2014	2,679,170	22,923	93	2,702,186
2013	2,918,000	26,404	2,269	2,946,673
2012	3,071,525	28,405	2,466	3,102,396
2011	3,204,715	23,678	8,476	3,236,869
2010	3,352,640	32,707	14,322	3,399,669
2009	2,355,925	27,164	19,646	2,402,735
2008	2,298,080	34,042	28,443	2,360,565
2007	1,833,795	46,453	35,225	1,915,473

Sources:

Personal Income: United States Department of Commerce, Bureau of Economic Analysis

Population: United States Department of Commerce, Census Bureau

Notes:

Personal income and population are reported on a calendar year basis within the applicable fiscal year.

<u>Ratio of Debt to Income</u>		<u>Ratio of Debt to Population</u>	
<u>Personal Income</u>	<u>Percentage of Personal Income</u>	<u>Population</u>	<u>Per Capita</u>
\$263,751,000	0.89 %	6,084	\$385
255,748,000	0.98	6,064	415
238,095,000	1.13	6,044	447
223,049,000	1.32	6,022	490
229,986,000	1.35	6,011	516
217,486,000	1.49	6,012	538
213,238,000	1.59	5,987	568
205,288,000	1.17	5,912	406
198,757,000	1.19	5,878	402
188,399,000	1.02	5,838	328

Debt Capacity Pledged Revenue Coverage Related to Revenue Bonds

Years Ended June 30

(Amounts in Thousands Except Coverage)

<u>Year</u>	<u>Senior Bond Revenues (1)</u>	<u>Operating Expenses (2)</u>	<u>Senior Net Pledged Revenues Available</u>	<u>Senior Lien Bonds</u>		
				<u>Principal</u>	<u>Interest</u>	<u>Coverage</u>
2016	\$968,300	\$372,800	\$595,500	\$51,965	\$19,090	8.38
2015	934,340	373,739	560,601	50,395	21,555	7.79
2014	914,514	348,537	565,977	47,815	23,877	7.89
2013	937,165	333,327	603,838	44,255	25,467	8.66
2012	935,399	342,240	593,159	31,790	26,868	10.11
2011	929,143	324,416	604,727	56,795	28,443	7.09
2010	916,929	281,320	635,609	41,280	32,386	8.63
2009	906,977	279,971	627,006	39,540	34,339	8.49
2008	965,169	279,823	685,346	38,005	36,118	9.25
2007	959,049	269,210	689,839	36,740	38,899	9.12

<u>Year</u>	<u>Federal Reimbursement Revenues (5)</u>	<u>Expenses</u>	<u>Federal Reimbursement Bonds Net Pledged Revenues</u>	<u>Federal Reimbursement</u>		
				<u>Principal</u>	<u>Interest (6)</u>	<u>Coverage</u>
2016	\$ 692,366	\$ ---	\$ 692,366	\$37,325	\$29,840	10.31
2015	624,417	---	624,417	36,000	31,203	9.29
2014	708,726	---	708,726	34,825	32,453	10.53
2013	771,710	---	771,710	33,450	33,161	11.59
2012	719,532	---	719,532	32,725	33,889	10.80
2011	1,226,128	---	1,226,128	30,595	36,026	18.40
2010	749,825	---	749,825	---	19,476	38.50
2009	712,574	---	712,574	---	2,596	274.44
2008	---	---	---	---	---	---
2007	---	---	---	---	---	---

Sources:
MoDOT Financial Services Division

Notes:

(1) Senior Bond Revenues consist of various percentages of the state motor fuel tax, sales and use taxes and motor vehicle fees, as set by the state's constitution and statutes. Revenues are reported net of refunds and exclude sales tax revenue deposited into the State Road Bond Fund.

(2) Operating Expenses consist of retirement benefit costs, the cost of enforcement of motor vehicle laws and the cost of collection of taxes and fees. The cost of collection reflects actual expenditures and does not reflect any Missouri Department of Revenue refunds associated with spending over the three percent cap during previous years.

(3) First, Second, Third Lien Revenues consist of sales taxes deposited into the State Road Bond Fund.

(4) First, Second, Third Lien Net Pledged Revenues consist of excess Senior Net Pledged Revenues and sales tax deposited into the State Road Bond Fund.

(5) Federal Reimbursement Revenues exclude American Recovery and Reinvestment Act revenue and amounts passed through to other political entities. For debt service coverage calculation purposes, excess First, Second, Third Lien Net Revenues are not included.

(6) Federal reimbursement interest is reported net of federal subsidies associated with Build America Bonds.

First, Second, Third Lien Revenues (3)	First, Second, Third Lien Net Pledged Revenues (4)	First Lien			Second Lien			Third Lien		
		Principal	Interest	Coverage	Principal	Interest	Coverage	Principal	Interest	Coverage
\$170,460	\$694,905	\$22,520	\$30,039	13.22	\$56,660	\$22,507	5.28	\$ ---	\$10,276	4.89
162,858	651,509	53,940	30,044	7.76	13,555	21,768	5.46	15,660	10,308	4.48
149,793	644,078	52,330	38,643	7.08	12,055	25,316	5.02	15,025	10,352	4.19
113,443	647,559	50,805	41,111	7.05	10,605	25,798	5.05	14,410	9,974	4.24
106,451	640,952	49,385	43,432	6.91	5,465	26,024	5.16	13,825	9,989	4.33
100,945	620,434	48,025	45,721	6.62	1,600	26,088	5.11	---	10,048	4.72
93,744	655,687	41,725	47,609	7.34	5,280	26,299	5.42	---	4,785	5.22
91,013	644,140	35,575	49,140	7.60	9,775	26,690	5.32	---	668	5.29
84,476	695,699	24,510	50,204	9.31	---	16,978	7.59	---	1,654	7.45
65,738	679,938	23,530	40,651	10.60	---	---	---	13,080	2,339	8.55

Demographic and Economic Information Population, Personal Income and Unemployment Rate

Years Ended December 31

(Amounts in Thousands)

<u>Year</u>	<u>Population</u>	<u>Personal Income</u>	<u>Per Capita Personal Income</u>	<u>Unemployment Rate</u>
2015	6,084	\$263,751,000	\$43	3.9 %
2014	6,064	255,748,000	42	5.1
2013	6,044	238,095,000	39	7.4
2012	6,022	223,049,000	39	7.6
2011	6,011	229,986,000	38	7.7
2010	6,012	217,486,000	36	9.2
2009	5,988	213,238,000	36	9.2
2008	5,912	205,288,000	35	6.0
2007	5,878	198,757,000	34	5.1
2006	5,838	188,399,000	32	5.2

Sources:

Population: United States Department of Commerce, Census Bureau

Personal Income, Per Capita Personal Income and Unemployment Rate: United States Department of Commerce, Bureau of Economic Analysis

Demographic and Economic Information Employment Sectors

Years Ended December 31

(Amounts in Thousands)

	<u>2015</u>			<u>2006</u>		
	<u>Employees</u>	<u>Rank</u>	<u>Percentage</u>	<u>Employees</u>	<u>Rank</u>	<u>Percentage</u>
Trade, transportation and utilities	540	1	20 %	561	1	20 %
Education and health services	452	2	16	384	3	14
Government	442	3	16	446	2	16
Professional and business services	373	4	13	339	4	12
Leisure and hospitality	276	5	10	272	6	10
Manufacturing	260	6	9	307	5	11
Financial activities	166	7	6	166	7	6
Construction, natural resources and mining	121	8	4	150	8	5
Other services	115	9	4	120	9	4
Information	<u>53</u>	10	<u>2</u>	<u>64</u>	10	<u>2</u>
Total	<u>2,798</u>		<u>100 %</u>	<u>2,809</u>		<u>100 %</u>

Source:

United States Department of Labor, Bureau of Labor Statistics

Note:

Information on employers is provided at the more general level of employment sectors, rather than the top ten specific employers of the state of Missouri. This data is more relevant to the mission of a transportation system.

Demographic and Economic Information Licensed Drivers with Population Data

Years Ended June 30

(Amounts in Thousands)

<u>Year</u>	<u>Licensed Drivers</u>	<u>Change in Licensed Drivers</u>	<u>Population</u>	<u>Change in Population</u>
2015	4,213	(82)	6,064	20
2014	4,295	15	6,044	22
2013	4,280	(8)	6,022	11
2012	4,288	11	6,011	(1)
2011	4,277	31	6,012	24
2010	4,246	28	5,988	76
2009	4,218	21	5,912	34
2008	4,197	35	5,878	40
2007	4,162	22	5,838	50
2006	4,140	5	5,788	43

Sources:

Licensed Drivers: Missouri Department of Revenue for federal reporting

Population: United States Department of Commerce, Census Bureau

Notes:

Fiscal year 2016 licensed drivers' data is not yet available.

Population is reported on a calendar year basis within the applicable fiscal year.

Demographic and Economic Information Vehicle Registrations with Fuel Tax Receipts

Years Ended June 30

(Amounts in Thousands Except Fuel Tax Receipts per Registration)

<u>Fiscal Year</u>	<u>Registrations</u>	<u>Percentage Change in Registrations</u>	<u>Net State Fuel Tax Receipts</u>	<u>Percentage Change in Fuel Tax Receipts</u>	<u>Fuel Tax Receipts per Registration</u>
2015	6,689	4.7 %	\$680,045	2.6 %	104
2014	6,390	(6.1)	667,361	1.9	106
2013	6,807	2.2	666,106	0.2	98
2012	6,659	8.7	676,601	(2.8)	100
2011	6,124	(8.5)	685,447	0.2	112
2010	6,691	10.5	684,164	0.5	102
2009	6,057	1.6	680,862	(4.1)	112
2008	5,961	(0.6)	710,246	0.9	119
2007	5,997	(0.7)	704,071	(0.5)	117
2006	6,040	7.7	707,856	(0.4)	117

Sources:

Registrations: Missouri Department of Revenue, Missouri State Highway Patrol and MoDOT for federal reporting

Fuel Tax Receipts: MoDOT Financial Services Division, cash basis

Note:

Fiscal year 2016 registrations data is not yet available.

Operating Information

Demand and Level of Service Indicators

Years Ended December 31

<u>Year</u>	<u>Daily Vehicle Miles Traveled (Amounts in Thousands)</u>			<u>Population (Amounts in Thousands)</u>	<u>Average Daily Miles Per Capita</u>
	<u>State Highways</u>	<u>Non-State Highways</u>	<u>Total Public Highways</u>		
2015	136,129	60,849	196,978	6,084	32.4
2014	134,056	60,293	194,349	6,064	32.1
2013	131,064	58,871	189,935	6,044	31.4
2012	130,518	56,887	187,405	6,022	31.1
2011	129,512	58,948	188,460	6,011	31.4
2010	130,628	62,879	193,507	6,012	32.2
2009	130,047	59,257	189,304	5,988	31.6
2008	130,703	55,834	186,537	5,912	31.6
2007	134,149	55,303	189,452	5,878	32.2
2006	132,758	55,828	188,586	5,838	32.3

Sources:

Daily Vehicle Miles Traveled: MoDOT Transportation Planning Division

Population: United States Department of Commerce, Census Bureau



This page intentionally left blank

Operating Information

Demand and Level of Service Indicators

Years Ended June 30

<u>Year</u>	<u>Freight Tonnage By Mode (Amounts In Thousands) (1) (2)</u>				<u>Travel Information by Mode</u>		
	<u>Port (4)</u>	<u>Motor Carrier</u>	<u>Aviation</u>	<u>Rail</u>	<u>Number of Transit Passengers</u>	<u>Number of River Runner Rail Passengers</u>	<u>Number of Airline Passengers (Amounts in Millions) (2)</u>
2016	n/a-cy	n/a-cy	n/a-cy	n/a-cy	n/a-src	172,000	n/a-cy
2015	37,000	485,000	186	397,000	62,800,000	185,600	n/a-src
2014	39,000	485,000	196	431,000	63,100,000	189,200	11.9
2013	35,000	464,000	198	420,000	62,500,000	197,000	11.6
2012	30,000	409,000	195	438,000	63,400,000	193,000	11.6
2011	33,000	400,000	197	449,000	58,600,000	191,000	11.7
2010	33,000	398,000	182	441,000	56,300,000	165,000	11.5
2009	24,000	368,000	190	416,000	68,400,000	153,000	11.5
2008	26,000	361,000	240	412,000	68,600,000	138,000	13.0
2007	29,000	470,000	260	410,000	64,800,000	144,312	13.4

Source:

MoDOT Tracker – Measures of Departmental Performance

Notes:

- (1) Data is estimated and provides generalized trends and movements.
- (2) Measured on a calendar year basis.
- (3) Negative numbers mean final project cost was less than the amount budgeted for the project.
- (4) Prior years data may be updated for information received in subsequent years.

n/a-cy: Not available - calendar year basis.

n/a-src: Not available - external source provides data.

<u>Road and Bridge Projects</u>		<u>Safety</u>		
<u>Percent of Programmed Project Cost As Compared To Final Project Cost (3)</u>	<u>Percent of Projects Completed on Time</u>	<u>Number of Fatalities from Traffic Crashes (2) (4)</u>	<u>Number of Serious Injuries from Traffic Crashes (2) (4)</u>	<u>Percent of Stripes on Major Roads In Good Condition (2)</u>
(2.65) %	68 %	n/a-cy	n/a-cy	n/a-cy
(5.56)	67	870	4,402	53.8 %
(7.70)	73	766	4,657	83.0
(12.47)	80	757	4,938	92.1
(10.43)	75	826	5,506	96.4
(15.37)	74	786	5,643	92.4
(11.48)	79	821	6,096	91.3
0.31	67	878	6,540	91.0
(2.27)	71	960	6,931	96.4
(2.57)	74	992	7,744	95.7

Operating Information
Capital Asset Indicators ⁽¹⁾
 Years Ended December 31

<u>Year</u>	<u>Centerline Miles</u>	<u>Percentage of Major Highways In Good Condition</u>	<u>Number of Bridges in Poor Condition (2)</u>
2015	33,873	90.4 %	1,898
2014	33,892	89.2	1,914
2013	33,890	89.7	1,966
2012	33,885	88.5	2,081
2011	33,845	88.1	2,208
2010	33,702	85.8	2,486
2009	33,639	86.5	2,679
2008	33,676	83.4	2,838
2007	33,685	78.0	2,844
2006	33,681	74.0	2,836

Sources:

MoDOT Tracker – Measures of Departmental Performance

Centerline miles provided by Transportation Planning Division

Notes:

(1) Assets of non-highway modes are not owned by the state. MoDOT administers funds to those entities, primarily through federal and state grants.

(2) The Safe and Sound Bridge Improvement program, completed in October 2012, rehabilitated 248 and replaced 554 bridges.

Operating Information Capital Asset Indicators

Years Ended December 31

Functional Classification	Total Public Centerline Miles									
	2015	2014	2013	2012	2011	2010	2009	2008	2007	2006
Rural										
Interstate	842	842	841	867	723	722	722	722	722	800
Freeway/expressway	926	920	923	878	967	953	2	2	---	---
Principal arterial	2,029	2,043	2,037	2,103	2,157	2,171	3,115	3,116	3,117	3,246
Minor arterial	3,959	3,953	3,964	3,962	3,959	3,944	3,948	3,927	3,927	4,076
Major collector	16,137	16,134	16,164	16,191	16,181	16,185	16,182	16,211	16,216	16,444
Minor collector	5,943	5,946	5,953	5,961	5,954	5,944	5,948	5,961	5,966	5,995
Local	927	923	934	965	963	935	885	875	869	922
Urban										
Interstate	538	538	538	512	482	459	459	459	459	381
Freeway/expressway	468	461	446	434	455	470	398	397	399	343
Principal arterial	654	689	708	719	730	730	803	808	811	701
Minor arterial	597	582	571	565	549	527	526	516	513	352
Major collector	523	517	485	446	445	414	410	437	442	235
Minor collector	22	23	14	2	---	---	---	---	---	---
Local	308	321	312	280	280	248	241	245	244	186
Total centerline miles	<u>33,873</u>	<u>33,892</u>	<u>33,890</u>	<u>33,885</u>	<u>33,845</u>	<u>33,702</u>	<u>33,639</u>	<u>33,676</u>	<u>33,685</u>	<u>33,681</u>
Statewide Composite										
Interstate	1,380	1,380	1,379	1,379	1,206	1,181	1,181	1,181	1,181	1,181
Freeway/expressway	1,394	1,381	1,369	1,312	1,421	1,423	400	399	399	343
Arterial	7,239	7,267	7,280	7,349	7,394	7,372	8,392	8,367	8,368	8,375
Collector	22,625	22,620	22,616	22,600	22,580	22,542	22,540	22,609	22,624	22,674
Local	1,235	1,244	1,246	1,245	1,244	1,184	1,126	1,120	1,113	1,108
Total centerline miles	<u>33,873</u>	<u>33,892</u>	<u>33,890</u>	<u>33,885</u>	<u>33,845</u>	<u>33,702</u>	<u>33,639</u>	<u>33,676</u>	<u>33,685</u>	<u>33,681</u>

Source:

MoDOT Transportation Planning Division

Operating Information

Employee Full-Time Equivalents (FTE)

Years Ended June 30

	<u>2016</u>	<u>2015</u>	<u>2014</u>	<u>2013</u>	<u>2012</u>	<u>2011</u>	<u>2010</u>	<u>2009</u>	<u>2008</u>
District offices	4,493	4,610	4,653	4,501	4,685	5,183	5,541	5,512	5,577
Central office	<u>763</u>	<u>771</u>	<u>765</u>	<u>765</u>	<u>886</u>	<u>1,028</u>	<u>1,096</u>	<u>1,124</u>	<u>1,189</u>
Total	<u>5,256</u>	<u>5,381</u>	<u>5,418</u>	<u>5,266</u>	<u>5,571</u>	<u>6,211</u>	<u>6,637</u>	<u>6,636</u>	<u>6,766</u>

Source:

State of Missouri payroll reporting system

Note:

The decreases in 2011-2013 resulted from planned staffing reductions.

Other Information



This page intentionally left blank

**Independent Auditors' Report On Internal
Control Over Financial Reporting And On
Compliance And Other Matters Based On An
Audit Of Financial Statements Performed In
Accordance With *Government Auditing Standards***

Missouri Highways and Transportation Commission
Missouri Department of Transportation
Jefferson City, Missouri

We have audited, in accordance with the auditing standards generally accepted in the United States of America and the standards applicable to financial audits contained in *Government Auditing Standards* issued by the Comptroller General of the United States, the financial statements of the governmental activities, each major fund, and the aggregate remaining fund information of the Missouri Department of Transportation (the Department), as of and for the year ended June 30, 2016, and the related notes to the financial statements, which collectively comprise the Department's basic financial statements, and have issued our report thereon dated September 28, 2016.

Internal Control Over Financial Reporting

In planning and performing our audit of the financial statements, we considered the Department's internal control over financial reporting (internal control) to determine the audit procedures that are appropriate in the circumstances for the purpose of expressing our opinions on the financial statements, but not for the purpose of expressing an opinion on the effectiveness of the Department's internal control. Accordingly, we do not express an opinion on the effectiveness of the Department's internal control.

A *deficiency in internal control* exists when the design or operation of a control does not allow management or employees, in the normal course of performing their assigned functions, to prevent, or detect and correct misstatements on a timely basis. A *material weakness* is a deficiency, or combination of deficiencies, in internal control, such that there is a reasonable possibility that a material misstatement of the entity's financial statements will not be prevented, or detected and corrected on a timely basis. A *significant deficiency* is a deficiency, or a combination of deficiencies, in internal control that is less severe than a material weakness, yet important enough to merit attention by those charged with governance.

Our consideration of internal control was for the limited purpose described in the first paragraph of this section and was not designed to identify all deficiencies in internal control that might be material weaknesses or significant deficiencies. Given these limitations, during our audit we did not identify any deficiencies in internal control that we consider to be material weaknesses. However, material weaknesses may exist that have not been identified.

Compliance And Other Matters

As part of obtaining reasonable assurance about whether the Department's financial statements are free of material misstatement, we performed tests of its compliance with certain provisions of laws, regulations, contracts and grant agreements, noncompliance with which could have a direct and material effect on the determination of financial statement amounts. However, providing an opinion on compliance with those provisions was not an objective of our audit, and accordingly, we do not express such an opinion. The results of our tests disclosed no instances of noncompliance or other matters that are required to be reported under *Government Auditing Standards*.

Purpose Of This Report

The purpose of this report is solely to describe the scope of our testing of internal control and compliance and the results of that testing, and not to provide an opinion on the effectiveness of the entity's internal control or on compliance. This report is an integral part of an audit performed in accordance with *Government Auditing Standards* in considering the entity's internal control and compliance. Accordingly, this communication is not suitable for any other purpose.

RubinBrown LLP

September 28, 2016

Total State & Federal Revenue as proposed in the 1992 Plan RSMo 21.795.2(1)(d)

The information in this section is in accordance with the highlighted portion in the following section of the reporting statute. "2. *The department of transportation shall submit a written report prior to November tenth of each year to the governor, lieutenant governor, and every member of the senate and house of representatives. The report shall be posted to the department's Internet website so that general assembly members may elect to access a copy of the report electronically. The written report shall contain the following:*

(1) A comprehensive financial report of all funds for the preceding state fiscal year which shall include a report by independent certified public accountants, selected by the commissioner of the office of administration, attesting that the financial statements present fairly the financial position of the department in conformity with generally accepted government accounting principles. This report shall include amounts of:

(a) State revenues by sources, amounts of federal revenues by source;

(b) Any other revenues available to the department by source;

(c) Funds appropriated, the amount the department has budgeted and expended for the following: contracts, right-of-way purchases, preliminary and construction engineering, maintenance operations and administration;

(d) Total state and federal revenue compared to the revenue estimate in the fifteen-year highway plan as adopted in 1992. All expenditures made by, or on behalf of, the department for personal services including fringe benefits, all categories of expense and equipment, real estate and capital improvements shall be assigned to the categories listed in this subdivision in conformity with generally accepted government accounting principles; ..." Section 21.795.2, RSMo 2009 (L. 2009 HB 683 merged with HB 752). (emphasis added).

SCHEDULE OF 2016 TOTAL STATE AND FEDERAL REVENUE

This data is presented to provide financial information to comply with RSMo 21.795.2(1)(d)

Total State and Federal Revenue Comparison - RSMo 21.795.2(1)(d)
Actual Revenue Comparison in Fifteen Year Plan Format
(Dollars in Millions)

	Actual <u>FY 2016</u>	FY 2010 <u>3/10/92 Plan</u>	Actual <u>Less: 3/10/92</u>
Current State Revenue ¹	\$1,144	\$864	\$280
From Funding Package	171	187	(16)
Total State Revenue	<u>1,315</u>	<u>1,051</u>	<u>264</u>
Estimated Federal Funds ²	692	583	109
Total Funds Available	<u><u>\$2,007</u></u>	<u><u>\$1,634</u></u>	<u><u>\$373</u></u>

Notes:

¹Incidental revenue was not included in current revenue in the 1992 Plan projections. Therefore, for a direct comparison, incidental revenue is excluded from the actual total.

²The federal funds variance is due to increased federal highway fund apportionments from the federal highway and transit programs legislation – the Transportation Equity Act for the 21st Century (TEA-21), Safe, Accountable, Flexible, Efficient Transportation Equity Act: A Legacy for Users (SAFETEA-LU), Moving Ahead for Progress in the 21st Century Act (MAP-21) and Fixing America's Surface Transportation Act (FAST). The American Recovery and Reinvestment Act (ARRA) also provided additional federal highway funds.

Criteria for Project Prioritization

RSMo 21.795.2(2)

Introduction

The information in this section is in accordance with the highlighted portion in the following section of the reporting statute. *"(2) A detailed explanation of the methods or criteria employed to select construction projects, including a listing of any new or reprioritized projects not mentioned in a previous report, and an explanation as to how the new or reprioritized projects meet the selection methods or criteria;"* Section 21.795.2(2), RSMo (A.L. 2012 H.B. 1402)

The Five-Year Highway and Bridge Construction Schedule establishes work for 2017-2021. As each year of the plan is completed, a new year is added. Except for improvements specified in Sections 2B and 2C, schedules for 2017-2021 are the same as in last year's report.

The Missouri Highways and Transportation Commission endorsed the Planning Framework in March of 2004. The framework is an open and transparent process for project selection and prioritization that includes public participation.

Public Involvement

Public involvement in project development and programming activities is a key element in gaining public acceptance critical to the success of any transportation improvement program. The recent multi-year federal transportation bills have emphasized the necessity of public involvement. In Missouri, the approach is primarily to seek involvement from four groups: metropolitan planning organizations, regional planning commissions, local officials and the general public. Through public involvement, all Missourians have a say in how transportation dollars are spent.

Metropolitan planning organizations represent urbanized areas with populations over 50,000. They are responsible for transportation planning within their regions. Regional planning commissions represent multi-county rural regions and are charged with coordinating functions of local governments, including transportation planning. The public is involved in the planning process in two ways: 1) through election of the local officials who comprise the regional planning commission and metropolitan planning organization boards of directors; and 2) through direct contact with MoDOT, metropolitan planning organizations, regional planning commissions or local officials.

Public involvement for development of transportation improvements begins several years before the projects actually appear in the STIP.

Transportation planning consists of a series of decisions that direct the use of current and future available resources to accomplish Missouri's transportation goals. The current transportation planning process can be summarized in the following steps.

1. Develop Missouri's long range transportation plan
2. Identify and prioritize needs
3. Develop solutions and design projects
4. Prioritize and select projects for the STIP's Highway and Construction Schedule

Develop Missouri's Long Range Transportation Plan

MoDOT's long-range transportation plan identifies the state's transportation vision for the next 20 years. The plan also identifies what the public expects of the state transportation system.

MoDOT's current long range transportation plan was completed in February 2014. The federally required plan, called "A Vision for Missouri's Transportation Future," is designed to guide transportation decision-making throughout the state. It was developed after an intense seven-month public engagement period that resulted in over 12,000 suggestions ranging from big picture ideas to localized projects.

Based on the input received, four goal areas were established: 1) take care of the transportation system and services we enjoy today; 2) keep all travelers safe, no matter the mode of transportation; 3) invest in projects that spur economic growth and create jobs; and 4) give Missourians better transportation choices (more viable urban and rural transit, friendlier bike and pedestrian accommodations, improvements in rail, ports and airport operations).

The vision is Missouri's ideal transportation system, but without additional resources, MoDOT will not be able to deliver this vision. At present levels of funding, MoDOT is focused on the public's top priority: taking care of the existing system.

The plan, including what Missourians said should be priorities over the next 20 years, can be found at www.missourionthefuture.org.

Identify and Prioritize Needs

There are many transportation problems, often called needs, on Missouri's transportation system. Identifying these needs is a continuous process and crucial for successful planning. For example, one need might be redesigning a high-accident location, such as an intersection; another need might be a location improvement that helps a new business move products more efficiently. There are two levels of needs identification, regional and statewide, and they are classified in two groups – physical system condition needs and functional needs. Physical system condition needs target the state of repair of road and bridge components. Functional needs target how well the transportation system is operating.

Statewide needs are identified formally through the long-range transportation planning process, and public outreach is done in conjunction with the long-range transportation plan development. These needs typically cross several county lines, and involve interstates and major highways.

MoDOT districts work with planning partners – such as local and regional elected and community officials, and representatives of the metropolitan planning organizations and

regional planning commissions – to identify regional transportation needs. Specific methods and timeframes are discussed in the implementation section of MoDOT’s planning framework for guiding transportation decisions and investments.

Prioritizing needs is the process of deciding which problems, from the list of identified needs, should be addressed first. This can be a difficult task given a wide variety of needs. Not only do needs have different subject matter – safety, maintenance or economic development – they have varying time horizons. A structurally deficient bridge might be a more immediate need than a resurfacing project. However, simply being an immediate need does not guarantee a higher priority. These complicated decisions require a coordinated effort from many groups.

Needs prioritization is based on the goals in Missouri’s long-range transportation plan. MoDOT districts work with planning partners to prioritize regional needs annually. Each region develops a program that first addresses its asset management goals of maintaining the current condition. If a region has funds remaining after programming the work needed to keep its system at its current condition, then other regional needs may be considered and programmed. Needs will be prioritized using the processes established in MoDOT’s planning framework, which are based primarily on objective data. Using the results of the prioritization process as a starting point, MoDOT districts work with planning partners to divide needs into three categories.

- High – Resources are focused on addressing these needs first. They are the first to be selected for preliminary engineering.
- Medium – These needs may be addressed as additional resources become available.
- Low – No work is in progress to address these needs at this time.

The high-priority needs list is fiscally constrained to about 10 years of funding and is not a commitment to design or construct projects. Existing needs will be re-evaluated each time needs are prioritized. Some high-priority needs may never be designed or constructed due to prohibitive costs, changing priorities or other reasons. Needs from the high-priority list will be selected for preliminary project design.

Develop Solutions and Design Projects

When the high-priority needs have been identified, they are evaluated to find the best solution to the problem based on engineering expertise, public input and financial considerations. Environmental impact is another factor that influences the development and selection of a solution. There are a variety of environmental reviews that must occur for the proposed solutions. Some solutions may be less desirable or eliminated from consideration due to the extent of the environmental impacts. After a solution is agreed upon, design plans are started.

Determining the cause of a problem is often more complicated than might be expected. For instance, a high incidence of accidents at a given intersection might be due to poor sight distances, weather conditions, signal timing, roadway geometry or even reckless driving. Identifying the primary reason or combination of reasons for the problem is key to developing effective solutions.

When a problem is identified, the natural tendency for any problem-solver is to immediately offer the solution. Effective planning requires developing many possible solutions in order to capture the most efficient and effective solution. MoDOT engineers and planners are experts at generating good solutions to transportation problems. MoDOT staff is even more effective when working with local and regional officials to generate the solutions. This process reveals issues and concerns that may not have previously been evident.

The public's involvement in defining needs and determining the appropriate solutions will take several forms. The public may actually initiate the investigation of needs by contacting MoDOT or its planning partners. The public, through its local officials, has representation in determining the best solution for the transportation need. As MoDOT develops public involvement plans for specific projects, the public will have further opportunity to review concepts and provide input.

Prioritize and Select Projects for Construction

Deciding which projects to do and when to do them is a complicated and often controversial matter. Gathering and discerning public input is crucial to realizing the full benefit of available funds for Missouri's transportation system. MoDOT relies on local and regional planning agencies for this process.

The project prioritization processes are based primarily on data and serve as a starting place for determining the best candidates for funding. There are separate project prioritization processes for each category in MoDOT's funding distribution method.

Each region must first develop a program to reach its asset management goals. After a region demonstrates it can reach those goals, it may prioritize and fund other regional needs. The project prioritization processes include the following.

- Safety
- Taking care of the system
- Interstates and major bridges
- Flexible and other regional needs

Projects are divided into three categories - high, medium and low - within each funding category. Each time projects are prioritized, existing projects not yet programmed for construction are re-evaluated.

Projects are prioritized against other projects in the same funding category. Smaller projects and those intended to take care of the existing system are compared with one another. And, once a region demonstrates it can meet its asset management goals, similar size regional projects may be prioritized against one another. MoDOT works with local and regional officials to determine the priority of the projects in each funding category. Projects on the high-priority project list are candidates for funding.

Additionally, each of Missouri's nine metropolitan planning organizations (MPO) located in Cape Girardeau (Southeast Metropolitan Planning Organization - SEMPO), Columbia (Columbia Area Transportation Study Organization - CATSO), Fayetteville-Springdale-

Rogers AR (and a small part of McDonald County, MO) (Northwest Arkansas Regional Planning Commission - NWARPC), Jefferson City (Capital Area Metropolitan Planning Organization - CAMPO), Joplin (Joplin Area Transportation Study Organization - JATSO), Kansas City (Mid-America Regional Council - MARC), St. Joseph (St. Joseph Area Transportation Study Organization - SJATSO), St. Louis (East-West Gateway Council of Governments - EWGCOG) and Springfield (Ozarks Transportation Organization - OTO) prepares a Transportation Improvement Program (TIP) and a long-range transportation plan (LRTP) for its MPO area. These TIPs are the accumulation of federally funded projects proposed by their local governments and MoDOT. These projects are consistent with the LRTP's goals and objectives. MoDOT uses public input received throughout the year to develop its submittal for the MPO's TIP. Each MPO has an approved public involvement plan for its respective area that allows for review and feedback from individual citizens, organizations, agencies and local area governments. Using public input as one of its decision factors, the MPO determines the projects in its area that will be programmed for construction. Northwest Arkansas Regional Planning Commission, representing the Fayetteville-Springdale-Rogers AR-MO metropolitan area, is Missouri's newest MPO. It is an expansion of Arkansas's MPO into a small part of McDonald County, Missouri, which took effect in June 2014.

These TIPs are incorporated by reference into the five-year STIP without modification.

Public Review Period

Comments from the public and the planning partners are considered throughout the year in an effort to maximize Missouri's resources. Based on public and engineering input, a draft of the STIP is published, followed by a 30-day public review period. During this public review period, the program is distributed to MoDOT districts for public access, and the Federal Highway Administration (FHWA) and Federal Transit Administration (FTA) for review. The STIP is also available on MoDOT's Web site at www.modot.org/plansandprojects/index.htm. Citizens have the opportunity to provide comments by mail, e-mail or telephone (by calling 1-888-ASK-MODOT) to district representatives during this time period. MoDOT responds to the comments received through an acknowledgement or by providing additional information, depending on the nature of the comment. Most answers or acknowledgements are sent within five business days of receiving the comment. Some comments require more time for research before an answer can be provided. Changes are made as appropriate in response to comments before a final STIP is developed and presented to the Missouri Highways and Transportation Commission (MHTC) for approval. Input from this part of the process will be used to measure the effectiveness of the program and to begin making improvements on next year's program. The STIP becomes effective when approved by the MHTC as well as the FHWA and FTA.

Program Amendments

After the STIP has been approved, which typically occurs in July, project changes may occur. Projects may need to be added or revised because of unforeseen circumstances. These changes are referred to as amendments. The public involvement process for STIP amendments occurs prior to incorporating the project in the program. Public involvement for projects inside a MPO area will be coordinated by the MPO according to its approved TIP amendment process.

A seven-day public comment period is provided for all proposed amendments and administrative amendments to the STIP. Administrative modifications do not require a seven-day public comment period. All projects follow the public involvement processes and policies defined in MoDOT's planning framework.

Reprioritized Projects in the 2016-2020 Highway and Bridge Construction Schedule RSMo 21.795.2(2)

Introduction

The information in this section is in accordance with the highlighted portion in the following section of the reporting statute. *"(2) A detailed explanation of the methods or criteria employed to select construction projects, **including a listing of any new or reprioritized projects not mentioned in a previous report, and an explanation as to how the new or reprioritized projects meet the selection methods or criteria;**"* Section 21.795.2(2), RSMo (A.L. 2012 H.B. 1402)

This section identifies projects in the 2016-2020 Highway and Bridge Construction Schedule reprioritized in the 2017-2021 schedule and in state fiscal year 2016.

Projects delayed, accelerated or removed are considered reprioritized. Reprioritization occurs when root projects are split into more specific projects; existing project contracts are extended; or existing projects are adjusted for unforeseen circumstances or coordination with outside agencies. Reprioritization is a normal aspect of the planning process and reflects an effort to efficiently and responsively manage the schedule.

An explanation for the date change is included with each project.

The total number of projects reprioritized (delayed, accelerated and/or removed) is 82, which represents 14 percent of the projects in the 2016-2020 Highway and Bridge Schedule as approved in July 2015. This amount and percentage is lower than last year's amount of 139 and percentage of 17.

Reprioritized Projects in the 2016-2020 Highway and Bridge Construction Schedule

RSMo 21.795.2(2)

KEY

County location of project

Job number used to track project costs

State fiscal year in which project is now to be awarded

County	Route	Job No.	2016-2020 STIP SFY	Current SFY or Award Date	Description of Location/Improvement
					Reason(s):

Route location of project

State fiscal year in which project was to be awarded in the previous STIP

Reason projects were reprioritized from the 2016-2020 Highway and Construction Program

Details of project description, improvement and location of project

Reprioritized Projects in the 2016-2020 Highway and Bridge Construction Schedule

RSMo 21.795.2(2)

(Dollars in Thousands)

County	Route	Job No.	2016-2020 STIP SFY	Current SFY or Award Date	Description of Improvement / Location
Buchanan	36	1P3035Z	2020	2021	<p>Payback from the Economic Development program to Buchanan County Agri-Business Center Board in SFY 2021 for the design, engineering and Right of way for project 1P3035.</p> <p>Reason:</p> <p>* The project was delayed due to coordination with outside agencies.</p>
Holt	29	113099	2019	2020	<p>Bridge improvements in the northbound and southbound lanes over Kimsey Creek and Rte. E near Mound City.</p> <p>Reason:</p> <p>* The project was delayed due to reprioritization of projects.</p>
Mercer	P	2S2179	2018	2017	<p>Replace bridge over Brushy Creek, 5.7 miles south of Rte. B near Mercer.</p> <p>Reason:</p> <p>* The project was accelerated due to conditions deteriorating faster than expected.</p>
Putnam	CC	2S2180	2018	2017	<p>Replace bridge over Shoal Creek, 2.2 miles north of Rte. 129 near Unionville.</p> <p>Reason:</p> <p>* The project was accelerated due to conditions deteriorating faster than expected.</p>

Reprioritized Projects in the 2016-2020 Highway and Bridge Construction Schedule

RSMo 21.795.2(2)

(Dollars in Thousands)

County	Route	Job No.	2016-2020 STIP SFY	Current SFY or Award Date	Description of Improvement / Location
Various	Various	0P3011B	2017	Removed	<p>Enhancement projects at various primary route locations in the Northwest District.</p> <p>Reason:</p> <p>* The project was removed due to being a root project, from which other projects were split. (1S3143)</p>
Worth	246	1S1049	2018	2017	<p>Replace bridge over the Platte River, 1 mile east of Rte. 46 near Sheridan.</p> <p>Reason:</p> <p>* The project was accelerated due to conditions deteriorating faster than expected.</p>
Worth	46	1S2227	2018	2017	<p>Replace bridge over Middle Fork of the Grand River, 0.2 mile west of Rte. A near Sheridan.</p> <p>Reason:</p> <p>* The project was accelerated due to conditions deteriorating faster than expected.</p>
Audrain	22	2P3095	2019	2020	<p>Pavement improvements from 0.1 mile west of Rte. E near Mexico to Rte. F in Boone County.</p> <p>Reason:</p> <p>* The project was delayed due to reprioritization of projects.</p>

Reprioritized Projects in the 2016-2020 Highway and Bridge Construction Schedule

RSMo 21.795.2(2)

(Dollars in Thousands)

County	Route	Job No.	2016-2020 STIP SFY	Current SFY or Award Date	Description of Improvement / Location
Lewis	K	3S2202	2019	2020	Bridge improvements over Middle Fabius River 1.9 miles south of Rte. Y near Labelle. Reason: * The project was delayed to accelerate a higher regional priority.
Marion	24	2P3003	2016	2017	Payment to IDOT in SFY 2017 for deck sealing on Quincy Bayview Bridge. Reason: * The project was delayed due to coordination with outside agencies.
Marion	24	2P3021	2018	2016	Payment to IDOT in SFY 2016 for expansion joint replacement on Quincy Bayview Bridge. Reason: * The project was accelerated due to coordination with outside agencies.
Marion	72	2I3096	2017	2019	Pavement improvements from 0.2 mile west of Rte. 61 to the Mississippi River in Hannibal. Reason: * The project was delayed in order to let in combination with 2P3129.
Montgomery	70	0I3002J	2016	Removed	Job Order Contracting for pavement repair from the Callaway County line to the St. Charles County line. Reason: * The project was removed because an existing project was extended for a second year.

Reprioritized Projects in the 2016-2020 Highway and Bridge Construction Schedule

RSMo 21.795.2(2)

(Dollars in Thousands)

County	Route	Job No.	2016-2020 STIP SFY	Current SFY or Award Date	Description of Improvement / Location
Montgomery	70	2I3092	2016	2017	<p>Job Order Contracting for guard cable repair on I-70 in Montgomery and Warren Counties, Rte. T in Ralls County and Rte. 36 in Macon County.</p> <p>Reason:</p> <p>* The project was delayed because an existing project was extended for a second year.</p>
Pike	54	2P3094	2016	2017	<p>Job Order Contracting for bridge repair on the Champ Clark Bridge over the Mississippi River at Louisiana.</p> <p>Reason:</p> <p>* The project was delayed to provide better coordination with other projects.</p>
Various	Various	0P3010C	2017	Removed	<p>Enhancement projects at various locations in the Northeast District.</p> <p>Reason:</p> <p>* The project was removed due to being a root project, from which other projects were split. (3P2226)</p>
Various	Various	0P3011C	2017	Removed	<p>Enhancement projects at various locations in the Northeast District.</p> <p>Reason:</p> <p>* The project was removed due to being a root project, from which other projects were split. (3P2226)</p>

Reprioritized Projects in the 2016-2020 Highway and Bridge Construction Schedule

RSMo 21.795.2(2)

(Dollars in Thousands)

County	Route	Job No.	2016-2020 STIP SFY	Current SFY or Award Date	Description of Improvement / Location
Various	Various	2L1700	2017	Removed	Pavement improvements on various primary routes in the Northeast District. Reason: * The project was removed due to being a root project, from which other projects were split. (2L1700B, 2L1700C, 2P3099 and 2P3100)
Various	Various	2P3058	2017	Removed	Pavement and bridge improvements on various primary routes in the Northeast District. Reason: * The project was removed due to being a root project, from which other projects were split. (2P3058B, 2P3058C and 2P3086)
Various	Various	2P3061	2017	2018	Pedestrian improvements and ADA Transition Plan improvements along various routes in the Northeast District. Reason: * The project was delayed to provide better coordination with other projects.
Various	Various	2P3093	2016	2017	Job Order Contracting for guardrail repair at various locations in the Northeast District. Reason: * The project was delayed because an existing project was extended for a second year.

Reprioritized Projects in the 2016-2020 Highway and Bridge Construction Schedule

RSMo 21.795.2(2)

(Dollars in Thousands)

County	Route	Job No.	2016-2020 STIP SFY	Current SFY or Award Date	Description of Improvement / Location
Cass	49	4P2360	2018	2017	<p>Bridge improvements over the South Grand River north of Archie. Project involves twin bridges A2642.</p> <p>Reason:</p> <p>* The project was accelerated due to conditions deteriorating faster than expected.</p>
Jackson	49	4P2256	2018	2017	<p>Interchange and bridge improvements at 155th Street over I-49 in Grandview, Belton and Kansas City.</p> <p>Reason:</p> <p>* The project was accelerated due to coordination with outside agencies.</p>
Jackson	71	4P2332C	2020	2018	<p>Pavement improvements from I-670 to Swope Parkway in Kansas City.</p> <p>Reason:</p> <p>* The project was accelerated in order to let in combination with 4S3153 for cost savings.</p>
Johnson	DD	4S3102Z	2016	2017	<p>Payment to Johnson County for construction of a shared use pedestrian facility along Rte. DD from Pembroke Drive to SE 591 Road.</p> <p>Reason:</p> <p>* The project was delayed due to coordination with outside agencies.</p>

Reprioritized Projects in the 2016-2020 Highway and Bridge Construction Schedule

RSMo 21.795.2(2)

(Dollars in Thousands)

County	Route	Job No.	2016-2020 STIP SFY	Current SFY or Award Date	Description of Improvement / Location
Lafayette	70	0I3002H	2016	Removed	<p>Job Order Contracting for pavement repair in Lafayette and Saline Counties.</p> <p>Reason:</p> <p>* The project was removed because an existing project was extended for a second year.</p>
Boone	740	5S3092	2016	2017	<p>Payment to Columbia for intersection and ADA improvements at the intersection of Old Rte. 63 in Columbia.</p> <p>Reason:</p> <p>* The project was delayed due to coordination with outside agencies.</p>
Callaway	63	5L3075C	2016	2017	<p>Bridge improvements on the southbound lanes over the Katy Trail, 3 miles north of Rte. 54.</p> <p>Reason:</p> <p>* The project was delayed to provide better coordination with other projects.</p>
Cooper	70	0I3002I	2016	Removed	<p>Job Order Contracting for pavement repair in Cooper, Boone and Callaway Counties.</p> <p>Reason:</p> <p>* The project was removed because an existing project was extended for a second year.</p>

Reprioritized Projects in the 2016-2020 Highway and Bridge Construction Schedule

RSMo 21.795.2(2)

(Dollars in Thousands)

County	Route	Job No.	2016-2020 STIP SFY	Current SFY or Award Date	Description of Improvement / Location
Laclede	44	0I3002Q	2016	Removed	<p>Job Order Contracting for asphalt pavement repair in Laclede, Pulaski, Phelps and Crawford Counties.</p> <p>Reason:</p> <p>* The project was removed because an existing project was extended for a second year.</p>
Laclede	5	5P3069B	2016	2017	<p>Payment to the City of Lebanon for ADA Transition Plan improvements from 6th Street to Vance Road.</p> <p>Reason:</p> <p>* The project was delayed due to coordination with outside agencies.</p>
Various	Various	5L1700	2017	Removed	<p>Pavement and bridge improvements on various primary routes in the Central District.</p> <p>Reason:</p> <p>* The project was removed due to being a root project, from which other projects were split. (5P3119, 5P3133)</p>
Various	Various	5S3042	2017	Removed	<p>Pavement and bridge improvements on various primary routes in the Central District.</p> <p>Reason:</p> <p>* The project was removed due to being a root project, from which other projects were split. (5P3125)</p>

Reprioritized Projects in the 2016-2020 Highway and Bridge Construction Schedule

RSMo 21.795.2(2)

(Dollars in Thousands)

County	Route	Job No.	2016-2020 STIP SFY	Current SFY or Award Date	Description of Improvement / Location
Various	Various	5S3043	2018	Removed	Pavement and bridge improvements on various primary routes in the Central District. Reason: * The project was removed due to being a root project, from which other projects were split. (5P3116, 5P3123, 5P3126 and 5P3128)
Franklin	IS44W to LP44	6S3101	2016	Removed	Payment to Pacific for improvements at I-44 / Viaduct Street interchange and Viaduct Street / Thornton Road intersection. Reason: * The project was removed at the request of the local agency.
Jefferson	55	6I3110	2018	2017	Pavement improvements from Rte. Z to the St. Genevieve County Line. Reason: * The project was accelerated due to conditions deteriorating faster than expected.
St. Charles	61	6P3071	2016	2017	New interchange at Rte. P and Peine Road and safety improvements at median crossovers from north of Peine Road to north of Rte. A in Wentzville. Reason: * The project was delayed due to reprioritization of projects.

Reprioritized Projects in the 2016-2020 Highway and Bridge Construction Schedule

RSMo 21.795.2(2)

(Dollars in Thousands)

County	Route	Job No.	2016-2020 STIP SFY	Current SFY or Award Date	Description of Improvement / Location
St. Charles	Various	6P3118	2016	2017	<p>Job Order Contracting for guardrail repair at various locations in St. Charles County.</p> <p>Reason:</p> <p>* The project was delayed because an existing project was extended for a second year.</p>
St. Louis	141	6P3062	2016	2017	<p>Pavement improvements from Rte. 370 to Rider Trail South.</p> <p>Reason:</p> <p>* The project was delayed due to reprioritization of projects.</p>
St. Louis	270	6I1896	2020	2021	<p>Bridge replacement at the Rte. N interchange.</p> <p>Reason:</p> <p>* The project was delayed in order to let in combination with 6I2233.</p>
St. Louis	270	6I2233	2020	2021	<p>Bridge replacement at the Rte. AC interchange.</p> <p>Reason:</p> <p>* The project was delayed due to redesigns.</p>
St. Louis	Various	6I2415B	2016	2020	<p>Create Bus Rapid Transit (BRT) and High Occupancy Vehicle (HOV) lanes at various locations in St. Louis County.</p> <p>Reason:</p> <p>* The project was delayed due to coordination with outside agencies.</p>

Reprioritized Projects in the 2016-2020 Highway and Bridge Construction Schedule

RSMo 21.795.2(2)

(Dollars in Thousands)

County	Route	Job No.	2016-2020 STIP SFY	Current SFY or Award Date	Description of Improvement / Location
St. Louis City	44	6I2332	2018	2016 Was Awarded: 2016	Bridge improvements at the 3rd Street Viaduct. Reason: * The project was accelerated due to reprioritization of projects.
St. Louis City	55	6I3025	2016	2017	Bridge maintenance on the Poplar Street Bridge over the Mississippi River. Reason: * The project was delayed due to coordination with outside agencies.
St. Louis City	55	6I3026	2016	2017	Bridge improvements on the eastbound Poplar Street Bridge over the Mississippi River. Reason: * The project was delayed due to coordination with outside agencies.
St. Louis City	64	6I2377C	2016	2017	Bridge, ramp and capacity improvements from 4th Street to Illinois on the eastbound Poplar Street Bridge and approaches. Reason: * The project was delayed due to coordination with outside agencies.
St. Louis City	799	6P2386	2017	2016/2017	Payment to IDOT for bridge improvements on the Martin Luther King Bridge. Reason: * The project was accelerated due to coordination with outside agencies.

Reprioritized Projects in the 2016-2020 Highway and Bridge Construction Schedule

RSMo 21.795.2(2)

(Dollars in Thousands)

County	Route	Job No.	2016-2020 STIP SFY	Current SFY or Award Date	Description of Improvement / Location
St. Louis City	IS 64 St. Clair County, IL	6I2377D	2016	2017	<p>Bridge improvements on the Illinois approach to the Poplar Street Bridge.</p> <p>Reason:</p> <p>* The project was delayed due to coordination with outside agencies.</p>
Various	Various	0I3002K	2016	Removed	<p>Job Order Contracting for concrete pavement repair at various interstate route locations in the St. Louis District.</p> <p>Reason:</p> <p>* The project was removed because an existing project was extended for a second year.</p>
Various	Various	0P3011G	2016	2018	<p>ADA Transition Plan improvements at various primary locations in the St. Louis District.</p> <p>Reason:</p> <p>* The project was delayed to provide better coordination with other projects.</p>
Various	Various	6P3013	2016	2017	<p>Job Order Contracting for bridge repairs at various primary route locations in the St. Louis District.</p> <p>Reason:</p> <p>* The project was delayed because an existing project was extended for a second year.</p>

Reprioritized Projects in the 2016-2020 Highway and Bridge Construction Schedule

RSMo 21.795.2(2)

(Dollars in Thousands)

County	Route	Job No.	2016-2020 STIP SFY	Current SFY or Award Date	Description of Improvement / Location
Various	Various	6P3066	2019	Removed	<p>Bridge improvements at various primary locations in the St Louis District.</p> <p>Reason:</p> <p>* The project was removed due to being a root project, from which other projects were split. (6I2332, 6I3034)</p>
Various	Various	6P3067	2019	Removed	<p>Pavement improvements at various locations.</p> <p>Reason:</p> <p>* The project was removed due to being a root project, from which other projects were split. (6I3034, 6S3196)</p>
Various	Various	6P3117	2016	2017	<p>Job Order Contracting for guardrail repair at various locations in Franklin and Jefferson Counties.</p> <p>Reason:</p> <p>* The project was delayed because an existing project was extended for a second year.</p>
Bates	49	7P0797	2020	Removed	<p>Various improvements from Cass County to I-44 as part of the upgrade to I-49.</p> <p>Reason:</p> <p>* The project was removed due to the work being incorporated into another project. (7P0601)</p>

Reprioritized Projects in the 2016-2020 Highway and Bridge Construction Schedule

RSMo 21.795.2(2)

(Dollars in Thousands)

County	Route	Job No.	2016-2020 STIP SFY	Current SFY or Award Date	Description of Improvement / Location
Christian	T	8S2237	2020	2018	<p>Pavement improvements from Rte. 125 to Rte. UU.</p> <p>Reason:</p> <p>* The project was accelerated due to coordination with outside agencies.</p>
Greene	13	8P2390	2017	2021	<p>Signal improvements on Kansas Expressway at Sunset Street and Walnut Lawn Street in Springfield.</p> <p>Reason:</p> <p>* The project was delayed due to reprioritization of projects.</p>
Greene	160	8P2389	2017	2021	<p>Intersection improvements at Rte. AB and at Miller Road in Willard.</p> <p>Reason:</p> <p>* The project was delayed due to reprioritization of projects.</p>
Greene	65	8P0850B	2018	2017	<p>Relocate Eastgate Avenue (east outer road) intersection east of Rte. 65.</p> <p>Reason:</p> <p>* The project was accelerated due to coordination with outside agencies.</p>
Greene	65	8P2196	2016	2017	<p>Railroad crossing grade separation at Chestnut Expressway and BNSF Railway 0.2 mile west of Rte. 65. Project involves bridge A8157.</p> <p>Reason:</p> <p>* The project was delayed due to coordination with outside agencies.</p>

Reprioritized Projects in the 2016-2020 Highway and Bridge Construction Schedule

RSMo 21.795.2(2)

(Dollars in Thousands)

County	Route	Job No.	2016-2020 STIP SFY	Current SFY or Award Date	Description of Improvement / Location
St. Clair	52	7P3081	2016	Removed	ADA improvements at various locations in Appleton City. Reason: * The project was removed due to coordination with outside agencies.
Stone	13	8P2391	2019	2021	Signal improvements at Kissee Avenue in Kimberling City. Reason: * The project was delayed due to reprioritization of projects.
Taney	65	7P3076	2019	2017	Pavement improvements from 0.9 mile north of Rte. 465 to the Arkansas State line. Reason: * The project was accelerated due to conditions deteriorating faster than expected.
Taney	76	8O2373	2016	2017	Payment to Branson for Phase I multimodal improvements on 76 Country Blvd. from Rte. 376 to 6th St. Reason: * The project was delayed due to coordination with outside agencies.
Taney	76	8P2402	2018	2017	Intersection improvements at Lakeshore Drive near Hollister. Reason: * The project was accelerated due to reprioritization of projects.

Reprioritized Projects in the 2016-2020 Highway and Bridge Construction Schedule

RSMo 21.795.2(2)

(Dollars in Thousands)

County	Route	Job No.	2016-2020 STIP SFY	Current SFY or Award Date	Description of Improvement / Location
Various	Various	7P3008	2017	2020	<p>Job Order Contracting for guard cable and guardrail repair at various locations in the rural Southwest District.</p> <p>Reason:</p> <p>* The project was delayed because an existing project was extended for a second year.</p>
Various	Various	8P3009	2017	2020	<p>Job Order Contracting for guard cable and guardrail repair at various locations in the urban Southwest District.</p> <p>Reason:</p> <p>* The project was delayed because an existing project was extended for a second year.</p>
Various	Various	8P3050	2019	Removed	<p>Pavement improvements on primary routes in the urban Southwest District.</p> <p>Reason:</p> <p>* The project was removed due to being a root project, from which other projects were split. (8P3050B, 8P3050C)</p>
Webster	DD	8S2459C	2016	Removed	<p>ADA improvements at various locations from Rte. 38 to Elm Street in Marshfield.</p> <p>Reason:</p> <p>* The project was removed due to coordination with outside agencies.</p>

Reprioritized Projects in the 2016-2020 Highway and Bridge Construction Schedule

RSMo 21.795.2(2)

(Dollars in Thousands)

County	Route	Job No.	2016-2020 STIP SFY	Current SFY or Award Date	Description of Improvement / Location
Bollinger	72	9P3121	2019	2016 Was Awarded: 2016	Pavement improvements from Rte. 51 to Rte. 34. Reason: * The project was accelerated due to reprioritization of projects.
Mississippi	57	9I3002	2016	2017	Payment to IDOT for bridge improvements over Mississippi River at Cairo. Reason: * The project was delayed due to coordination with outside agencies.
Mississippi	57	9I3098	2017	Removed	Payment to IDOT for engineering for new navigational light system over Mississippi River at Cairo. Reason: * The project was removed due to work being completed by IDOT internal forces.
New Madrid	162	9S3014G	2018	2016 Was Awarded: 2016	Pavement improvements from I-55 to County Road 434. Reason: * The project was accelerated due to reprioritization of projects.
New Madrid	60	9P3046	2016	2020	Intersection improvements at Rte. E and Rte. FF. Reason: * The project was delayed due to reprioritization of projects.

Reprioritized Projects in the 2016-2020 Highway and Bridge Construction Schedule

RSMo 21.795.2(2)

(Dollars in Thousands)

County	Route	Job No.	2016-2020 STIP SFY	Current SFY or Award Date	Description of Improvement / Location
Pemiscot	55	9I3108	2016	2017	<p>Bridge rail improvements at various locations along Rte. I-55 and Rte. 67.</p> <p>Reason:</p> <p>* The project was delayed due to bids being rejected by the MHTC.</p>
Pemiscot	55	9I3109	2016	2017	<p>Bridge approach repairs at various locations along I-55.</p> <p>Reason:</p> <p>* The project was delayed due to bids being rejected by the MHTC.</p>
Various	Various	9P3074	2016	2018	<p>Job Order Contracting for guard cable and guardrail repair at various locations in the Southeast District.</p> <p>Reason:</p> <p>* The project was delayed because an existing project was extended for a second year.</p>
Various	Various	0I3003	2017	Removed	<p>Job Order Contracting for pavement repair at various interstate locations statewide.</p> <p>Reason:</p> <p>* The project was removed due to being a root project, from which other projects were split. (0I3003B-Y)</p>

Reprioritized Projects in the 2016-2020 Highway and Bridge Construction Schedule

RSMo 21.795.2(2)

(Dollars in Thousands)

County	Route	Job No.	2016-2020 STIP SFY	Current SFY or Award Date	Description of Improvement / Location
Various	Various	0P3004B	2017	2021	Improvements at various statewide locations. Cost Share/Economic Development funds. Reason: * The project was delayed due to reprioritization of projects.
Various	Various	0P3004C	2016	Removed	Improvements at various statewide locations. Cost Share/Economic Development funds. Reason: * The project was removed due to the work being incorporated into another project. (6I2418)
Various	Various	0P3004D	2017	Removed	Improvements at various statewide locations. Cost Share/Economic Development funds. Reason: * The project was removed due to MHTC action to distribute funds to districts for programming.
Various	Various	0P3004E	2018	Removed	Improvements at various statewide locations. Cost Share/Economic Development funds. Reason: * The project was removed due to MHTC action to distribute funds to the districts for programming.

Project Count: 82

**Projects Added to the 2016-2020 STIP in FY 2016 or in the 2017-2021
Highway and Bridge Construction Schedule
RSMo 21.795.2(2)**

Introduction

The information in this section is in accordance with the highlighted portion in the following section of the reporting statute. *"(2) A detailed explanation of the methods or criteria employed to select construction projects, **including a listing of any new or reprioritized projects not mentioned in a previous report, and an explanation as to how the new or reprioritized projects meet the selection methods or criteria;**"* Section 21.795.2(2), RSMo (A.L. 2012 H.B. 1402)

This section lists projects identified and added to state fiscal year 2016 after the 2016-2020 Highway and Bridge Construction Schedule was approved. It also includes projects added in the 2017-2021 schedule approved by the Commission in July 2016.

MoDOT does not fully program the five-year construction schedule, although funding is assigned to specific categories such as safety or major projects. This allows the department to effectively use its resources and react to evolving needs that cannot be predicted at the start of the five-year period.

The total number of projects added is 900, which is higher than last year's amount of 219. An explanation for the project changes is included with each project.

Predictable funding available for the STIP as a result of Congress' passage of the FAST Act in December 2015, higher state revenues and efforts to pursue federal reimbursement for specific preventive maintenance activities allowed MoDOT to add more projects than the previous year. Most of these projects – 88 percent – focus on preservation of the existing system.

The programmed awards for the 2017-2021 Statewide Transportation Improvement Program (STIP) cycle will average approximately \$800 million per year.

Projects Added to the 2016-2020 STIP in FY 2016 or in the 2017-2021 Highway and Bridge Construction Schedule

RSMo 21.795.2(2)

Key

County	Route	Job Number	Current SFY Award Date	Description of Location/Improvement	Estimate	92 Plan
County location of project	Route location of project	Job number used to track project costs	State fiscal year in which project is to be awarded	Reason(s): Reason projects were added	Project estimate from the most recent program. Estimate includes right of way cost, engineering, and construction.	Proposition A project or 92 Plan Project

**Projects Added to the 2016-2020 STIP in FY 2016 or in the 2017-2021
Highway and Bridge Construction Schedule**

RSMo 21.795.2(2)

(Dollars in Thousands)

County	Route	Job Number	Current SFY Award Date	Description of Improvement / Location	Estimate	'92 Plan
Andrew	29	0I3003C	2017	Job Order Contracting for pavement repair from Rte. K in Andrew County to Platte County. Includes I-229 in Andrew and Buchanan Counties. Reason: * The project was added due to splitting projects. Split from project 0I3003.	\$271	No
Andrew	29	1S2230	2017	Pavement improvement from Rte. 59 in Country Club Village to Rte. 169 (Rochester Road) in St. Joseph. Reason: * The project was added to improve the pavement.	\$1,461	No
Andrew	48	1S3121	2016	Preventative maintenance treatment on the driving lanes from Rte. 71 to Rte. 169 in King City. Funding from District Operations. Reason: * The project was added to improve the pavement.	\$367	No
Andrew	48	1S3133	2020	Replace bridge over Agee Creek, 2 miles east of Rte. D near Whitesville. Project involves bridge K0085. Reason: * The project was added to replace the bridge.	\$840	No

**Projects Added to the 2016-2020 STIP in FY 2016 or in the 2017-2021
Highway and Bridge Construction Schedule**

RSMo 21.795.2(2)

(Dollars in Thousands)

County	Route	Job Number	Current SFY Award Date	Description of Improvement / Location	Estimate	'92 Plan
Andrew	71	1P3102	2018	Pavement improvement in disconnected sections from north of Rte. A (Nodaway County) to south of Rte. 48 (Andrew County). Reason: * The project was added to improve the pavement.	\$5,713	No
Andrew	E	1L1703B	2017	Pavement improvement from Rte. D to Rte. 169 near Savannah. Reason: * The project was added to improve the pavement.	\$329	No
Andrew	O	1S0559	2019	Replace bridge over the Platte River, 1.5 miles west of Rte. Z at Cosby. Project involves bridge N0868. Reason: * The project was added to replace the bridge.	\$2,384	Yes
Atchison	111	1S3055	2019	Replace bridge over Mill Creek, 1 mile south of Rte. Z near Corning. Project involves bridge X0172. Reason: * The project was added to replace the bridge.	\$1,085	No

**Projects Added to the 2016-2020 STIP in FY 2016 or in the 2017-2021
Highway and Bridge Construction Schedule**

RSMo 21.795.2(2)

(Dollars in Thousands)

County	Route	Job Number	Current SFY Award Date	Description of Improvement / Location	Estimate	'92 Plan
Atchison	136	1P3101	2018	Replace bridge over East Fork Little Tarkio Creek, 0.5 mile west of the Nodaway County line near Tarkio. Project involves bridge J0023. Reason: * The project was added to replace the bridge.	\$996	No
Atchison	29	0I3003B	2017	Job Order Contracting for pavement repair from the Iowa State line to Rte. K in Andrew County. Reason: * The project was added due to splitting projects. Split from project 0I3003.	\$268	No
Atchison	J	1S3054	2019	Replace bridge over the Tarkio River, 0.6 mile east Rte. 59 near Fairfax. Project involves bridge L0447. Reason: * The project was added to replace the bridge.	\$1,770	No
Buchanan	116	1S3129	2019	Replace bridge over I-29, 1 mile east of Rte. 371 near Faucett. Project involves bridge A0074. Reason: * The project was added to replace the bridge.	\$1,189	No

**Projects Added to the 2016-2020 STIP in FY 2016 or in the 2017-2021
Highway and Bridge Construction Schedule**

RSMo 21.795.2(2)

(Dollars in Thousands)

County	Route	Job Number	Current SFY Award Date	Description of Improvement / Location	Estimate	'92 Plan
Buchanan	169	1S3143	2017	<p>ADA Transition Plan improvements at six intersections in St. Joseph. Rte. 169 (Belt Hwy.) at Beck Rd., Faraon St., Rte. 36 and Wal-Mart entrance. Rte. YY (Mitchell Ave.) at College Dr. and Rte. AC. \$800,000 Transportation Alternatives Funds.</p> <p>Reason: * The project was added due to splitting projects. Split from project 0P3011B and 0S3017B .</p>	\$1,140	No
Buchanan	36	1P3120	2019	<p>Bridge substructure rehabilitation over I-229 and 6th Street in St. Joseph. Project involves Bridge L0319.</p> <p>Reason: * The project was added to improve the bridge condition.</p>	\$1,826	No
Buchanan	371	1S3076	2019	<p>Pavement and shoulder improvement from Rte. 752, in St. Joseph, to Platte County line.</p> <p>Reason: * The project was added to improve roadway and safety.</p>	\$2,882	No

**Projects Added to the 2016-2020 STIP in FY 2016 or in the 2017-2021
Highway and Bridge Construction Schedule**

RSMo 21.795.2(2)

(Dollars in Thousands)

County	Route	Job Number	Current SFY Award Date	Description of Improvement / Location	Estimate	'92 Plan
Buchanan	DD	1S2192	2017	Replace bridge over I-29, 1 mile east of Rte. 371 near Faucett. Project involves bridge A0051. Reason: * The project was added to replace the bridge.	\$3,816	No
Carroll	10	1P3108	2018	Pavement improvement from Ray County line to Rte. 65 near Carrollton. Reason: * The project was added to improve the pavement.	\$2,271	No
Carroll	24	2P2211	2019	Pavement and shoulder improvements from 1.9 miles east of Rte. 41, near Dewitt, to Rte. 5 in Keytesville. Reason: * The project was added to improve roadway and safety.	\$4,425	No
Carroll	J	1L1801F	2018	Pavement improvement from Rte. 65 to end of state maintenance, 2.7 miles east of Rte. 139, near Hale. Reason: * The project was added to improve the pavement.	\$768	No

**Projects Added to the 2016-2020 STIP in FY 2016 or in the 2017-2021
Highway and Bridge Construction Schedule**

RSMo 21.795.2(2)

(Dollars in Thousands)

County	Route	Job Number	Current SFY Award Date	Description of Improvement / Location	Estimate	'92 Plan
Chariton	24	1P3132	2020	Replace bridge over Middle Fork Chariton River, 1.8 miles west of Rte. 129 near Salisbury. Project involves bridge G0826. Reason: * The project was added to replace the bridge.	\$1,067	No
Chariton	24	2P2182	2019	Replace bridge over Mussel Fork River, 0.1 mile west of Keytesville. Project involves bridge H0520. Reason: * The project was added to replace the bridge.	\$2,376	No
Chariton	24	2P2183	2020	Replace bridge to the overflow structure of the Middle Fork Chariton River, 1.5 miles east of Rte. 129 near Salisbury. Project involves bridge G0891. Reason: * The project was added to replace the bridge.	\$3,706	No
Clinton	116	1S3125	2018	Replace bridge over McGuire Creek, 1.7 miles west of Rte. 169 near Gower. Project involves bridge Z0383. Reason: * The project was added to replace the bridge.	\$237	No

**Projects Added to the 2016-2020 STIP in FY 2016 or in the 2017-2021
Highway and Bridge Construction Schedule**

RSMo 21.795.2(2)

(Dollars in Thousands)

County	Route	Job Number	Current SFY Award Date	Description of Improvement / Location	Estimate	'92 Plan
Clinton	169	1P3103	2019	Replace bridge over Castile Creek, 1 mile southeast of Gower. Project involves bridge L0679. Reason: * The project was added to replace the bridge.	\$2,256	No
Clinton	69	1S3059	2019	Replace bridge deck over I-35, 4.4 miles south of Cameron. Project involves bridge A1152. Reason: * The project was added to improve the bridge condition.	\$920	No
Daviess	13	1S0579	2018	Replace bridge over Honey Creek, 0.5 miles north of Rte. HH near Gallatin. Project involves bridge J0860. Reason: * The project was added to replace the bridge.	\$1,571	Yes
Daviess	190	1S3118	2017	Pavement improvement from Rte. F in Jamesport to Rte. U near Lock Springs. Reason: * The project was added to improve the pavement.	\$1,272	No

**Projects Added to the 2016-2020 STIP in FY 2016 or in the 2017-2021
Highway and Bridge Construction Schedule**

RSMo 21.795.2(2)

(Dollars in Thousands)

County	Route	Job Number	Current SFY Award Date	Description of Improvement / Location	Estimate	'92 Plan
Daviess	35	0I3003E	2017	Job Order Contracting for pavement repair from Rte. 6 in Daviess County near Winston to the Clay County line. Reason: * The project was added due to splitting projects. Split from project 0I3003.	\$268	No
Daviess	69	1L1801D	2018	Pavement improvement from I-35 to Rte. 6 West near Altamont. Reason: * The project was added to improve the pavement.	\$246	No
Daviess	69	1S3028	2017	Pavement and shoulder improvements from I-35 to Pence Road, 0.4 mile north of Rte. 36 in Cameron. \$690,000 Open Container Funds. Reason: * The project was added to improve roadway and safety.	\$1,992	No
Daviess	B	1S3141	2019	Replace bridge deck over I-35, 3.8 miles west of Rte. 13 near Coffey. Project involves bridge A1917. Reason: * The project was added to improve the bridge condition.	\$713	No

**Projects Added to the 2016-2020 STIP in FY 2016 or in the 2017-2021
Highway and Bridge Construction Schedule**

RSMo 21.795.2(2)

(Dollars in Thousands)

County	Route	Job Number	Current SFY Award Date	Description of Improvement / Location	Estimate	'92 Plan
Daviess	C	1S3131	2019	Replace bridge deck over I-35, 0.8 mile east of Rte. 69 near Pattonsburg. Project involves bridge A1809. Reason: * The project was added to improve the bridge condition.	\$678	No
Daviess	DD	1S3130	2019	Replace bridge deck over I-35, 1 mile east of Rte. 69 near Pattonsburg. Project involves bridge A1807. Reason: * The project was added to improve the bridge condition.	\$575	No
Daviess	KK	1S2166	2019	Replace bridge deck over I-35, 1 mile west of Rte. 69 near Altamont. Project involves bridge A1801. Reason: * The project was added to improve the bridge condition.	\$689	No
Dekalb	169	1P1041	2016	Preventative maintenance treatment on the driving lanes from I-29 interchange, in St. Joseph, to Rte. 31, near Union Star. Funding from District Operations. Reason: * The project was added to improve the pavement.	\$469	No

**Projects Added to the 2016-2020 STIP in FY 2016 or in the 2017-2021
Highway and Bridge Construction Schedule**

RSMo 21.795.2(2)

(Dollars in Thousands)

County	Route	Job Number	Current SFY Award Date	Description of Improvement / Location	Estimate	'92 Plan
Dekalb	169	1P3146	2019	Replace bridge over Third Fork Platte River, 0.3 mile west of Rte. F near Union Star. Project involves bridge J0605. Reason: * The project was added to replace the bridge.	\$1,079	No
Dekalb	31	1P3104	2017	Pavement improvement from Rte. 169 to Rte. 36 near Clarksdale. Reason: * The project was added to improve the pavement.	\$3,297	No
Dekalb	36	1P3105	2018	Pavement and shoulder improvements on eastbound lanes from east of Rte. 31 to Rte. 33 (north) near Osborn. Reason: * The project was added to improve roadway and safety.	\$2,219	No
Dekalb	A	1S3137	2020	Replace bridge over North Fork Lost Creek, 1.6 miles south of Rte. Z near Maysville. Project involves bridge T0641. Reason: * The project was added to replace the bridge.	\$601	Yes

**Projects Added to the 2016-2020 STIP in FY 2016 or in the 2017-2021
Highway and Bridge Construction Schedule**

RSMo 21.795.2(2)

(Dollars in Thousands)

County	Route	Job Number	Current SFY Award Date	Description of Improvement / Location	Estimate	'92 Plan
Dekalb	D	1S0588	2020	Replace bridge over Ervens Branch, 0.4 mile north of Rte. W near Maysville. Project involves bridge S0419. Reason: * The project was added to replace the bridge.	\$733	Yes
Dekalb	Z	1L1703C	2017	Pavement improvement from Rte. 169 to end of state maintenance, near Union Star. Reason: * The project was added to improve the pavement.	\$165	No
Gentry	169	1P2208	2017	Pavement and shoulder improvements from Stanberry to Rte. 31 in Dekalb County. Reason: * The project was added to improve roadway and safety.	\$4,016	No
Harrison	35	0I3003D	2017	Job Order Contracting for pavement repair from the Iowa State line to Rte. 6 in Daviess County near Winston. Reason: * The project was added due to splitting projects. Split from project 0I3003.	\$268	No

**Projects Added to the 2016-2020 STIP in FY 2016 or in the 2017-2021
Highway and Bridge Construction Schedule**

RSMo 21.795.2(2)

(Dollars in Thousands)

County	Route	Job Number	Current SFY Award Date	Description of Improvement / Location	Estimate	'92 Plan
Harrison	35	113017	2019	Pavement improvement from Rte. N, at Eagleville, to Rte. 136 at Bethany. Excludes concrete pavement in the southbound lanes north of Bethany. Reason: * The project was added to improve the pavement.	\$6,396	No
Harrison	69	1L1801B	2018	Pavement improvement from Rte. AA to Rte. C, near Pattonsburg. Reason: * The project was added to improve the pavement.	\$496	No
Harrison	CC	1L1703J	2017	Pavement improvement from Rte. 136 to Rte. 146 near Mount Moriah. Reason: * The project was added to improve the pavement.	\$1,120	No
Harrison	EE	1S3123	2018	Replace bridge deck over Big Muddy Creek, 0.1 mile south of Rte. M. Project involves bridge N0408. Reason: * The project was added to improve the bridge condition.	\$336	No

**Projects Added to the 2016-2020 STIP in FY 2016 or in the 2017-2021
Highway and Bridge Construction Schedule**

RSMo 21.795.2(2)

(Dollars in Thousands)

County	Route	Job Number	Current SFY Award Date	Description of Improvement / Location	Estimate	'92 Plan
Harrison	H	1S3124	2018	Replace bridge deck over I-35, 1.3 miles west of Rte. 13 near Coffey. Project involves bridge A1919. Reason: * The project was added to improve the bridge condition.	\$533	No
Harrison	V	1S3122	2018	Replace bridge deck over Coal Creek, 1.2 miles north of Rte. WW near Cainsville. Project involves bridge N0373. Reason: * The project was added to improve the bridge condition.	\$336	Yes
Holt	111	1L1703D	2017	Pavement improvement from Rte. W, in Corning, to Spur 111 in Craig. Reason: * The project was added to improve the pavement.	\$651	No
Holt	111	1S3153	2019	Pavement and shoulder improvements from Rte. T, in Forest City, to Rte. 59 in Oregon. Reason: * The project was added to improve roadway and safety.	\$831	No

**Projects Added to the 2016-2020 STIP in FY 2016 or in the 2017-2021
Highway and Bridge Construction Schedule**

RSMo 21.795.2(2)

(Dollars in Thousands)

County	Route	Job Number	Current SFY Award Date	Description of Improvement / Location	Estimate	'92 Plan
Holt	159	1P3128	2019	Replace bridge over Penny Slough Creek, 1.2 miles west of Rte. 111 near Fortescue. Involves bridge A2584. Reason: * The project was added to replace the bridge.	\$1,312	No
Holt	159	1S3127	2019	Replace bridge deck on bridge over I-29 near Mound City. Project involves bridge A2535. Reason: * The project was added to improve the bridge condition.	\$783	No
Holt	59	1S0605	2018	Replace bridge over Davis Creek, 0.1 mile west of Mound City. Project involves bridge H0670. Reason: * The project was added to replace the bridge.	\$596	Yes
Linn	36	2P2210	2018	Shoulder improvements in the westbound lane from west of West Yellow Creek to west of Mussel Fork Creek, near Bucklin. Reason: * The project was added to address emerging maintenance needs.	\$1,649	No

**Projects Added to the 2016-2020 STIP in FY 2016 or in the 2017-2021
Highway and Bridge Construction Schedule**

RSMo 21.795.2(2)

(Dollars in Thousands)

County	Route	Job Number	Current SFY Award Date	Description of Improvement / Location	Estimate	'92 Plan
Livingston	H	1L1801E	2018	Pavement improvement from Rte. 65 to Rte. 139 near Hale. Reason: * The project was added to improve the pavement.	\$661	No
Mercer	B	1L1705	2017	Pavement improvement from the Iowa State line to Rte. 136, near Princeton. \$865,000 from District Operating budget. Reason: * The project was added to improve the pavement.	\$951	No
Nodaway	113	1L1703E	2017	Pavement improvement from Rte. 136, in Burlington Junction, to Rte. B near Maitland. Reason: * The project was added to improve the pavement.	\$1,752	No
Nodaway	46	1S0447	2020	Replace bridge over Florida Creek, 0.7 mile west of Rte. AB near Maryville. Project involves bridge S0920. Reason: * The project was added to replace the bridge.	\$907	No

**Projects Added to the 2016-2020 STIP in FY 2016 or in the 2017-2021
Highway and Bridge Construction Schedule**

RSMo 21.795.2(2)

(Dollars in Thousands)

County	Route	Job Number	Current SFY Award Date	Description of Improvement / Location	Estimate	'92 Plan
Nodaway	46	1S0616	2020	Replace bridge over White Cloud Creek, 2.3 miles east of Rte. AB near Maryville. Project involves bridge S0922. Reason: * The project was added to replace the bridge.	\$1,012	Yes
Nodaway	46	1S3138	2020	Replace bridge over Big Slough Creek, 0.8 mile west of Rte. AB near Maryville. Project involves bridge S0919. Reason: * The project was added to replace the bridge.	\$860	No
Nodaway	46	1S3139	2020	Replace bridge over stream, 3.2 miles east of Rte. AB near Maryville. Project involves bridge S0921. Reason: * The project was added to replace the bridge.	\$712	Yes
Nodaway	C	1S3173	2017	Streambank stabilization to protect bridge pier at bridge over Nodaway River, 2 miles west of Rte. 71 near Clearmont. Project involves bridge L0309. \$674,000 from USDA. Reason: * The project was added to stabilize stream banks and protect the bridge.	\$933	No

**Projects Added to the 2016-2020 STIP in FY 2016 or in the 2017-2021
Highway and Bridge Construction Schedule**

RSMo 21.795.2(2)

(Dollars in Thousands)

County	Route	Job Number	Current SFY Award Date	Description of Improvement / Location	Estimate	'92 Plan
Putnam	136	1P3067	2018	Replace bridge over West Locust Creek, 1 mile east of Rte. E near Unionville. Project involves bridge J0406. Reason: * The project was added to replace the bridge.	\$2,070	No
Putnam	136	1P3152	2019	Replace bridge deck over Brush Creek, 0.6 mile west of Rte. F near Livonia. Project involves bridge H0440. Reason: * The project was added to improve the bridge condition.	\$341	No
Putnam	136	2P2186	2018	Replace bridge over Elm Branch, 1.1 miles east of Rte. 139 near Lucerne. Project involves bridge J0400. Reason: * The project was added to replace the bridge.	\$915	No
Putnam	139	1L1800	2018	Pavement improvement from the Iowa State line to Rte. 6 in Sullivan County. Includes improvements to pedestrian ramps in Newtown. Reason: * The project was added to improve the pavement.	\$3,142	No

**Projects Added to the 2016-2020 STIP in FY 2016 or in the 2017-2021
Highway and Bridge Construction Schedule**

RSMo 21.795.2(2)

(Dollars in Thousands)

County	Route	Job Number	Current SFY Award Date	Description of Improvement / Location	Estimate	'92 Plan
Putnam	149	1L1701	2017	Pavement improvements from Iowa State line to Rte. 136 east and from Rte. 136 west to Rte. AA, near Martinstown. Reason: * The project was added to improve the pavement.	\$1,495	No
Putnam	W	1L1702	2017	Pavement improvements from Rte. 136 to Schuyler County Line, near Worthington. Reason: * The project was added to improve the pavement.	\$1,201	No
Sullivan	129	1L1801C	2018	Pavement improvement from Rte. 6 to Rte. H, near Green City. Reason: * The project was added to improve the pavement.	\$643	No
Sullivan	139	2S2176	2019	Replace bridge over Newtown Branch, 0.6 mile south of Rte. EE near Newtown. Project involves bridge S0583. Reason: * The project was added to replace the bridge.	\$873	Yes

**Projects Added to the 2016-2020 STIP in FY 2016 or in the 2017-2021
Highway and Bridge Construction Schedule**

RSMo 21.795.2(2)

(Dollars in Thousands)

County	Route	Job Number	Current SFY Award Date	Description of Improvement / Location	Estimate	'92 Plan
Sullivan	5	1P3155B	2017	Repair slide 0.9 mile north of Rte. MM, near Browning. Reason: * The project was added due to splitting projects. Split from project 1P3155.	\$17	No
Sullivan	6	1P3077	2019	Replace bridge over West Yellow Creek, 0.5 mile east of Rte. P near Milan. Project involves bridge L0796. Reason: * The project was added to replace the bridge.	\$823	No
Sullivan	6	1P3155	2017	Repair slides at four locations between Rte. Y and Green City. Reason: * The project was added to repair slides.	\$179	No
Sullivan	6	2P0470	2019	Replace bridge over West Locust Creek, 1.3 miles west of Rte. Z near Humphreys. Project involves bridge J0379. Reason: * The project was added to replace the bridge.	\$1,667	Yes

**Projects Added to the 2016-2020 STIP in FY 2016 or in the 2017-2021
Highway and Bridge Construction Schedule**

RSMo 21.795.2(2)

(Dollars in Thousands)

County	Route	Job Number	Current SFY Award Date	Description of Improvement / Location	Estimate	'92 Plan
Sullivan	BB	1S3151	2019	Replace bridge deck over Rooks Branch, 4.4 miles north of Rte. OO near Milan. Project involves bridge P0528. Reason: * The project was added to improve the bridge condition.	\$314	Yes
Sullivan	C	1L1704	2017	Pavement improvement from Bus. 5 to Rte. 129, near Milan. \$635,000 from District Operating budget. Reason: * The project was added to improve the pavement.	\$699	No
Sullivan	EE	1S3148	2019	Replace bridge deck over Medicine Creek, 0.5 mile east of Rte. 139 near Newtown. Project involves bridge N0448. Reason: * The project was added to improve the bridge condition.	\$504	Yes
Sullivan	PP	1S3140	2020	Replace bridge over East Medicine Creek Drainage Ditch, 0.2 mile east of Rte. 139 near Osgood. Project involves bridge P0956. Reason: * The project was added to replace the bridge.	\$1,074	No

**Projects Added to the 2016-2020 STIP in FY 2016 or in the 2017-2021
Highway and Bridge Construction Schedule**

RSMo 21.795.2(2)

(Dollars in Thousands)

County	Route	Job Number	Current SFY Award Date	Description of Improvement / Location	Estimate	'92 Plan
Sullivan	ZZ	1S3149	2019	Replace bridge deck over West Fork Locust Creek, near Harris. Project involves bridge N0366. Reason: * The project was added to improve the bridge condition.	\$344	Yes
Various	Various	0P3018B	2018	Safety projects at various locations in the Northwest District. \$679,000 from Statewide Open Container funds. Reason: * The project was added to address emerging safety needs at various locations.	\$679	No
Various	Various	0P3019B	2019	Safety projects at various locations in the Northwest District. \$675,000 from Statewide Open Container funds. Reason: * The project was added to address emerging safety needs at various locations.	\$675	No
Various	Various	0P3020B	2020	Safety projects at various locations in the Northwest District. \$675,000 from Statewide Open Container funds. Reason: * The project was added to address emerging safety needs at various locations.	\$675	No

**Projects Added to the 2016-2020 STIP in FY 2016 or in the 2017-2021
Highway and Bridge Construction Schedule**

RSMo 21.795.2(2)

(Dollars in Thousands)

County	Route	Job Number	Current SFY Award Date	Description of Improvement / Location	Estimate	'92 Plan
Various	Various	0P3021B	2021	Safety projects at various locations in the Northwest District. \$675,000 from Statewide Open Container funds. Reason: * The project was added to address emerging safety needs at various locations.	\$675	No
Various	Various	0S3018B	2018	ADA Transition Plan improvements at various locations in the Northwest District. \$890,000 from Statewide Transportation Alternatives funds. Reason: * The project was added to provide ADA improvements at various locations.	\$890	No
Various	Various	0S3019B	2019	ADA Transition Plan improvements at various locations in the Northwest District. \$909,000 from Statewide Transportation Alternatives funds. Reason: * The project was added to provide ADA improvements at various locations.	\$909	No

**Projects Added to the 2016-2020 STIP in FY 2016 or in the 2017-2021
Highway and Bridge Construction Schedule**

RSMo 21.795.2(2)

(Dollars in Thousands)

County	Route	Job Number	Current SFY Award Date	Description of Improvement / Location	Estimate	'92 Plan
Various	Various	0S3020B	2020	ADA Transition Plan improvements at various locations in the Northwest District. \$932,000 from Statewide Transportation Alternatives funds. Reason: * The project was added to provide ADA improvements at various locations.	\$932	No
Various	Various	0S3021B	2021	ADA Transition Plan improvements at various locations in the Northwest District. \$932,000 from Statewide Transportation Alternatives funds. Reason: * The project was added to provide ADA improvements at various locations.	\$932	No
Various	Various	1P3126	2018	Job Order Contracting for guard cable and guardrail repair at various major route locations in the Northwest District. Reason: * The project was added to provide guard cable and guardrail repair on various routes.	\$379	No

**Projects Added to the 2016-2020 STIP in FY 2016 or in the 2017-2021
Highway and Bridge Construction Schedule**

RSMo 21.795.2(2)

(Dollars in Thousands)

County	Route	Job Number	Current SFY Award Date	Description of Improvement / Location	Estimate	'92 Plan
Various	Various	1P3147	2019	Replace expansion joints on various major route bridges in the Northwest District. Reason: * The project was added to improve the condition of various bridges.	\$1,120	No
Various	Various	1P3150	2019	Pavement improvement on various routes in the Northwest District. Reason: * The project was added to improve various pavements.	\$9,900	No
Various	Various	1P3154	2017	On-call work zone law enforcement at various locations in the Northwest District. Reason: * The project was added to provide safer work zones in the Northwest District.	\$50	No
Various	Various	1P3174	2018	On-call work zone law enforcement at various locations in the Northwest District. Reason: * The project was added to provide for safer work zones in the Northwest District.	\$50	No

**Projects Added to the 2016-2020 STIP in FY 2016 or in the 2017-2021
Highway and Bridge Construction Schedule**

RSMo 21.795.2(2)

(Dollars in Thousands)

County	Route	Job Number	Current SFY Award Date	Description of Improvement / Location	Estimate	'92 Plan
Worth	YY	1S3134	2020	Replace bridge over the Middle Fork Grand River, 0.5 mile north of Rte. W near Gentry. Project involves bridge H0617. Reason: * The project was added to replace the bridge.	\$1,804	No
Adair	6	2L1700C	2017	Repair slides 0.8 mile and 1.3 miles west of Rte. K near Novinger (2 disconnected sections). Reason: * The project was added due to splitting projects. Split from project 2L1700.	\$140	No
Adair	6	2P3132	2019	Pavement improvements from the Chariton River near Novinger to Rte. 129 in Green City in Sullivan County. \$732,000 Open Container funds. Reason: * The project was added to improve pavement and safety.	\$3,552	No

**Projects Added to the 2016-2020 STIP in FY 2016 or in the 2017-2021
Highway and Bridge Construction Schedule**

RSMo 21.795.2(2)

(Dollars in Thousands)

County	Route	Job Number	Current SFY Award Date	Description of Improvement / Location	Estimate	'92 Plan
Adair	63	2P3131	2017	Pavement improvements on southbound lanes 1.5 miles north of Rte. 156 to 1.3 miles south of Rte. M in Macon County and on northbound lane 1.8 miles north of Rte. 156 to 2.6 miles north of Rte. KK near Kirksville. Reason: * The project was added to improve the pavement.	\$1,211	No
Audrain	19	2P3101	2018	Pavement improvements from Rte. 54 south junction to 0.2 mile north of Rte. B near Montgomery City. Reason: * The project was added to improve the pavement.	\$3,190	No
Audrain	54	2P3135	2018	Pavement improvements from Rte. 19 north junction to 0.1 mile east of Rte. U in Pike County near Curryville. Reason: * The project was added to improve the pavement.	\$2,860	No
Audrain	J	2S3004	2018	Bridge improvements over Littleby Creek 0.2 mile west of Rte. O near Rush Hill. Project involves bridge K0793. Reason: * The project was added to improve the bridge condition.	\$907	No

**Projects Added to the 2016-2020 STIP in FY 2016 or in the 2017-2021
Highway and Bridge Construction Schedule**

RSMo 21.795.2(2)

(Dollars in Thousands)

County	Route	Job Number	Current SFY Award Date	Description of Improvement / Location	Estimate	'92 Plan
Clark	A	2S3141	2019	Bridge improvements over South Wyaconda River 2.6 miles south of Rte. 136 near Wyaconda. Project involves bridge S0128. Reason: * The project was added to improve the bridge condition.	\$1,140	No
Clark	Y	2S3122	2018	Bridge improvements over Honey Creek 1.3 miles west of Rte. 81 near Kahoka. Project involves bridge R0505. Reason: * The project was added to improve the bridge condition.	\$647	No
Knox	6	2P3105	2017	Pavement improvements from Rte. 15 at Edina to Rte. DD near LaBelle (Lewis Co.). Reason: * The project was added to improve the pavement.	\$1,923	No
Lewis	156	2S3112	2017	Replace bridge over Seeber Branch 0.2 mile west of Rte. D near Newark. Project involves bridge X0044. Reason: * The project was added to replace the bridge.	\$814	Yes

**Projects Added to the 2016-2020 STIP in FY 2016 or in the 2017-2021
Highway and Bridge Construction Schedule**

RSMo 21.795.2(2)

(Dollars in Thousands)

County	Route	Job Number	Current SFY Award Date	Description of Improvement / Location	Estimate	'92 Plan
Lewis	156	2S3113	2017	Replace bridge over Spees Branch 0.9 mile west of Rte. D near Newark. Project involves bridge X0043. Reason: * The project was added to replace the bridge.	\$989	Yes
Lewis	16	2S3107	2017	Replace bridge over North Fabius River 0.4 mile east of Rte. BB near Monticello. Project involves bridge J0359. Reason: * The project was added to replace the bridge.	\$1,525	No
Lewis	16	2S3108	2017	Replace bridge over Middle Fabius River 0.5 mile west of Rte. Y near Monticello. Project involves bridge J0157. Reason: * The project was added to replace the bridge.	\$1,689	No
Lincoln	61	2P3058B	2017	Replace bridge deck on southbound lanes over Big Creek 1.5 miles south of Rte. U near Moscow Mills. Project involves bridge A2609. Reason: * The project was added due to splitting projects. Split from project 2P3058.	\$2,400	No

**Projects Added to the 2016-2020 STIP in FY 2016 or in the 2017-2021
Highway and Bridge Construction Schedule**

RSMo 21.795.2(2)

(Dollars in Thousands)

County	Route	Job Number	Current SFY Award Date	Description of Improvement / Location	Estimate	'92 Plan
Lincoln	61	2P3097	2018	Pavement improvements on southbound lanes from Rte. E to the St. Charles County line near Moscow Mills. Reason: * The project was added to improve the pavement.	\$4,916	No
Lincoln	61	2P3098	2018	Pavement improvements on northbound lanes from the St. Charles County line to Rte. V near Troy. Reason: * The project was added to improve the pavement.	\$4,173	No
Lincoln	61	2P3106	2017	Intersection improvements at Rte. B and Rte. E near Troy. \$1,107,000 Open Container funds. Reason: * The project was added to improve intersections and safety.	\$1,287	No
Lincoln	61	3P2213	2019	Replace bridges on northbound and southbound lanes over Cuivre River 1.7 miles north of Rte. 47 near Troy. Project involves twin bridges A2601. Reason: * The project was added to replace bridges.	\$12,199	No

**Projects Added to the 2016-2020 STIP in FY 2016 or in the 2017-2021
Highway and Bridge Construction Schedule**

RSMo 21.795.2(2)

(Dollars in Thousands)

County	Route	Job Number	Current SFY Award Date	Description of Improvement / Location	Estimate	'92 Plan
Lincoln	79	2P3085	2020	Bridge improvements over McLean's Branch 0.1 mile south of Rte. N near Winfield. Project involves bridge K0341. Reason: * The project was added to improve the bridge condition.	\$927	Yes
Lincoln	H	2S3109	2017	Replace bridge over Cuivre River 4.3 miles north of Rte. 47 near Troy. Project involves bridge P0111. \$250,000 Open Container funds. Reason: * The project was added to replace the bridge and improve safety.	\$2,103	No
Lincoln	J	2S3117	2017	Bridge maintenance on Rte. J over Coon Creek, Rte. Y over Bear Creek in Warren Co., Rte. N over Salt River and Rte. W over Tiger Fork North River in Shelby Co. Project involves bridges R0531, R0352, R0039 and P0040. Reason: * The project was added to improve bridges.	\$429	No

**Projects Added to the 2016-2020 STIP in FY 2016 or in the 2017-2021
Highway and Bridge Construction Schedule**

RSMo 21.795.2(2)

(Dollars in Thousands)

County	Route	Job Number	Current SFY Award Date	Description of Improvement / Location	Estimate	'92 Plan
Macon	36	2P3099	2017	Pavement improvements on eastbound lanes from 0.5 mile west of Rte. C to 0.1 mile east of Kellogg Avenue near Macon. \$23,340.89 SAFETEA-LU earmark Demo ID #MO169. Reason: * The project was added due to splitting projects. Split from project 2L1700.	\$2,019	No
Macon	36	2P3100	2017	Pavement improvements on westbound lanes from 0.8 mile east of Rte. 63 to 1.7 miles west of Rte. O near Bevier. Reason: * The project was added due to splitting projects. Split from project 2L1700.	\$2,619	No
Macon	C	2S2164	2017	Replace bridge over Claybank Creek 0.1 mile south of Rte. FF near Bevier. Project involves bridge T0085. Reason: * The project was added to replace the bridge.	\$650	No
Macon	PP	2S3070	2019	Bridge improvements over Winn Branch 1 mile west of Rte. V near Macon. Project involves bridge N0559. Reason: * The project was added to improve the bridge condition.	\$703	No

**Projects Added to the 2016-2020 STIP in FY 2016 or in the 2017-2021
Highway and Bridge Construction Schedule**

RSMo 21.795.2(2)

(Dollars in Thousands)

County	Route	Job Number	Current SFY Award Date	Description of Improvement / Location	Estimate	'92 Plan
Macon	T	2S3110	2017	Bridge improvements over Middle Fork Chariton River 2.1 miles east of Rte. 3 near Bevier. Project involves bridge R0128. Reason: * The project was added to improve the bridge condition.	\$749	No
Marion	168	2S3114	2017	Replace bridge over Rte. 61 at north end of Palmyra. Project involves bridge A0552. Reason: * The project was added to replace the bridge.	\$1,859	No
Marion	24	2P3059C	2018	Bridge improvements over South Fabius River 1.2 miles south of Rte. 6 near Taylor. Project involves bridge A2021. Reason: * The project was added due to splitting projects. Split from project 2P3059.	\$1,556	No
Marion	24	2P3127	2019	Pavement improvements on eastbound and westbound lanes from 0.3 mile north of Rte. F to 2.4 miles east of Rte. 61 near Taylor. Reason: * The project was added to improve the pavement.	\$8,843	No

**Projects Added to the 2016-2020 STIP in FY 2016 or in the 2017-2021
Highway and Bridge Construction Schedule**

RSMo 21.795.2(2)

(Dollars in Thousands)

County	Route	Job Number	Current SFY Award Date	Description of Improvement / Location	Estimate	'92 Plan
Marion	36	2P3128	2019	Pavement improvements on eastbound lanes from 0.4 mile west of Bus. 36 at Monroe City to 0.9 mile east of Rte. H (two disconnected sections). Reason: * The project was added to improve the pavement.	\$3,516	No
Marion	36	2P3129	2019	Pavement improvements on eastbound lanes from 1.8 miles east of Rte. 24 to Rte. 61 and on westbound lanes from Rte. 61 west 0.5 mile near Hannibal. Reason: * The project was added to improve the pavement.	\$1,791	No
Marion	61	2P3130	2020	Pavement improvements from 0.6 mile south of Rte. F to 0.4 mile north of Rte. 168 near Hannibal. Reason: * The project was added to improve the pavement.	\$3,498	No
Marion	61	2P3154	2018	Pavement improvements on northbound lanes from Rte. 24 interchange to 0.9 mile north of Rte. B south junction in Lewis County. Reason: * The project was added to improve the pavement.	\$1,870	No

**Projects Added to the 2016-2020 STIP in FY 2016 or in the 2017-2021
Highway and Bridge Construction Schedule**

RSMo 21.795.2(2)

(Dollars in Thousands)

County	Route	Job Number	Current SFY Award Date	Description of Improvement / Location	Estimate	'92 Plan
Marion	61	3P2226	2018	Pavement and ADA Transition Plan improvements from 0.4 mile north of Rte. 168 to just north of Warren Barrett Drive in Hannibal. \$743,000 Statewide Transportation Alternatives Program funds. Reason: * The project was added to provide pavement and ADA improvements.	\$5,501	No
Marion	72	2I3074	2017	Deck, beam cap and pier sealing on Mark Twain Memorial Bridge over Mississippi River at Hannibal. \$30,491 for construction and \$4,000 for preliminary engineering TEA-21 earmark Demo ID #MO021. \$113,000 IDOT funds. Project involves bridge A5054. Reason: * The project was added to improve the bridge condition.	\$246	No
Marion	A	2S3045	2019	Bridge improvements over South Fabius River 0.8 mile east of Rte. M near Palmyra. Project involves bridge X0345. Reason: * The project was added to improve the bridge condition.	\$779	Yes

**Projects Added to the 2016-2020 STIP in FY 2016 or in the 2017-2021
Highway and Bridge Construction Schedule**

RSMo 21.795.2(2)

(Dollars in Thousands)

County	Route	Job Number	Current SFY Award Date	Description of Improvement / Location	Estimate	'92 Plan
Marion	K	2S3121	2018	Bridge improvements over South Fork North River 0.3 mile north of Rte. CC near Hunnewell. Project involves bridge X0045. Reason: * The project was added to improve the bridge condition.	\$628	Yes
Monroe	24	2P3144	2020	Pavement improvements from 1.2 miles west of Rte. U to the Rte. 36 interchange at Monroe City in Ralls County. Reason: * The project was added to improve the pavement.	\$3,008	No
Montgomery	161	2S3072	2017	Replace bridge over Cuivre River 0.2 mile south of Rte. T near Middletown. \$85,000 Open Container funds. Project involves bridge S0806. Reason: * The project was added to replace the bridge and improve safety.	\$1,056	Yes
Montgomery	161	2S3125	2018	Bridge improvements over I-70 near Mineola. Project involves bridge A0227. Reason: * The project was added to improve the bridge condition.	\$1,092	No

**Projects Added to the 2016-2020 STIP in FY 2016 or in the 2017-2021
Highway and Bridge Construction Schedule**

RSMo 21.795.2(2)

(Dollars in Thousands)

County	Route	Job Number	Current SFY Award Date	Description of Improvement / Location	Estimate	'92 Plan
Montgomery	70	0I3003J	2017	Job Order Contracting for pavement repair from the Callaway County line to the St. Charles County line. Reason: * The project was added due to splitting projects. Split from project 0I3003.	\$535	No
Montgomery	94	2P3059D	2018	Bridge improvements over Loutre River 0.1 mile west of Rte. 19 near McKittrick. Project involves bridge A3603. Reason: * The project was added due to splitting projects. Split from project 2P3059.	\$931	No
Pike	54	2P3058D	2017	Bridge improvements over Rte. 61 at interchange near Bowling Green. \$693,000 SAFETEA-LU earmark Demo ID #MO215 for engineering and construction. Project involves bridge A3494. Reason: * The project was added to improve the bridge condition.	\$693	No
Pike	54	2P3133	2019	Pavement improvements from 0.1 mile east of Rte. U to Rte. 79 east junction in Louisiana. Reason: * The project was added to improve the pavement.	\$2,806	No

**Projects Added to the 2016-2020 STIP in FY 2016 or in the 2017-2021
Highway and Bridge Construction Schedule**

RSMo 21.795.2(2)

(Dollars in Thousands)

County	Route	Job Number	Current SFY Award Date	Description of Improvement / Location	Estimate	'92 Plan
Pike	54	3P2209B	2018	<p>Replace Champ Clark Bridge over Mississippi River at Louisiana. Design/Build project. \$10,000,000 TIGER funds. IDOT responsible for 50% of project cost. Project involves bridge K0932.</p> <p>Reason: * The project was added to replace the bridge.</p>	\$66,459	No
Pike	61	2P3116	2017	<p>Pavement improvements on southbound lanes from 0.6 mile south of Rte. 161 to Rte. E near Auburn in Lincoln County. \$160,000 Open Container funds.</p> <p>Reason: * The project was added to improve pavement and safety.</p>	\$5,123	No
Pike	79	2P3134	2019	<p>Pavement improvements from Rte. 54 east junction in Louisiana to Lincoln County line.</p> <p>Reason: * The project was added to improve the pavement.</p>	\$3,025	No

**Projects Added to the 2016-2020 STIP in FY 2016 or in the 2017-2021
Highway and Bridge Construction Schedule**

RSMo 21.795.2(2)

(Dollars in Thousands)

County	Route	Job Number	Current SFY Award Date	Description of Improvement / Location	Estimate	'92 Plan
Pike	E	2S3140	2019	Bridge improvements over South Spencer Creek 2.0 miles north of Rte. 54 near Curryville. Project involves bridge N0304. Reason: * The project was added to improve the bridge condition.	\$1,041	Yes
Pike	U	2S3120	2020	Bridge improvements over Peno Creek 1.0 mile west of Rte. 61 near Bowling Green. Project involves bridge R0059. Reason: * The project was added to improve the bridge condition.	\$763	Yes
Ralls	61	2P3137	2019	Bridge improvements over Norfolk Southern Railway 0.9 mile north of Rte. HH in Hannibal. Project involves bridge A1060. Reason: * The project was added to improve the bridge condition.	\$1,005	No
Ralls	61	2P3138	2019	Bridge improvements over Bear Creek 0.6 mile north of Rte. HH in Hannibal. Project involves bridge A1061. Reason: * The project was added to improve the bridge condition.	\$840	No

**Projects Added to the 2016-2020 STIP in FY 2016 or in the 2017-2021
Highway and Bridge Construction Schedule**

RSMo 21.795.2(2)

(Dollars in Thousands)

County	Route	Job Number	Current SFY Award Date	Description of Improvement / Location	Estimate	'92 Plan
Ralls	79	2P3118	2017	Bridge deck improvements over Quarry Road 3.5 miles south of Rte. T near Hannibal. Project involves bridge A1248. Reason: * The project was added to improve the bridge condition.	\$193	No
Ralls	79	2P3119	2017	Bridge deck improvements over Malaruni Creek just south of Rtes. E and N intersection near Hannibal. Project involves bridge A0902. Reason: * The project was added to improve the bridge condition.	\$340	No
Ralls	H	2S3046	2020	Bridge improvements over Salt River 1.2 miles north of Rte. A near Center. Project involves bridge R0434. Reason: * The project was added to improve the bridge condition.	\$1,627	No
Ralls	P	2S3115	2017	Replace bridge over Hippo Creek 2.2 miles south of Rte. 19 near Center. Project involves bridge T0212. Reason: * The project was added to replace the bridge.	\$921	Yes

**Projects Added to the 2016-2020 STIP in FY 2016 or in the 2017-2021
Highway and Bridge Construction Schedule**

RSMo 21.795.2(2)

(Dollars in Thousands)

County	Route	Job Number	Current SFY Award Date	Description of Improvement / Location	Estimate	'92 Plan
Randolph	63	2P3058C	2017	Bridge improvements on southbound lanes over Norfolk Southern Railway 2.6 miles north of Rte. B near Clark. Project involves bridge A0197. Reason: * The project was added due to splitting projects. Split from project 2P3058.	\$1,023	No
Randolph	63	2P3136	2018	Pavement improvements on the northbound lanes from 0.4 mile north of Rte. EE in Moberly to 0.6 mile south of Rte. 22 in Boone County. Reason: * The project was added to improve the pavement.	\$2,201	No
Randolph	DD	2S3044	2018	Bridge improvements over Walnut Creek 1.9 miles west of Rte. Z near Cairo. Project involves bridge N0225. Reason: * The project was added to improve the bridge condition.	\$410	No
Randolph	EE	2S3048	2018	Bridge improvements over Coon Creek 2.3 miles east of Rte. 63 near Moberly. Project involves bridge N0226. Reason: * The project was added to improve the bridge condition.	\$402	Yes

**Projects Added to the 2016-2020 STIP in FY 2016 or in the 2017-2021
Highway and Bridge Construction Schedule**

RSMo 21.795.2(2)

(Dollars in Thousands)

County	Route	Job Number	Current SFY Award Date	Description of Improvement / Location	Estimate	'92 Plan
Schuylers	63	2P2194	2019	Bridge improvements over North Fork Middle Fabius River 1.6 miles north of Rte. 136 near Lancaster. Project involves bridge L0136. Reason: * The project was added to improve the bridge condition.	\$1,135	No
Scotland	H	2S3111	2017	Replace bridge over North Wyaconda River 3.2 miles north of Rte. 136 near Arbela. Project involves bridge Y0029. Reason: * The project was added to replace the bridge.	\$940	No
Scotland	M	2S3139	2019	Bridge improvements over Indian Creek 1.1 miles south of Rte. MM near Rutledge. Project involves bridge N0345. Reason: * The project was added to improve the bridge condition.	\$645	No
Shelby	151	2P3059B	2018	Bridge improvements over Perry Creek 1.1 miles east of Rte. B near Leonard. Project involves bridge T0601. Reason: * The project was added due to splitting projects. Split from project 2P3059.	\$702	Yes

**Projects Added to the 2016-2020 STIP in FY 2016 or in the 2017-2021
Highway and Bridge Construction Schedule**

RSMo 21.795.2(2)

(Dollars in Thousands)

County	Route	Job Number	Current SFY Award Date	Description of Improvement / Location	Estimate	'92 Plan
Shelby	151	2S3123	2018	Bridge improvements over Ten Mile Creek 1.1 miles north of Rte. MM near Clarence. Project involves bridge S0427. Reason: * The project was added to improve the bridge condition.	\$801	Yes
Shelby	151	2S3142	2019	Bridge improvements over Black Creek 0.1 mile north of Rte. M near Leonard. Project involves bridge S0711. Reason: * The project was added to improve the bridge condition.	\$701	Yes
Various	Various	0P3018C	2018	Safety projects at various locations in the Northeast District. \$712,000 from Statewide Open Container funds. Reason: * The project was added to address emerging safety needs at various locations.	\$712	No
Various	Various	0P3020C	2020	Safety projects at various locations in the Northeast District. \$732,000 from Statewide Open Container funds. Reason: * The project was added to address emerging safety needs at various locations.	\$732	No

**Projects Added to the 2016-2020 STIP in FY 2016 or in the 2017-2021
Highway and Bridge Construction Schedule**

RSMo 21.795.2(2)

(Dollars in Thousands)

County	Route	Job Number	Current SFY Award Date	Description of Improvement / Location	Estimate	'92 Plan
Various	Various	0P3021C	2021	Safety projects at various locations in the Northeast District. \$732,000 from Statewide Open Container funds. Reason: * The project was added to address emerging safety needs at various locations.	\$732	No
Various	Various	0S3017C	2017	ADA Transition Plan improvements at various locations in the Northeast District. \$602,000 from Statewide Transportation Alternatives funds. Reason: * The project was added to provide ADA improvements at various locations.	\$602	No
Various	Various	0S3018C	2018	ADA Transition Plan improvements at various locations in the Northeast District. \$743,000 from Statewide Transportation Alternatives funds. Reason: * The project was added to provide ADA improvements at various locations.	\$743	No

**Projects Added to the 2016-2020 STIP in FY 2016 or in the 2017-2021
Highway and Bridge Construction Schedule**

RSMo 21.795.2(2)

(Dollars in Thousands)

County	Route	Job Number	Current SFY Award Date	Description of Improvement / Location	Estimate	'92 Plan
Various	Various	0S3019C	2019	ADA Transition Plan improvements at various locations in the Northeast District. \$759,000 from Statewide Transportation Alternatives funds. Reason: * The project was added to provide ADA improvements at various locations.	\$759	No
Various	Various	0S3020C	2020	ADA Transition Plan improvements at various locations in the Northeast District. \$779,000 from Statewide Transportation Alternatives funds. Reason: * The project was added to provide ADA improvements at various locations.	\$779	No
Various	Various	0S3021C	2021	ADA Transition Plan improvements at various locations in the Northeast District. \$779,000 from Statewide Transportation Alternatives funds. Reason: * The project was added to provide ADA improvements at various locations.	\$779	No

**Projects Added to the 2016-2020 STIP in FY 2016 or in the 2017-2021
Highway and Bridge Construction Schedule**

RSMo 21.795.2(2)

(Dollars in Thousands)

County	Route	Job Number	Current SFY Award Date	Description of Improvement / Location	Estimate	'92 Plan
Various	Various	2P3145	2017	On-call work zone enforcement at various locations in the Northeast District. Reason: * The project was added to provide for safer work zones in the Northeast District.	\$10	No
Various	Various	2P3158	2018	On-call work zone enforcement at various locations in the Northeast District. Reason: * The project was added to provide for safer work zones in the Northeast District.	\$10	No
Warren	94	2S3124	2018	Bridge improvements over Lost Creek 3.2 miles east of Rte. B near McKittrick. Project involves bridge X0214. Reason: * The project was added to improve the bridge condition.	\$962	Yes
Warren	94	2S3143	2019	Bridge improvements over Smith Creek 1.7 miles east of Rte. U near Pinckney. Project involves bridge T0038. Reason: * The project was added to improve the bridge condition.	\$784	No

**Projects Added to the 2016-2020 STIP in FY 2016 or in the 2017-2021
Highway and Bridge Construction Schedule**

RSMo 21.795.2(2)

(Dollars in Thousands)

County	Route	Job Number	Current SFY Award Date	Description of Improvement / Location	Estimate	'92 Plan
Cass	2	4S3152	2018	Bridge improvements over I-49 in Harrisonville. Project includes bridge A1495. Reason: * The project was added to improve the bridge condition.	\$1,081	No
Cass	291	4P3138	2017	Pavement improvements from north Rte. 58 to Waters Road in Harrisonville. Reason: * The project was added to improve the pavement.	\$3,088	No
Cass	49	4P2360B	2018	Bridge improvements over Tennessee Creek and East Branch South Grand. Project involves twin bridges A2641 and A2069. Reason: * The project was added due to splitting projects. Split from project 4P2360.	\$4,000	No
Cass	A	4S3146	2018	Bridge improvements over Black Creek. Project involves bridges S0034 and S0014. Reason: * The project was added to improve bridges.	\$1,111	Yes

**Projects Added to the 2016-2020 STIP in FY 2016 or in the 2017-2021
Highway and Bridge Construction Schedule**

RSMo 21.795.2(2)

(Dollars in Thousands)

County	Route	Job Number	Current SFY Award Date	Description of Improvement / Location	Estimate	'92 Plan
Cass	B	4S3145	2018	Bridge replacement over Lick Branch. Project involves bridge T0647. Reason: * The project was added to replace the bridge.	\$1,124	Yes
Clay	1	4S3137	2017	Pavement improvements from Rte. 152 in Kansas City to NW 64th Street in Gladstone. Reason: * The project was added to improve the pavement.	\$1,464	No
Clay	152	4S3083	2019	Bridge and interchange improvements at I-35 in Liberty. Project involves bridge A0495. Reason: * The project was added to improve the interchange and bridge condition.	\$5,997	No
Clay	152	4S3136	2017	Pavement and ADA Transition Plan improvements from west of Rte. 1 to I-35 in Kansas City. \$17,000 Statewide Transportation Alternatives funds. Reason: * The project was added to provide pavement and ADA improvements.	\$5,149	No

**Projects Added to the 2016-2020 STIP in FY 2016 or in the 2017-2021
Highway and Bridge Construction Schedule**

RSMo 21.795.2(2)

(Dollars in Thousands)

County	Route	Job Number	Current SFY Award Date	Description of Improvement / Location	Estimate	'92 Plan
Clay	152	4S3147	2017	Pavement improvements from Rte. 169 to west of Rte. 1. Reason: * The project was added to improve the pavement.	\$2,078	No
Clay	169	4P3144	2018	Pavement improvements from Barry Road to I-29. Reason: * The project was added to improve the pavement.	\$6,394	No
Clay	169	4S3085	2019	Bridge improvements over the Missouri River. Project involves the Broadway Bridge A4649. Reason: * The project was added to improve the bridge condition.	\$12,927	No
Clay	29	4I3120	2019	Pavement improvements from Vivion Road to I-29/35 interchange in Kansas City. Reason: * The project was added to improve the pavement.	\$3,877	No

**Projects Added to the 2016-2020 STIP in FY 2016 or in the 2017-2021
Highway and Bridge Construction Schedule**

RSMo 21.795.2(2)

(Dollars in Thousands)

County	Route	Job Number	Current SFY Award Date	Description of Improvement / Location	Estimate	'92 Plan
Clay	291	4P3130	2018	Bridge improvements over Shoal Creek. Project involves twin bridges A2505. \$198,000 Open Container funds. Reason: * The project was added to improve bridges and safety.	\$7,160	No
Clay	291	4P3166	2017	Add new signal and right turn lane at 103rd/104th Streets. \$223,000 Tax Increment Financing Commission of Kansas City. Reason: * The project was added to improve safety and traffic flow.	\$449	No
Clay	35	4I3169	2018	Fence repair/relocation between Route 152 and Route 291 in Liberty, and along Palmer Ave. in Claycomo. Reason: * The project was added to provide fence repair.	\$286	No
Clay	69	4P3140	2018	Pavement improvements from McCleary Road to Rte. I-35. \$734,000 Open Container funds. Reason: * The project was added to improve pavement and safety.	\$6,610	No

**Projects Added to the 2016-2020 STIP in FY 2016 or in the 2017-2021
Highway and Bridge Construction Schedule**

RSMo 21.795.2(2)

(Dollars in Thousands)

County	Route	Job Number	Current SFY Award Date	Description of Improvement / Location	Estimate	'92 Plan
Jackson	291	4P3128	2017	Pavement and ADA Transition Plan improvements from I-470 to US 50. \$20,000 Statewide Transportation Alternatives funds. Reason: * The project was added to provide pavement and ADA improvements.	\$4,025	No
Jackson	435	4I2337	2019	Bridge and corridor improvements from the Kansas State line to just west of I-49. Project involves twin bridges A1240, A1662, A1427, and A0610. Potential Design/Build project. Reason: * The project was added to improve bridges and corridor.	\$57,756	No
Jackson	435	4I3123	2019	Pavement improvements from State Line Road to I-470. Reason: * The project was added to improve the pavement.	\$5,918	No
Jackson	470	4I3119	2019	Pavement improvements from Raytown Road in Kansas City to 39th Street in Independence. \$1,739,000 Open Container funds. Reason: * The project was added to improve pavement and safety.	\$9,971	No

**Projects Added to the 2016-2020 STIP in FY 2016 or in the 2017-2021
Highway and Bridge Construction Schedule**

RSMo 21.795.2(2)

(Dollars in Thousands)

County	Route	Job Number	Current SFY Award Date	Description of Improvement / Location	Estimate	'92 Plan
Jackson	470	4I3168	2018	Bridge improvements at various locations from Blue Ridge Blvd. to I-70. Project involves twin bridges A1349, A1346, A1347, A2145, A2147, A2149, A2150, A2443, and single bridges A2143, A2142, A2144, A3408, A2122. Reason: * The project was added to improve bridges.	\$10,721	No
Jackson	470	4Q3190	2018	Install KC Scout DMS Boards on I-470 NB north of Woods Chapel Road and on I-49 NB north of Red Bridge. Reason: * The project was added to improve safety and traffic flow.	\$472	Yes
Jackson	50	4P3156	2018	Pavement improvements from Rte. RA to the Johnson County line. Reason: * The project was added to improve the pavement.	\$6,517	No
Jackson	7	4S3134	2017	Bridge improvements over Rte. 24 in Independence. Project involves bridge A2736. Reason: * The project was added to improve the bridge condition.	\$1,508	No

**Projects Added to the 2016-2020 STIP in FY 2016 or in the 2017-2021
Highway and Bridge Construction Schedule**

RSMo 21.795.2(2)

(Dollars in Thousands)

County	Route	Job Number	Current SFY Award Date	Description of Improvement / Location	Estimate	'92 Plan
Jackson	70	4I1597C	2018	Interchange improvements at I-435 within the limits of Kansas City. Project involves bridges A0990, A0991, A0992, A0993. Reason: * The project was added to improve the interchange and bridges.	\$43,405	No
Jackson	70	4I3124	2019	Pavement improvements from Manchester Trafficway to Sterling Road in Kansas City. \$819,000 Open Container funds. Reason: * The project was added to improve pavement and safety.	\$4,165	No
Jackson	71	4S3153	2018	Pavement and ADA Transition Plan improvements from Rte. W to Swope Parkway in Kansas City. \$167,000 Statewide Transportation Alternatives funds. Reason: * The project was added due to splitting projects. Split from project 0S3018E.	\$5,137	No

**Projects Added to the 2016-2020 STIP in FY 2016 or in the 2017-2021
Highway and Bridge Construction Schedule**

RSMo 21.795.2(2)

(Dollars in Thousands)

County	Route	Job Number	Current SFY Award Date	Description of Improvement / Location	Estimate	'92 Plan
Jackson	83rd St.	4I3170	2017	Remove bridges at 83rd Street over I-435 and I-70 over Truman Road in Kansas City. Project involves bridges A1641 and A0295. Reason: * The project was added to remove two unused bridges.	\$1,071	No
Jackson	Bannister Rd.	4S3133	2017	Bridge improvements on Bannister Road over Rte. 350 in Lee's Summit. Project involves bridge A2445. Reason: * The project was added to improve the bridge condition.	\$3,069	No
Jackson	Colbern Rd.	4S3131	2017	Bridge improvements on Colbern Road over I-470 and over Rte. 291 in Lee's Summit. Project involves bridges A2118 and A2119. Reason: * The project was added to improve bridges.	\$5,955	No
Jackson	Douglas Rd.	4S3132	2017	Bridge improvements on Douglas Road over I-470 in Lee's Summit. Project involves bridge A2117. Reason: * The project was added to improve the bridge condition.	\$3,186	No

**Projects Added to the 2016-2020 STIP in FY 2016 or in the 2017-2021
Highway and Bridge Construction Schedule**

RSMo 21.795.2(2)

(Dollars in Thousands)

County	Route	Job Number	Current SFY Award Date	Description of Improvement / Location	Estimate	'92 Plan
Jackson	Eighth St.	4I3198	2018	Bridge improvements at 8th St., 9th St., 10th St., and Chestnut St. over I-70 in Kansas City. Project involves bridges L0937, L0938, L0939, and A0292. Reason: * The project was added to improve bridges.	\$2,508	No
Jackson	F	4S3151	2018	Bridge and ADA Transition Plan improvements over I-70 at Rte. F and Rte. H in Oak Grove. Project involves bridge L0986. \$142,000 Statewide Transportation Alternatives funds. Reason: * The project was added due to splitting projects. Split from project 0S3018E.	\$2,980	No
Jackson	Grand Ave.	4S3225	2017	Emergency bridge replacement on Grand Avenue over I-670. Project involves bridge A0820. Reason: * The project was added to replace damaged bridge.	\$5,569	No

**Projects Added to the 2016-2020 STIP in FY 2016 or in the 2017-2021
Highway and Bridge Construction Schedule**

RSMo 21.795.2(2)

(Dollars in Thousands)

County	Route	Job Number	Current SFY Award Date	Description of Improvement / Location	Estimate	'92 Plan
Jackson	Pittman Rd.	4I3199	2018	Bridge improvements at Pittman Road, Chrysler Street, and Phelps Road over I-70. Project involves bridges L0971, L0974, and L0977. Reason: * The project was added to improve bridges.	\$8,644	No
Jackson	Raytown Rd.	4S3135	2017	Bridge improvements on Raytown Road over I-470 in Kansas City. Project involves bridge A2148. Reason: * The project was added to improve the bridge condition.	\$2,296	No
Jackson	W	4S3148	2017	Bridge improvements over Blue River Road. Project involves twin bridges A2352. Reason: * The project was added to improve bridges.	\$1,902	No
Johnson	50	3P3053	2017	Pavement improvements from Warrensburg to Pettis County line (Rte. 13 to FF). \$4,000,000 District Operations Budget. Reason: * The project was added to improve the pavement.	\$6,007	No

**Projects Added to the 2016-2020 STIP in FY 2016 or in the 2017-2021
Highway and Bridge Construction Schedule**

RSMo 21.795.2(2)

(Dollars in Thousands)

County	Route	Job Number	Current SFY Award Date	Description of Improvement / Location	Estimate	'92 Plan
Johnson	50	3P3064	2020	Pavement improvements from County Road 1501 to east of Pride Avenue in Warrensburg. Reason: * The project was added to improve the pavement.	\$7,863	No
Johnson	58	4P1431	2017	Bridge improvements over Briar Creek 2 miles south of Rte. 50. Project involves bridge K0384. Reason: * The project was added to improve the bridge condition.	\$967	No
Johnson	AA	3S3070	2017	Pavement improvements on Rte. AA from Rte. 50 to Rte. 58 and on Rte. VV from County Road 871 to Rte. 58. Reason: * The project was added to improve the pavement.	\$3,303	No
Johnson	DD	3S3084	2018	Bridge improvements over Bear Creek. Project involves bridge A0748. Reason: * The project was added to improve the bridge condition.	\$863	No

**Projects Added to the 2016-2020 STIP in FY 2016 or in the 2017-2021
Highway and Bridge Construction Schedule**

RSMo 21.795.2(2)

(Dollars in Thousands)

County	Route	Job Number	Current SFY Award Date	Description of Improvement / Location	Estimate	'92 Plan
Johnson	OO	3S3071	2018	Pavement improvements on Rte. OO from Rte. M to Rte. 13 and on Rte. M from Rte. OO to Rte. 50. Reason: * The project was added to improve the pavement.	\$1,851	No
Lafayette	131	3S3052	2017	Bridge improvements over Sni-A-Bar Creek. Project involves bridge A0917. Reason: * The project was added to improve the bridge condition.	\$782	No
Lafayette	224	3S3054	2017	Repair slide from Broadway to Highland Avenue in Lexington. Reason: * The project was added to repair slides.	\$558	No
Lafayette	24	3P3057	2018	Intersection improvements at Rte. 131 south of Wellington. \$453,000 Open Container funds. Reason: * The project was added to improve the intersection and safety.	\$859	No

**Projects Added to the 2016-2020 STIP in FY 2016 or in the 2017-2021
Highway and Bridge Construction Schedule**

RSMo 21.795.2(2)

(Dollars in Thousands)

County	Route	Job Number	Current SFY Award Date	Description of Improvement / Location	Estimate	'92 Plan
Lafayette	70	0I3003H	2017	Job Order Contracting for asphalt pavement repair in Lafayette and Saline Counties. Reason: * The project was added due to splitting projects. Split from project 0I3003.	\$268	No
Lafayette	70	3I3010	2018	Bridge improvements at Rte. E. Project involves bridge A0077. Reason: * The project was added to improve the bridge condition.	\$4,706	No
Lafayette	70	3I3047	2019	Pavement improvements from Johnson Drive in Odessa to Rte. 13 in Higginsville. Reason: * The project was added to improve the pavement.	\$4,707	No
Lafayette	WW	3S3058	2018	Bridge improvements over I-70. Project involves bridge A0075. Reason: * The project was added to improve the bridge condition.	\$623	No

**Projects Added to the 2016-2020 STIP in FY 2016 or in the 2017-2021
Highway and Bridge Construction Schedule**

RSMo 21.795.2(2)

(Dollars in Thousands)

County	Route	Job Number	Current SFY Award Date	Description of Improvement / Location	Estimate	'92 Plan
Pettis	50	3P3056	2017	Signal improvements from Winchester Road to Engineer Avenue in Sedalia. \$100,000 Open Container funds. Reason: * The project was added to address emerging safety needs.	\$123	No
Pettis	50	3P3059	2017	Pavement improvements from Rte. FF/Johnson County line to Rte. MM. \$2,750,000 District Operations Budget. Reason: * The project was added to improve the pavement.	\$5,316	No
Pettis	65	3P3030	2017	Bridge improvements over Muddy Creek. Project involves bridge A0809. Reason: * The project was added to improve the bridge condition.	\$1,044	No
Pettis	65	3P3062	2019	Pavement improvements from Rte. B to the Benton County line. Reason: * The project was added to improve the pavement.	\$5,742	No

**Projects Added to the 2016-2020 STIP in FY 2016 or in the 2017-2021
Highway and Bridge Construction Schedule**

RSMo 21.795.2(2)

(Dollars in Thousands)

County	Route	Job Number	Current SFY Award Date	Description of Improvement / Location	Estimate	'92 Plan
Pettis	EE	3S3060	2018	Bridge improvements over Muddy Creek. Project involves bridge N0958. Reason: * The project was added to improve the bridge condition.	\$694	Yes
Pettis	M	3S3050	2017	Bridge improvements over Flat Creek. Project involves bridge X0222. Reason: * The project was added to improve the bridge condition.	\$1,238	Yes
Pettis	M	3S3051	2017	Bridge improvements over Breakfast Creek and Walnut Creek. Project involves bridges X0221 and X0223. Reason: * The project was added to improve bridges.	\$610	Yes
Platte	152	4S3149	2017	Pavement improvements from I-29 to east of Rte. 169. Reason: * The project was added to improve the pavement.	\$2,983	No
Platte	152	4S3207	2018	Install median guard cable from I-435 to Congress Ave. Reason: * The project was added to provide guard cable.	\$1,265	No

**Projects Added to the 2016-2020 STIP in FY 2016 or in the 2017-2021
Highway and Bridge Construction Schedule**

RSMo 21.795.2(2)

(Dollars in Thousands)

County	Route	Job Number	Current SFY Award Date	Description of Improvement / Location	Estimate	'92 Plan
Platte	435	4I3122	2019	Pavement improvements from I-29 to Cookingham Drive in Kansas City. Reason: * The project was added to improve the pavement.	\$5,795	No
Platte	635	4I3143	2016	Drainage improvements on I-635 and Horizons Parkway in Platte County and on I-435 and 63rd Street in Jackson County. \$349,000 District Operating Budget. Reason: * The project was added to improve drainage.	\$423	No
Platte	9	4S3208	2018	Install median guard cable from I-635 to Rte. 169. Reason: * The project was added to provide guard cable.	\$520	No
Platte	92	4P3139	2017	Pavement improvements from Rte. 371 in Platte City to Rte. DD. Includes Rte. 273 from Rte. 371 to Spur 92, Spur 92 from Rte. 273 to Rte. 92, and Rte. 92 from Spur 92 to Rte. DD. \$282,000 Open Container funds. Reason: * The project was added to improve pavement and safety.	\$3,908	No

**Projects Added to the 2016-2020 STIP in FY 2016 or in the 2017-2021
Highway and Bridge Construction Schedule**

RSMo 21.795.2(2)

(Dollars in Thousands)

County	Route	Job Number	Current SFY Award Date	Description of Improvement / Location	Estimate	'92 Plan
Platte	Z	4S2219	2018	Bridge improvements at Bee Creek. Project involves bridge H0917. Reason: * The project was added to improve the bridge condition.	\$1,063	No
Ray	T	3S3055	2017	Repair slide between Park Avenue and Frazier Street in Camden. Project involves bridge A8500. Reason: * The project was added to repair slide.	\$2,555	No
Ray	V	3S3063	2019	Bridge improvements over Crooked River. Project involves bridge N0840. Reason: * The project was added to improve the bridge condition.	\$736	Yes
Saline	65	3P3049	2017	Intersection improvements at Fairground Rd. in Marshall. \$123,216 STP-Urban, and \$30,804 city of Marshall. Reason: * The project was added to improve the intersection.	\$244	No
Saline	65	3P3061	2018	Pavement improvements from west of Bus. 65 to Pettis County line. Reason: * The project was added to improve the pavement.	\$5,519	No

**Projects Added to the 2016-2020 STIP in FY 2016 or in the 2017-2021
Highway and Bridge Construction Schedule**

RSMo 21.795.2(2)

(Dollars in Thousands)

County	Route	Job Number	Current SFY Award Date	Description of Improvement / Location	Estimate	'92 Plan
Saline	BB	3S3068	2018	Bridge improvements over Salt Fork Creek. Project involves bridge A2466. Reason: * The project was added to improve the bridge condition.	\$549	No
Saline	H	3S3067	2017	Bridge improvements over Salt Fork Creek. Project involves bridge R0543. Reason: * The project was added to improve the bridge condition.	\$1,032	No
Various	Various	0I3003F	2017	Job Order Contracting for asphalt pavement repair at various interstate locations in the urban Kansas City District. Reason: * The project was added due to splitting projects. Split from project 0I3003.	\$1,070	No
Various	Various	0I3003G	2017	Job Order Contracting for concrete pavement repair at various interstate locations in the urban Kansas City District. Reason: * The project was added due to splitting projects. Split from project 0I3003.	\$1,070	No

**Projects Added to the 2016-2020 STIP in FY 2016 or in the 2017-2021
Highway and Bridge Construction Schedule**

RSMo 21.795.2(2)

(Dollars in Thousands)

County	Route	Job Number	Current SFY Award Date	Description of Improvement / Location	Estimate	'92 Plan
Various	Various	0P3019D	2019	Safety projects at various locations in the rural Kansas City District. \$458,000 Open Container funds. Reason: * The project was added to address emerging safety needs at various locations.	\$458	No
Various	Various	0P3020D	2020	Safety projects at various locations in the rural Kansas City District. \$458,000 Open Container funds. Reason: * The project was added to address emerging safety needs at various locations.	\$458	No
Various	Various	0P3020E	2020	Safety projects at various locations in urban Kansas City District. \$2,558,000 Open Container funds. Reason: * The project was added to address emerging safety needs at various locations.	\$2,558	No

**Projects Added to the 2016-2020 STIP in FY 2016 or in the 2017-2021
Highway and Bridge Construction Schedule**

RSMo 21.795.2(2)

(Dollars in Thousands)

County	Route	Job Number	Current SFY Award Date	Description of Improvement / Location	Estimate	'92 Plan
Various	Various	0P3021D	2021	Safety projects at various locations in the rural Kansas City District. \$458,000 Open Container funds. Reason: * The project was added to address emerging safety needs at various locations.	\$458	No
Various	Various	0P3021E	2021	Safety projects at various locations in the urban Kansas City District. \$2,558,000 Open Container funds. Reason: * The project was added to address emerging safety needs at various locations.	\$2,558	No
Various	Various	0S3017D	2017	ADA Transition Plan improvements at various locations in the rural Kansas City District. \$342,000 from Statewide Transportation Alternatives funds. Reason: * The project was added to provide ADA improvements at various locations.	\$342	No

**Projects Added to the 2016-2020 STIP in FY 2016 or in the 2017-2021
Highway and Bridge Construction Schedule**

RSMo 21.795.2(2)

(Dollars in Thousands)

County	Route	Job Number	Current SFY Award Date	Description of Improvement / Location	Estimate	'92 Plan
Various	Various	0S3017E	2017	ADA Transition Plan improvements at various locations in the urban Kansas City District. \$838,000 from Statewide Transportation Alternatives funds. Reason: * The project was added to provide ADA improvements at various locations.	\$838	No
Various	Various	0S3018D	2018	ADA Transition Plan improvements at various locations in the rural Kansas City District. \$350,000 from Statewide Transportation Alternatives funds. Reason: * The project was added to provide ADA improvements at various locations.	\$350	No
Various	Various	0S3018E	2018	ADA Transition Plan improvements at various locations in the urban Kansas City District. \$1,134,000 from Statewide Transportation Alternatives funds. Reason: * The project was added to provide ADA improvements at various locations.	\$1,134	No

**Projects Added to the 2016-2020 STIP in FY 2016 or in the 2017-2021
Highway and Bridge Construction Schedule**

RSMo 21.795.2(2)

(Dollars in Thousands)

County	Route	Job Number	Current SFY Award Date	Description of Improvement / Location	Estimate	'92 Plan
Various	Various	0S3019D	2019	ADA Transition Plan improvements at various locations in the rural Kansas City District. \$355,000 from Statewide Transportation Alternatives funds. Reason: * The project was added to provide ADA improvements at various locations.	\$355	No
Various	Various	0S3019E	2019	ADA Transition Plan improvements at various locations in the urban Kansas City District. \$1,000,000 from Statewide Transportation Alternatives funds. Reason: * The project was added to provide ADA improvements at various locations.	\$1,490	No
Various	Various	0S3020D	2020	ADA Transition Plan improvements at various locations in the rural Kansas City District. \$364,000 from Statewide Transportation Alternatives funds. Reason: * The project was added to provide ADA improvements at various locations.	\$364	No

**Projects Added to the 2016-2020 STIP in FY 2016 or in the 2017-2021
Highway and Bridge Construction Schedule**

RSMo 21.795.2(2)

(Dollars in Thousands)

County	Route	Job Number	Current SFY Award Date	Description of Improvement / Location	Estimate	'92 Plan
Various	Various	0S3020E	2020	ADA Transition Plan improvements at various locations in the urban Kansas City District. \$1,528,000 from Statewide Transportation Alternatives funds. Reason: * The project was added to provide ADA improvements at various locations.	\$1,528	No
Various	Various	0S3021D	2021	ADA Transition Plan improvements at various locations in the rural Kansas City District. \$364,000 from Statewide Transportation Alternatives funds. Reason: * The project was added to provide ADA improvements at various locations.	\$364	No
Various	Various	0S3021E	2021	ADA Transition Plan improvements at various locations in the urban Kansas City District. \$1,528,000 from Statewide Transportation Alternatives funds. Reason: * The project was added to provide ADA improvements at various locations.	\$1,528	No

**Projects Added to the 2016-2020 STIP in FY 2016 or in the 2017-2021
Highway and Bridge Construction Schedule**

RSMo 21.795.2(2)

(Dollars in Thousands)

County	Route	Job Number	Current SFY Award Date	Description of Improvement / Location	Estimate	'92 Plan
Various	Various	313065	2019	Job Order Contracting for guard cable and guardrail repair at various locations in the rural Kansas City District. Reason: * The project was added to provide guard cable and guardrail repair on various routes.	\$717	No
Various	Various	313066	2020	Job Order Contracting for guard cable and guardrail repair at various locations in the rural Kansas City District. Reason: * The project was added to provide guard cable and guardrail repair on various routes.	\$752	No
Various	Various	313072	2021	Job Order Contracting for guard cable and guardrail repair at various locations in the rural Kansas City District. Reason: * The project was added to provide guard cable and guardrail repair on various routes.	\$790	No

**Projects Added to the 2016-2020 STIP in FY 2016 or in the 2017-2021
Highway and Bridge Construction Schedule**

RSMo 21.795.2(2)

(Dollars in Thousands)

County	Route	Job Number	Current SFY Award Date	Description of Improvement / Location	Estimate	'92 Plan
Various	Various	3P3081	2019	On-call work zone enforcement at various locations in the rural Kansas City District. Reason: * The project was added to provide for safer work zones in the Kansas City District.	\$11	No
Various	Various	3S3079	2017	Chevron sign installations at various locations in the rural Kansas City District. Reason: * The project was added to improve safety on curves at various locations.	\$173	No
Various	Various	4I3150	2017	Job Order Contracting for lighting repair at various locations in the urban Kansas City District. Reason: * The project was added to make timely repairs at various locations.	\$454	No
Various	Various	4I3154	2019	Job Order Contracting for guard cable and guardrail repair at various locations in the urban Kansas City District. Reason: * The project was added to provide guard cable and guardrail repair on various routes.	\$5,060	No

**Projects Added to the 2016-2020 STIP in FY 2016 or in the 2017-2021
Highway and Bridge Construction Schedule**

RSMo 21.795.2(2)

(Dollars in Thousands)

County	Route	Job Number	Current SFY Award Date	Description of Improvement / Location	Estimate	'92 Plan
Various	Various	413155	2020	Job Order Contracting for guard cable and guardrail repair at various locations in the urban Kansas City District. Reason: * The project was added to provide guard cable and guardrail repair on various routes.	\$5,566	No
Various	Various	413164	2017	Bridge slope protection repairs at various locations in the urban Kansas City District. Reason: * The project was added to maintain bridge slope protection on various routes.	\$559	No
Various	Various	413172	2021	Job Order Contracting for guard cable and guardrail repair at various locations in the urban Kansas City District. Reason: * The project was added to provide guard cable and guardrail repair on various routes.	\$5,845	No
Various	Various	413173	2018	Job Order Contracting for lighting repair at various locations in the urban Kansas City District. Reason: * The project was added to make timely repairs at various locations.	\$345	No

**Projects Added to the 2016-2020 STIP in FY 2016 or in the 2017-2021
Highway and Bridge Construction Schedule**

RSMo 21.795.2(2)

(Dollars in Thousands)

County	Route	Job Number	Current SFY Award Date	Description of Improvement / Location	Estimate	'92 Plan
Various	Various	413174	2019	Job Order Contracting for lighting repair at various locations in the urban Kansas City District. Reason: * The project was added to make timely repairs at various locations.	\$345	No
Various	Various	413175	2020	Job Order Contracting for bridge repairs at various locations in the urban Kansas City District. Reason: * The project was added to repair various bridges.	\$1,652	No
Various	Various	413176	2021	Job Order Contracting for bridge repairs at various locations in the urban Kansas City District. Reason: * The project was added to repair various bridges.	\$1,652	No
Various	Various	413191	2019	On-call work zone enforcement at various locations in the urban Kansas City District. Reason: * The project was added to provide for safer work zones in the Kansas City District.	\$162	No

**Projects Added to the 2016-2020 STIP in FY 2016 or in the 2017-2021
Highway and Bridge Construction Schedule**

RSMo 21.795.2(2)

(Dollars in Thousands)

County	Route	Job Number	Current SFY Award Date	Description of Improvement / Location	Estimate	'92 Plan
Various	Various	4I3192	2020	On-call work zone enforcement at various locations in the urban Kansas City District. Reason: * The project was added to provide for safer work zones in the Kansas City District.	\$162	No
Various	Various	4I3193	2021	On-call work zone enforcement at various locations in the urban Kansas City District. Reason: * The project was added to provide for safer work zones in the Kansas City District.	\$162	No
Various	Various	4P3141	2016	Job Order Contract for lighting repair at various locations in the urban Kansas City District. Funds will be transferred from District Operations Funds. Reason: * The project was added to make timely repairs at various locations.	\$232	No

**Projects Added to the 2016-2020 STIP in FY 2016 or in the 2017-2021
Highway and Bridge Construction Schedule**

RSMo 21.795.2(2)

(Dollars in Thousands)

County	Route	Job Number	Current SFY Award Date	Description of Improvement / Location	Estimate	'92 Plan
Various	Various	4P3142	2017	Signal improvements at various locations in Clay, Platte and Jackson counties in the urban Kansas City District. \$450,000 Open Container Funds, \$50,000 District Operations Budget. Reason: * The project was added to address emerging safety needs at various locations.	\$569	No
Various	Various	4P3163	2018	Signal improvements at various locations in the urban Kansas City District. Reason: * The project was added to provide signal improvements at various locations.	\$225	No
Various	Various	4P3171	2019	Job Order Contracting for fence repair at various locations in the urban Kansas City District. Reason: * The project was added to provide fence repair on various routes.	\$113	No

**Projects Added to the 2016-2020 STIP in FY 2016 or in the 2017-2021
Highway and Bridge Construction Schedule**

RSMo 21.795.2(2)

(Dollars in Thousands)

County	Route	Job Number	Current SFY Award Date	Description of Improvement / Location	Estimate	'92 Plan
Various	Various	4P3183	2019	Job Order Contracting for asphalt pavement repair at various major route locations in the urban Kansas City District. Reason: * The project was added to repair various pavements.	\$551	No
Various	Various	4P3184	2020	Job Order Contracting for asphalt pavement repairs at various major route locations in the urban Kansas City District. Reason: * The project was added to repair various pavements.	\$551	No
Various	Various	4P3185	2021	Job Order Contracting for asphalt pavement repairs at various major route locations in the urban Kansas City District. Reason: * The project was added to repair various pavements.	\$551	No

**Projects Added to the 2016-2020 STIP in FY 2016 or in the 2017-2021
Highway and Bridge Construction Schedule**

RSMo 21.795.2(2)

(Dollars in Thousands)

County	Route	Job Number	Current SFY Award Date	Description of Improvement / Location	Estimate	'92 Plan
Various	Various	4P3186	2019	Job Order Contracting for concrete pavement repair at various major route locations in the urban Kansas City District. Reason: * The project was added to repair various pavements.	\$552	No
Various	Various	4P3187	2020	Job Order Contracting for concrete pavement repair at various major route locations in the urban Kansas City District. Reason: * The project was added to repair various pavements.	\$552	No
Various	Various	4P3188	2021	Job Order Contracting for concrete pavement repair at various major route locations in the urban Kansas City District. Reason: * The project was added to repair various pavements.	\$552	No

**Projects Added to the 2016-2020 STIP in FY 2016 or in the 2017-2021
Highway and Bridge Construction Schedule**

RSMo 21.795.2(2)

(Dollars in Thousands)

County	Route	Job Number	Current SFY Award Date	Description of Improvement / Location	Estimate	'92 Plan
Various	Various	4Q3157	2019	<p>Motorist Assist operations and staff in the urban Kansas City District. These funds will be transferred to the District Operations budget.</p> <p>Reason: * The project was added to improve traffic flow on various routes.</p>	\$1,635	No
Various	Various	4Q3158	2020	<p>Motorist Assist operations and staff in the urban Kansas City District. These funds will be transferred to the District Operations budget.</p> <p>Reason: * The project was added to improve traffic flow on various routes.</p>	\$1,635	No
Various	Various	4Q3159	2021	<p>Motorist Assist operations and staff in the urban Kansas City District. These funds will be transferred to the District Operations budget.</p> <p>Reason: * The project was added to improve traffic flow on various routes.</p>	\$1,635	No

**Projects Added to the 2016-2020 STIP in FY 2016 or in the 2017-2021
Highway and Bridge Construction Schedule**

RSMo 21.795.2(2)

(Dollars in Thousands)

County	Route	Job Number	Current SFY Award Date	Description of Improvement / Location	Estimate	'92 Plan
Various	Various	4Q3160	2019	ITS operations, staffing, and equipment for the KC Scout Intelligent Transportation System at the Transportation Management Center (TMC) building. \$2.305 million transferring to MoDOT's operations budget, \$1.705 million from KDOT. Reason: * The project was added to improve traffic flow on various routes.	\$4,105	No
Various	Various	4Q3161	2020	ITS operations, staffing, and equipment for the KC Scout Intelligent Transportation System at the Transportation Management Center (TMC) building. \$2.305 million transferring to MoDOT's Operations Budget. \$1.705 million from KDOT. Reason: * The project was added to improve traffic flow on various routes.	\$4,105	No

**Projects Added to the 2016-2020 STIP in FY 2016 or in the 2017-2021
Highway and Bridge Construction Schedule**

RSMo 21.795.2(2)

(Dollars in Thousands)

County	Route	Job Number	Current SFY Award Date	Description of Improvement / Location	Estimate	'92 Plan
Various	Various	4Q3162	2021	ITS operations, staffing, and equipment for the KC Scout Intelligent Transportation System at the Transportation Management Center (TMC) building. \$2.305 million transferring to MoDOT's operations budget. \$1.705 million from KDOT. Reason: * The project was added to improve traffic flow on various routes.	\$4,105	No
Various	Various	4S3209	2018	Install chevron signs at various locations in the urban Kansas City District. Reason: * The project was added to improve safety on curves at various locations.	\$129	No
Boone	124	5S3053	2019	Bridge improvements over Grindstone Creek, 0.5 mile east of Hopper Road. Project involves bridge S0352. Reason: * The project was added to improve the bridge condition.	\$1,036	No
Boone	124	5S3161	2017	Pavement improvements from Rte. 63 to Rte. CC. Reason: * The project was added to improve the pavement.	\$388	No

**Projects Added to the 2016-2020 STIP in FY 2016 or in the 2017-2021
Highway and Bridge Construction Schedule**

RSMo 21.795.2(2)

(Dollars in Thousands)

County	Route	Job Number	Current SFY Award Date	Description of Improvement / Location	Estimate	'92 Plan
Boone	63	5P3165	2018	Bridge improvements over Bonne Femme Creek. Project involves bridge A3125. Reason: * The project was added to improve the bridge condition.	\$2,500	No
Boone	763	5S3159	2017	Pavement improvements from Bus. 70 to Rte. 740 in Columbia. Reason: * The project was added to improve the pavement.	\$2,208	No
Boone	B	5S3155	2017	Pavement improvements from Brown Station Road to the bridge over Loop 70 in Columbia. Reason: * The project was added to improve the pavement.	\$1,670	No
Boone	BB	5S3169	2018	Bridge improvements over I-70. Project involves bridge A0152. Reason: * The project was added to improve the bridge condition.	\$2,972	No

**Projects Added to the 2016-2020 STIP in FY 2016 or in the 2017-2021
Highway and Bridge Construction Schedule**

RSMo 21.795.2(2)

(Dollars in Thousands)

County	Route	Job Number	Current SFY Award Date	Description of Improvement / Location	Estimate	'92 Plan
Callaway	54	5P3119	2017	<p>Bridge improvements from 2.2 miles south of Rte. BB to I-70 near Fulton. Project involves bridges L0964, H0284, A2109, A2110, A2111, A2112, A2911, and A2913.</p> <p>Reason: * The project was added due to splitting projects. Split from project 5L1700.</p>	\$6,864	No
Callaway	54	5S3207	2018	<p>Pavement and ADA Transition Plan improvements from Rte. H to Rte. 54 at Fulton. Two disconnected sections. \$1,099,386 Statewide Transportation Alternative funds.</p> <p>Reason: * The project was added due to splitting projects. Split from projects 0P3011F and 0S3018F.</p>	\$3,409	No
Callaway	B	5S3187	2018	<p>Pavement improvements from Rte. 54 to Montgomery County line. Includes Rte. E from Rte. DD to Rte. 54.</p> <p>Reason: * The project was added to improve the pavement.</p>	\$2,034	No

**Projects Added to the 2016-2020 STIP in FY 2016 or in the 2017-2021
Highway and Bridge Construction Schedule**

RSMo 21.795.2(2)

(Dollars in Thousands)

County	Route	Job Number	Current SFY Award Date	Description of Improvement / Location	Estimate	'92 Plan
Callaway	H	5S3138	2017	Bridge improvements over Davis Creek. Project involves bridge T0812. Reason: * The project was added to improve the bridge condition.	\$994	Yes
Callaway	M	5S3177	2019	Bridge improvements over Auxvasse Creek. Project involves bridge R0607. Reason: * The project was added to improve the bridge condition.	\$1,080	No
Callaway	O	5S3058	2017	Bridge improvements over Crows Fork Creek. Includes bridge improvements on Rte. UU over Crows Fork Creek. Project involves bridges A1959 and N0410. Reason: * The project was added to improve bridges.	\$1,529	Yes
Camden	5	5P3126	2018	Pavement improvements on the southbound and northbound lanes from 0.6 mile north of Pier Thirty One Road to near Rte. 7 south junction. Reason: * The project was added due to splitting projects. Split from project 5S3043.	\$2,911	No

**Projects Added to the 2016-2020 STIP in FY 2016 or in the 2017-2021
Highway and Bridge Construction Schedule**

RSMo 21.795.2(2)

(Dollars in Thousands)

County	Route	Job Number	Current SFY Award Date	Description of Improvement / Location	Estimate	'92 Plan
Camden	5	5P3210	2018	Pavement improvements from Rte. 7 to Rte. 64 at Lebanon. Reason: * The project was added to improve the pavement.	\$227	No
Camden	54	5P3125	2017	Pavement improvements from Hickory County to 0.2 mile west of Sunny Slope Drive near Camdenton. Reason: * The project was added due to splitting projects. Split from project 5S3042.	\$5,573	No
Camden	54	5S3139	2017	Bridge improvements over Linn Creek. Project involves bridge J0344. Reason: * The project was added to improve the bridge condition.	\$1,359	No
Camden	A	5S3147	2017	Bridge improvements over Auglaise Creek and Conns Creek. Project involves bridges A2095 and A2097. Reason: * The project was added to improve bridges.	\$1,270	No

**Projects Added to the 2016-2020 STIP in FY 2016 or in the 2017-2021
Highway and Bridge Construction Schedule**

RSMo 21.795.2(2)

(Dollars in Thousands)

County	Route	Job Number	Current SFY Award Date	Description of Improvement / Location	Estimate	'92 Plan
Camden	D	5S3142	2017	Bridge improvements over Bank Branch. Project involves bridge N0611. Reason: * The project was added to improve the bridge condition.	\$1,392	Yes
Camden	F	5S3148	2017	Pavement and shoulder improvements from Rte. 5 to end of state maintenance. Includes pavement and shoulder improvements on Rte. TT to end of state maintenance and on Rte. MM from Rte. TT to 0.5 mile west of the Lake of the Ozarks Community Bridge. Reason: * The project was added to improve roadway and safety.	\$3,248	No
Camden	J	5S0276	2018	Bridge improvements over Niangua and Rainwater Branch 3.6 miles south of Rte. 7. Project involves bridges S0391 and S0392. Reason: * The project was added to improve bridges.	\$3,952	No
Camden	V	5S3158	2017	Pavement improvements from 0.2 mile north of Rte. 54 to Rte. 7. Reason: * The project was added to improve the pavement.	\$460	No

**Projects Added to the 2016-2020 STIP in FY 2016 or in the 2017-2021
Highway and Bridge Construction Schedule**

RSMo 21.795.2(2)

(Dollars in Thousands)

County	Route	Job Number	Current SFY Award Date	Description of Improvement / Location	Estimate	'92 Plan
Cole	17	5P3194	2018	Pavement and shoulder improvements from Rte. 54 to Rte. 52. Includes pavement improvements on Rte. H from Rte. 17 to end of state maintenance. Reason: * The project was added to improve roadway and safety.	\$2,833	No
Cole	50	5P3056	2017	Intersection improvements at Liberty Road in Jefferson City. Reason: * The project was added to improve the intersection.	\$521	No
Cole	50	5P3127	2017	Pavement improvements eastbound from east of Moreau River to Lisletown Road and westbound from near Osage River to Moreau River at Jefferson City. Reason: * The project was added to improve the pavement.	\$2,814	No

**Projects Added to the 2016-2020 STIP in FY 2016 or in the 2017-2021
Highway and Bridge Construction Schedule**

RSMo 21.795.2(2)

(Dollars in Thousands)

County	Route	Job Number	Current SFY Award Date	Description of Improvement / Location	Estimate	'92 Plan
Cole	50	5P3200	2018	Pavement improvements on Rte. 50 Outer Roads in Jefferson City. Includes ramps at Rte. 50 and Truman Boulevard interchange. Includes a portion of Missouri Boulevard, a portion of Truman Boulevard, and a portion of Big Horn Drive. Reason: * The project was added to improve the pavement.	\$964	No
Cole	54	5P3118	2018	Pavement improvements on the eastbound and westbound lanes from near Stadium Boulevard in Jefferson City to the Missouri River. Reason: * The project was added to improve the pavement.	\$1,902	No
Cole	54	5P3121	2019	Pavement improvements on the eastbound and westbound lanes from Rte. E to near Stadium Boulevard in Jefferson City. Reason: * The project was added to improve the pavement.	\$3,632	No

**Projects Added to the 2016-2020 STIP in FY 2016 or in the 2017-2021
Highway and Bridge Construction Schedule**

RSMo 21.795.2(2)

(Dollars in Thousands)

County	Route	Job Number	Current SFY Award Date	Description of Improvement / Location	Estimate	'92 Plan
Cole	54	5P3128	2018	Pavement improvements on the eastbound and westbound lanes from Miller County to Rte. E. Reason: * The project was added due to splitting projects. Split from project 5S3043.	\$4,506	No
Cole	B	5S3149	2017	Pavement and shoulder improvements from Lorenzo Green Drive in Jefferson City to Rte. 133 in Meta. Reason: * The project was added to improve roadway and safety.	\$6,159	No
Cole	J	5S3146	2017	Bridge improvements over Rte. 50 near Taos. Project involves bridge A3200. Reason: * The project was added to improve the bridge condition.	\$1,431	No
Cooper	179	5S3173	2019	Bridge improvements over Petite Saline Creek. Project involves bridge A1831. Reason: * The project was added to improve the bridge condition.	\$1,831	No

**Projects Added to the 2016-2020 STIP in FY 2016 or in the 2017-2021
Highway and Bridge Construction Schedule**

RSMo 21.795.2(2)

(Dollars in Thousands)

County	Route	Job Number	Current SFY Award Date	Description of Improvement / Location	Estimate	'92 Plan
Cooper	5	5P3170	2017	Pavement and shoulder improvements from I-70 to Rte. 50. \$2,312,000 from Open Container funds. Reason: * The project was added to improve roadway and safety.	\$5,120	No
Cooper	70	0I3003I	2017	Job Order Contracting for pavement repair in Cooper, Boone and Callaway Counties. Reason: * The project was added due to splitting projects. Split from project 0I3003.	\$268	No
Cooper	70	5I3000	2019	Partial repainting of bridge and replacement of expansion devices over the Missouri River. Project involves bridge L0962. Reason: * The project was added to provide preventive bridge maintenance and to extend the life of the bridge.	\$13,565	No
Cooper	87	5S3166	2018	Bridge improvements over I-70. Project involves bridge A0150. Reason: * The project was added to improve the bridge condition.	\$2,773	No

**Projects Added to the 2016-2020 STIP in FY 2016 or in the 2017-2021
Highway and Bridge Construction Schedule**

RSMo 21.795.2(2)

(Dollars in Thousands)

County	Route	Job Number	Current SFY Award Date	Description of Improvement / Location	Estimate	'92 Plan
Cooper	B	5S3145	2017	Bridge improvements over Petite Saline Creek. Project involves bridge A1691. Reason: * The project was added to improve the bridge condition.	\$1,101	No
Cooper	M	5S3076	2019	Bridge improvements over the Lamine River. Project involves bridge G0366. Reason: * The project was added to improve the bridge condition.	\$4,353	Yes
Cooper	O	5S3202	2017	Pavement improvements from Rte. J to Rte. 87 at California. Includes Rte. D from Rte. 87 to Rte. O. Reason: * The project was added to improve the pavement.	\$1,518	No
Crawford	19	5S3040	2017	Bridge improvements over Crooked Creek, 2 miles north of Rte. VV. Project involves bridge H0732. Reason: * The project was added to improve the bridge condition.	\$1,280	Yes

**Projects Added to the 2016-2020 STIP in FY 2016 or in the 2017-2021
Highway and Bridge Construction Schedule**

RSMo 21.795.2(2)

(Dollars in Thousands)

County	Route	Job Number	Current SFY Award Date	Description of Improvement / Location	Estimate	'92 Plan
Crawford	44	5S3192	2017	Culvert improvements at various locations on the I-44 Frontage Road. Reason: * The project was added to improve the condition of various culverts.	\$150	No
Crawford	49	5P3214	2018	Pavement and shoulder improvements from Rte. 19 to Rte. 32 in Iron County. Includes pavement improvements on Rte. 19 from near the Gasconade County line to Rte. 49. Reason: * The project was added to improve roadway and safety.	\$5,254	No
Crawford	M	5S3143	2017	Bridge improvements over Crooked Creek. Project involves bridge T0530. Reason: * The project was added to improve the bridge condition.	\$1,394	Yes
Crawford	Y	5S3154	2017	Pavement improvements from Rte. 8 to Rte. 49 in Iron County. Includes Rte. V from Rte. 49 to Rte. Y and Rte. P from Rte. C to Rte. 19. Reason: * The project was added to improve the pavement.	\$1,404	No

**Projects Added to the 2016-2020 STIP in FY 2016 or in the 2017-2021
Highway and Bridge Construction Schedule**

RSMo 21.795.2(2)

(Dollars in Thousands)

County	Route	Job Number	Current SFY Award Date	Description of Improvement / Location	Estimate	'92 Plan
Dent	32	5P3104	2017	Bridge improvements over Dry Valley Creek. Project involves bridge J0216. Reason: * The project was added to improve the bridge condition.	\$1,187	No
Dent	32	5P3196	2018	Pavement improvements from Salem to Rte. 63 in Texas County. Includes Rte. 119 from Rte. 32 to end of state maintenance. Reason: * The project was added to improve the pavement.	\$2,155	No
Dent	F	5S3167	2018	Bridge improvements over Holt Creek and Dry Fork Creek. Project involves bridges T0983 and T0984. Reason: * The project was added to improve bridges.	\$1,097	Yes
Gasconade	100	5P3099	2017	Bridge improvements over Little Berger Creek. Project involves bridge K0160. Reason: * The project was added to improve the bridge condition.	\$1,407	No

**Projects Added to the 2016-2020 STIP in FY 2016 or in the 2017-2021
Highway and Bridge Construction Schedule**

RSMo 21.795.2(2)

(Dollars in Thousands)

County	Route	Job Number	Current SFY Award Date	Description of Improvement / Location	Estimate	'92 Plan
Gasconade	19	5S3140	2017	Bridge improvements over Second Creek. Includes Rte. EE over Dry Fork Creek. Project involves bridges K0636 and R0292. Reason: * The project was added to improve bridges.	\$2,370	No
Gasconade	EE	5P3201	2018	Pavement improvements from Jackson St. in Owensville to Crawford Co. Includes Rte. A in Osage Co. from Old Rte. 50 to end of state maintenance, Rte. DD in Crawford Co. from Rte. 19 to end of state maintenance and Rte. ZZ in Crawford Co. from Rte. F at I-44 to Rte. 19. Reason: * The project was added to improve the pavement.	\$1,689	No
Gasconade	H	5S3189	2017	Pavement improvements from Rte. 19 in Hermann to Rte. E. Includes Rte. ZZ from Rte. 19 to Franklin County line. \$1,095,000 from District Operations budget. Reason: * The project was added to improve the pavement.	\$1,173	No

**Projects Added to the 2016-2020 STIP in FY 2016 or in the 2017-2021
Highway and Bridge Construction Schedule**

RSMo 21.795.2(2)

(Dollars in Thousands)

County	Route	Job Number	Current SFY Award Date	Description of Improvement / Location	Estimate	'92 Plan
Gasconade	T	5S3174	2019	Bridge improvements over the Bourbeuse River. Project involves bridge N0563. Reason: * The project was added to improve the bridge condition.	\$2,190	No
Howard	124	5S3160	2017	Pavement improvements from Rte. 240 east of Fayette to Rte. 63 in Boone County. Reason: * The project was added to improve the pavement.	\$555	No
Howard	40	5P3213	2018	Pavement and shoulder improvements from Rte. 5 to Rte. UU in Boone County. Reason: * The project was added to improve roadway and safety.	\$4,367	No
Howard	5	5P3156	2017	Pavement improvements from bridge over Bear Creek to Rte. 87. Reason: * The project was added to improve the pavement.	\$256	No

**Projects Added to the 2016-2020 STIP in FY 2016 or in the 2017-2021
Highway and Bridge Construction Schedule**

RSMo 21.795.2(2)

(Dollars in Thousands)

County	Route	Job Number	Current SFY Award Date	Description of Improvement / Location	Estimate	'92 Plan
Howard	V	5S3172	2019	Bridge improvements over Doxie Creek. Project involves bridge X0691. Reason: * The project was added to improve the bridge condition.	\$817	Yes
Laclede	32	5P3124	2018	Pavement and shoulder improvements from Rte. 5 in Laclede County to Rte. 17 in Texas County. Reason: * The project was added to improve roadway and safety.	\$4,274	No
Laclede	44	0I3003Q	2017	Job Order Contracting for asphalt pavement repair in Laclede, Pulaski, Phelps and Crawford Counties. Reason: * The project was added due to splitting projects. Split from project 0I3003.	\$562	No
Laclede	44	0I3003R	2017	Job Order Contracting for concrete pavement repair in Laclede, Pulaski, Phelps and Crawford Counties. Reason: * The project was added due to splitting projects. Split from project 0I3003.	\$161	No

**Projects Added to the 2016-2020 STIP in FY 2016 or in the 2017-2021
Highway and Bridge Construction Schedule**

RSMo 21.795.2(2)

(Dollars in Thousands)

County	Route	Job Number	Current SFY Award Date	Description of Improvement / Location	Estimate	'92 Plan
Laclede	44	5S3162	2018	Bridge improvements over the Gasconade River. Project involves bridge G0245. Reason: * The project was added to improve the bridge condition.	\$5,313	No
Laclede	44	9I2167	2019	Pavement and bridge improvements on the eastbound and westbound lanes from near the Laclede County line to 0.2 mile west of Sugar Tree Road. Project involves bridges L0415, A1635 and A1636. Reason: * The project was added to improve pavement and bridges.	\$13,211	No
Laclede	5	5P3123	2018	Pavement and shoulder improvements from Rte. 32 to Rte. C. Reason: * The project was added due to splitting projects. Split from project 5S3043.	\$1,543	No
Laclede	5	5P3203	2017	Bridge painting over I-44 at Lebanon. Project involves bridge A3617. Reason: * The project was added to provide preventive bridge maintenance and to extend the life of the bridge.	\$306	No

**Projects Added to the 2016-2020 STIP in FY 2016 or in the 2017-2021
Highway and Bridge Construction Schedule**

RSMo 21.795.2(2)

(Dollars in Thousands)

County	Route	Job Number	Current SFY Award Date	Description of Improvement / Location	Estimate	'92 Plan
Laclede	B	5S3198	2018	Pavement improvements from Rte. 32 to Rte. O. Includes Rte. C from Rte. A to Rte. 5 and Rte. CC from Rte. C to Webster County. Reason: * The project was added to improve the pavement.	\$752	No
Maries	42	5P3106	2017	Bridge improvements over Little Maries River. Project involves bridge A2531. Reason: * The project was added to improve the bridge condition.	\$534	No
Maries	68	5P3122	2017	Bridge improvements over Coppedge Creek and Lanes Fork Creek. Project involves bridges A3405 and A3406. Reason: * The project was added to improve bridges.	\$812	No
Miller	17	5P3197	2018	Pavement improvements from Rte. 42 to I-44 Spur and from I-44 to Rte. 32 in Texas County. Two disconnected sections. Reason: * The project was added to improve the pavement.	\$2,598	No

**Projects Added to the 2016-2020 STIP in FY 2016 or in the 2017-2021
Highway and Bridge Construction Schedule**

RSMo 21.795.2(2)

(Dollars in Thousands)

County	Route	Job Number	Current SFY Award Date	Description of Improvement / Location	Estimate	'92 Plan
Miller	42	5P3191	2018	Pavement and shoulder improvements from Iberia to Rte. 63. Includes Rte. 19 pavement & shoulders from Rte. 50 to Rte. 28. Includes Rte. 28 pavement improvements from Rte. 63 to I-44. Rte. 100 pavement improvement from Rte. N to Rte. 19 & east of Hermann to Franklin Co. Reason: * The project was added to improve roadway and safety.	\$5,375	No
Miller	52	5P3102	2017	Bridge improvements over Rte. 54 at Eldon. Project involves bridge A2810. Reason: * The project was added to improve the bridge condition.	\$1,375	No
Miller	A	5S3163	2018	Bridge improvements over Tavern Creek. Project involves bridge N0455. Reason: * The project was added to improve the bridge condition.	\$1,619	Yes
Moniteau	5	5P3209	2018	Pavement improvements from Rte. 50 to Rte. 52. Reason: * The project was added to improve the pavement.	\$579	No

**Projects Added to the 2016-2020 STIP in FY 2016 or in the 2017-2021
Highway and Bridge Construction Schedule**

RSMo 21.795.2(2)

(Dollars in Thousands)

County	Route	Job Number	Current SFY Award Date	Description of Improvement / Location	Estimate	'92 Plan
Moniteau	E	5S3168	2019	Bridge improvements over Moreau Creek. Project involves bridge R0435. Reason: * The project was added to improve the bridge condition.	\$2,448	No
Morgan	52	5P3117	2017	Pavement and shoulder improvements from Rte. 5 west junction at Versailles to Aurora Street at Eldon. Reason: * The project was added to improve roadway and safety.	\$3,897	No
Morgan	52	5P3208	2018	Pavement improvements from near the Benton County line to Rte. 5 at Versailles. Reason: * The project was added to improve the pavement.	\$639	No
Morgan	BB	5S3175	2019	Bridge improvements over Richland Creek. Project involves bridge P0717. Reason: * The project was added to improve the bridge condition.	\$903	Yes

**Projects Added to the 2016-2020 STIP in FY 2016 or in the 2017-2021
Highway and Bridge Construction Schedule**

RSMo 21.795.2(2)

(Dollars in Thousands)

County	Route	Job Number	Current SFY Award Date	Description of Improvement / Location	Estimate	'92 Plan
Morgan	BB	5S3188	2017	Pavement improvements from Rte. 135 to Rte. D. Includes Rte. Z from Rte. D to Rte. 5 in Moniteau County. \$1,034,000 from District Operations budget. Reason: * The project was added to improve the pavement.	\$1,102	No
Morgan	O	5S3157	2017	Pavement improvements from Rte. 5 to end of state maintenance. Includes Rte. P from Rte. 5 to end of state maintenance. Reason: * The project was added to improve the pavement.	\$569	No
Morgan	PP	5S3171	2018	Bridge improvements over Messer Creek. Project involves bridge R0257. Reason: * The project was added to improve the bridge condition.	\$665	No
Osage	100	5S3150	2017	Pavement improvements from Rte. 50 to 0.7 mile east of Rte. 89 at Chamois. Reason: * The project was added to improve the pavement.	\$1,408	No

**Projects Added to the 2016-2020 STIP in FY 2016 or in the 2017-2021
Highway and Bridge Construction Schedule**

RSMo 21.795.2(2)

(Dollars in Thousands)

County	Route	Job Number	Current SFY Award Date	Description of Improvement / Location	Estimate	'92 Plan
Osage	133	5S3151	2017	Pavement improvements from Rte. 63 to Rte. 17 in Pulaski Co., Rte. EE from Rte. 133 to end, Rte. 89 between Linn and Belle city limits, Rte. 89 from Cherry St. in Chamois to Rte. 50 east junction and Spur 89 from Rte. 50 to Rte. 89. Reason: * The project was added to improve the pavement.	\$2,055	No
Osage	T	5S3144	2017	Bridge improvements over the Maries River. Project involves bridge A1840. Reason: * The project was added to improve the bridge condition.	\$873	No
Phelps	63	5P3116	2018	Pavement improvements from 0.8 mile north of I-44 to 0.7 mile south of Rte. CC at Rolla. Reason: * The project was added due to splitting projects. Split from project 5S3043.	\$2,845	No

**Projects Added to the 2016-2020 STIP in FY 2016 or in the 2017-2021
Highway and Bridge Construction Schedule**

RSMo 21.795.2(2)

(Dollars in Thousands)

County	Route	Job Number	Current SFY Award Date	Description of Improvement / Location	Estimate	'92 Plan
Phelps	63	5P3129	2018	ADA Transition Plan improvements from 0.8 mile north of I-44 to 0.7 mile south of Rte. CC at Rolla. \$650,000 from Statewide Transportation Alternatives funds. Reason: * The project was added to provide ADA improvements.	\$991	No
Phelps	68	5P3030	2017	ADA Transition Plan improvements from 0.3 mile west of I-44 to near West Johnson Street. \$131,000 from Statewide Transportation Alternatives funds. Reason: * The project was added due to splitting projects. Split from project 0P3011F.	\$202	No
Phelps	68	5P3120	2017	Pavement improvements from 0.3 mile west of I-44 to Rte. 8 east junction. Reason: * The project was added to improve the pavement.	\$574	No

**Projects Added to the 2016-2020 STIP in FY 2016 or in the 2017-2021
Highway and Bridge Construction Schedule**

RSMo 21.795.2(2)

(Dollars in Thousands)

County	Route	Job Number	Current SFY Award Date	Description of Improvement / Location	Estimate	'92 Plan
Phelps	B	5S3041	2018	Bridge improvements over the Bourbeuse River, near the Gasconade County line. Project involves bridge X0008. Reason: * The project was added to improve the bridge condition.	\$1,736	Yes
Phelps	BB	5P3215	2018	Pavement and shoulder improvements from Forum Drive at Rolla to Maramec St. at St. James. Includes pavement improvements on Rte. E from Rte. 63 to end of state maintenance and pavement improvements on Rte. F from Rte. 72 to Rte. 68. Reason: * The project was added to improve roadway and safety.	\$4,076	No
Phelps	D	5S3141	2017	Bridge improvements over the BNSF Railroad. Project involves bridge X0638. Reason: * The project was added to improve the bridge condition.	\$1,132	No
Phelps	J	5S3193	2018	Pavement improvements from I-44 to Rte. K. Reason: * The project was added to improve the pavement.	\$963	No

**Projects Added to the 2016-2020 STIP in FY 2016 or in the 2017-2021
Highway and Bridge Construction Schedule**

RSMo 21.795.2(2)

(Dollars in Thousands)

County	Route	Job Number	Current SFY Award Date	Description of Improvement / Location	Estimate	'92 Plan
Phelps	V	5S3153	2017	Pavement and shoulder improvements from Hypoint Boulevard to I-44 Outer Road in Rolla. Reason: * The project was added to improve roadway and safety.	\$304	No
Pulaski	17	5P3190	2017	Repair slide 0.1 mile north of I-44. Reason: * The project was added to repair slides.	\$141	No
Pulaski	7	5P3100	2017	Bridge improvements over the Gasconade River. Project involves bridge A0843. Reason: * The project was added to improve the bridge condition.	\$1,444	No
Pulaski	7	5P3109	2018	Bridge painting over the Gasconade River. Project involves bridge A0843. Reason: * The project was added to provide preventive bridge maintenance and to extend the life of the bridge.	\$747	No

**Projects Added to the 2016-2020 STIP in FY 2016 or in the 2017-2021
Highway and Bridge Construction Schedule**

RSMo 21.795.2(2)

(Dollars in Thousands)

County	Route	Job Number	Current SFY Award Date	Description of Improvement / Location	Estimate	'92 Plan
Various	Various	0P3018F	2018	Safety projects at various locations in the Central District. \$1,309,000 from Open Container funds. Reason: * The project was added to address emerging safety needs at various locations.	\$1,309	No
Various	Various	0P3019F	2019	Safety projects at various locations in the Central District. \$1,760,000 from Open Container funds. Reason: * The project was added to address emerging safety needs at various locations.	\$1,760	No
Various	Various	0P3020F	2020	Safety projects at various locations in the Central District. \$1,760,000 from Open Container funds. Reason: * The project was added to address emerging safety needs at various locations.	\$1,760	No

**Projects Added to the 2016-2020 STIP in FY 2016 or in the 2017-2021
Highway and Bridge Construction Schedule**

RSMo 21.795.2(2)

(Dollars in Thousands)

County	Route	Job Number	Current SFY Award Date	Description of Improvement / Location	Estimate	'92 Plan
Various	Various	0P3021F	2021	Safety projects at various locations in the Central District. \$1,760,000 from Open Container funds. Reason: * The project was added to address emerging safety needs at various locations.	\$1,760	No
Various	Various	0S3017F	2017	ADA Transition Plan improvements at various locations in the Central District. \$1,188,000 from Statewide Transportation Alternatives funds. Reason: * The project was added to provide ADA improvements at various locations.	\$1,188	No
Various	Various	0S3019F	2019	ADA Transition Plan improvements at various locations in the Central District. \$1,247,000 from Statewide Transportation Alternatives funds. Reason: * The project was added to provide ADA improvements at various locations.	\$1,247	No

**Projects Added to the 2016-2020 STIP in FY 2016 or in the 2017-2021
Highway and Bridge Construction Schedule**

RSMo 21.795.2(2)

(Dollars in Thousands)

County	Route	Job Number	Current SFY Award Date	Description of Improvement / Location	Estimate	'92 Plan
Various	Various	0S3020F	2020	ADA Transition Plan improvements at various locations in the Central District. \$1,278,000 from Statewide Transportation Alternatives funds. Reason: * The project was added to provide ADA improvements at various locations.	\$1,278	No
Various	Various	0S3021F	2021	ADA Transition Plan improvements at various locations in the Central District. \$1,278,000 from Statewide Transportation Alternatives funds. Reason: * The project was added to provide ADA improvements at various locations.	\$1,278	No
Various	Various	5P3180	2017	On-call work zone enforcement at various locations in the Central District. Reason: * The project was added to provide for safer work zones in the Central District.	\$35	No
Various	Various	5P3183	2017	Job Order Contracting for guard cable and guardrail repair on various routes in the northern portion of the Central District. Reason: * The project was added to provide guard cable and guardrail repair on various routes.	\$547	No

**Projects Added to the 2016-2020 STIP in FY 2016 or in the 2017-2021
Highway and Bridge Construction Schedule**

RSMo 21.795.2(2)

(Dollars in Thousands)

County	Route	Job Number	Current SFY Award Date	Description of Improvement / Location	Estimate	'92 Plan
Various	Various	5P3184	2017	Job Order Contracting for guard cable and guardrail repair on various routes in the southern portion of the Central District. Reason: * The project was added to provide guard cable and guardrail repair on various routes.	\$547	No
Various	Various	5P3204	2017	Chevron installation on various curves in Boone and Callaway Counties. Reason: * The project was added to improve safety on curves at various locations.	\$348	No
Various	Various	5P3216	2019	Pavement, bridge or operational improvements at various locations in the Central District. Reason: * The project was added to provide pavement, bridge or operational improvements at various locations.	\$32,209	No
Various	Various	5P3217	2018	On-call work zone enforcement at various locations in the Central District. Reason: * The project was added to provide for safer work zones in the Central District.	\$35	No

**Projects Added to the 2016-2020 STIP in FY 2016 or in the 2017-2021
Highway and Bridge Construction Schedule**

RSMo 21.795.2(2)

(Dollars in Thousands)

County	Route	Job Number	Current SFY Award Date	Description of Improvement / Location	Estimate	'92 Plan
Washington	185	5S3152	2017	Pavement improvements from Franklin County to Rte. 8 in Potosi. Reason: * The project was added to improve the pavement.	\$657	No
Washington	185	5S3178	2019	Bridge improvements over Fourche-A-Renault. Project involves bridge X0449. Reason: * The project was added to improve the bridge condition.	\$672	Yes
Washington	21	5P3212	2019	Pavement improvements from Jefferson County to Rte. 32 in Iron County. Includes Rte. 32 from Rte. 21 to St. Francois County. Reason: * The project was added to improve the pavement.	\$6,554	No
Washington	32	5P3105	2017	Bridge improvements over Cedar Creek. Project involves bridge J0987. Reason: * The project was added to improve the bridge condition.	\$1,273	No

**Projects Added to the 2016-2020 STIP in FY 2016 or in the 2017-2021
Highway and Bridge Construction Schedule**

RSMo 21.795.2(2)

(Dollars in Thousands)

County	Route	Job Number	Current SFY Award Date	Description of Improvement / Location	Estimate	'92 Plan
Washington	8	5P3115	2017	Pavement improvements from Rte. AA to St. Francois County. Reason: * The project was added to improve the pavement.	\$3,445	No
Franklin	100	6P3158	2017	Pavement improvements from west of Rte. OO to Rte. 109. Reason: * The project was added to improve the pavement.	\$1,860	No
Franklin	44	6I3116	2018	Bridge improvements on eastbound bridge over Rte. 50. Project involves bridge L0931. Reason: * The project was added to improve the bridge condition.	\$3,349	No
Franklin	44	6I3189	2018	Pavement improvements from Rte. 30 to the Crawford County line. Reason: * The project was added to improve the pavement.	\$34,607	No

**Projects Added to the 2016-2020 STIP in FY 2016 or in the 2017-2021
Highway and Bridge Construction Schedule**

RSMo 21.795.2(2)

(Dollars in Thousands)

County	Route	Job Number	Current SFY Award Date	Description of Improvement / Location	Estimate	'92 Plan
Franklin	47	6S3161	2018	Pavement improvements from 3rd Street in Washington to Commercial Avenue in St. Clair. Reason: * The project was added to improve the pavement.	\$2,437	No
Franklin	AD	6S3168	2019	Bridge improvement over Happy Sac Creek. Project involves bridge N0620. Reason: * The project was added to improve the bridge condition.	\$2,166	No
Franklin	BB	6S3137	2017	Pavement and shoulder improvements from Rte. A to Rte. 50. Reason: * The project was added to improve roadway and safety.	\$1,573	No
Franklin	H	6S3162	2019	Bridge improvements over the Bourbeuse River. Project involves bridge R0497. Reason: * The project was added to improve the bridge condition.	\$1,219	No

**Projects Added to the 2016-2020 STIP in FY 2016 or in the 2017-2021
Highway and Bridge Construction Schedule**

RSMo 21.795.2(2)

(Dollars in Thousands)

County	Route	Job Number	Current SFY Award Date	Description of Improvement / Location	Estimate	'92 Plan
Franklin	St. Marys Rd.	6S3163	2018	Replace bridge on St. Mary's Road over I-44. Project involves bridge LO868. Reason: * The project was added to replace the bridge.	\$1,551	No
Jefferson	141	6P3143	2019	Intersection improvements at Ridgewood School Road. Reason: * The project was added to improve the intersection.	\$1,031	No
Jefferson	141	6P3184	2019	Pavement improvements from north of Rte. 30 to Rte. 61/67. Reason: * The project was added to improve the pavement.	\$6,422	No
Jefferson	21	6P0876R	2018	Drainage improvements between Old Rte. 21 and Klable Road. Reason: * This project was added to improve drainage.	\$1,616	No
Jefferson	21	6P2345	2018	Intersection improvements at Rte. 110. Reason: * The project was added to improve the intersection.	\$2,131	No

**Projects Added to the 2016-2020 STIP in FY 2016 or in the 2017-2021
Highway and Bridge Construction Schedule**

RSMo 21.795.2(2)

(Dollars in Thousands)

County	Route	Job Number	Current SFY Award Date	Description of Improvement / Location	Estimate	'92 Plan
Jefferson	21	6P3155	2017 Let By Others	Payment to City of Desoto for roadway improvements on Rte. 21 between Cajun Drive and Rte. H. \$881,606 Congestion Mitigation and Air Quality funds. Reason: * The project was added to provide reimbursement for traffic flow improvements.	\$982	No
Jefferson	30	6S3160	2018	Pavement improvements and guardrail upgrades from east of Rte. 141 to Rte. PP. Reason: * The project was added to improve the pavement and address emerging maintenance needs.	\$3,516	No
Jefferson	55	6I3131	2017	Bridge improvements for 21 bridges from north of Rte. Z near Pevely to Plattin Creek south of Rte. 67 at Crystal City. Includes bridges A1035, A0951, A0953, A0944, A0945, A0946, A0797, A0830, A0799, A2221 and A2222. Reason: * The project was added to improve bridges.	\$11,588	No

**Projects Added to the 2016-2020 STIP in FY 2016 or in the 2017-2021
Highway and Bridge Construction Schedule**

RSMo 21.795.2(2)

(Dollars in Thousands)

County	Route	Job Number	Current SFY Award Date	Description of Improvement / Location	Estimate	'92 Plan
Jefferson	55	6I3159	2018	Pavement improvements and guardrail upgrade from Rte. M to Rte. Z. Reason: * The project was added to improve the pavement and address emerging maintenance needs.	\$644	No
Jefferson	67	6P3142	2018	Intersection improvements at Flucom Road. Reason: * The project was added to improve the intersection.	\$2,089	No
Jefferson	67	6P3144	2018	Intersection improvements at Montauk Road. Reason: * The project was added to improve the intersection.	\$167	No
Jefferson	67	6P3145	2018	Intersection improvements at Victoria Road. Reason: * The project was added to improve the intersection.	\$1,600	No

**Projects Added to the 2016-2020 STIP in FY 2016 or in the 2017-2021
Highway and Bridge Construction Schedule**

RSMo 21.795.2(2)

(Dollars in Thousands)

County	Route	Job Number	Current SFY Award Date	Description of Improvement / Location	Estimate	'92 Plan
Jefferson	E	6S3139	2016	Pavement improvements on Rte. E from Rte. N to St. Francis County line, on Rte. V from Rte. E to Rte. JJ and on Rte. JJ from north of Rte. 67 to south of Rte. 67. Funded with St. Louis District Operations Funds. Reason: * The project was added to improve the pavement.	\$743	No
Jefferson	M	6S3167	2019	Pavement improvements and guardrail upgrade from I-55 to Rte. 61/67. Reason: * The project was added to improve the pavement and address emerging maintenance needs.	\$184	No
Jefferson	Old Hwy. 21	6S3174	2019	Install new signal at Konert Road. Reason: * The project was added to improve safety and traffic flow.	\$195	No
Jefferson	WW	6S3138	2016	Pavement improvements from Rte. Y to Rte. H. Funded by St. Louis District Operations funds. Reason: * The project was added to improve the pavement.	\$370	No

**Projects Added to the 2016-2020 STIP in FY 2016 or in the 2017-2021
Highway and Bridge Construction Schedule**

RSMo 21.795.2(2)

(Dollars in Thousands)

County	Route	Job Number	Current SFY Award Date	Description of Improvement / Location	Estimate	'92 Plan
Jefferson	Z	6S3151	2017 Let By Others	Payment to City of Pevely for roadway improvements on Rte. Z from east of I-55 to Rte. 61/67. \$952,226 STP funds. Reason: * The project was added to provide reimbursement for roadway improvements.	\$1,078	No
St. Charles	364	6P3135	2017	Safety improvements from I-64 to Mid Rivers Mall Drive. Reason: * The project was added to address emerging safety needs.	\$1,245	No
St. Charles	370	6P2325	2019	Bridge improvements at Rte. 94. Project involves bridges A4999 and A5109. Reason: * The project was added to improve bridges.	\$2,455	No
St. Charles	64	6I3182	2018	Pavement and bridge improvements to ramps at interchange with I-70 and Rte. 61. Project involves bridges L0428 and L0624. Reason: * The project was added to improve pavement and bridges.	\$1,452	No

**Projects Added to the 2016-2020 STIP in FY 2016 or in the 2017-2021
Highway and Bridge Construction Schedule**

RSMo 21.795.2(2)

(Dollars in Thousands)

County	Route	Job Number	Current SFY Award Date	Description of Improvement / Location	Estimate	'92 Plan
St. Charles	70	612240	2018	Pavement improvements from Truman Boulevard to Zumbahl Road and from Zumbahl Road to Rte. 94. Reason: * The project was added to improve the pavement.	\$1,592	No
St. Charles	70	612418	2018	Restripe lanes, improve interchanges, construct outer roads and sidewalks from Woodlawn Ave. to TR Hughes Blvd. including Main St. intersections. Cost Share funds \$3,878,533. CMAQ funds \$3,500,000. City of O'Fallon \$6,132,000. Project involves bridges L0710 and A6157. Reason: * The project was added to implement a cost share/cost participation project to improve traffic flow.	\$13,836	No
St. Charles	70	613133	2017	Pavement and barrier wall improvements from Mid Rivers Mall Drive to 5th Street. Reason: * The project was added to improve the pavement and barrier wall.	\$10,517	No

**Projects Added to the 2016-2020 STIP in FY 2016 or in the 2017-2021
Highway and Bridge Construction Schedule**

RSMo 21.795.2(2)

(Dollars in Thousands)

County	Route	Job Number	Current SFY Award Date	Description of Improvement / Location	Estimate	'92 Plan
St. Charles	70	613195	2020	Pavement improvements from west of Wentzville Parkway to Lake St. Louis Boulevard. Reason: * The project was added to improve the pavement.	\$11,348	No
St. Charles	70	613197	2017	Bridge improvements at eight locations in St. Charles County. Project involves bridges A5406, A6120, A5395, A7132, A5958, A4323, A4320 and A5800. Reason: * The project was added to improve bridges.	\$777	No
St. Charles	70	653183	2017	Pavement improvements on I-70 south outer road from Cave Springs Drive to Zumbahl Road, and I-70 north outer road from Rte. 370 to Truman Boulevard. Reason: * The project was added to improve the pavement.	\$613	No

**Projects Added to the 2016-2020 STIP in FY 2016 or in the 2017-2021
Highway and Bridge Construction Schedule**

RSMo 21.795.2(2)

(Dollars in Thousands)

County	Route	Job Number	Current SFY Award Date	Description of Improvement / Location	Estimate	'92 Plan
St. Charles	79	6P3129	2016	Pavement improvements from Lincoln County line to 0.5 miles north of Salt River Road. \$136,000 District Operations Funds. Reason: * The project was added to improve the pavement.	\$146	No
St. Charles	Hawk Ridge Trail	6S3100B	2017	Intersection improvements at Hawks Ridge Trail in O'Fallon. Not on state system. Companion project to 6S3100. Project funded by city of O'Fallon. Design, utilities, and right of way by city. Reason: * The project was added to improve intersection in combination with 6S3100.	\$53	No
St. Charles	N	6S3100	2017	Intersection improvements at Hawks Ridge Trail in O'Fallon. \$515,000 Cost Share and \$492,192 from the city of O'Fallon. Design, utilities, and right of way by city. Reason: * The project was added to implement a cost share/cost participation project.	\$1,082	No

**Projects Added to the 2016-2020 STIP in FY 2016 or in the 2017-2021
Highway and Bridge Construction Schedule**

RSMo 21.795.2(2)

(Dollars in Thousands)

County	Route	Job Number	Current SFY Award Date	Description of Improvement / Location	Estimate	'92 Plan
St. Charles	N	6S3148	2018	Bridge improvement at Sam's Creek. Involves bridge N0200. Reason: * The project was added to improve the bridge condition.	\$771	No
St. Charles	T	6S3185	2019	Pavement, shoulder, and curve improvements from I-70 South Outer road to Rte. TT. Project involves bridge T0281. Reason: * The project was added to improve roadway and safety.	\$9,183	No
St. Charles	T	6S3186	2019	Pavement improvements from Rte. TT to Rte. 94. Reason: * The project was added to improve the pavement.	\$2,057	No
St. Charles	US61N to Pitman Ave.	6P3179	2017	Signal improvements at Rte. 61 interchange with Pitman Avenue. Reason: * The project was added to improve signals.	\$341	No

**Projects Added to the 2016-2020 STIP in FY 2016 or in the 2017-2021
Highway and Bridge Construction Schedule**

RSMo 21.795.2(2)

(Dollars in Thousands)

County	Route	Job Number	Current SFY Award Date	Description of Improvement / Location	Estimate	'92 Plan
St. Charles	W	6S3147	2018	Shoulder and safety improvements from I-70 to Rte. 61. Reason: * The project was added to improve roadway and safety.	\$2,159	No
St. Louis	109	6S3141	2018	Bridge improvements at Rte. 100. Involves bridge A2738. Reason: * The project was added to improve the bridge condition.	\$2,832	No
St. Louis	141	6P3164	2017	Install guard cable from Casino Center Drive to River Valley Drive. Reason: * The project was added to address emerging safety needs.	\$525	No
St. Louis	180	6S3048	2019	ADA Transition Plan and pavement improvements from I-270 to I-170. Reason: * The project was added to provide ADA and pavement improvements.	\$16,972	No
St. Louis	180	6S3049	2019	Pavement and ADA Transition Plan improvements from I-170 to St. Louis City limits. Reason: * The project was added to provide pavement and ADA improvements.	\$10,471	No

**Projects Added to the 2016-2020 STIP in FY 2016 or in the 2017-2021
Highway and Bridge Construction Schedule**

RSMo 21.795.2(2)

(Dollars in Thousands)

County	Route	Job Number	Current SFY Award Date	Description of Improvement / Location	Estimate	'92 Plan
St. Louis	21	6S3127	2016	Pavement improvements from Rte. 30 to Meramec River. \$217,000 District Operations Funds. Reason: * The project was added to improve the pavement.	\$233	No
St. Louis	255	6I3128	2016	Pavement improvements from I-55 to Mississippi River. \$244,000 District Operations Funds. Reason: * The project was added to improve the pavement.	\$262	No
St. Louis	270	6I3020B	2018	Pavement and bridge improvements on the I-270 North Corridor on disconnected sections in north county. Potential Design Build. Reason: * The project was added to improve pavement and bridges.	\$114,001	No
St. Louis	270	6I3136	2017	Pavement improvements and barrier wall improvements from I-170 interchange to the Chain of Rocks Bridge. Reason: * The project was added to improve the pavement and barrier wall.	\$19,145	No

**Projects Added to the 2016-2020 STIP in FY 2016 or in the 2017-2021
Highway and Bridge Construction Schedule**

RSMo 21.795.2(2)

(Dollars in Thousands)

County	Route	Job Number	Current SFY Award Date	Description of Improvement / Location	Estimate	'92 Plan
St. Louis	270	613146	2018	Bridge improvements over Fee Fee Creek. Involves bridge A1242. Reason: * The project was added to improve the bridge condition.	\$3,566	No
St. Louis	270	613157	2017	Pavement improvements from Rte. 364 to I-44. Reason: * The project was added to improve the pavement.	\$19,821	No
St. Louis	270	613166	2018	Pavement Improvements at I-70 interchange and at Rte. 180 interchange. Reason: * The project was added to improve the pavement.	\$2,661	No
St. Louis	340	6S3124	2018	Add auxiliary lane and extend left turn lane from Swingley Road to outer road eastbound I-64 ramps. \$870,000 Congestion Mitigation and Air Quality Funds (CMAQ) and \$217,000 private developer funds. Involves bridge A1681. Reason: * The project was added to improve traffic flow.	\$1,088	No

**Projects Added to the 2016-2020 STIP in FY 2016 or in the 2017-2021
Highway and Bridge Construction Schedule**

RSMo 21.795.2(2)

(Dollars in Thousands)

County	Route	Job Number	Current SFY Award Date	Description of Improvement / Location	Estimate	'92 Plan
St. Louis	340	6S3125	2018	Add dual left turn lanes on Rte. 340 at Chesterfield Parkway East and West, and add right turn lane on I-64 westbound off ramp. \$1,470,000 CMAQ funds and \$368,000 private developer funds. Reason: * The project was added to improve traffic flow.	\$1,838	No
St. Louis	366	6S3140	2018	Bridge improvements at I-44 eastbound off-ramp to Rte. 366. Involves bridge A1007. Reason: * The project was added to improve the bridge condition.	\$3,614	No
St. Louis	44	6I3169	2018	Pavement improvements east of Murdoch Avenue to Rte. 141. Reason: * The project was added to improve the pavement.	\$18,086	No
St. Louis	44	6P3130	2016	Pipe replacement and erosion control at various locations on Rte. 141 and I-44 in St. Louis County. Construction to be funded by District Operations funds. Reason: * The project was added to improve the roadway.	\$347	No

**Projects Added to the 2016-2020 STIP in FY 2016 or in the 2017-2021
Highway and Bridge Construction Schedule**

RSMo 21.795.2(2)

(Dollars in Thousands)

County	Route	Job Number	Current SFY Award Date	Description of Improvement / Location	Estimate	'92 Plan
St. Louis	64	6I3132	2017	Pavement improvements from Chesterfield Airport Road on-ramp to Rte. 340. Reason: * The project was added to improve the pavement.	\$9,947	No
St. Louis	67	6Q2039F	2017	ITS system preservation, repair and upgrades at the Lindbergh Tunnel. Reason: * The project was added to improve traffic flow.	\$1,226	No
St. Louis	67	6S3134	2017	Bridge improvements at interchange with Dorsett Road and Midland Boulevard. Project involves bridge A3509. Reason: * The project was added to improve the bridge condition.	\$3,156	No
St. Louis	70	6I3156	2018	Interchange improvements at Rte. U. Project involves bridge A6233. Reason: * The project was added to improve the interchange.	\$3,619	No

**Projects Added to the 2016-2020 STIP in FY 2016 or in the 2017-2021
Highway and Bridge Construction Schedule**

RSMo 21.795.2(2)

(Dollars in Thousands)

County	Route	Job Number	Current SFY Award Date	Description of Improvement / Location	Estimate	'92 Plan
St. Louis	70	6I3165	2018	Pavement improvements from Springdale Avenue to Union Boulevard. Reason: * The project was added to improve the pavement.	\$5,865	No
St. Louis	AB	6S2211	2018	Bridge improvements at Hibler Creek. Project involves bridge W0332. Reason: * The project was added to improve the bridge condition.	\$903	No
St. Louis	IS270W to MO364E	6S3199	2017	High friction surface treatments on seven locations in counties of Franklin, St. Charles, St. Louis, and St Louis City. Reason: * The project was added to address emerging safety needs.	\$597	No
St. Louis	Various	6P3177	2017	Job Order Contracting for guardrail repair at various locations in St. Louis City and St. Louis County. Reason: * The project was added to provide guardrail repair on various routes.	\$1,024	No

**Projects Added to the 2016-2020 STIP in FY 2016 or in the 2017-2021
Highway and Bridge Construction Schedule**

RSMo 21.795.2(2)

(Dollars in Thousands)

County	Route	Job Number	Current SFY Award Date	Description of Improvement / Location	Estimate	'92 Plan
St. Louis	Various	6Q3192	2017	Video wall replacement at the District Traffic Management Center (TMC). Reason: * The project was added to improve traffic flow on various routes.	\$1,250	No
St. Louis City	44	6I3034	2019	Pavement and bridge improvements from west of Kingshighway Blvd to I-55. Project involves bridge A2258. Reason: * The project was added due to splitting projects. Split from projects 6P3066 and 6P3067.	\$22,210	No
St. Louis City	44	6I3150	2018	Bridge improvements from Kingshighway Boulevard to 39th Street. Involves bridges A2386, A2163, A2164, A2165, A2600 and A2255. Reason: * The project was added to improve bridges.	\$29,573	No
St. Louis City	55	6I3149	2018	Bridge improvements from Virginia Avenue to Arsenal Street. Involves bridges A1079, A1080, A1082, A1083, A1084, A1085 and A1086. Reason: * The project was added to improve bridges.	\$13,950	No

**Projects Added to the 2016-2020 STIP in FY 2016 or in the 2017-2021
Highway and Bridge Construction Schedule**

RSMo 21.795.2(2)

(Dollars in Thousands)

County	Route	Job Number	Current SFY Award Date	Description of Improvement / Location	Estimate	'92 Plan
St. Louis City	Broadway to IS64W	613170	2018	Bridge improvements from 18th Street to Broadway. Project involves bridges A1516, A1517, A1518, A1519, A1520 and A1521. Reason: * The project was added to improve bridges.	\$5,147	No
St. Louis City	H	6S3196	2019	Pavement improvements from I-270 to Hall Street. Reason: * The project was added due to splitting projects. Split from project 6P3067.	\$6,566	No
Various	Various	0I3003K	2017	Job Order Contracting for concrete pavement repair at various interstate locations in the St. Louis District. Reason: * The project was added due to splitting projects. Split from project 0I3003.	\$642	No
Various	Various	0I3003L	2017	Job Order Contracting for asphalt pavement repair at various interstate locations in Franklin and Jefferson Counties. Reason: * The project was added due to splitting projects. Split from project 0I3003.	\$642	No

**Projects Added to the 2016-2020 STIP in FY 2016 or in the 2017-2021
Highway and Bridge Construction Schedule**

RSMo 21.795.2(2)

(Dollars in Thousands)

County	Route	Job Number	Current SFY Award Date	Description of Improvement / Location	Estimate	'92 Plan
Various	Various	0I3003M	2017	Job Order Contracting for asphalt pavement repair at various interstate locations in St. Charles and St. Louis Counties and St. Louis City. Reason: * The project was added due to splitting projects. Split from project 0I3003.	\$856	No
Various	Various	0P3018G	2018	Safety projects at various locations in the St. Louis District. \$5,077,000 from Statewide Open Container funds. Reason: * The project was added to address emerging safety needs at various locations.	\$5,077	No
Various	Various	0P3019G	2019	Safety projects at various locations in the St. Louis District. \$5,105,000 from Statewide Open Container funds. Reason: * The project was added to address emerging safety needs at various locations.	\$5,105	No

**Projects Added to the 2016-2020 STIP in FY 2016 or in the 2017-2021
Highway and Bridge Construction Schedule**

RSMo 21.795.2(2)

(Dollars in Thousands)

County	Route	Job Number	Current SFY Award Date	Description of Improvement / Location	Estimate	'92 Plan
Various	Various	0P3020G	2020	Safety projects at various locations in the St. Louis District. \$5,105,000 from Statewide Open Container funds. Reason: * The project was added to address emerging safety needs at various locations.	\$5,105	No
Various	Various	0P3021G	2021	Safety projects at various locations in the St. Louis District. \$5,105,000 from Statewide Open Container funds. Reason: * The project was added to address emerging safety needs at various locations.	\$5,105	No
Various	Various	0S3017G	2018	ADA Transition Plan improvements at various locations in the St. Louis District. \$2,265,000 from Statewide Transportation Alternatives funds. Reason: * The project was added to provide ADA improvements at various locations.	\$2,265	No

**Projects Added to the 2016-2020 STIP in FY 2016 or in the 2017-2021
Highway and Bridge Construction Schedule**

RSMo 21.795.2(2)

(Dollars in Thousands)

County	Route	Job Number	Current SFY Award Date	Description of Improvement / Location	Estimate	'92 Plan
Various	Various	0S3018G	2018	ADA Transition Plan improvements at various locations in the St. Louis District. \$2,330,000 from Statewide Transportation Alternatives funds. Reason: * The project was added to provide ADA improvements at various locations.	\$2,330	No
Various	Various	0S3019G	2019	ADA Transition Plan improvements at various locations in the St. Louis District. \$2,392,000 from Statewide Transportation Alternatives funds. Reason: * The project was added to provide ADA improvements at various locations.	\$2,392	No
Various	Various	0S3020G	2020	ADA Transition Plan improvements at various locations in the St. Louis District. \$2,453,000 from Statewide Transportation Alternatives funds. Reason: * The project was added to provide ADA improvements at various locations.	\$2,453	No

**Projects Added to the 2016-2020 STIP in FY 2016 or in the 2017-2021
Highway and Bridge Construction Schedule**

RSMo 21.795.2(2)

(Dollars in Thousands)

County	Route	Job Number	Current SFY Award Date	Description of Improvement / Location	Estimate	'92 Plan
Various	Various	0S3021G	2021	ADA Transition Plan improvements at various locations in the St. Louis District. \$2,453,000 from Statewide Transportation Alternatives funds. Reason: * The project was added to provide ADA improvements at various locations.	\$2,453	No
Various	Various	6I3126	2016	Motorist Assist Interoperable Communication, GPS based dispatch purchase throughout the St. Louis District. \$288,000 Congestion Mitigation Air Quality funds. Reason: * The project was added to improve traffic flow on various routes.	\$361	No
Various	Various	6P3175	2017	Job Order Contracting for fence repair at various locations in the St. Louis District. Reason: * The project was added to provide fence repair on various routes.	\$437	No
Various	Various	6P3176	2017	Job Order Contracting for guard cable repair at various locations in the St. Louis District. Reason: * The project was added to provide guard cable repair on various routes.	\$601	No

**Projects Added to the 2016-2020 STIP in FY 2016 or in the 2017-2021
Highway and Bridge Construction Schedule**

RSMo 21.795.2(2)

(Dollars in Thousands)

County	Route	Job Number	Current SFY Award Date	Description of Improvement / Location	Estimate	'92 Plan
Various	Various	6P3178	2018	On-call work zone enforcement at various locations in the St. Louis District. Reason: * The project was added to provide for safer work zones in the St. Louis District.	\$100	No
Various	Various	6P3190	2018	Signal and lighting improvements throughout the St. Louis District. Reason: * The project was added to provide signal and lighting improvements at various locations.	\$5,000	No
Various	Various	6P3191	2019	Signal and lighting improvements throughout the St. Louis District. Reason: * The project was added to provide signal and lighting improvements at various locations.	\$6,000	No
Various	Various	6P3194	2017	Safety improvements on various routes in the St. Louis District. Potential Design Build. Reason: * The project was added to address emerging safety needs at various locations.	\$23,826	No

**Projects Added to the 2016-2020 STIP in FY 2016 or in the 2017-2021
Highway and Bridge Construction Schedule**

RSMo 21.795.2(2)

(Dollars in Thousands)

County	Route	Job Number	Current SFY Award Date	Description of Improvement / Location	Estimate	'92 Plan
Various	Various	6P3198	2017	Job Order Contracting for asphalt pavement improvements (non-interstate) at various primary route locations in the St. Louis District. Reason: * The project was added to provide timely repairs on various routes.	\$2,185	No
Various	Various	6P3198B	2017	Job Order Contracting for concrete pavement improvements (non-Interstate) at various primary route locations in the St. Louis District. Reason: * The project was added to provide timely repairs on various routes.	\$1,095	No
Various	Various	6Q3000G	2017	Advanced Traffic Management System (ATMS) maintenance contract for operating system at the Transportation Management Center (TMC). Reason: * The project was added to implement maintenance contract for operating system at the Transportation Management Center.	\$450	No

**Projects Added to the 2016-2020 STIP in FY 2016 or in the 2017-2021
Highway and Bridge Construction Schedule**

RSMo 21.795.2(2)

(Dollars in Thousands)

County	Route	Job Number	Current SFY Award Date	Description of Improvement / Location	Estimate	'92 Plan
Various	Various	6Q3171B	2019	Motorist Assist operations and staff in the St. Louis District. These funds will be transferred to the District Operations budget. Reason: * The project was added to improve traffic flow on various routes.	\$2,148	No
Various	Various	6Q3171C	2019	ITS operations, MoDOT Staff, equipment maintenance and Transportation Management Center (TMC) operations at the TMC building. Reason: * The project was added to improve traffic flow on various routes.	\$855	No
Various	Various	6Q3171D	2019	ITS operations, contract staffing and professional services at the Transportation Management Center (TMC) building. Reason: * The project was added to improve traffic flow on various routes.	\$2,060	No
Various	Various	6Q3171E	2019	ITS maintenance and operations at various locations. Reason: * The project was added to improve traffic flow on various routes.	\$1,071	No

**Projects Added to the 2016-2020 STIP in FY 2016 or in the 2017-2021
Highway and Bridge Construction Schedule**

RSMo 21.795.2(2)

(Dollars in Thousands)

County	Route	Job Number	Current SFY Award Date	Description of Improvement / Location	Estimate	'92 Plan
Various	Various	6Q3171F	2019	ITS system preservation, repairs and upgrades throughout the St. Louis District. Reason: * The project was added to improve traffic flow on various routes.	\$953	No
Various	Various	6Q3172B	2020	Motorist Assist operations and staff in the St. Louis District. These funds will be transferred to the District Operations budget. Reason: * The project was added to improve traffic flow on various routes.	\$2,148	No
Various	Various	6Q3172C	2020	ITS operations, MoDOT Staff, equipment maintenance and Transportation Management Center (TMC) operations at TMC building. Reason: * The project was added to improve traffic flow on various routes.	\$855	No
Various	Various	6Q3172D	2020	ITS operations, contract staffing and professional services at the Transportation Management Center (TMC) building. Reason: * The project was added to improve traffic flow on various routes.	\$2,060	No

**Projects Added to the 2016-2020 STIP in FY 2016 or in the 2017-2021
Highway and Bridge Construction Schedule**

RSMo 21.795.2(2)

(Dollars in Thousands)

County	Route	Job Number	Current SFY Award Date	Description of Improvement / Location	Estimate	'92 Plan
Various	Various	6Q3172E	2020	ITS maintenance and operations at various locations. Reason: * The project was added to improve traffic flow on various routes.	\$1,071	No
Various	Various	6Q3172F	2020	ITS system preservation, repairs and upgrades throughout the St. Louis District. Reason: * The project was added to improve traffic flow on various routes.	\$953	No
Various	Various	6Q3173B	2021	Motorist Assist operations and staff in the St. Louis District. These funds will be transferred to the District Operations Budget. Reason: * The project was added to improve traffic flow on various routes.	\$2,148	No
Various	Various	6Q3173C	2021	ITS operations, MoDOT Staff, equipment maintenance and Transportation Management Center (TMC) operations at TMC building. Reason: * The project was added to improve traffic flow on various routes.	\$855	No

**Projects Added to the 2016-2020 STIP in FY 2016 or in the 2017-2021
Highway and Bridge Construction Schedule**

RSMo 21.795.2(2)

(Dollars in Thousands)

County	Route	Job Number	Current SFY Award Date	Description of Improvement / Location	Estimate	'92 Plan
Various	Various	6Q3173D	2021	ITS operations, contract staffing and professional services at the Transportation Management Center (TMC) building. Reason: * The project was added to improve traffic flow on various routes.	\$2,060	No
Various	Various	6Q3173E	2021	ITS maintenance and operations at various locations. Reason: * The project was added to improve traffic flow on various routes.	\$1,071	No
Various	Various	6Q3173F	2021	ITS system preservation, repairs and upgrades throughout the St. Louis District. Reason: * The project was added to improve traffic flow on various routes.	\$953	No
Various	Various	6Q3193	2017	Detection replacement at various routes in the St. Louis District. Reason: * The project was added to improve traffic flow on various routes.	\$269	No

**Projects Added to the 2016-2020 STIP in FY 2016 or in the 2017-2021
Highway and Bridge Construction Schedule**

RSMo 21.795.2(2)

(Dollars in Thousands)

County	Route	Job Number	Current SFY Award Date	Description of Improvement / Location	Estimate	'92 Plan
Barry	37	7P3120	2019	Pavement improvements from south of Rte. 60 to the Arkansas State line. Reason: * The project was added to improve the pavement.	\$6,090	No
Barry	60	7P2173	2019	Bridge improvements on the westbound lanes over Arkansas and Missouri Railway 0.3 mile east of Rte. 37 in Monett. Project involves bridge L0214. Reason: * The project was added to improve the bridge condition.	\$1,809	No
Barry	76	7S2227B	2017	Pavement and safety improvements from County Road 2182 to north of Fourth Street in Cassville and from Rte. 112 to Flat Creek Road. Reason: * The project was added to improve pavement and safety.	\$2,735	No
Barry	TT	7S3123	2018	Pavement and safety improvements on Rte. TT from Rte. 39 to Rte. D in Stone County and on Rte. Z from Rte. 60 to Rte. 39. Reason: * The project was added to improve pavement and safety.	\$1,855	No

**Projects Added to the 2016-2020 STIP in FY 2016 or in the 2017-2021
Highway and Bridge Construction Schedule**

RSMo 21.795.2(2)

(Dollars in Thousands)

County	Route	Job Number	Current SFY Award Date	Description of Improvement / Location	Estimate	'92 Plan
Barry	VV	7S3149	2018	Bridge improvements over Little Flat Creek. Project involves bridge N0488. Reason: * The project was added to improve the bridge condition.	\$1,288	Yes
Barry	W	7S3178	2017	ADA Transition Plan improvements on Hurlbut Street from Rte. 86 (Gilman Avenue) to Hill Street in Wheaton. \$16,000 Statewide Transportation Alternatives funds. Reason: * The project was added to provide ADA improvements.	\$27	No
Barry	W	7S3185	2017	Pavement and safety improvements from Rte. 86 to Rte. 37. Reason: * The project was added to improve pavement and safety.	\$1,216	No
Barton	160	7P2228D	2018	Bridge improvements over BNSF Railway. Project involves bridge K0556. Reason: * The project was added to improve the bridge condition.	\$3,522	No

**Projects Added to the 2016-2020 STIP in FY 2016 or in the 2017-2021
Highway and Bridge Construction Schedule**

RSMo 21.795.2(2)

(Dollars in Thousands)

County	Route	Job Number	Current SFY Award Date	Description of Improvement / Location	Estimate	'92 Plan
Barton	49	713083	2019	Pavement improvements from Rte. 160 to I-44. Reason: * The project was added to improve the pavement.	\$14,812	No
Bates	49	013003W	2017	Job Order Contracting for pavement repair from the Cass County line to Rte. 54 in Vernon County. Reason: * The project was added due to splitting projects. Split from project 013003.	\$43	No
Bates	49	713050	2019	Bridge improvements on the southbound lanes over the Bates County Drainage Ditch. Project involves bridge A1143. Reason: * The project was added to improve the bridge condition.	\$2,170	No
Bates	52	753085B	2016	Chip seal pavement improvements on routes 52, Loop 49, A, and C in Bates, Benton, Henry, and Morgan counties. \$1,127,000 district operating budget. Reason: * The project was added to improve the pavement.	\$1,207	No

**Projects Added to the 2016-2020 STIP in FY 2016 or in the 2017-2021
Highway and Bridge Construction Schedule**

RSMo 21.795.2(2)

(Dollars in Thousands)

County	Route	Job Number	Current SFY Award Date	Description of Improvement / Location	Estimate	'92 Plan
Bates	AA	7S3155	2018	Bridge improvements over Mormon Fork. Project involves bridge N0789. Reason: * The project was added to improve the bridge condition.	\$550	No
Bates	B	7P2228L	2017	Bridge improvements over Spring Branch. Project involves bridge T0278. Reason: * The project was added to improve the bridge condition.	\$1,332	No
Bates	B	7S0503	2018	Bridge improvements over Shaw Branch 1.3 miles east of Rte. O. Project involves bridge T0033. Reason: * The project was added to improve the bridge condition.	\$599	Yes
Bates	V	7S3145	2018	Bridge improvements over Marais des Cygnes River. Project involves bridge R0115. Reason: * The project was added to improve the bridge condition.	\$2,411	Yes

**Projects Added to the 2016-2020 STIP in FY 2016 or in the 2017-2021
Highway and Bridge Construction Schedule**

RSMo 21.795.2(2)

(Dollars in Thousands)

County	Route	Job Number	Current SFY Award Date	Description of Improvement / Location	Estimate	'92 Plan
Benton	7	5P0933	2017	Bridge improvements over the Osage River 1.4 miles west of Rte. 65 north junction. Project involves bridge A3017. Reason: * The project was added to improve the bridge condition.	\$1,496	No
Benton	83	7P3130	2019	Pavement and safety improvements on Rte. 83 from Rte. 65 to Rte. 54 and on Rte. MM from Rte. 65 to end of route. \$1,247,000 Open Container funds. Reason: * The project was added to improve pavement and safety.	\$4,182	No
Benton	B	7S3150	2019	Bridge improvements over Indian Creek. Project involves bridge Y0401. Reason: * The project was added to improve the bridge condition.	\$716	Yes
Cedar	32	7P3097	2017	Safety improvements at Rte. CC. Reason: * The project was added to address emerging safety needs.	\$67	No

**Projects Added to the 2016-2020 STIP in FY 2016 or in the 2017-2021
Highway and Bridge Construction Schedule**

RSMo 21.795.2(2)

(Dollars in Thousands)

County	Route	Job Number	Current SFY Award Date	Description of Improvement / Location	Estimate	'92 Plan
Cedar	U	7S3153	2018	Bridge improvements over Alder Creek. Project involves bridge N0349. Reason: * The project was added to improve the bridge condition.	\$809	No
Christian	125	8S0816	2018	Bridge improvements over Swan Creek south of Garrison. Project involves bridge A0739. Reason: * The project was added to improve the bridge condition.	\$1,832	No
Christian	14	7P2193G	2017	ADA Transition Plan improvements from east of Vanilla Bean Road to east of Rte. PP in Sparta. \$84,000 Statewide Transportation Alternatives funds. Reason: * The project was added to provide ADA improvements.	\$156	No
Christian	14	7P3089	2017	Pavement and safety improvements from Rte. OO to Rte. 125 south junction. Reason: * The project was added to improve pavement and safety.	\$563	No

**Projects Added to the 2016-2020 STIP in FY 2016 or in the 2017-2021
Highway and Bridge Construction Schedule**

RSMo 21.795.2(2)

(Dollars in Thousands)

County	Route	Job Number	Current SFY Award Date	Description of Improvement / Location	Estimate	'92 Plan
Christian	14	8P0588H	2019	Capacity improvements from Fort Street to Ridgecrest Street in Nixa. Reason: * The project was added to improve traffic flow.	\$8,659	Yes
Christian	14	8P3057	2017	Pavement and safety improvements from Rte. W to Rte. OO. Reason: * The project was added to improve pavement and safety.	\$614	No
Christian	14	8P3093	2018	Capacity improvements from Rte. M (Nicholas Road) to Estes Street in Nixa. Reason: * The project was added to improve traffic flow.	\$7,343	Yes
Christian	14	8P3096	2019	Safety and capacity improvements on Jackson Street from 16th Street to 0.2 mile east of Rte. NN in Ozark. \$835,000 Open Container Funds. Reason: * The project was added to improve safety and traffic flow.	\$3,270	Yes

**Projects Added to the 2016-2020 STIP in FY 2016 or in the 2017-2021
Highway and Bridge Construction Schedule**

RSMo 21.795.2(2)

(Dollars in Thousands)

County	Route	Job Number	Current SFY Award Date	Description of Improvement / Location	Estimate	'92 Plan
Christian	160	7S3133	2019	Pavement improvements from 0.4 mile north of Finley Creek to Reeds Spring Junction and on Rte. 13 from Reeds Spring Junction to Table Rock Lake. Reason: * The project was added to improve the pavement.	\$9,201	No
Christian	160	8S3064	2019	Safety improvements on the westbound lanes east of Rte. AA. Reason: * The project was added to address emerging safety needs.	\$67	No
Christian	65	8P0605H	2019	Roadway improvements from 0.7 mile south of Evans Road to Rte. CC in Ozark. Project involves bridge A3108. Reason: * The project was added to improve the roadway and bridge.	\$7,698	Yes
Christian	65	8P3101	2018	Safety and capacity improvements on South Street from 19th Street to Rte. 14 (3rd Street) in Ozark. Reason: * The project was added to improve safety and traffic flow.	\$6,515	No

**Projects Added to the 2016-2020 STIP in FY 2016 or in the 2017-2021
Highway and Bridge Construction Schedule**

RSMo 21.795.2(2)

(Dollars in Thousands)

County	Route	Job Number	Current SFY Award Date	Description of Improvement / Location	Estimate	'92 Plan
Christian	CC	8S3074	2018	Pavement improvements on disconnected sections from 0.5 mile east of Rte. 160 to Rte. 65. Reason: * The project was added to improve the pavement.	\$510	No
Christian	CC	8S3077	2018	ADA Transition Plan improvements on Rte. CC at Fremont Road in Fremont Hills and on Rte. M from Tori Drive to Butterfield Drive in Nixa. \$77,000 Statewide Transportation Alternatives funds. Reason: * The project was added to provide ADA improvements.	\$143	No
Christian	JJ	8S3076	2018	Pavement and safety improvements on Rte. JJ from Rte. 14 to Rte. 125 and on Rte. AA from Rte. 160 to end of route. Reason: * The project was added to improve pavement and safety.	\$807	No
Christian	K	7S3122	2018	Pavement and safety improvements from Rte. 14 to Rte. A in Stone County. Reason: * The project was added to improve pavement and safety.	\$963	No

**Projects Added to the 2016-2020 STIP in FY 2016 or in the 2017-2021
Highway and Bridge Construction Schedule**

RSMo 21.795.2(2)

(Dollars in Thousands)

County	Route	Job Number	Current SFY Award Date	Description of Improvement / Location	Estimate	'92 Plan
Christian	M	8S3075	2018	Pavement improvements from Rte. 14 to Butterfield Road in Nixa. Reason: * The project was added to improve the pavement.	\$288	No
Dade	160	7P2228C	2018	Bridge improvements over Stockton Lake. Project involves bridge A2931. Reason: * The project was added to improve the bridge condition.	\$1,301	No
Dade	NN	7S3154	2018	Bridge improvements over Kitts Coon Creek. Project involves bridge R0124. Reason: * The project was added to improve the bridge condition.	\$504	No
Dallas	32	7P3091	2017	Pavement and safety improvements from Rte. 65 to 0.6 mile west of Rte. H. Reason: * The project was added to improve pavement and safety.	\$511	No

**Projects Added to the 2016-2020 STIP in FY 2016 or in the 2017-2021
Highway and Bridge Construction Schedule**

RSMo 21.795.2(2)

(Dollars in Thousands)

County	Route	Job Number	Current SFY Award Date	Description of Improvement / Location	Estimate	'92 Plan
Greene	123	7S3134	2018	ADA Transition Plan improvements from 0.1 mile north of Jean Street to Monroe Street in Walnut Grove. \$227,000 Statewide Transportation Alternatives funds. Reason: * The project was added to provide ADA improvements.	\$430	No
Greene	13	8P3007D	2017	Pedestrian crossing safety improvements at Rte. 13 (Kansas Expressway) and Grand Street and at Rte. 160 (West Bypass) and Loop 44 (Chestnut Expressway). \$128,000 Statewide Transportation Alternatives funds. Reason: * The project was added to provide pedestrian crossing safety and ADA improvements.	\$457	No
Greene	13	8S3063	2017	Safety improvements on the southbound lanes north of Division Street in Springfield. Reason: * The project was added to address emerging safety needs.	\$59	No

**Projects Added to the 2016-2020 STIP in FY 2016 or in the 2017-2021
Highway and Bridge Construction Schedule**

RSMo 21.795.2(2)

(Dollars in Thousands)

County	Route	Job Number	Current SFY Award Date	Description of Improvement / Location	Estimate	'92 Plan
Greene	160	8P0601B	2021	Roadway improvements from 0.3 mile west of County Road 94 to 0.4 mile west of I-44. Reason: * The project was added to improve roadway and traffic flow.	\$8,181	Yes
Greene	160	8P3051B	2018	Pavement improvements on various sections from Rte. 60 (James River Freeway) to north of Plainview Road. Reason: * The project was added to improve the pavement.	\$385	No
Greene	160	8P3051C	2019	Pavement improvements from north of Plainview Road to 0.4 mile north of Finley Creek. Reason: * The project was added to improve the pavement.	\$4,682	No
Greene	360	8P3102	2017	Pavement and operational improvements on ramps at various locations on Rte. 60 (James River Freeway) from 0.2 mile west of Rte. MM to Rte. 65. Reason: * The project was added to improve pavement and freeway operations.	\$4,192	No

**Projects Added to the 2016-2020 STIP in FY 2016 or in the 2017-2021
Highway and Bridge Construction Schedule**

RSMo 21.795.2(2)

(Dollars in Thousands)

County	Route	Job Number	Current SFY Award Date	Description of Improvement / Location	Estimate	'92 Plan
Greene	44	0I3003O	2017	Job Order Contracting for pavement repair in the Ozarks Transportation Organization area. Reason: * The project was added due to splitting projects. Split from project 0I3003.	\$214	No
Greene	44	8I3055	2017	Safety improvements on freeway ramps from Rte. 160 (West Bypass) to Rte. H/Loop 44 (Glenstone Avenue). Reason: * The project was added to address emerging safety needs.	\$2,166	No
Greene	44	8P3050B	2020	Pavement improvements on Glenstone Avenue from I-44 to BNSF Railway. Reason: * The project was added due to splitting projects. Split from project 8P3050.	\$730	No
Greene	44	8S3060	2017	Pavement improvements on Chestnut Expressway from Lullwood Street to College Street and from Rte. 13 (Kansas Expressway) to 0.1 mile east of Delaware Avenue in Springfield. Reason: * The project was added to improve the pavement.	\$1,833	No

**Projects Added to the 2016-2020 STIP in FY 2016 or in the 2017-2021
Highway and Bridge Construction Schedule**

RSMo 21.795.2(2)

(Dollars in Thousands)

County	Route	Job Number	Current SFY Award Date	Description of Improvement / Location	Estimate	'92 Plan
Greene	44	8S3061	2018	Pavement improvements on disconnected sections of Glenstone Avenue from I-44 to Lombard Street in Springfield. Reason: * The project was added to improve the pavement.	\$3,265	No
Greene	44	8S3062	2017	Safety improvements on the westbound lanes east of College Road in Springfield. Reason: * The project was added to address emerging safety needs.	\$66	No
Greene	60	8P3049B	2017	Pavement improvements on disconnected sections from Rte. 13 (Kansas Expressway) to 0.7 mile west of Rte. 65 in Springfield. Reason: * The project was added to improve the pavement.	\$529	No
Greene	60	8P3056	2017	Safety improvements at various intersections on Rtes. 413/60 from Rte. 174 in Republic to 0.5 mile west of Rte. 160 (West Bypass) in Springfield. \$815,000 Open Container Funds. Reason: * The project was added to improve intersections and safety.	\$3,648	No

**Projects Added to the 2016-2020 STIP in FY 2016 or in the 2017-2021
Highway and Bridge Construction Schedule**

RSMo 21.795.2(2)

(Dollars in Thousands)

County	Route	Job Number	Current SFY Award Date	Description of Improvement / Location	Estimate	'92 Plan
Greene	60	8P3094	2017	Guardrail improvements on James River Freeway from 0.3 mile south of I-44 to Rte. 65. Reason: * The project was added to address emerging maintenance needs.	\$1,674	No
Greene	65	8P2196B	2016	Utility relocations and access improvements for railroad crossing grade separation at Chestnut Expressway and BNSF Railway 0.2 mile west of Rte. 65. \$1,392,401 Cost Share, \$714,589 Springfield STP-U, \$400,000 Greene Co. STP-U. Reason: * The project was added due to splitting projects. Split from project 8P2196.	\$2,617	No
Greene	65	8P3079	2017	Guardrail improvements from Rte. 744 (Kearney Street) to 0.3 mile north of Rte. D (Sunshine Street). Reason: * The project was added to address emerging maintenance needs.	\$476	No

**Projects Added to the 2016-2020 STIP in FY 2016 or in the 2017-2021
Highway and Bridge Construction Schedule**

RSMo 21.795.2(2)

(Dollars in Thousands)

County	Route	Job Number	Current SFY Award Date	Description of Improvement / Location	Estimate	'92 Plan
Greene	65	8P3079B	2019	Guardrail improvements from 0.1 mile north of Valley Water Mill Road to Rte. 744 (Kearney Street) and from 0.3 mile north of Rte. D (Sunshine Street) to Rte. 60. Reason: * The project was added due to splitting projects. Split from project 8P3079.	\$546	No
Greene	65	8P3080	2019	Pavement improvements from 0.1 mile north of Valley Water Mill Road to Rte. 744 (Kearney Street) and from 0.5 mile south of Rte. D (Sunshine Street) to Rte. 60 (James River Freeway). Reason: * The project was added to improve the pavement.	\$9,948	No
Greene	65	8P3081	2017	Pavement improvements from Bus. 65 (Chestnut Expressway) to south of Bennett Street. Reason: * The project was added to improve the pavement.	\$4,839	No

**Projects Added to the 2016-2020 STIP in FY 2016 or in the 2017-2021
Highway and Bridge Construction Schedule**

RSMo 21.795.2(2)

(Dollars in Thousands)

County	Route	Job Number	Current SFY Award Date	Description of Improvement / Location	Estimate	'92 Plan
Greene	65	8S3078	2019	ADA Transition Plan improvements on Eastgate Ave from Rte. YY (Division St) to Sunshine St and on Rte. YY from Cooper Blvd to Farm Rd 185 in Springfield and on Rte. Z from 0.1 mile n/o Long Dr to 0.1 mile s/o Willey St. in Willard. \$300,000 Statewide Trans. Alts. funds. Reason: * The project was added to provide ADA improvements.	\$589	No
Greene	65	8S3085	2019	Pavement and safety improvements on disconnected sections of Eastgate Avenue from Division Street to Sunshine Street. Reason: * The project was added to improve pavement and safety.	\$294	No
Greene	744	8P3007B	2017	ADA Transition Plan improvements on East Kearney Street from Loop 44 (Glenstone Avenue) to Rte. 65. \$212,000 Statewide Transportation Alternatives funds. Reason: * The project was added to provide ADA improvements.	\$694	No

**Projects Added to the 2016-2020 STIP in FY 2016 or in the 2017-2021
Highway and Bridge Construction Schedule**

RSMo 21.795.2(2)

(Dollars in Thousands)

County	Route	Job Number	Current SFY Award Date	Description of Improvement / Location	Estimate	'92 Plan
Greene	744	8P3007C	2017	ADA Transition Plan improvements on West Kearney Street from Rte. 160 (West Bypass) to Rte. 13 (Kansas Expressway). \$155,000 Statewide Transportation Alternatives funds. Reason: * The project was added to provide ADA improvements.	\$275	No
Greene	744	8P3050C	2020	Pavement improvements on Kearney Street from Rte. 13 (Kansas Expressway) to Loop 44 (Glenstone Avenue). Reason: * The project was added due to splitting projects. Split from project 8P3050.	\$970	No
Greene	AB	8S3059	2017	Pavement and safety improvements from Rte. 160 to Rte. 266. Reason: * The project was added to improve pavement and safety.	\$915	No
Greene	EE	8S3058	2017	Pavement and safety improvements from Rte. AB to Rte. 160. Reason: * The project was added to improve pavement and safety.	\$1,122	No

**Projects Added to the 2016-2020 STIP in FY 2016 or in the 2017-2021
Highway and Bridge Construction Schedule**

RSMo 21.795.2(2)

(Dollars in Thousands)

County	Route	Job Number	Current SFY Award Date	Description of Improvement / Location	Estimate	'92 Plan
Greene	F	7S3137	2019	ADA Transition Plan improvements from Rte. 160 to Murray Street in Ash Grove. \$345,000 Statewide Transportation Alternatives funds. Reason: * The project was added to provide ADA improvements.	\$622	No
Greene	H	8S0556	2017	Bridge improvements over South Dry Sac Creek. Project involves bridge H0493. Reason: * The project was added to improve the bridge condition.	\$1,007	Yes
Greene	H	8S3090	2017	Chip seal pavement improvements from Rte. WW to Farm Road 100. \$90,000 District Operations budget. Reason: * The project was added to provide preventive maintenance and to extend life of the pavement.	\$95	No
Greene	H	8S3092	2019	Pavement improvements from Rte. WW to Rte. KK. Reason: * The project was added to improve the pavement.	\$205	No

**Projects Added to the 2016-2020 STIP in FY 2016 or in the 2017-2021
Highway and Bridge Construction Schedule**

RSMo 21.795.2(2)

(Dollars in Thousands)

County	Route	Job Number	Current SFY Award Date	Description of Improvement / Location	Estimate	'92 Plan
Greene	MM	8S3084	2019	Pavement and safety improvements from Carnahan Street to 0.2 mile south of Farm Road 156. Reason: * The project was added to improve pavement and safety.	\$194	No
Greene	TT	7S3168	2019	Bridge improvements over Pickerel River. Project involves bridge N0128. Reason: * The project was added to improve the bridge condition.	\$1,001	Yes
Greene	YY	8S3082	2019	Pavement and safety improvements from 0.2 mile east of Rte. 65 to Rte. 125. Reason: * The project was added to improve pavement and safety.	\$794	No
Greene	Z	7S3141	2019	Pavement and safety improvements on Rte. Z from the beginning of route to Farm Road 60 and on Rte. F from Rte. 160 to Rte. 266. Reason: * The project was added to improve pavement and safety.	\$1,817	No

**Projects Added to the 2016-2020 STIP in FY 2016 or in the 2017-2021
Highway and Bridge Construction Schedule**

RSMo 21.795.2(2)

(Dollars in Thousands)

County	Route	Job Number	Current SFY Award Date	Description of Improvement / Location	Estimate	'92 Plan
Greene	Z	8S3083	2019	Pavement and safety improvements from Farm Road 60 to Rte. 160. Reason: * The project was added to improve pavement and safety.	\$327	No
Henry	18	7P2193J	2017	ADA Transition Plan improvements on disconnected sections from Montgomery Street to Bus. 13 (2nd Street) in Clinton. \$270,000 Statewide Transportation Alternatives funds. Reason: * The project was added to provide ADA improvements.	\$537	No
Henry	18	7S3096	2017	Pavement improvements on disconnected sections from Montgomery Street to 0.1 mile west of Bus. 13 (2nd Street) in Clinton. Reason: * The project was added to improve the pavement.	\$138	No

**Projects Added to the 2016-2020 STIP in FY 2016 or in the 2017-2021
Highway and Bridge Construction Schedule**

RSMo 21.795.2(2)

(Dollars in Thousands)

County	Route	Job Number	Current SFY Award Date	Description of Improvement / Location	Estimate	'92 Plan
Henry	52	7P2229D	2017	Preventive maintenance on bridges in Henry, Polk and St. Clair counties. Project involves bridges A3697, A3812, A3913, P0921, and N0646. Reason: * The project was added to provide preventive bridge maintenance and to extend the life of bridges.	\$942	No
Henry	52	7P3114	2017	Pavement and safety improvements from Rte. 7 in Clinton to Rte. B east of Windsor. Reason: * The project was added to improve pavement and safety.	\$3,583	No
Henry	52	7P3115	2017	ADA Transition Plan improvements from Church Street to East Street in Calhoun and from Indiana Street to Center Street in Windsor. \$81,000 Statewide Transportation Alternatives funds. Reason: * The project was added to provide ADA improvements.	\$395	No
Henry	V	7S3135	2018	Bridge improvements over Tebo Creek. Project involves bridge N0522. Reason: * The project was added to improve the bridge condition.	\$989	Yes

**Projects Added to the 2016-2020 STIP in FY 2016 or in the 2017-2021
Highway and Bridge Construction Schedule**

RSMo 21.795.2(2)

(Dollars in Thousands)

County	Route	Job Number	Current SFY Award Date	Description of Improvement / Location	Estimate	'92 Plan
Jasper	171	7P2228E	2017	Bridge improvements over Center Creek. Project involves bridge K0903. Reason: * The project was added to improve the bridge condition.	\$3,638	No
Jasper	249	7P3078	2017	Repair slides from Rte. 171 in Carterville to Rte. VV (Zora Street) near Joplin. Reason: * The project was added to repair slides.	\$1,623	No
Jasper	249	7P3139	2019	Pavement improvements from Rte. 171 in Carterville to 20th Street in Joplin. Reason: * The project was added to improve the pavement.	\$1,488	No
Jasper	37	7P2193I	2017	ADA Transition Plan improvements from North 17th Street to Clarence Street in Sarcoxie. \$206,000 Statewide Transportation Alternatives funds. Reason: * The project was added to provide ADA improvements.	\$378	No

**Projects Added to the 2016-2020 STIP in FY 2016 or in the 2017-2021
Highway and Bridge Construction Schedule**

RSMo 21.795.2(2)

(Dollars in Thousands)

County	Route	Job Number	Current SFY Award Date	Description of Improvement / Location	Estimate	'92 Plan
Jasper	37	7P3093	2017	Pavement and safety improvements from Rte. 96 to south of Joplin Avenue in Sarcoxie. \$421,000 Open Container Funds. Reason: * The project was added to improve pavement and safety.	\$1,775	No
Jasper	37	7P3157	2019	Bridge improvements over Center Creek. Project involves bridge L0580. Reason: * The project was added to improve the bridge condition.	\$2,276	No
Jasper	43	7S2227D	2018	Pavement improvements on Hearnese Boulevard from north of Rte. FF (32nd. Street) to I-44. Reason: * The project was added to improve the pavement.	\$390	No
Jasper	49	7S3116	2018	Pavement improvements on Madison Avenue/Range Line Road from 10th Street in Webb City to 46th Street in Leawood. Reason: * The project was added to improve the pavement.	\$2,468	No

**Projects Added to the 2016-2020 STIP in FY 2016 or in the 2017-2021
Highway and Bridge Construction Schedule**

RSMo 21.795.2(2)

(Dollars in Thousands)

County	Route	Job Number	Current SFY Award Date	Description of Improvement / Location	Estimate	'92 Plan
Jasper	49	7S3164	2018	<p>ADA Transition Plan improvements at various locations from 10th Street in Webb City to 46th Street in Leawood. \$47,000 Statewide Transportation Alternatives funds.</p> <p>Reason: * The project was added to provide ADA improvements.</p>	\$72	No
Jasper	59	7P3127	2018	<p>Pavement and safety improvements on Rte. 59 from I-44 to Rte. 60, on Rte. V from I-49 to Rte. 59, and on Rte. J from Rte. 59 to Rte. 37. \$698,000 Open Container funds.</p> <p>Reason: * The project was added to improve pavement and safety.</p>	\$4,631	No
Jasper	66	7S3118	2018	<p>Pavement improvements from Loop 49 (Range Line Road) to Rte. 249.</p> <p>Reason: * The project was added to improve the pavement.</p>	\$614	No

**Projects Added to the 2016-2020 STIP in FY 2016 or in the 2017-2021
Highway and Bridge Construction Schedule**

RSMo 21.795.2(2)

(Dollars in Thousands)

County	Route	Job Number	Current SFY Award Date	Description of Improvement / Location	Estimate	'92 Plan
Jasper	66	7S3129	2018	Pavement improvements from 0.3 mile west of Rte. P to Rte. P and on the westbound lanes from the Kansas State line to Rte. P. Reason: * The project was added to improve the pavement.	\$783	No
Jasper	66	7S3136	2018	ADA Transition Plan improvements at Rte. P (Schifferdecker Avenue) in Joplin. Reason: * The project was added to provide ADA improvements.	\$91	No
Jasper	66	7S3156	2018	ADA Transition Plan improvements on East Seventh Street from east of Loop 49 (Range Line Road) to west of Rte. 249. Reason: * The project was added to provide ADA improvements.	\$241	No
Jasper	96	7P2228F	2017	Bridge improvements over BNSF and MNA railroads. Project involves bridge K0428. Reason: * The project was added to improve the bridge condition.	\$3,292	No

**Projects Added to the 2016-2020 STIP in FY 2016 or in the 2017-2021
Highway and Bridge Construction Schedule**

RSMo 21.795.2(2)

(Dollars in Thousands)

County	Route	Job Number	Current SFY Award Date	Description of Improvement / Location	Estimate	'92 Plan
Jasper	96	7P2228G	2017	Bridge improvements over Spring River Overflow. Project involves bridge L0409. Reason: * The project was added to improve the bridge condition.	\$2,679	No
Jasper	96	7S3095	2017	Pavement and safety improvements from Rte. 571 to Rte. YY in Lawrence County. Reason: * The project was added to improve pavement and safety.	\$2,829	No
Jasper	FF	7S3131	2019	Pavement improvements from Rte. 43 (Main Street) to I-49. Reason: * The project was added to improve the pavement.	\$1,507	No
Jasper	FF	7S3160	2018	ADA Transition Plan improvements at various locations from Rte. 43 (Main Street) to 0.2 mile west of I-49. \$941,000 Statewide Transportation Alternatives funds. Reason: * The project was added to provide ADA improvements.	\$1,323	No

**Projects Added to the 2016-2020 STIP in FY 2016 or in the 2017-2021
Highway and Bridge Construction Schedule**

RSMo 21.795.2(2)

(Dollars in Thousands)

County	Route	Job Number	Current SFY Award Date	Description of Improvement / Location	Estimate	'92 Plan
Jasper	HH	7S3055	2018	Pavement and safety improvements on Rte. HH from Rte. AA to Rte. 571 and on Rte. AA from Rte. HH to Rte. VV. Reason: * The project was added to improve pavement and safety.	\$1,155	No
Jasper	HH	7S3143	2018	ADA Transition Plan improvements on Rte. HH (Fir Road) at Rte. 571 (Grand Avenue) in Carthage and on Rte. P (Schifferdecker Avenue) from Perkins Street to Rte. 66 (7th Street) in Joplin. Reason: * The project was added to provide ADA improvements.	\$117	No
Jasper	P	7S3144	2018	Pavement and safety improvements on Rte. P from Rte. JJ to Rte. 66, on Rte. JJ from Rte. Z to Rte. P, on Rte. Z from Rte. YY to Rte. 171 and on Rte. YY from the Kansas State line to Rte. 171. Reason: * The project was added to improve pavement and safety.	\$2,284	No

**Projects Added to the 2016-2020 STIP in FY 2016 or in the 2017-2021
Highway and Bridge Construction Schedule**

RSMo 21.795.2(2)

(Dollars in Thousands)

County	Route	Job Number	Current SFY Award Date	Description of Improvement / Location	Estimate	'92 Plan
Jasper	TT	7S3162	2017	Pavement improvements on Newman Road from Loop 49 (Range Line Road) to 0.1 mile east of Duquesne Road. Reason: * The project was added to improve the pavement.	\$636	No
Jasper	TT	7S3163	2018	ADA Transition Plan improvements on Newman Road from Loop 49 (Range Line Road) to 0.1 mile east of Duquesne Road. \$42,000 Statewide Transportation Alternatives funds. Reason: * The project was added to provide ADA improvements.	\$79	No
Lawrence	60	7S3000	2017	Bridge improvements over BNSF Railway. Project involves bridge H0787. Reason: * The project was added to improve the bridge condition.	\$2,910	No
Lawrence	96	7P2228H	2017	Bridge improvements over Dry Fork Creek. Project involves bridge F0393. Reason: * The project was added to improve the bridge condition.	\$1,012	No

**Projects Added to the 2016-2020 STIP in FY 2016 or in the 2017-2021
Highway and Bridge Construction Schedule**

RSMo 21.795.2(2)

(Dollars in Thousands)

County	Route	Job Number	Current SFY Award Date	Description of Improvement / Location	Estimate	'92 Plan
Lawrence	96	7P2228I	2017	Bridge improvements over Stahl Creek. Project involves bridge F0395. Reason: * The project was added to improve the bridge condition.	\$1,030	No
Lawrence	97	7S0526	2017	Bridge improvement over Center Creek 3 miles south of I-44. Project involves bridge T0320. Reason: * The project was added to improve the bridge condition.	\$957	Yes
McDonald	49	0I3003Y	2017	Job Order Contracting for pavement repair from Rte. 59 to 0.7 mile south of Rte. H. Reason: * The project was added due to splitting projects. Split from project 0I3003.	\$64	No
McDonald	59	7P3100	2016	Slide repairs 1.7 miles south of Rte. EE near Ginger Blue. Reason: * The project was added to repair slides.	\$2,712	No
McDonald	76	7S3176	2017	Pavement and safety improvements from 1 mile east of I-49 to Rte. U. Reason: * The project was added to improve pavement and safety.	\$2,511	No

**Projects Added to the 2016-2020 STIP in FY 2016 or in the 2017-2021
Highway and Bridge Construction Schedule**

RSMo 21.795.2(2)

(Dollars in Thousands)

County	Route	Job Number	Current SFY Award Date	Description of Improvement / Location	Estimate	'92 Plan
McDonald	E	7S0534	2017	Bridge improvements over Big Sugar Creek. Project involves bridge T0929. Reason: * The project was added to improve the bridge condition.	\$2,311	Yes
McDonald	KK	7S3158	2019	Bridge improvements over Pine Creek. Project involves bridge R0251. Reason: * The project was added to improve the bridge condition.	\$984	No
McDonald	U	7S3159	2019	Bridge improvements over Star Hollow Creek. Project involves bridge N0897. Reason: * The project was added to improve the bridge condition.	\$758	No
Newton	43	7P2228K	2017	Bridge improvements over Roark Creek. Project involves bridge K0990. Reason: * The project was added to improve the bridge condition.	\$985	No
Newton	43	7S3177	2018	Pavement and safety improvements from I-44 to Rte. 60. Reason: * The project was added to improve pavement and safety.	\$2,452	No

**Projects Added to the 2016-2020 STIP in FY 2016 or in the 2017-2021
Highway and Bridge Construction Schedule**

RSMo 21.795.2(2)

(Dollars in Thousands)

County	Route	Job Number	Current SFY Award Date	Description of Improvement / Location	Estimate	'92 Plan
Newton	43	7S3179	2018	ADA Transition Plan improvements from Osage Street to Oneida Street in Seneca. Reason: * The project was added to provide ADA improvements.	\$29	No
Newton	44	0I3003N	2017	Job Order Contracting for pavement repair from the Oklahoma State line to Rte. 360 in Greene County. Reason: * The project was added due to splitting projects. Split from project 0I3003.	\$214	No
Newton	44	7I3084	2019	Pavement improvements from Loop 49 to 1.5 miles east of Rte. 37. Reason: * The project was added to improve the pavement.	\$10,121	No
Newton	44	7P2229B	2017	Preventive maintenance on bridges on I-44 and I-49 in Jasper, Lawrence, Newton and Vernon counties. Project involves bridges L0798, L0799, A0630, R0198 and A2817. Reason: * The project was added to provide preventive bridge maintenance and to extend the life of bridges.	\$1,763	No

**Projects Added to the 2016-2020 STIP in FY 2016 or in the 2017-2021
Highway and Bridge Construction Schedule**

RSMo 21.795.2(2)

(Dollars in Thousands)

County	Route	Job Number	Current SFY Award Date	Description of Improvement / Location	Estimate	'92 Plan
Newton	49	7S3117	2018	Pavement improvements from 46th Street in Leawood to I-49. Reason: * The project was added to improve the pavement.	\$1,133	No
Newton	60	7P3086	2016	Safety improvements at the intersection of Rte. 43. Reason: * The project was added to address emerging safety needs.	\$1,306	No
Newton	86	7S2227C	2018	Pavement improvements from 0.1 mile east of Kodiak Road to Neosho Boulevard (Bus. 60) and from College Street (Bus. 60) to Rte. 60. Reason: * The project was added to improve the pavement.	\$1,726	No
Newton	D	7S3138	2018	Pavement, safety and ADA Transition Plan improvements on Rte. D from Doniphan Drive to the Neosho city limits and on Rte. K from Rte. 43 to Rte. 86. Reason: * The project was added to provide roadway, safety and ADA improvements.	\$1,076	No

**Projects Added to the 2016-2020 STIP in FY 2016 or in the 2017-2021
Highway and Bridge Construction Schedule**

RSMo 21.795.2(2)

(Dollars in Thousands)

County	Route	Job Number	Current SFY Award Date	Description of Improvement / Location	Estimate	'92 Plan
Newton	J	7S3147	2018	ADA Transition Plan improvements from Rte. 59 to Lucas Street in Diamond. Reason: * The project was added to provide ADA improvements.	\$53	No
Polk	123	7S3125	2018	Pavement and safety improvements from Rte. 215 south junction to Rte. 160. \$484,000 Open Container funds. Reason: * The project was added to improve pavement and safety.	\$1,656	No
Polk	H	7S3181	2019	Pavement improvements from Rte. 32 to Rte. WW. Reason: * The project was added to improve the pavement.	\$1,950	No
Polk	H	7S3184	2019	ADA Transition Plan improvements on Main Street in Pleasant Hope. Reason: * The project was added to provide ADA improvements.	\$45	No

**Projects Added to the 2016-2020 STIP in FY 2016 or in the 2017-2021
Highway and Bridge Construction Schedule**

RSMo 21.795.2(2)

(Dollars in Thousands)

County	Route	Job Number	Current SFY Award Date	Description of Improvement / Location	Estimate	'92 Plan
Polk	PP	7S3169	2019	Bridge improvements over Pomme de Terre River. Project involves bridge R0207. Reason: * The project was added to improve the bridge condition.	\$1,195	No
Polk	T	7S3126	2018	Pavement and safety improvements from Rte. 123 to Rte. 13. \$456,000 Open Container funds. Reason: * The project was added to improve pavement and safety.	\$1,358	No
St. Clair	A	7S3183	2019	Pavement and safety improvements from Rte. 52 to Rte. 13. Reason: * The project was added to improve pavement and safety.	\$2,036	No
St. Clair	WW	7S3180	2019	Pavement and safety improvements from Bus. 13 to Rte. V. Reason: * The project was added to improve pavement and safety.	\$605	No

**Projects Added to the 2016-2020 STIP in FY 2016 or in the 2017-2021
Highway and Bridge Construction Schedule**

RSMo 21.795.2(2)

(Dollars in Thousands)

County	Route	Job Number	Current SFY Award Date	Description of Improvement / Location	Estimate	'92 Plan
St. Clair	WW	7S3182	2019	ADA Transition Plan improvements on Rte. WW (Locust, Second and Chestnut Streets) in Osceola. \$268,000 Statewide Transportation Alternatives funds. Reason: * The project was added to provide ADA improvements.	\$466	No
Stone	76	7P2228B	2019	Bridge improvements over Table Rock Lake. Project involves bridge A0588. Reason: * The project was added to improve the bridge condition.	\$2,386	No
Stone	76	7P3098	2017	Safety improvements on curves near Deerfoot trail east of Cape Fair. Reason: * The project was added to address emerging safety needs.	\$100	No
Stone	V	7S3151	2018	Bridge improvements over Goff Creek. Project involves bridge T0979. Reason: * The project was added to improve the bridge condition.	\$1,022	No

**Projects Added to the 2016-2020 STIP in FY 2016 or in the 2017-2021
Highway and Bridge Construction Schedule**

RSMo 21.795.2(2)

(Dollars in Thousands)

County	Route	Job Number	Current SFY Award Date	Description of Improvement / Location	Estimate	'92 Plan
Taney	160	7P3161	2017	Safety improvements near Silver Creek Road and at Rte. H. Reason: * The project was added to address emerging safety needs.	\$241	No
Taney	176	7P3142	2019	Pavement and safety improvements on Rte. 176 from Rte. 160 west junction to Rte. 160 east junction and on Rte. EE from Rte. 176 west junction to Rte. 176 east junction. Reason: * The project was added to improve pavement and safety.	\$768	No
Taney	176	7S3152	2019	ADA Transition Plan improvements from Fernvale Avenue to 0.1 mile east of Laughing Lane in Rockaway Beach. \$122,000 Statewide Transportation Alternatives funds. Reason: * The project was added to provide ADA improvements.	\$224	No
Taney	248	7S3090	2017	Pavement improvements from north of Shepherd of the Hills Expressway to Rte. 65 in Branson. Reason: * The project was added to improve the pavement.	\$783	No

**Projects Added to the 2016-2020 STIP in FY 2016 or in the 2017-2021
Highway and Bridge Construction Schedule**

RSMo 21.795.2(2)

(Dollars in Thousands)

County	Route	Job Number	Current SFY Award Date	Description of Improvement / Location	Estimate	'92 Plan
Taney	465	7P3119	2017	Pavement improvements on the Ozark Mountain Highroad from 0.2 mile west of Rte. 65 to Rte. 76. Reason: * The project was added to improve the pavement.	\$3,619	No
Taney	65	7S3102	2017	Pavement improvements from south of the Lake Taneycomo bridge to 0.2 mile east of Rte. 65. Project involves bridges J0710 and J0774. Reason: * The project was added to improve pavement and bridges.	\$387	No
Taney	65	7S3106	2017	ADA Transition Plan improvements from Rte. BB to 0.1 mile south of St. James Street in Hollister. Project involves bridge J0774. \$324,000 Statewide Transportation Alternatives funds. Reason: * The project was added due to splitting projects. Split from projects 0S3017H, 7P3081 and 8S2459C.	\$521	No

**Projects Added to the 2016-2020 STIP in FY 2016 or in the 2017-2021
Highway and Bridge Construction Schedule**

RSMo 21.795.2(2)

(Dollars in Thousands)

County	Route	Job Number	Current SFY Award Date	Description of Improvement / Location	Estimate	'92 Plan
Taney	76	7P2193F	2017	ADA Transition Plan improvements from west of 6th Street to west of Lake Taneycomo in Branson. \$422,000 Statewide Transportation Alternatives funds. Reason: * The project was added to provide ADA improvements.	\$809	No
Taney	76	7S3087	2017	Bridge improvements over Kentucky Creek. Project involves bridge X0331. Reason: * The project was added to improve the bridge condition.	\$1,644	No
Taney	76	7S3087B	2017	Bridge improvements over Beaver Creek. Project involves bridge X0355. Reason: * The project was added to improve the bridge condition.	\$2,097	No
Taney	76	7S3087C	2017	Bridge improvements over Caney Creek. Project involves bridge X0354. Reason: * The project was added to improve the bridge condition.	\$1,581	No

**Projects Added to the 2016-2020 STIP in FY 2016 or in the 2017-2021
Highway and Bridge Construction Schedule**

RSMo 21.795.2(2)

(Dollars in Thousands)

County	Route	Job Number	Current SFY Award Date	Description of Improvement / Location	Estimate	'92 Plan
Taney	76	7S3094	2017	Pavement and safety improvements from east of Rte. 65 in Branson to Bull Shoals Lake. \$597,000 Open Container Funds. Reason: * The project was added to improve pavement and safety.	\$2,080	No
Taney	T	7S3124	2018	Pavement and safety improvements on Rte. T from Rte. 76 to end of route, on Rte. O from Rte. 160 to end of route and on Rte. Y from Rte. 160 to end of route. Reason: * The project was added to improve pavement and safety.	\$2,013	No
Various	Various	0P3020H	2020	Safety projects at various locations in the rural Southwest District. \$1,615,000 from Statewide Open Container funds. Reason: * The project was added to address emerging safety needs at various locations.	\$1,615	No

**Projects Added to the 2016-2020 STIP in FY 2016 or in the 2017-2021
Highway and Bridge Construction Schedule**

RSMo 21.795.2(2)

(Dollars in Thousands)

County	Route	Job Number	Current SFY Award Date	Description of Improvement / Location	Estimate	'92 Plan
Various	Various	0P3020I	2020	Safety projects at various locations in the urban Southwest District. \$835,000 from Statewide Open Container funds. Reason: * The project was added to address emerging safety needs at various locations.	\$835	No
Various	Various	0P3021H	2021	Safety projects at various locations in the rural Southwest District. \$1,615,000 from Statewide Open Container funds. Reason: * The project was added to address emerging safety needs at various locations.	\$1,615	No
Various	Various	0P3021I	2021	Safety projects at various locations in the urban Southwest District. \$835,000 from Statewide Open Container funds. Reason: * The project was added to address emerging safety needs at various locations.	\$835	No

**Projects Added to the 2016-2020 STIP in FY 2016 or in the 2017-2021
Highway and Bridge Construction Schedule**

RSMo 21.795.2(2)

(Dollars in Thousands)

County	Route	Job Number	Current SFY Award Date	Description of Improvement / Location	Estimate	'92 Plan
Various	Various	0S3020H	2020	ADA Transition Plan improvements at various locations in the rural Southwest District. \$1,323,000 from Statewide Transportation Alternatives funds. Reason: * The project was added to provide ADA improvements at various locations.	\$1,323	No
Various	Various	0S3020I	2020	ADA Transition Plan improvements at various locations in the urban Southwest District. \$307,000 from Statewide Transportation Alternatives funds. Reason: * The project was added to provide ADA improvements at various locations.	\$307	No
Various	Various	0S3021H	2021	ADA Transition Plan improvements at various locations in the rural Southwest District. \$1,323,000 from Statewide Transportation Alternatives funds. Reason: * The project was added to provide ADA improvements at various locations.	\$1,323	No

**Projects Added to the 2016-2020 STIP in FY 2016 or in the 2017-2021
Highway and Bridge Construction Schedule**

RSMo 21.795.2(2)

(Dollars in Thousands)

County	Route	Job Number	Current SFY Award Date	Description of Improvement / Location	Estimate	'92 Plan
Various	Various	0530211	2021	<p>ADA Transition Plan improvements at various locations in the urban Southwest District. \$307,000 from Statewide Transportation Alternatives funds.</p> <p>Reason: * The project was added to provide ADA improvements at various locations.</p>	\$307	No
Various	Various	713109	2018	<p>On-call work zone enforcement at various locations in the rural Southwest District.</p> <p>Reason: * The project was added to provide for safer work zones in the Southwest District.</p>	\$34	No
Various	Various	713110	2019	<p>On-call work zone enforcement at various locations in the rural Southwest District.</p> <p>Reason: * The project was added to provide for safer work zones in the Southwest District.</p>	\$29	No

**Projects Added to the 2016-2020 STIP in FY 2016 or in the 2017-2021
Highway and Bridge Construction Schedule**

RSMo 21.795.2(2)

(Dollars in Thousands)

County	Route	Job Number	Current SFY Award Date	Description of Improvement / Location	Estimate	'92 Plan
Various	Various	7P3166	2017	Chip seal pavement improvements on various routes in the rural Southwest District. \$1,802,000 District Operations budget. Reason: * The project was added to provide preventive maintenance and to extend life of the pavement on various routes.	\$1,903	No
Various	Various	7P3167	2017	Chip seal pavement improvements on various routes in the rural Southwest District. \$1,756,000 District Operations budget. Reason: * The project was added to provide preventive maintenance and to extend life of the pavement on various routes.	\$1,854	No
Various	Various	7P3175	2018	Safety improvements at various expressway intersections in the rural Southwest District. Reason: * The project was added to address emerging safety needs at various locations.	\$5,769	No

**Projects Added to the 2016-2020 STIP in FY 2016 or in the 2017-2021
Highway and Bridge Construction Schedule**

RSMo 21.795.2(2)

(Dollars in Thousands)

County	Route	Job Number	Current SFY Award Date	Description of Improvement / Location	Estimate	'92 Plan
Various	Various	7P3187	2018	Intersection improvements at various locations in the rural Southwest District. Reason: * The project was added to improve intersections at various locations.	\$5,844	No
Various	Various	7P3188	2021	Pavement improvements on various major routes in the rural Southwest District. Reason: * The project was added to improve various pavements.	\$10,838	No
Various	Various	7P3190	2021	Bridge improvements on various routes in the rural Southwest District. Reason: * The project was added to repair various bridges.	\$11,460	No
Various	Various	7P3191	2020	Bridge improvements on various routes in the rural Southwest District. Reason: * The project was added to repair various bridges.	\$5,732	No
Various	Various	7P3193	2020	Pavement improvements on major routes in the rural Southwest District. Reason: * The project was added to improve various pavements.	\$7,650	No

**Projects Added to the 2016-2020 STIP in FY 2016 or in the 2017-2021
Highway and Bridge Construction Schedule**

RSMo 21.795.2(2)

(Dollars in Thousands)

County	Route	Job Number	Current SFY Award Date	Description of Improvement / Location	Estimate	'92 Plan
Various	Various	7Q3112	2018	Operations and management of Ozarks Traffic ITS in the rural Southwest District. Reason: * The project was added to improve traffic flow on various routes.	\$18	No
Various	Various	7Q3113	2019	Operations and management of Ozarks Traffic ITS in the rural Southwest District. Reason: * The project was added to improve traffic flow on various routes.	\$19	No
Various	Various	7S3085	2016	Seal coat pavement improvements on various supplementary routes throughout the rural Southwest District. \$1,494,000 District Operations funds. Reason: * The project was added to improve the pavement at various locations.	\$1,582	No
Various	Various	7S3088	2016	Seal coat pavement improvements on various supplementary routes in the Southwest District. \$2,306,000 District Operations funds. Reason: * The project was added to provide preventive maintenance and to extend life of the pavement on various routes.	\$2,445	No

**Projects Added to the 2016-2020 STIP in FY 2016 or in the 2017-2021
Highway and Bridge Construction Schedule**

RSMo 21.795.2(2)

(Dollars in Thousands)

County	Route	Job Number	Current SFY Award Date	Description of Improvement / Location	Estimate	'92 Plan
Various	Various	7S3189	2021	Pavement improvements on various minor routes in the rural Southwest District. Reason: * The project was added to improve various pavements.	\$5,419	No
Various	Various	8I3070	2018	On-call work zone enforcement at various locations in the urban Southwest District. Reason: * The project was added to provide for safer work zones in the Southwest District.	\$40	No
Various	Various	8I3071	2019	On-call work zone enforcement at various locations in the urban Southwest District. Reason: * The project was added to provide for safer work zones in the Southwest District.	\$48	No
Various	Various	8P3087	2020	Intersection improvements at various locations in the urban Southwest District. Reason: * The project was added to improve intersections at various locations.	\$5,801	No

**Projects Added to the 2016-2020 STIP in FY 2016 or in the 2017-2021
Highway and Bridge Construction Schedule**

RSMo 21.795.2(2)

(Dollars in Thousands)

County	Route	Job Number	Current SFY Award Date	Description of Improvement / Location	Estimate	'92 Plan
Various	Various	8P3088	2018	Intersection improvements at various locations in the urban Southwest District. Reason: * The project was added to improve intersections at various locations.	\$5,801	No
Various	Various	8P3089	2020	Pavement improvements on major routes in the urban Southwest District. Reason: * The project was added to improve various pavements.	\$8,670	No
Various	Various	8P3091	2018	Safety improvements at various expressway intersections in the urban Southwest District. \$860,000 Open Container funds. Reason: * The project was added to improve intersections and safety at various locations.	\$5,769	No
Various	Various	8P3097	2021	Pavement improvements on major routes in the urban Southwest District. Reason: * The project was added to improve various pavements.	\$5,419	No

**Projects Added to the 2016-2020 STIP in FY 2016 or in the 2017-2021
Highway and Bridge Construction Schedule**

RSMo 21.795.2(2)

(Dollars in Thousands)

County	Route	Job Number	Current SFY Award Date	Description of Improvement / Location	Estimate	'92 Plan
Various	Various	8P3100	2017	Intersection improvements to off-set left turns at various intersections in the urban Southwest District. Reason: * The project was added to improve intersections and safety at various locations.	\$2,025	No
Various	Various	8Q3072	2018	Operations and management of Ozarks Traffic ITS in the urban Southwest District. Reason: * The project was added to improve traffic flow on various routes.	\$295	No
Various	Various	8Q3073	2019	Operations and management of Ozarks Traffic ITS in the urban Southwest District. Reason: * The project was added to improve traffic flow on various routes.	\$296	No
Vernon	49	0I3003X	2017	Job Order Contracting for pavement repair from Rte. 54 in Vernon County to I-44 in Jasper County. Reason: * The project was added due to splitting projects. Split from project 0I3003.	\$161	No

**Projects Added to the 2016-2020 STIP in FY 2016 or in the 2017-2021
Highway and Bridge Construction Schedule**

RSMo 21.795.2(2)

(Dollars in Thousands)

County	Route	Job Number	Current SFY Award Date	Description of Improvement / Location	Estimate	'92 Plan
Vernon	54	7P3092	2017	Pavement improvements east of Rte. AA. Reason: * The project was added to improve the pavement.	\$376	No
Vernon	54	7P3132	2019	Pavement improvements on Rte. 54 from Webster Street to I-49 and on Loop 49 through Nevada. Reason: * The project was added to improve the pavement.	\$1,787	No
Vernon	54	7P3165	2019	ADA Transition Plan improvements at various locations from Webster Street to Woodland Street in Nevada. \$555,000 Statewide Transportation Alternatives funds. Reason: * The project was added to provide ADA improvements.	\$803	No

**Projects Added to the 2016-2020 STIP in FY 2016 or in the 2017-2021
Highway and Bridge Construction Schedule**

RSMo 21.795.2(2)

(Dollars in Thousands)

County	Route	Job Number	Current SFY Award Date	Description of Improvement / Location	Estimate	'92 Plan
Vernon	B	7P2229C	2017	Preventive maintenance on bridges in Barton, Dade, Jasper and Vernon counties. Project involves bridges L0307, R0016, T0777, N0392, N0741, R0613 and R0043. Reason: * The project was added to provide preventive bridge maintenance and to extend the life of bridges.	\$1,072	No
Vernon	K	7P2228M	2017	Bridge improvements over the West Fork of Clear Creek. Project involves bridge N0772. Reason: * The project was added to improve the bridge condition.	\$1,194	Yes
Vernon	N	7S0548	2018	Bridge improvements over fork of Little Drywood Creek 2.3 miles west of Rte. 71. Project involves bridge R0288. Reason: * The project was added to improve the bridge condition.	\$1,010	No
Webster	44	0I3003P	2017	Job Order Contracting for pavement repair in Webster County. Reason: * The project was added due to splitting projects. Split from project 0I3003.	\$107	No

**Projects Added to the 2016-2020 STIP in FY 2016 or in the 2017-2021
Highway and Bridge Construction Schedule**

RSMo 21.795.2(2)

(Dollars in Thousands)

County	Route	Job Number	Current SFY Award Date	Description of Improvement / Location	Estimate	'92 Plan
Webster	44	713099	2017	Safety improvements on the eastbound lanes at Rte. B. Reason: * The project was added to address emerging safety needs.	\$533	No
Webster	BB	7P2228J	2017	Bridge improvements over Finley Creek. Project involves bridge Y0772. Reason: * The project was added to improve the bridge condition.	\$891	Yes
Webster	OO	7S3146	2019	Pavement and safety improvements on Rte. OO from Rte. B to Rte. 38, on Rte. C from Rte. 38 to Rte. 60 and on Rte. BB from Rte. K to Rte. 14 in Douglas County. \$368,000 Open Container funds. Reason: * The project was added to improve pavement and safety.	\$3,679	No
Webster	VV	7S3121	2018	Pavement and safety improvements from Rte. 60 to Rte. U. Reason: * The project was added to improve pavement and safety.	\$386	No

**Projects Added to the 2016-2020 STIP in FY 2016 or in the 2017-2021
Highway and Bridge Construction Schedule**

RSMo 21.795.2(2)

(Dollars in Thousands)

County	Route	Job Number	Current SFY Award Date	Description of Improvement / Location	Estimate	'92 Plan
Bollinger	51	9S3298	2020	Bridge improvements over Castor River. Project involves bridge J0103. Reason: * The project was added to improve the bridge condition.	\$2,344	Yes
Bollinger	91	9P3177	2017	Pavement improvements from Rte. 51 to Rte. C in Advance. \$348,000 District Operating Budget. Reason: * The project was added to improve the pavement.	\$382	No
Bollinger	B	9S3189	2017	Pavement improvements from Rte. M to Rte. 34. Reason: * The project was added to improve the pavement.	\$548	No
Bollinger	CC	9S3151	2017	Bridge improvements over Hurricane Creek. Project involves bridge N0851. Reason: * The project was added to improve the bridge condition.	\$1,085	Yes
Bollinger	FF	9S3285	2019	Bridge improvements over Cane Creek. Project involves bridge N0066. Reason: * The project was added to improve the bridge condition.	\$551	No

**Projects Added to the 2016-2020 STIP in FY 2016 or in the 2017-2021
Highway and Bridge Construction Schedule**

RSMo 21.795.2(2)

(Dollars in Thousands)

County	Route	Job Number	Current SFY Award Date	Description of Improvement / Location	Estimate	'92 Plan
Bollinger	N	9S3172	2017	Pavement improvements from Rte. 51 to Rte. 25. \$1,044,000 District Operating Budget. Reason: * The project was added to improve the pavement.	\$1,126	No
Bollinger	ZZ	9S3284	2018	Bridge improvements over Little Crooked Creek. Project involves bridge N0988. Reason: * The project was added to improve the bridge condition.	\$905	No
Butler	158	9S3144	2017	Bridge improvements over Cane Creek. Project involves bridge T0169. Reason: * The project was added to improve the bridge condition.	\$1,147	Yes
Butler	B	9S3249	2017	Pavement improvements and installation of rumble stripes from Bus. 60 to Rte. 51. Reason: * The project was added to improve pavement and safety.	\$1,870	No

**Projects Added to the 2016-2020 STIP in FY 2016 or in the 2017-2021
Highway and Bridge Construction Schedule**

RSMo 21.795.2(2)

(Dollars in Thousands)

County	Route	Job Number	Current SFY Award Date	Description of Improvement / Location	Estimate	'92 Plan
Cape Girardeau	34	9P3102	2016	Repair of stay cable anchors at Emerson Bridge over Mississippi River in Cape Girardeau. Project involves bridge A5076. \$750,000 IDOT funds. Reason: * The project was added to improve the bridge condition. Project was previously programmed in SFY 2015.	\$1,693	No
Cape Girardeau	34	9P3121B	2019	Pavement improvements from Rte. 72 to Rte. 34/25/61 intersection in Jackson. Reason: * The project was added due to splitting projects. Split from project 9P3121.	\$1,439	No
Cape Girardeau	55	9I3125	2019	Bridge improvements over Rte. 61. Project involves bridges A0338 northbound and southbound. Reason: * The project was added to improve bridges.	\$3,800	No
Cape Girardeau	55	9I3168	2016	Bridge repairs over Rte. 74. Project involves bridge L0279. Reason: * The project was added to repair damaged bridge.	\$240	No

**Projects Added to the 2016-2020 STIP in FY 2016 or in the 2017-2021
Highway and Bridge Construction Schedule**

RSMo 21.795.2(2)

(Dollars in Thousands)

County	Route	Job Number	Current SFY Award Date	Description of Improvement / Location	Estimate	'92 Plan
Cape Girardeau	61	9P3133	2016	Pavement and intersection improvements from N. High Street to N. Hope Street in Jackson. Reason: * The project was added to improve the pavement and intersection.	\$878	No
Cape Girardeau	61	9P3187	2018	Pavement improvements from Rte. 25 to I-55 south of Cape Girardeau. Reason: * The project was added to improve the pavement.	\$6,399	No
Cape Girardeau	61	9S3135	2017	Bridge improvements over Poor Creek. Project involves bridge K0684. Reason: * The project was added to improve the bridge condition.	\$745	No
Cape Girardeau	74	9S3290	2018	Pavement improvements from Rte. 25 to I-55. Reason: * The project was added to improve the pavement.	\$867	No
Cape Girardeau	A	9S3299	2020	Bridge improvements over Whitewater River. Project involves bridge L0567. Reason: * The project was added to improve the bridge condition.	\$1,226	No

**Projects Added to the 2016-2020 STIP in FY 2016 or in the 2017-2021
Highway and Bridge Construction Schedule**

RSMo 21.795.2(2)

(Dollars in Thousands)

County	Route	Job Number	Current SFY Award Date	Description of Improvement / Location	Estimate	'92 Plan
Cape Girardeau	EE	9S3138	2017	Bridge improvements over Little River Drainage Ditch No. 15. Project involves bridge A0907. Reason: * The project was added to improve the bridge condition.	\$434	No
Cape Girardeau	K	9S3297	2018	Pavement improvements from Rte. 25 to Rte. 61. Reason: * The project was added to improve the pavement.	\$1,871	No
Cape Girardeau	KK	9S3216	2018	Bridge improvements over Little Apple Creek. Project involves bridge P0893. Reason: * The project was added to improve the bridge condition.	\$666	Yes
Cape Girardeau	KK	9S3292	2018	Pavement improvements from Rte. B to Rte. 61. Reason: * The project was added to improve the pavement.	\$814	No

**Projects Added to the 2016-2020 STIP in FY 2016 or in the 2017-2021
Highway and Bridge Construction Schedule**

RSMo 21.795.2(2)

(Dollars in Thousands)

County	Route	Job Number	Current SFY Award Date	Description of Improvement / Location	Estimate	'92 Plan
Cape Girardeau	NN	9S3286	2019	Bridge improvements over Drainage Ditch No. 8. Project involves bridge N0412. Reason: * The project was added to improve the bridge condition.	\$414	No
Cape Girardeau	V	9S3203	2018	Bridge improvements over Little Indian Creek. Project involves bridge N0781. Reason: * The project was added to improve the bridge condition.	\$1,002	No
Carter	60	9P3199	2019	Pavement improvements on eastbound lane from 0.4 miles west of Rte. Y to Fremont. Reason: * The project was added to improve the pavement.	\$190	No
Carter	60	9P3200	2019	Pavement improvements on eastbound lane from County Road 143 to 1 mile west of Rte. M. Reason: * The project was added to improve the pavement.	\$1,653	No

**Projects Added to the 2016-2020 STIP in FY 2016 or in the 2017-2021
Highway and Bridge Construction Schedule**

RSMo 21.795.2(2)

(Dollars in Thousands)

County	Route	Job Number	Current SFY Award Date	Description of Improvement / Location	Estimate	'92 Plan
Carter	A	9S3175	2017	Pavement improvements from Rte. 60 to Rte. 49. \$500,000 District Operating Budget. Reason: * The project was added to improve the pavement.	\$544	No
Carter	M	9S3082B	2016	Widen for paved shoulders and flatten curves from Rte. 60 to County Road M127. Reason: * The project was added due to splitting projects. Split from project 9S3082.	\$1,147	No
Dent	32	9P3170	2017	Pavement improvements from Rte. 72 to the Iron County line. \$793,000 District Operating Budget. Reason: * The project was added to improve the pavement.	\$857	No
Douglas	5	9P3118	2017	Bridge improvements over Bryant Creek. Project involves bridge A0275. Reason: * The project was added to improve the bridge condition.	\$1,007	No

**Projects Added to the 2016-2020 STIP in FY 2016 or in the 2017-2021
Highway and Bridge Construction Schedule**

RSMo 21.795.2(2)

(Dollars in Thousands)

County	Route	Job Number	Current SFY Award Date	Description of Improvement / Location	Estimate	'92 Plan
Douglas	T	9S3207	2018	Bridge improvements over Little Beaver Creek. Project involves bridge T0154. Reason: * The project was added to improve the bridge condition.	\$736	No
Douglas	ZZ	9S3205	2018	Bridge improvements over Fox Creek. Project involves bridge R0169. Reason: * The project was added to improve the bridge condition.	\$574	No
Douglas	ZZ	9S3206	2018	Bridge improvements over Fox Creek. Project involves bridge R0170. Reason: * The project was added to improve the bridge condition.	\$574	No
Dunklin	25	9P3154	2017	Pavement improvements from north of Rte. 153 to Rte. 412. Reason: * The project was added to improve the pavement.	\$2,559	No
Dunklin	25	9P3265	2018	Pavement improvements from Bus. 25 to County Road 212. Reason: * The project was added to improve the pavement.	\$1,200	No

**Projects Added to the 2016-2020 STIP in FY 2016 or in the 2017-2021
Highway and Bridge Construction Schedule**

RSMo 21.795.2(2)

(Dollars in Thousands)

County	Route	Job Number	Current SFY Award Date	Description of Improvement / Location	Estimate	'92 Plan
Dunklin	25	9S3266	2018	Pavement improvements from Rte. 25 to Taylor Street in Malden. Reason: * The project was added to improve the pavement.	\$605	No
Dunklin	C	9S3248	2018	Pavement improvements from Rte. P to Rte. N. Reason: * The project was added to improve the pavement.	\$221	No
Dunklin	E	9S3291	2018	Pavement improvements from Rte. 84 to Rte. 25. Reason: * The project was added to improve the pavement.	\$363	No
Dunklin	N	9S3221	2018	Bridge improvements over Honey Cypress Ditch. Project involves bridge F0963. Reason: * The project was added to improve the bridge condition.	\$481	Yes
Dunklin	O	9S3229	2018	Bridge improvements over Snipe Slough Ditch. Project involves bridge F0631. Reason: * The project was added to improve the bridge condition.	\$503	No

**Projects Added to the 2016-2020 STIP in FY 2016 or in the 2017-2021
Highway and Bridge Construction Schedule**

RSMo 21.795.2(2)

(Dollars in Thousands)

County	Route	Job Number	Current SFY Award Date	Description of Improvement / Location	Estimate	'92 Plan
Dunklin	O	9S3244	2018	Pavement improvements from Rte. 84 to Rte. 412. Reason: * The project was added to improve the pavement.	\$160	No
Dunklin	VV	9S3245	2018	Pavement improvements from Rte. O to Rte. 412. Reason: * The project was added to improve the pavement.	\$159	No
Dunklin	ZZ	9S3152	2017	Bridge improvements over Drainage Ditch No. 2. Project involves bridge N0567. Reason: * The project was added to improve the bridge condition.	\$380	No
Howell	160	9P3293	2018	Pavement improvements and addition of two foot shoulders from Rte. 101 to Rte. JJ. Reason: * The project was added to improve roadway and safety.	\$2,617	No

**Projects Added to the 2016-2020 STIP in FY 2016 or in the 2017-2021
Highway and Bridge Construction Schedule**

RSMo 21.795.2(2)

(Dollars in Thousands)

County	Route	Job Number	Current SFY Award Date	Description of Improvement / Location	Estimate	'92 Plan
Howell	17	9S3204	2018	Bridge improvements over Gunters Creek. Project involves bridge T0465. Reason: * The project was added to improve the bridge condition.	\$697	Yes
Howell	60	9P3195	2018	Pavement improvements on the eastbound lane from Rte. NN to Mountain View. Reason: * The project was added to improve the pavement.	\$1,040	No
Howell	60	9P3196	2019	Pavement improvements on the eastbound lane from Mountain View to Birch Tree. Reason: * The project was added to improve the pavement.	\$3,175	No
Howell	60	9P3202	2019	Pavement improvements on the westbound lane from Rte. T to Rte. 63. Reason: * The project was added to improve the pavement.	\$2,556	No

**Projects Added to the 2016-2020 STIP in FY 2016 or in the 2017-2021
Highway and Bridge Construction Schedule**

RSMo 21.795.2(2)

(Dollars in Thousands)

County	Route	Job Number	Current SFY Award Date	Description of Improvement / Location	Estimate	'92 Plan
Howell	60	9P3300	2017	Installation of rumble stripes at various locations from Bus. 63 in Willow Springs to County Road 256 in Carter County. Reason: * The project was added to address emerging safety needs.	\$191	No
Howell	BB	9S3235	2018	Pavement improvements from Rte. 160 to end of state maintenance. Reason: * The project was added to improve the pavement.	\$393	No
Howell	W	9S3241	2019	Pavement improvements from Rte. 17 to Mountain View. Reason: * The project was added to improve the pavement.	\$1,310	No
Iron	E	9S3190	2018	Pavement improvements from Rte. 21 to Madison County line. Reason: * The project was added to improve the pavement.	\$1,033	No
Madison	67	9P3243	2017	Erosion control repairs at various locations along Rte. 67. Reason: * The project was added to provide erosion control.	\$544	No

**Projects Added to the 2016-2020 STIP in FY 2016 or in the 2017-2021
Highway and Bridge Construction Schedule**

RSMo 21.795.2(2)

(Dollars in Thousands)

County	Route	Job Number	Current SFY Award Date	Description of Improvement / Location	Estimate	'92 Plan
Madison	67	9P3246	2018	Erosion control repairs at various locations along Rtes. 60 and 67. Reason: * The project was added to provide erosion control.	\$544	No
Madison	67	9P3247	2019	Erosion control repairs at various locations along Rtes. 60 and 67. Reason: * The project was added to provide erosion control.	\$544	No
Madison	C	9S3213	2021	Bridge improvements over St. Francois River. Project involves bridge J0521. Reason: * The project was added to improve the bridge condition.	\$3,060	Yes
Madison	CC	9S3215	2018	Bridge improvements over Trace Creek. Project involves bridge A2016. Reason: * The project was added to improve the bridge condition.	\$612	No
Madison	Z	9S3214	2018	Bridge improvements over Saline Creek. Project involves bridge N0763. Reason: * The project was added to improve the bridge condition.	\$999	No

**Projects Added to the 2016-2020 STIP in FY 2016 or in the 2017-2021
Highway and Bridge Construction Schedule**

RSMo 21.795.2(2)

(Dollars in Thousands)

County	Route	Job Number	Current SFY Award Date	Description of Improvement / Location	Estimate	'92 Plan
Mississippi	102	9S3142	2017	Bridge improvements over Drainage Ditch No. 14. Project involves bridge T0544. Reason: * The project was added to improve the bridge condition.	\$1,036	Yes
Mississippi	57	9I3160	2020 Let By Others	Payment to IDOT for deck sealing Mississippi River Bridge. Project involves bridge A2000. Reason: * The project was added to provide reimbursement for work on shared bridge.	\$32	No
Mississippi	80	9S3254	2018	Pavement improvements from Rte. 77 to 0.2 mile east of County Road 501. Reason: * The project was added to improve the pavement.	\$200	No
Mississippi	C	9S3139	2017	Bridge improvements over Lateral Ditch No. 4. Project involves bridge X0055. Reason: * The project was added to improve the bridge condition.	\$385	No

**Projects Added to the 2016-2020 STIP in FY 2016 or in the 2017-2021
Highway and Bridge Construction Schedule**

RSMo 21.795.2(2)

(Dollars in Thousands)

County	Route	Job Number	Current SFY Award Date	Description of Improvement / Location	Estimate	'92 Plan
Mississippi	D	9S3223	2018	Bridge improvements over Drainage Ditch No. 32. Project involves bridge N0454. Reason: * The project was added to improve the bridge condition.	\$430	No
New Madrid	60	9P3201	2018	Pavement improvements on the eastbound lane from Rte. 61 to I-57. Reason: * The project was added to improve the pavement.	\$1,366	No
New Madrid	80	9S3253	2018	Pavement improvements and addition of two foot shoulders from Rte. 61 to Rte. 102. Reason: * The project was added to improve roadway and safety.	\$2,549	No
New Madrid	AA	9S3231	2019	Bridge improvements over North Cut Ditch. Project involves bridge P0413. Reason: * The project was added to improve the bridge condition.	\$672	No

**Projects Added to the 2016-2020 STIP in FY 2016 or in the 2017-2021
Highway and Bridge Construction Schedule**

RSMo 21.795.2(2)

(Dollars in Thousands)

County	Route	Job Number	Current SFY Award Date	Description of Improvement / Location	Estimate	'92 Plan
New Madrid	B	9S3273	2019	Pavement improvements from Rte. 153 to Rte. 412. Reason: * The project was added to improve the pavement.	\$1,276	No
New Madrid	D	9S3226	2019	Bridge improvements over Drainage Ditches No. 40 and No. 3. Project involves bridges L0223 and L0228. Reason: * The project was added to improve bridges.	\$802	No
New Madrid	D	9S3250	2019	Pavement improvements from Rte. 25 to Rte. 62. Reason: * The project was added to improve the pavement.	\$1,538	No
New Madrid	F	9S3147	2017	Bridge improvements over Drainage Ditch No. 18. Project involves bridge F0270. Reason: * The project was added to improve the bridge condition.	\$521	No

**Projects Added to the 2016-2020 STIP in FY 2016 or in the 2017-2021
Highway and Bridge Construction Schedule**

RSMo 21.795.2(2)

(Dollars in Thousands)

County	Route	Job Number	Current SFY Award Date	Description of Improvement / Location	Estimate	'92 Plan
New Madrid	P	9S3230	2018	Bridge improvements over Maple Slough Ditch. Project involves bridge X0413. Reason: * The project was added to improve the bridge condition.	\$486	Yes
New Madrid	P	9S3258	2019	Pavement improvements from Rte. 61 to Rte. WW. Reason: * The project was added to improve the pavement.	\$821	No
New Madrid	U	9S3255	2019	Pavement improvements from Rte. D to Rte. 61. Reason: * The project was added to improve the pavement.	\$416	No
New Madrid	U	9S3256	2019	Pavement improvements from County Road 723 to end of pavement. Reason: * The project was added to improve the pavement.	\$294	No
New Madrid	WW	9S3146	2017	Bridge improvements over Wilson Bayou. Project involves A2141. Reason: * The project was added to improve the bridge condition.	\$577	No

**Projects Added to the 2016-2020 STIP in FY 2016 or in the 2017-2021
Highway and Bridge Construction Schedule**

RSMo 21.795.2(2)

(Dollars in Thousands)

County	Route	Job Number	Current SFY Award Date	Description of Improvement / Location	Estimate	'92 Plan
New Madrid	YY	9S3259	2019	Pavement improvements from Rte. T to end of state maintenance. Reason: * The project was added to improve the pavement.	\$241	No
Oregon	142	9P3252	2019	Pavement improvements and addition of two foot shoulders from Rte. EE to 0.2 miles west of Rte. 160. Reason: * The project was added to improve roadway and safety.	\$6,745	No
Oregon	19	9S3219	2020	Bridge improvements over Two Mile Creek. Project involves bridge H0289. Reason: * The project was added to improve the bridge condition.	\$2,253	Yes
Oregon	63	9P3156	2017	Pavement improvements from 0.7 mile east of Rte. F to 0.5 mile west of Rte. 19. Reason: * The project was added to improve the pavement.	\$3,607	No
Oregon	E	9S3191	2018	Pavement improvements Rte. 142 to Rte. 19. Reason: * The project was added to improve the pavement.	\$1,001	No

**Projects Added to the 2016-2020 STIP in FY 2016 or in the 2017-2021
Highway and Bridge Construction Schedule**

RSMo 21.795.2(2)

(Dollars in Thousands)

County	Route	Job Number	Current SFY Award Date	Description of Improvement / Location	Estimate	'92 Plan
Oregon	V	9S3136	2017	Bridge improvements over Janes Creek. Project involves bridge R0425. Reason: * The project was added to improve the bridge condition.	\$632	No
Oregon	V	9S3137	2017	Bridge improvements over Mill Creek. Project involves bridge R0426. Reason: * The project was added to improve the bridge condition.	\$667	No
Ozark	160	9P3169	2017	Installation of guardrail from 0.9 mile east of CRD 530 to 0.3 mile west of North Fork River. Reason: * The project was added to address emerging safety needs.	\$471	No
Ozark	160	9P3295	2018	Pavement improvements from Rte. 125 to Rte. 5. Reason: * The project was added to improve the pavement.	\$1,949	No
Ozark	JJ	9S3143	2017	Bridge improvements over Little Creek. Project involves bridge N0171. Reason: * The project was added to improve the bridge condition.	\$768	Yes

**Projects Added to the 2016-2020 STIP in FY 2016 or in the 2017-2021
Highway and Bridge Construction Schedule**

RSMo 21.795.2(2)

(Dollars in Thousands)

County	Route	Job Number	Current SFY Award Date	Description of Improvement / Location	Estimate	'92 Plan
Pemiscot	A	9S3222	2020	Bridge improvements over Drainage Ditch No. 70. Project involves bridge T0696. Reason: * The project was added to improve the bridge condition.	\$358	Yes
Pemiscot	CC	9S3220	2020	Bridge improvements over Drainage Ditch No. 66. Project involves bridge X0500. Reason: * The project was added to improve the bridge condition.	\$437	No
Pemiscot	EE	9S3232	2021	Bridge improvements over Drainage Ditches No.1, No. 251, No.258 and No. 259. Project involves bridges P0473, P0474, P0475 and P0476. Reason: * The project was added to improve bridges.	\$3,928	Yes
Pemiscot	HH	9S3225	2019	Bridge improvements over Drainage Ditch No. 84. Project involves bridge X0938. Reason: * The project was added to improve the bridge condition.	\$614	No

**Projects Added to the 2016-2020 STIP in FY 2016 or in the 2017-2021
Highway and Bridge Construction Schedule**

RSMo 21.795.2(2)

(Dollars in Thousands)

County	Route	Job Number	Current SFY Award Date	Description of Improvement / Location	Estimate	'92 Plan
Pemiscot	K	9S3228	2019	Bridge improvements over Lateral Ditch No. 9. Project involves bridge T0143. Reason: * The project was added to improve the bridge condition.	\$336	Yes
Pemiscot	T	9S3227	2020	Bridge improvements over Main Ditch No. 8. Project involves bridge S0883. Reason: * The project was added to improve the bridge condition.	\$336	Yes
Pemiscot	U	9S3157	2018	Pavement improvements from I-55 to Rte. 84. Reason: * The project was added to improve the pavement.	\$1,693	No
Perry	51	9P3186	2016	Pavement improvement from BNSF Railroad to Horse Island Chute bridge. Reason: * The project was added to improve the pavement.	\$903	No
Perry	55	9S3178	2017	Pavement improvements from Rte. T to Rte. 51. \$99,000 District Operating Budget. Reason: * The project was added to improve the pavement.	\$111	No

**Projects Added to the 2016-2020 STIP in FY 2016 or in the 2017-2021
Highway and Bridge Construction Schedule**

RSMo 21.795.2(2)

(Dollars in Thousands)

County	Route	Job Number	Current SFY Award Date	Description of Improvement / Location	Estimate	'92 Plan
Perry	A	9S3141	2017	Bridge improvements over Indian Creek. Project involves bridge S0177. Reason: * The project was added to improve the bridge condition.	\$985	Yes
Perry	E	9S3184	2016	Pavement improvements from Bois Brule Creek to Rte. 61. Reason: * The project was added to improve the pavement.	\$357	No
Perry	K	9S3173	2017	Pavement improvements from Rte. O in Perry County to Rte. 72 in Bollinger County. \$605,000 District Operating Budget. Reason: * The project was added to improve the pavement.	\$657	No
Perry	P	9S3185	2016	Pavement improvements from Rte. 61 to Rte. C. Reason: * The project was added to improve the pavement.	\$415	No

**Projects Added to the 2016-2020 STIP in FY 2016 or in the 2017-2021
Highway and Bridge Construction Schedule**

RSMo 21.795.2(2)

(Dollars in Thousands)

County	Route	Job Number	Current SFY Award Date	Description of Improvement / Location	Estimate	'92 Plan
Perry	T	9S3260	2019	Pavement improvements and addition of two foot shoulders from Rte. BB to Rte. 51. Reason: * The project was added to improve roadway and safety.	\$2,994	No
Reynolds	21	9P3162	2017	Pavement improvements and addition of shoulders from Rte. K near Ellington to Rte. 49 west of Lesterville. \$1,668,000 Open Container funds. Reason: * The project was added to improve roadway and safety.	\$4,782	No
Reynolds	49	9P3188	2018	Pavement improvements from County Road 818 to Rte. 21/72. Reason: * The project was added to improve the pavement.	\$1,039	No
Reynolds	AA	9S3181	2016	Pavement improvements from Rte. 49 to end of state maintenance. Reason: * The project was added to improve the pavement.	\$468	No

**Projects Added to the 2016-2020 STIP in FY 2016 or in the 2017-2021
Highway and Bridge Construction Schedule**

RSMo 21.795.2(2)

(Dollars in Thousands)

County	Route	Job Number	Current SFY Award Date	Description of Improvement / Location	Estimate	'92 Plan
Ripley	142	9S3171	2017	Pavement improvements from Rte. E to Rte. HH. \$1,334,000 District Operating Budget. Reason: * The project was added to improve the pavement.	\$1,436	No
Ripley	142	9S3209	2020	Bridge improvements over Little Black River. Project involves bridge L0378. Reason: * The project was added to improve the bridge condition.	\$873	Yes
Scott	55	0I3003U	2017	Job Order Contracting for concrete pavement repair from Rte. 60 in Scott County to the Arkansas State line and all of I-155. Reason: * The project was added due to splitting projects. Split from project 0I3003.	\$139	No
Scott	55	0I3003V	2017	Job Order Contracting for asphalt pavement repair from Rte. 60 in Scott County to the Arkansas State line and all of I-155. Reason: * The project was added due to splitting projects. Split from project 0I3003.	\$139	No

**Projects Added to the 2016-2020 STIP in FY 2016 or in the 2017-2021
Highway and Bridge Construction Schedule**

RSMo 21.795.2(2)

(Dollars in Thousands)

County	Route	Job Number	Current SFY Award Date	Description of Improvement / Location	Estimate	'92 Plan
Scott	55	913127	2017	Bridge improvements on southbound I-55 at I-57 interchange. Project involves bridge A0939. Reason: * The project was added to improve the bridge condition.	\$1,273	No
Scott	61	9S3282	2019	Pavement improvements from 0.6 mile north of Rte. Y to Rte. 60. Reason: * The project was added to improve the pavement.	\$2,223	No
Scott	62	9S3271	2019	Pavement improvements from Rte. 61 to Rte. H/AA. Reason: * The project was added to improve the pavement.	\$597	No
Scott	77	9S3281	2019	Bridge improvements over North Cut Ditch. Project involves bridge G0438. Reason: * The project was added to improve the bridge condition.	\$1,048	Yes

**Projects Added to the 2016-2020 STIP in FY 2016 or in the 2017-2021
Highway and Bridge Construction Schedule**

RSMo 21.795.2(2)

(Dollars in Thousands)

County	Route	Job Number	Current SFY Award Date	Description of Improvement / Location	Estimate	'92 Plan
Scott	91	9S3278	2020	Bridge improvements over Drainage Ditch No. 291. Project involves bridge S0665. Reason: * The project was added to improve the bridge condition.	\$415	Yes
Scott	91	9S3279	2020	Bridge improvements over Drainage Ditch No. 35. Project involves bridge S0744. Reason: * The project was added to improve the bridge condition.	\$398	Yes
Scott	A	9S3150	2017	Bridge improvements over Caney Creek. Project involves bridge T0341. Reason: * The project was added to improve the bridge condition.	\$474	Yes
Scott	AA	9S3267	2019	Pavement improvements from Rte. 62 to Rte. 80. Reason: * The project was added to improve the pavement.	\$576	No

**Projects Added to the 2016-2020 STIP in FY 2016 or in the 2017-2021
Highway and Bridge Construction Schedule**

RSMo 21.795.2(2)

(Dollars in Thousands)

County	Route	Job Number	Current SFY Award Date	Description of Improvement / Location	Estimate	'92 Plan
Scott	H	9S3240	2019	Pavement improvements from Rte. 77 to Rte. U. Reason: * The project was added to improve the pavement.	\$370	No
Scott	HH	9S3159	2017	Pavement improvements from east of Rte. 61 to west of Rte. H near Sikeston. Reason: * The project was added to improve the pavement.	\$858	No
Scott	O	9S3277	2018	Bridge improvements over Drainage Ditch. Project involves bridge N0256. Reason: * The project was added to improve the bridge condition.	\$446	No
Scott	U	9S3276	2018	Bridge improvements over St. John's Drainage Ditch. Project involves bridge N0716. Reason: * The project was added to improve the bridge condition.	\$534	Yes

**Projects Added to the 2016-2020 STIP in FY 2016 or in the 2017-2021
Highway and Bridge Construction Schedule**

RSMo 21.795.2(2)

(Dollars in Thousands)

County	Route	Job Number	Current SFY Award Date	Description of Improvement / Location	Estimate	'92 Plan
Scott	W	9S3280	2019	Bridge improvements over Drainage Ditch No. 289. Project involves bridge P0098. Reason: * The project was added to improve the bridge condition.	\$286	Yes
Shannon	19	9P0438	2017	Bridge improvements over Sinking Creek 3 miles south of Rte. EE. Project involves bridge H0079. Reason: * The project was added to improve the bridge condition.	\$3,611	Yes
Shannon	60	9P3197	2019	Pavement improvements on eastbound lane from Rte. 19 to Winona. Reason: * The project was added to improve the pavement.	\$817	No
Shannon	60	9P3198	2019	Pavement improvements on eastbound lane from County Road 583 to Rte. P. Reason: * The project was added to improve the pavement.	\$1,562	No

**Projects Added to the 2016-2020 STIP in FY 2016 or in the 2017-2021
Highway and Bridge Construction Schedule**

RSMo 21.795.2(2)

(Dollars in Thousands)

County	Route	Job Number	Current SFY Award Date	Description of Improvement / Location	Estimate	'92 Plan
Ste. Genevieve	55	0I3003S	2017	Job Order Contracting for concrete pavement repair from the Jefferson County line to Rte. 60 in Scott County and all of I-57 in Missouri. Reason: * The project was added due to splitting projects. Split from project 0I3003.	\$139	No
Ste. Genevieve	55	0I3003T	2017	Job Order Contracting for asphalt pavement repair from the Jefferson County line to Rte. 60 in Scott County and all of I-57 in Missouri. Reason: * The project was added due to splitting projects. Split from project 0I3003.	\$139	No
Ste. Genevieve	61	9P3233	2019	Pavement improvements south of Rte. OO to north of Rte. 177. Reason: * The project was added to improve the pavement.	\$7,516	No
Ste. Genevieve	A	9S3176	2017	Pavement improvements from Rte. 61 to Rte. 32. \$182,000 District Operating Budget. Reason: * The project was added to improve the pavement.	\$204	No

**Projects Added to the 2016-2020 STIP in FY 2016 or in the 2017-2021
Highway and Bridge Construction Schedule**

RSMo 21.795.2(2)

(Dollars in Thousands)

County	Route	Job Number	Current SFY Award Date	Description of Improvement / Location	Estimate	'92 Plan
Ste. Genevieve	DD	9S3234	2018	Pavement improvements from Rte. T to Rte. OO. Reason: * The project was added to improve the pavement.	\$846	No
Ste. Genevieve	H	9S3166	2017	Pavement improvements and addition of two foot shoulders from east of Rte. 61 to Rte. 51. Reason: * The project was added to improve roadway and safety.	\$876	No
Stoddard	114	9S3287	2019	Pavement improvements from Rte. 60 to Rte. 61. Reason: * The project was added to improve the pavement.	\$1,738	No
Stoddard	153	9S3257	2019	Pavement improvements from Rte. 60 to Rte. 25. Reason: * The project was added to improve the pavement.	\$3,479	No

**Projects Added to the 2016-2020 STIP in FY 2016 or in the 2017-2021
Highway and Bridge Construction Schedule**

RSMo 21.795.2(2)

(Dollars in Thousands)

County	Route	Job Number	Current SFY Award Date	Description of Improvement / Location	Estimate	'92 Plan
Stoddard	25	9P3262	2019	Pavement improvements from 0.1 mile south of Rte. O to Drake Street in Bernie. Reason: * The project was added to improve the pavement.	\$6,771	No
Stoddard	51	9S3179	2017	Pavement improvements and addition of two foot shoulders from 0.9 mile south of Rte. 60 to Rte. B. \$147,000 District Operating Budget. Reason: * The project was added to improve roadway and safety.	\$162	No
Stoddard	60	9P3155	2017	Pavement improvements on eastbound lanes from 0.4 mile west of Rte. F to 0.7 mile east of Rte. 25. Reason: * The project was added to improve the pavement.	\$3,312	No
Stoddard	60	9S3242	2018	Pavement improvements from Rte. AD to Rte. 25. Reason: * The project was added to improve the pavement.	\$687	No

**Projects Added to the 2016-2020 STIP in FY 2016 or in the 2017-2021
Highway and Bridge Construction Schedule**

RSMo 21.795.2(2)

(Dollars in Thousands)

County	Route	Job Number	Current SFY Award Date	Description of Improvement / Location	Estimate	'92 Plan
Stoddard	91	9S3263	2020	Bridge improvements over Drainage Ditch No. 33. Project involves bridge S0769. Reason: * The project was added to improve the bridge condition.	\$373	Yes
Stoddard	91	9S3264	2020	Bridge improvements over Drainage Ditch No. 34. Project involves Bridge S0770. Reason: * The project was added to improve the bridge condition.	\$373	Yes
Stoddard	AA	9S3272	2018	Pavement improvements from Rte. 25 north to Rte. 25 south. Reason: * The project was added to improve the pavement.	\$162	No
Stoddard	AD	9S3180	2017	Pavement improvements from Rte. 60 to end of state maintenance. \$186,000 District Operating Budget. Reason: * The project was added to improve the pavement.	\$209	No

**Projects Added to the 2016-2020 STIP in FY 2016 or in the 2017-2021
Highway and Bridge Construction Schedule**

RSMo 21.795.2(2)

(Dollars in Thousands)

County	Route	Job Number	Current SFY Award Date	Description of Improvement / Location	Estimate	'92 Plan
Stoddard	DD	9S3275	2019	Bridge improvements over Spring Creek. Project involves bridge P0056. Reason: * The project was added to improve the bridge condition.	\$610	Yes
Stoddard	H	9S3145	2017	Bridge improvements over County Drainage Ditch. Project involves bridge S0613. Reason: * The project was added to improve the bridge condition.	\$525	Yes
Stoddard	J	9S3149	2017	Bridge improvements over Lick Creek Drainage Ditch. Project involves bridge T0137. Reason: * The project was added to improve the bridge condition.	\$1,034	Yes
Stoddard	K	9S3274	2018	Bridge improvements over Wolf Creek Drainage Ditch. Project involves bridge P0389. Reason: * The project was added to improve the bridge condition.	\$428	Yes

**Projects Added to the 2016-2020 STIP in FY 2016 or in the 2017-2021
Highway and Bridge Construction Schedule**

RSMo 21.795.2(2)

(Dollars in Thousands)

County	Route	Job Number	Current SFY Award Date	Description of Improvement / Location	Estimate	'92 Plan
Stoddard	N	9S3268	2018	Bridge improvements over Drainage Ditch No. 30. Project involves bridge N0381. Reason: * The project was added to improve the bridge condition.	\$651	Yes
Stoddard	P	9S3269	2018	Bridge improvements over Drainage Ditch No. 34. Project involves bridge R0184. Reason: * The project was added to improve the bridge condition.	\$487	No
Stoddard	T	9S3270	2019	Bridge improvements over Turkey Creek. Project involves bridge L0738. Reason: * The project was added to improve the bridge condition.	\$495	No
Stoddard	Y	9S3251	2018	Pavement improvements from 2.4 miles east of Rte. 25 to 0.4 mile west of Rte. 61. Reason: * The project was added to improve the pavement.	\$1,289	No

**Projects Added to the 2016-2020 STIP in FY 2016 or in the 2017-2021
Highway and Bridge Construction Schedule**

RSMo 21.795.2(2)

(Dollars in Thousands)

County	Route	Job Number	Current SFY Award Date	Description of Improvement / Location	Estimate	'92 Plan
Stoddard	Z	9S3148	2017	Bridge improvements over Main Ditch. Project involves bridge P0444. Reason: * The project was added to improve the bridge condition.	\$629	Yes
Stoddard	Z	9S3224	2020	Bridge improvements over Drainage Ditch No. 4, Main Drainage Ditch and Little River Drainage Ditches. Project Involves Bridges P0443, N0285, N0286 and N0287. Reason: * The project was added to improve bridges.	\$1,579	Yes
Stoddard	ZZ	9S3164	2017	Pavement improvements from Rte. 60 to Rte. H. Reason: * The project was added to improve the pavement.	\$580	No
Texas	137	9S3174	2017	Pavement improvements from Rte. 32 to Rte. 17. \$1,056,000 District Operating budget. Reason: * The project was added to improve the pavement.	\$1,138	No

**Projects Added to the 2016-2020 STIP in FY 2016 or in the 2017-2021
Highway and Bridge Construction Schedule**

RSMo 21.795.2(2)

(Dollars in Thousands)

County	Route	Job Number	Current SFY Award Date	Description of Improvement / Location	Estimate	'92 Plan
Texas	17	9P3161	2017	Pavement improvements and addition of two foot shoulders from Rte. 63 in Houston to Rte. 106 in Summersville. Reason: * The project was added to improve roadway and safety.	\$3,959	No
Texas	17	9P3212	2020	Bridge improvements over Big Creek. Project involves bridge J0617. Reason: * The project was added to improve the bridge condition.	\$2,045	No
Texas	17	9P3296	2017	Pavement improvements from Rte. 106 in Summersville to Rte. 160 near West Plains. Reason: * The project was added to improve the pavement.	\$3,656	No
Texas	60	9P3158	2017	Pavement improvements from south of Bus. 60 at Cabool to 0.8 mile north of Bus. 63 at Willow Springs. Reason: * The project was added to improve the pavement.	\$1,503	No

**Projects Added to the 2016-2020 STIP in FY 2016 or in the 2017-2021
Highway and Bridge Construction Schedule**

RSMo 21.795.2(2)

(Dollars in Thousands)

County	Route	Job Number	Current SFY Award Date	Description of Improvement / Location	Estimate	'92 Plan
Various	Various	0P3018J	2018	Safety projects at various locations in the Southeast District. \$1,660,000 from Statewide Open Container funds. Reason: * The project was added to address emerging safety needs at various locations.	\$1,660	No
Various	Various	0P3019J	2019	Safety projects at various locations in the Southeast District. \$1,662,000 from Statewide Open Container funds. Reason: * The project was added to address emerging safety needs at various locations.	\$1,662	No
Various	Various	0P3020J	2020	Safety projects at various locations in the Southeast District. \$1,662,000 from Statewide Open Container funds. Reason: * The project was added to address emerging safety needs at various locations.	\$1,662	No

**Projects Added to the 2016-2020 STIP in FY 2016 or in the 2017-2021
Highway and Bridge Construction Schedule**

RSMo 21.795.2(2)

(Dollars in Thousands)

County	Route	Job Number	Current SFY Award Date	Description of Improvement / Location	Estimate	'92 Plan
Various	Various	0P3021J	2021	Safety projects at various locations in the Southeast District. \$1,662,000 from Statewide Open Container funds. Reason: * The project was added to address emerging safety needs at various locations.	\$1,662	No
Various	Various	0S3017J	2017	ADA Transition Plan improvements in the cities of Campbell, Caruthersville and Poplar Bluff. \$1,314,000 from Statewide Transportation Alternatives funds. Reason: * The project was added to provide ADA improvements at various locations.	\$1,385	No
Various	Various	0S3018J	2018	ADA Transition Plan improvements at various locations in the Southeast District. \$1,341,000 from Statewide Transportation Alternatives funds. Reason: * The project was added to provide ADA improvements at various locations.	\$1,341	No

**Projects Added to the 2016-2020 STIP in FY 2016 or in the 2017-2021
Highway and Bridge Construction Schedule**

RSMo 21.795.2(2)

(Dollars in Thousands)

County	Route	Job Number	Current SFY Award Date	Description of Improvement / Location	Estimate	'92 Plan
Various	Various	0S3019J	2019	ADA Transition Plan improvements at various locations in the Southeast District. \$1,361,000 from Statewide Transportation Alternatives funds. Reason: * The project was added to provide ADA improvements at various locations.	\$1,361	No
Various	Various	0S3020J	2020	ADA Transition Plan improvements at various locations in the Southeast District. \$1,395,000 from Statewide Transportation Alternatives funds. Reason: * The project was added to provide ADA improvements at various locations.	\$1,395	No
Various	Various	0S3021J	2021	ADA Transition Plan improvements at various locations in the Southeast District. \$1,395,000 from Statewide Transportation Alternatives funds. Reason: * The project was added to provide ADA improvements at various locations.	\$1,493	No
Various	Various	9P3236	2018	On-call work zone enforcement at various locations in Southeast District. Reason: * The project was added to provide for safer work zones in the Southeast District.	\$75	No

**Projects Added to the 2016-2020 STIP in FY 2016 or in the 2017-2021
Highway and Bridge Construction Schedule**

RSMo 21.795.2(2)

(Dollars in Thousands)

County	Route	Job Number	Current SFY Award Date	Description of Improvement / Location	Estimate	'92 Plan
Various	Various	9P3237	2017	On-call work zone enforcement at various locations in Southeast District. Reason: * The project was added to provide for safer work zones in the Southeast District.	\$75	No
Various	Various	9P3238	2019	On-call work zone enforcement at various locations in Southeast District. Reason: * The project was added to provide for safer work zones in the Southeast District.	\$75	No
Various	Various	9P3289	2019	Job Order Contracting for guard cable and guardrail repair at various locations in the Southeast District. Reason: * The project was added to provide guard cable and guardrail repair on various routes.	\$269	No
Wayne	34	9P3218	2021	Bridge improvements over Black River. Project involves bridge J0935. Reason: * The project was added to improve the bridge condition.	\$6,502	No

**Projects Added to the 2016-2020 STIP in FY 2016 or in the 2017-2021
Highway and Bridge Construction Schedule**

RSMo 21.795.2(2)

(Dollars in Thousands)

County	Route	Job Number	Current SFY Award Date	Description of Improvement / Location	Estimate	'92 Plan
Wayne	49	9P3124	2017	Bridge improvements over McKenzie Creek. Project involves bridge H0899. Reason: * The project was added to improve the bridge condition.	\$720	No
Wayne	49	9S3211	2018	Bridge improvements over Black River. Project involves bridge R0374. Reason: * The project was added to improve the bridge condition.	\$1,808	No
Wayne	49	9S3294	2019	Pavement improvements from Rte. 34 to Rte. 67. Reason: * The project was added to improve the pavement.	\$1,642	No
Wayne	67	9P3132	2017	Bridge improvements over Hubble Creek on the northbound ramp of Rte. 67. Project involves bridge A0255. Reason: * The project was added to improve the bridge condition.	\$879	No
Wayne	D	9S3182	2016	Pavement improvements from Greenville to Rte. T. Reason: * The project was added to improve the pavement.	\$1,334	No

**Projects Added to the 2016-2020 STIP in FY 2016 or in the 2017-2021
Highway and Bridge Construction Schedule**

RSMo 21.795.2(2)

(Dollars in Thousands)

County	Route	Job Number	Current SFY Award Date	Description of Improvement / Location	Estimate	'92 Plan
Wayne	FF	9S3210	2018	Bridge improvements over Lake Creek. Project involves bridge N0156. Reason: * The project was added to improve the bridge condition.	\$889	Yes
Wayne	HH	9S3217	2018	Bridge improvements over McKenzie Creek. Project involves bridge A0561. Reason: * The project was added to improve the bridge condition.	\$1,188	No
Wayne	Z	9S3283	2018	Bridge improvements over Stanley Creek. Project involves bridge A2982. Reason: * The project was added to improve the bridge condition.	\$862	No
Wright	38	9S3165	2017	Pavement improvements from Rte. F to Rte. 95. Reason: * The project was added to improve the pavement.	\$2,181	No
Wright	38	9S3193	2018	Pavement improvements from Rte. 95 to Rte. 17. Reason: * The project was added to improve the pavement.	\$1,306	No

**Projects Added to the 2016-2020 STIP in FY 2016 or in the 2017-2021
Highway and Bridge Construction Schedule**

RSMo 21.795.2(2)

(Dollars in Thousands)

County	Route	Job Number	Current SFY Award Date	Description of Improvement / Location	Estimate	'92 Plan
Wright	5	9P3288	2018	Pavement improvements and addition of two foot shoulders from Rte. Z to Rte. 60. Reason: * The project was added to improve roadway and safety.	\$2,179	No
Wright	95	9S3192	2018	Pavement improvements from Clouse Street to Rte. 76. Reason: * The project was added to improve the pavement.	\$779	No
Wright	H	9S3208	2018	Bridge improvements over Beaver Creek. Project involves bridge N0590. Reason: * The project was added to improve the bridge condition.	\$1,309	Yes
Wright	HH	9S3194	2018	Pavement improvements from Rte. Y to end of state maintenance. Reason: * The project was added to improve the pavement.	\$318	No
Wright	Y	9S3163	2017	Pavement improvements from Rte. 38 to Rte. 60. Reason: * The project was added to improve the pavement.	\$697	No

**Projects Added to the 2016-2020 STIP in FY 2016 or in the 2017-2021
Highway and Bridge Construction Schedule**

RSMo 21.795.2(2)

(Dollars in Thousands)

County	Route	Job Number	Current SFY Award Date	Description of Improvement / Location	Estimate	'92 Plan
Various	Various	013005	2019	Job Order Contracting for pavement repair at various interstate locations statewide. Reason: * The project was added to repair various pavements.	\$7,750	No
Various	Various	0P3004H	2021	Improvements at various statewide locations. Cost Share/Economic Development funds. Reason: * The project was added to implement cost share/cost participation projects at various statewide locations.	\$46,240	No
Various	Various	0P3022	2017	On-call contract for pavement preservation surface treatment at various statewide locations. \$100,000 Division Operating Budget. Reason: * The project was added to provide preventive maintenance and to extend life of the pavement on various routes.	\$106	No
Various	Various	0X3017	2017	Safety projects at various statewide locations. Reason: * The project was added to address emerging safety needs at various locations.	\$2,288	No

**Projects Added to the 2016-2020 STIP in FY 2016 or in the 2017-2021
Highway and Bridge Construction Schedule**

RSMo 21.795.2(2)

(Dollars in Thousands)

County	Route	Job Number	Current SFY Award Date	Description of Improvement / Location	Estimate	'92 Plan	
Various	Various	0X3018	2018	Safety projects at various statewide locations. Reason: * The project was added to address emerging safety needs at various locations.	\$2,423	No	
Various	Various	0X3019	2019	Safety projects at various statewide locations. Reason: * The project was added to address emerging safety needs at various locations.	\$2,332	No	
Various	Various	0X3020	2020	Safety projects at various statewide locations. Reason: * The project was added to address emerging safety needs at various locations.	\$2,315	No	
Various	Various	0X3021	2021	Safety projects at various statewide locations. Reason: * The project was added to address emerging safety needs at various locations.	\$2,231	No	
Project Count: 900					Total:	\$2,195,475	

**Projects Added to the 2016-2020 STIP in FY 2016 or in the 2017-2021
Highway and Bridge Construction Schedule**

RSMo 21.795.2(2)

(Dollars in Thousands)

Estimate: This field contains the current total project estimate for preliminary engineering, construction engineering, right-of-way incidentals, right-of-way acquisition, construction contingency, construction, utilities and other costs, including any prior programmed amounts.

Inflation is not applied to the estimate.

Highway and Bridge Construction Schedule RSMo 21.795.2(3)

Introduction

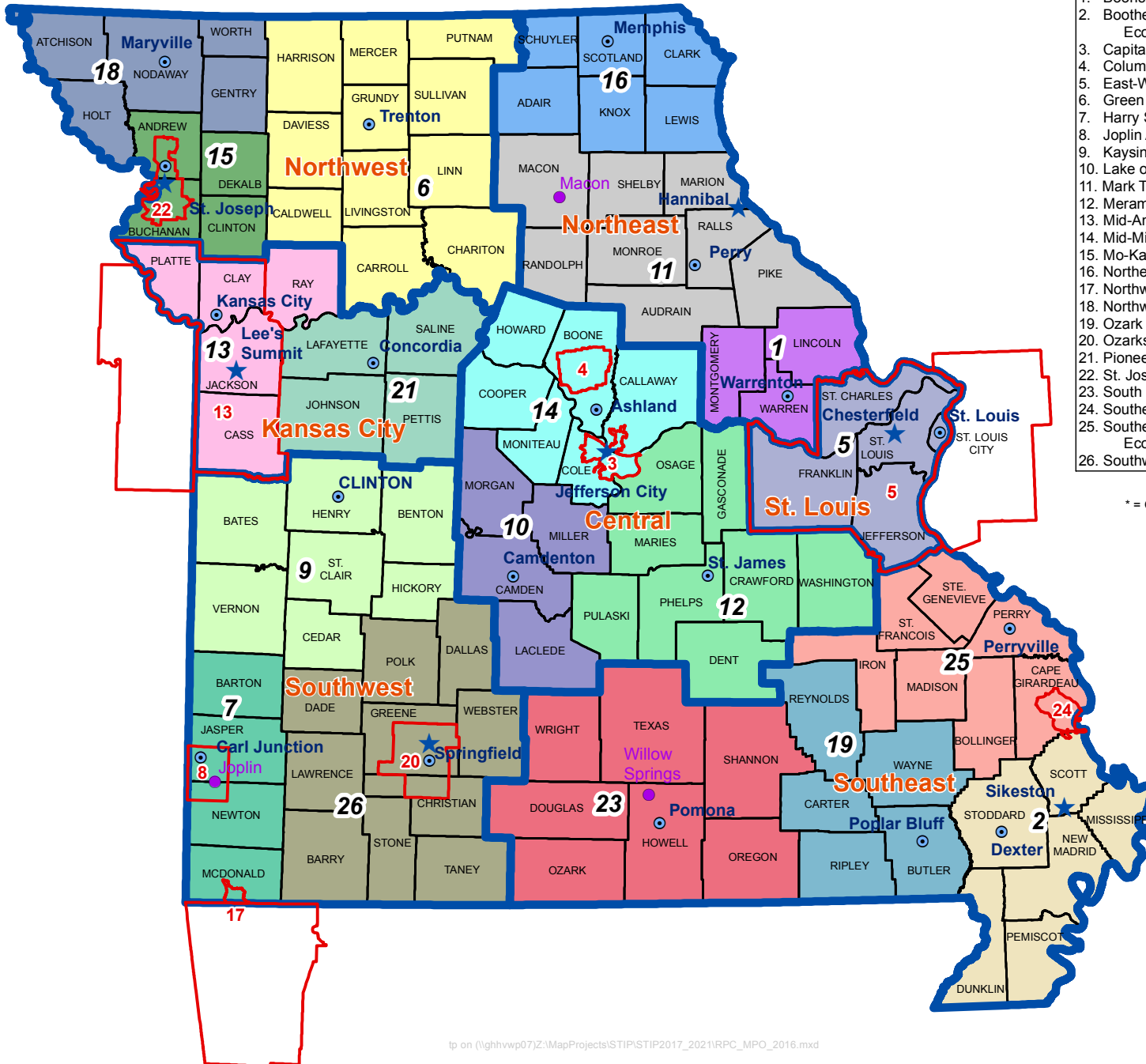
The information in this section is in accordance with the highlighted portion in the following section of the reporting statute. *"(3) The proposed allocation and expenditure of moneys and **the proposed work plan for the current fiscal year, at least the next four years**, and for any period of time expressed in any public transportation plan approved by either the general assembly or by the voters of Missouri. This proposed allocation and expenditure of moneys shall include the amounts of proposed allocation and expenditure of moneys in each of the categories listed in subdivision (1) of this subsection;"* Section 21.795.2(3), RSMo (A.L. 2012 H.B. 1402)

MoDOT has proposed a specific plan for highway construction covering the next five years. The plan relies only on currently anticipated revenues, and it specifies projects to be placed under contract or authorized for right-of-way acquisition in the state fiscal years 2017 through 2021. As each year of the plan is completed, a new year is added. This plan also includes other modes of transportation. The construction schedule identifies all projects located on the state system.

Predictable funding available for the STIP as a result of Congress' passage of the FAST Act in December 2015, higher state revenues and efforts to pursue federal reimbursement for specific preventive maintenance activities allowed MoDOT to program more projects than the previous year. Most of these projects – 88 percent – focus on preservation of the existing system.

The programmed awards for the 2017-2021 Statewide Transportation Improvement Program (STIP) cycle will average approximately \$800 million per year.

Missouri Regional Planning Commissions and Metropolitan Planning Organizations



1. Boonslick Regional Planning Commission	636-456-3473
2. Bootheel Regional Planning & Economic Development Commission	573-614-5178
3. Capital Area Metropolitan Planning Organization	573-634-6410
4. Columbia Area Transportation Study Organization	573-874-7239
5. East-West Gateway Council of Governments*	314-421-4220
6. Green Hills Regional Planning Commission	660-359-5636
7. Harry S Truman Coordinating Council	417-649-6400
8. Joplin Area Transportation Study Organization	417-624-0820
9. Kaysinger Basin Regional Planning Commission	660-885-3393
10. Lake of the Ozarks Council of Local Governments	573-346-5692
11. Mark Twain Regional Council of Governments	573-565-2203
12. Meramec Regional Planning Commission	573-265-2993
13. Mid-America Regional Council*	816-474-4240
14. Mid-Missouri Regional Planning Commission	573-657-9779
15. Mo-Kan Regional Council	816-233-3144
16. Northeast Missouri Regional Planning Commission	660-465-7281
17. Northwest Arkansas Regional Planning Commission	479-751-7125
18. Northwest Missouri Regional Council of Governments	660-582-5121
19. Ozark Foothills Regional Planning Commission	573-785-6402
20. Ozarks Transportation Organization	417-865-3042
21. Pioneer Trails Regional Planning Commission	660-463-7934
22. St. Joseph Area Transportation Study Organization	816-271-4653
23. South Central Ozark Council of Governments	417-256-4226
24. Southeast Metropolitan Planning Organization	573-339-6327
25. Southeast Missouri Regional Planning & Economic Development Commission	573-547-8357
26. Southwest Missouri Council of Governments	417-836-6900

* = Organizations functioning as both RPC and MPO
(Boundaries for the Mid-America Regional Council RPC and MPO vary)

- MoDOT District
- 19 Regional Planning Commission
- 9 Metropolitan Planning Organization
- ★ MoDOT District Office
- Regional Office
- RPC Office

MoDOT Districts 1-888-ASK-MODOT (275-6636)

Prepared by
Missouri Department of Transportation
Transportation Planning
www.modot.org

February 24, 2016



Missouri Department of Transportation Contact Information

Northwest District

Mr. Don Wichern, District Engineer
3602 North Belt Highway
St. Joseph, MO 64506-1399
Tel.: 816-387-2350
Fax: 816-387-2359

Northeast District

Ms. Paula Gough, District Engineer
1711 South Highway 61
Hannibal, MO 63401-6051
Tel.: 573-248-2490
Fax: 573-248-2467

Kansas City District

Mr. Dan Niec, District Engineer
600 Northeast Colbern Road
Lee's Summit, MO 64086-4712
Tel.: 816-622-6500
Fax: 816-622-0699

Central District

Mr. David Silvester,
District Engineer
1511 Missouri Boulevard
P.O. Box 718
Jefferson City, MO 65102-0718
Tel.: 573-751-3322
Fax: 573-522-1059

St. Louis District

Mr. Greg Horn,
District Engineer
1590 Woodlake Drive
Chesterfield, MO 63017-5712
Tel.: 314-275-1500
Fax: 314-340-4119

Central Office

Mr. Patrick K. McKenna,
Director
P.O. Box 270
Jefferson City, MO 65102-0270
Tel.: 1-888-ASK-MoDOT
Fax: 573-751-6555
www.modot.org

Transportation Planning

Ms. Mabelle Watkins,
Transportation Planning Director
P.O. Box 270
Jefferson City, MO 65102-0270
Tel.: 573-526-1374
Fax: 573-526-8052

Southwest District

Ms. Becky Baltz, District Engineer
3025 East Kearney Street
P.O. Box 868
Springfield, MO 65801-0868
Tel.: 417-895-7600
Fax: 417-895-7711

Southeast District

Mr. Mark Shelton,
District Engineer
2675 North Main Street
P.O. Box 160
Sikeston, MO 63801-0160
Tel.: 573-472-5333
Fax: 573-472-5351

Regional Planning Commissions and Metropolitan Planning Organizations Contact Information

Boonslick Regional Planning Commission

Mr. Chad Eggen
Executive Director
111 Steinhagen
P.O. Box 429
Warrenton, MO 63383-0429
Tel.: 636-456-3473
Fax: 636-456-2329
Email: ceggen@boonslick.org

Bootheel Regional Planning and Economic Development Commission

Mr. David Blalock
Executive Director
105 E. North Main
Dexter, MO 63841-1770
Tel.: 573-614-5178
Fax: 573-614-5182
Email: david.blalock@nwcable.net

Capital Area Metropolitan Planning Organization

Ms. Janice McMillan
Director of Planning & Protective Services
City of Jefferson
320 East McCarty Street
Jefferson City, MO 65101-3198
Tel.: 573-634-6410
Fax: 573-634-6457
Email: jmcmillan@jeffcitymo.org

Columbia Area Transportation Study Organization

Mr. Tim Teddy
Director of Planning and Development
City of Columbia
701 East Broadway, City Building
P.O. Box 6015
Columbia, MO 65205-6015
Tel.: 573-874-7239
Fax: 573-874-7546
Email: tteddy@gocolumbiamo.org

East-West Gateway Council of Governments

Mr. Jim Wild
Executive Director
One Memorial Drive, Suite 1600
St. Louis, MO 63102-2451
Tel.: 314-421-4220
Fax: 314-421-6120
Email: Jim.Wild@ewgateway.org

Green Hills Regional Planning Commission

Mr. Randy Railsback
Executive Director
1104 Main Street
P.O. Box 28
Trenton, MO 64683-0028
Tel.: 660-359-5636
Fax: 660-359-3096
Email: randy@ghrpc.org

Harry S Truman Coordinating Council

Ms. Jill Cornett
Executive Director
800 E. Pennell
Carl Junction, MO 64834-9502
Tel.: 417-649-6400
Fax: 417-649-6409
Email: jcornett@hstcc.org

Joplin Area Transportation Study Organization

Mr. Troy Bolander
Planning & Community Development
Manager
City of Joplin
602 South Main Street
Joplin, MO 64801-2316
Tel.: 417-624-0820, ext. 510
Fax: 417-625-4738
Email: tbolande@joplinmo.org

Kaysinger Basin Regional Planning Commission

Ms. Elizabeth Van Winkle
Executive Director
221 N 2nd St.
Clinton, MO 64735
Tel.: 660-885-3393
Fax: 660-885-4166
Email: elizabeth@kaysinger.com

Regional Planning Commissions and Metropolitan Planning Organizations Contact Information

Lake of the Ozarks Council of Local Governments

Ms. Linda Conner
Executive Director
P.O. Box 3553
Camdenton, MO 65020-3553
Tel.: 573-346-5692
Fax: 573-346-9686
Email: Linda.Conner@loclg.org

Mark Twain Regional Council of Governments

Ms. Robin Simpson
Executive Director
42494 Delaware Lane
Perry, MO 63462-2129
Tel.: 573-565-2203
Fax: 573-565-2205
Email: simpsoncog@rallstech.com

Meramec Regional Planning Commission

Ms. Bonnie Prigge
Executive Director
4 Industrial Drive
St. James, MO 65559-1689
Tel.: 573-265-2993
Fax: 573-265-3550
Email: BPrigge@meramecregion.org

Mid-America Regional Council

Mr. David Warm
Executive Director
600 Broadway, Suite 200
Kansas City, MO 64105-1659
Tel.: 816-474-4240
Fax: 816-421-7758
Email: dwarm@marc.org

Mid-Missouri Regional Planning Commission

Mr. Edward Siegmund
Executive Director
206 E. Broadway
P.O. Box 140
Ashland, MO 65010-0140
Tel.: 573-657-9779
Fax: 573-657-2829
Email: edwardsiegmund@mnrpc.org

Mo-Kan Regional Council

Mr. Tom Bliss
Executive Director
224 N. 7th St.
St. Joseph, MO 64501-2309
Tel.: 816-233-3144
Fax: 816-233-8498
Email: tom@mo-kan.org

Northeast Missouri Regional Planning Commission

Mr. David Davison
Executive Director
121 S. Cecil Street
P.O. Box 248
Memphis, MO 63555-0248
Tel.: 660-465-7281
Fax: 660-465-7163
Email: davedavison@nemorpc.org

Northwest Arkansas Regional Planning Commission

Mr. Jeff Hawkins
Executive Director
1311 Clayton Street
Springdale, AR 72762
Tel.: 479-751-7125
Fax: 479-751-7150
Email: jeff_1_hawkins@hotmail.com

Northwest Missouri Regional Council of Governments

Ms. Jackie Spainhower
Executive Director
114 West 3rd Street
Maryville, MO 64468-2237
Tel.: 660-582-5121
Fax: 660-582-7264
Email: jackie@nwmorcog.org

Regional Planning Commissions and Metropolitan Planning Organizations Contact Information

Ozark Foothills Regional Planning Commission

Ms. Felicity Ray
Executive Director
3019 Fair Street
Poplar Bluff, MO 63901-7044
Tel.: 573-785-6402
Fax: 573-686-5467
Email: felicity@ofrpc.org

Ozarks Transportation Organization

Ms. Sara Fields
Executive Director
2208 W. Chesterfield Blvd., Suite 101
Springfield, MO 65807
Tel.: 417-865-3042
Fax: 417-862-6013
Email: sfields@ozarkstransportation.org

Pioneer Trails Regional Planning Commission

Mr. Randy White
Executive Director
802 S. Gordon St., Room 102
P.O. Box 123
Concordia, MO 64020-0123
Tel.: 660-463-7934
Fax: 660-463-7944
Email: randy@trailsrpc.org

South Central Ozark Council of Governments

Mr. Johnny Murrell
Executive Director
4407 County Road 2340
P.O. Box 100
Pomona, MO 65789-0100
Tel.: 417-256-4226
Fax: 417-256-6188
Email: jmurrell@scocog.org

Southeast Metropolitan Planning Organization

Ms. Molly Hood
Executive Director
401 Independence
Cape Girardeau, MO 63703
Tel: 573-339-6327
Fax: 573-339-6303
Email: mhood@CityofCapeGirardeau.org

Southeast Missouri Regional Planning and Economic Development Commission

Mr. Chauncy Buchheit
Executive Director
1 West St. Joseph Street
P.O. Box 366
Perryville, MO 63775-0366
Tel: 573-547-8357
Fax: 573-547-7283
Email: cbuchheit@semorpc.org

Southwest Missouri Council of Governments

Ms. Diane May
Executive Director
901 S. National Avenue
Springfield, MO 65897-0027
Tel.: 417-836-6900
Fax: 417-836-4146
Email: dianemay@missouristate.edu

St. Joseph Area Transportation Study Organization

Mr. Andy Clements
Asst. Director of Public Works &
Transportation
City of St. Joseph, City Hall
1100 Frederick Avenue
St. Joseph, MO 64501-2377
Tel.: 816-271-4653
Fax: 816-271-5355
Email: aclements@ci.st-joseph.mo.us

Glossary of Acronyms

CAMPO	Capital Area Metropolitan Planning Organization
CATSO	Columbia Area Transportation Study Organization
CMAQ	Congestion Mitigation and Air Quality Improvement Program
CE	Construction Engineering
DED	Department of Economic Development
DEMO	Demonstration
EWGCOG	East-West Gateway Council of Governments
FAST	Fixing America's Surface Transportation Act of 2015
FFOS	Funding From Other Sources
FFY	Federal Fiscal Year (ex. October 2016 - September 2017)
FHWA	Federal Highway Administration
FTA	Federal Transit Administration
ITS	Intelligent Transportation System
JATSO	Joplin Area Transportation Study Organization
LRTP	Long-Range Transportation Plan
MAP-21	Moving Ahead for Progress in the 21st Century Act of 2012
MARC	Mid-America Regional Council
MPO	Metropolitan Planning Organization
NHFP	National Highway Freight Program
NHPP	National Highway Performance Program
NWARPC	Northwest Arkansas Regional Planning Commission
OTO	Ozarks Transportation Organization
PE	Preliminary Engineering
R/W	Right of Way
SAFETEA-LU	Safe, Accountable, Flexible, Efficient Transportation Equity Act: A Legacy for Users of 2005
SEMPO	Southeast Metropolitan Planning Organization
SFY	State Fiscal Year (ex. July 2016 - June 2017)
SJATSO	St. Joseph Area Transportation Study Organization
STIP	Statewide Transportation Improvement Program
STP	Surface Transportation Block Grant Program
TEA-21	Transportation Efficiency Act for the Twenty-first Century of 1998
TIP	Transportation Improvement Program
TMA	Transportation Management Area



2017 - 2021 Scoping and Design Projects

				STATE FISCAL YEAR PROJECT BUDGETING (ENGINEERING)		
				Prior Prog.	7/2016- 6/2017	7/2017- 6/2021
County: Andrew Route: IS 29 Anticipated Federal Category: NHPP	Job No: 113109	Scoping for bridge improvements over Hopkins Creek, 0.2 mile south of Rte. T near Amazonia. Project involves twin bridges A1293 in the northbound and southbound lanes.	Fed 3 State 1 Local 0 Future Cost: 1,001 - 2,000	3	3	1
County: Andrew Route: RT DD Anticipated Federal Category: S.T.P.	Job No: 153171	Scoping for pavement improvements from Rte. T, in Savannah, to Rte. 59 in St. Joseph.	Fed 3 State 0 Local 0 Future Cost: 301 - 1,000	0	2	1
County: Atchison Route: IS 29 Anticipated Federal Category: NHPP	Job No: 113110	Scoping for bridge improvements over the Nishnabotna River, 1 mile south of the Iowa State line. Involves twin bridges A2369 in the northbound and the southbound lanes.	Fed 3 State 1 Local 0 Future Cost: 1,001 - 2,000	3	3	1
County: Buchanan Route: IS 229 Anticipated Federal Category: NHPP	Job No: 110904	Scoping for pavement improvements from Rte. 371 (22nd Street) to I-29 in St. Joseph.	Fed 3 State 0 Local 0 Future Cost: 1,001 - 2,000	5	2	1
County: Buchanan Route: IS 229 Anticipated Federal Category: NHPP	Job No: 113053	Scoping for bridge improvements on I-229 viaduct in downtown St. Joseph. Project involves twin bridges A2225.	Fed 8 State 2 Local 0 Future Cost: 10,001 - 15,000	15	5	5
				Federal Oversight		
County: Buchanan Route: RT AC Anticipated Federal Category: S.T.P.	Job No: 153030	Scoping for bridge and intersection improvements at Rte. 36 intersection in St. Joseph. Project involves bridge A2822.	Fed 8 State 2 Local 0 Future Cost: 2,001 - 5,000	12	5	5
County: Caldwell Route: US 36 Anticipated Federal Category: NHPP	Job No: 1P3165	Scoping for pavement improvements from Rte. 13 to the Livingston County line, near Hamilton. Westbound lanes only.	Fed 3 State 0 Local 0 Future Cost: 2,001 - 5,000	0	2	1



2017 - 2021 Scoping and Design Projects

						STATE FISCAL YEAR PROJECT BUDGETING (ENGINEERING)		
						Prior Prog.	7/2016- 6/2017	7/2017- 6/2021
County: Carroll Route: RT Z Anticipated Federal Category: NHPP	Job No: 2S2185	Scoping for bridge improvements over Tater Hill Creek, 1.1 miles north of Rte. 65. Project involves bridge T0267.	Fed 3	State 0	Local 0 Future Cost: 301 - 1,000	20	2	1
County: Chariton Route: MO 129 Anticipated Federal Category: S.T.P.	Job No: 1S3170	Scoping for pavement improvements from Rte. 36 to Rte. 24 in Salisbury.	Fed 3	State 0	Local 0 Future Cost: 1,001 - 2,000	0	2	1
County: Chariton Route: MO 139 Anticipated Federal Category: NHPP	Job No: 1S3157	Scoping for bridge improvements over Grand River Overflow, 1.6 miles west of Rte. EE near Sumner. Project involves bridge R0420.	Fed 3	State 1	Local 0 Future Cost: 1,001 - 2,000	0	3	1
County: Chariton Route: MO 5 Anticipated Federal Category: S.T.P.	Job No: 1P3024	Scoping for pavement improvements from Marceline to Rte. 24 in Keytesville.	Fed 3	State 0	Local 0 Future Cost: 2,001 - 5,000	35	2	1
County: Daviess Route: MO 190 Anticipated Federal Category: NHPP	Job No: 1S3159	Scoping for bridge improvements over Clear Creek, 0.3 mile east of Rte. V near Lock Springs. Project involves bridge S0442.	Fed 3	State 1	Local 0 Future Cost: 301 - 1,000	0	3	1
County: Dekalb Route: US 36 Anticipated Federal Category: NHPP	Job No: 1P3145	Scoping for intersection improvements at I-35, and at Bob Griffin Road in Cameron.	Fed 8	State 2	Local 0 Future Cost: 5,001 - 10,000	0	5	5
County: Dekalb Route: RT A Anticipated Federal Category: NHPP	Job No: 1S3136	Scoping for bridge improvements over Lost Creek, 0.5 mile south of Rte. W near Maysville. Involves bridge A1378.	Fed 14	State 3	Local 0 Future Cost: 301 - 1,000	0	2	15
County: Gentry Route: US 169 Anticipated Federal Category: NHPP	Job No: 1P3106	Scoping for bridge improvements over Middle Fork Grand River, 0.6 mile east of Rte. YY near Gentry. Project involves bridge A0729.	Fed 14	State 3	Local 0 Future Cost: 301 - 1,000	3	2	15



2017 - 2021 Scoping and Design Projects

						STATE FISCAL YEAR PROJECT BUDGETING (ENGINEERING)		
						Prior Prog.	7/2016- 6/2017	7/2017- 6/2021
County: Grundy Route: MO 6 Anticipated Federal Category: NHPP	Job No: 1P3144	Scoping for resurface driving lanes and improvements to pedestrian ramps in Trenton from west city limits to Rte. 65.	Fed 8	State 2	Local 0	0	5	5
Future Cost: 301 - 1,000								
County: Harrison Route: IS 35 Anticipated Federal Category: NHPP	Job No: 110914	Scoping for pavement improvements from Rte. 136 to Rte. C.	Fed 5	State 1	Local 0	5	5	1
Future Cost: 5,001 - 10,000								
County: Harrison Route: IS 35 Anticipated Federal Category: NHPP	Job No: 113169	Scoping for pavement improvements from Iowa State line to Rte. N at Eagleville.	Fed 5	State 1	Local 0	0	5	1
Future Cost: 2,001 - 5,000								
County: Harrison Route: RT P Anticipated Federal Category: NHPP	Job No: 1S3158	Scoping for bridge improvements over White Oak Creek, 0.4 mile west of Rte. TT near McFall. Project involves bridge P0576.	Fed 3	State 1	Local 0	0	3	1
Future Cost: 301 - 1,000								
County: Holt Route: RT B Anticipated Federal Category: NHPP	Job No: 1S3061	Scoping for bridge improvements over I-29 near Oregon. Project involves bridge A1834.	Fed 3	State 1	Local 0	6	3	1
Future Cost: 301 - 1,000								
County: Holt Route: RT H Anticipated Federal Category: NHPP	Job No: 1S3162	Scoping for bridge improvements over Nichols Creek, 0.3 mile east of Rte. B, near Oregon. Project involves bridge P0997.	Fed 3	State 1	Local 0	0	3	1
Future Cost: 301 - 1,000								
County: Holt Route: RT T Anticipated Federal Category: NHPP	Job No: 1S3062	Scoping for bridge improvements over Mill Creek, 1.8 miles south of Rte. 111 near Forest City. Project involves bridge N0811.	Fed 3	State 1	Local 0	6	3	1
Future Cost: 301 - 1,000								
County: Holt Route: RT T Anticipated Federal Category: NHPP	Job No: 1S3070	Scoping for bridge improvements over Spring Creek, 0.5 mile south of Rte. O near Oregon. Project involves bridge R0223.	Fed 3	State 1	Local 0	6	3	1
Future Cost: 301 - 1,000								



2017 - 2021 Scoping and Design Projects

						STATE FISCAL YEAR PROJECT BUDGETING (ENGINEERING)		
						Prior Prog.	7/2016- 6/2017	7/2017- 6/2021
County: Holt Route: RT T Anticipated Federal Category: NHPP	Job No: 1S3071	Scoping for bridge improvements over Easter Creek, 0.8 mile north of Rte. U near Oregon. Project involves bridge R0224.	Fed 3	State 1	Local 0	6	3	1
Future Cost: 301 - 1,000								
County: Livingston Route: MO 190 Anticipated Federal Category: NHPP	Job No: 1S3156	Scoping for bridge improvements over the Thompson River, 0.9 mile east of Rte. Y, near Chillicothe. Project involves bridge A1376.	Fed 3	State 1	Local 0	0	3	1
Future Cost: 2,001 - 5,000								
County: Livingston Route: US 65 Anticipated Federal Category: NHPP	Job No: 1P3114	Scoping for bridge improvements over the Grand River, 1.3 miles south of Rte. 36 near Chillicothe. Project involves bridge A1249.	Fed 3	State 1	Local 0	3	3	1
Future Cost: 2,001 - 5,000								
County: Mercer Route: RT BB Anticipated Federal Category: NHPP	Job No: 1S3161	Scoping for bridge improvements over Branch of Weldon Fork Creek, 3.5 miles west of Rte. 65, near Mercer. Project involves bridge N0855.	Fed 3	State 1	Local 0	0	3	1
Future Cost: 301 - 1,000								
County: Nodaway Route: US 136 Anticipated Federal Category: NHPP	Job No: 1P3107	Scoping for bridge improvements over Mazingo Creek, 1 mile east of Rte. F near Maryville. Project involves bridge H0512.	Fed 3	State 1	Local 0	3	3	1
Future Cost: 301 - 1,000								
County: Nodaway Route: US 136 Anticipated Federal Category: NHPP	Job No: 1P3160	Scoping for bridge improvements over Long Branch, 1.2 miles west of Rte. E, near Ravenwood. Project involves bridge H0513.	Fed 3	State 1	Local 0	0	3	1
Future Cost: 301 - 1,000								
County: Putnam Route: MO 129 Anticipated Federal Category: S.T.P.	Job No: 1P3168	Scoping for pavement improvements from Rte. 136 to Rte. 6 in Green City.	Fed 3	State 0	Local 0	0	2	1
Future Cost: 1,001 - 2,000								



2017 - 2021 Scoping and Design Projects

						STATE FISCAL YEAR PROJECT BUDGETING (ENGINEERING)							
						Prior Prog.	7/2016- 6/2017	7/2017- 6/2021					
County: Putnam Route: MO 5 Anticipated Federal Category: S.T.P.	Job No: 1P3073	Scoping to improve pavement condition from Rte. 136, at Unionville, to Rte. 6 near Milan.		Fed 3	State 0	Local 0	8	2	1				
						Future Cost: 2,001 - 5,000							
County: Putnam Route: RT Y Anticipated Federal Category: NHPP	Job No: 1S3163	Scoping for bridge improvements over North Blackbird Creek, 2.6 miles south of Rte. 129 near Unionville. Project involves bridge P0834.		Fed 3	State 1	Local 0	0	3	1				
						Future Cost: 301 - 1,000							
County: Sullivan Route: RT M Anticipated Federal Category: S.T.P.	Job No: 1S3167	Scoping for pavement improvements from Rte. 0 to Rte. 11 in Brookfield.		Fed 3	State 0	Local 0	0	2	1				
						Future Cost: 1,001 - 2,000							
County: Sullivan Route: RT N Anticipated Federal Category: NHPP	Job No: 1S3164	Scoping for bridge improvements over East Locust Creek 1.5, miles east of Rte. 5 near Milan. Project involves bridge A1958.		Fed 3	State 1	Local 0	0	3	1				
						Future Cost: 1,001 - 2,000							
County: Worth Route: MO 46 Anticipated Federal Category: S.T.P.	Job No: 1S3172	Scoping for pavement improvements from Rte. 246 to Rte. 169 in Grant City.		Fed 3	State 0	Local 0	0	2	1				
						Future Cost: 2,001 - 5,000							
						AC-State 0	Fed 151	State 33	Local 0	District Engineering Total:	139	105	79



2017 - 2021 Scoping and Design Projects

Transportation Planning

P.O. Box 270
Jefferson City, MO 65102

	2017	2018	2019	2020	2021
State	23	10	0	0	0
AC-State	0	0	0	0	0
Local	0	0	0	0	0
Sub-total State	23	10	0	0	0
Federal					
Sub-total Federal	82	69	0	0	0
Grand Total	105	79	0	0	0



2017 - 2021 Scoping and Design Projects

				STATE FISCAL YEAR PROJECT BUDGETING (ENGINEERING)		
				Prior Prog.	7/2016- 6/2017	7/2017- 6/2021
County: Adair Route: MO 11 Anticipated Federal Category: NHPP	Job No: 2S0413	Scoping for bridge improvements Over Steer Creek 4.7 miles east of Rte. 63 near Kirksville. Project involves bridge S0568.	Fed 8 State 2 Local 0 Future Cost: 301 - 1,000	0	5	5
County: Adair Route: MO 149 Anticipated Federal Category: NHPP	Job No: 2S0416	Scoping for bridge improvements over Shuteye Creek 3.0 miles south of Rte. D near Novinger. Project involves bridge S0053.	Fed 8 State 2 Local 0 Future Cost: 301 - 1,000	0	5	5
County: Adair Route: BU 63 Anticipated Federal Category: NHPP	Job No: 2P2215	Scoping for pavement improvements from Rte. 6 west junction to 0.2 mile north of Rte. 11 east junction in Kirksville.	Fed 12 State 3 Local 0 Future Cost: 1,001 - 2,000	16	10	5
County: Audrain Route: MO 15 Anticipated Federal Category: S.T.P.	Job No: 2S3126	Scoping for pavement improvements on Rte. 15 from 1.1 miles north of Rte. 22 to Bus. 54 and on Rte. 22 from Morris Street to Rte. 15 in Mexico.	Fed 16 State 4 Local 0 Future Cost: 2,001 - 5,000	0	10	10
				Federal Oversight		
County: Audrain Route: MO 19 Anticipated Federal Category: NHPP	Job No: 2P3153	Scoping for pavement improvements from 0.2 mile north of Rte. J to 0.1 mile south of Rte. BB near Laddonia.	Fed 4 State 0 Local 0 Future Cost: 2,001 - 5,000	0	2	2
County: Audrain Route: MO 22 Anticipated Federal Category: NHPP	Job No: 2P3150	Scoping for bridge improvements over KCS Railway 0.2 mile west of Rte. 151 west junction, near Sturgeon. Project involves bridge K0672.	Fed 12 State 3 Local 0 Future Cost: 1,001 - 2,000	0	10	5
County: Audrain Route: BU 54 Anticipated Federal Category: S.T.P.	Job No: 2P3152	Scoping for pavement improvements from Rtes. 15 and 22 intersection to Rte. J in Mexico.	Fed 8 State 2 Local 0 Future Cost: 301 - 1,000	0	5	5



2017 - 2021 Scoping and Design Projects

				STATE FISCAL YEAR PROJECT BUDGETING (ENGINEERING)		
				Prior Prog.	7/2016- 6/2017	7/2017- 6/2021
County: Audrain Route: US 54 Anticipated Federal Category: Safety	Job No: 2P3156	Scoping for intersection improvements at Rte. 19 north junction (Basinger Corner), north of Laddonia.	Fed 18 State 2 Local 0 Future Cost: 2,001 - 5,000	0	10	10
County: Audrain Route: US 54 Anticipated Federal Category: Safety	Job No: 2P3157	Scoping for intersection improvements at Rte. 19 south junction (Scott's Corner), south of Laddonia.	Fed 18 State 2 Local 0 Future Cost: 2,001 - 5,000	0	10	10
County: Audrain Route: RT J Anticipated Federal Category: NHPP	Job No: 2S3071	Scoping for bridge improvements over Mid Lick Creek 1.2 miles west of Rte. 19 near Laddonia. Project involves bridge A0217.	Fed 12 State 3 Local 0 Future Cost: 301 - 1,000	0	10	5
County: Clark Route: US 61 Anticipated Federal Category: NHPP	Job No: 2P3151	Scoping for pavement improvements on southbound lanes from Fox River to 1.2 miles north of Rte. B in Lewis County near Canton (Seven disconnected sections).	Fed 4 State 2 Local 0 Future Cost: 2,001 - 5,000	0	3	3
County: Knox Route: MO 15 Anticipated Federal Category: S.T.P.	Job No: 2P3103	Scoping for pavement improvements from Rte. 6 north junction at Edina to Rte. 168 at Shelbyville (Shelby Co.).	Fed 4 State 0 Local 0 Future Cost: 2,001 - 5,000	2	2	2
County: Knox Route: MO 156 Anticipated Federal Category: NHPP	Job No: 2S3146	Scoping for bridge improvements over North River 0.3 mile west of Rte. 15 near Novelty. Project involves bridge S0119.	Fed 8 State 2 Local 0 Future Cost: 301 - 1,000	0	5	5
County: Lewis Route: RT C Anticipated Federal Category: NHPP	Job No: 2S3148	Scoping for bridge improvements over Durgen Creek 1.0 mile west of Rte. P near LaGrange. Project involves bridge T0808.	Fed 12 State 3 Local 0 Future Cost: 301 - 1,000	0	10	5
County: Lincoln Route: MO 47 Anticipated Federal Category: S.T.P.	Job No: 2P3014	Scoping for pavement and shoulder improvements from 0.3 mile west of Rtes. H and J in Troy to Rtes. A and D in Hawk Point.	Fed 4 State 0 Local 0 Future Cost: 5,001 - 10,000	14	2	2



2017 - 2021 Scoping and Design Projects

						STATE FISCAL YEAR PROJECT BUDGETING (ENGINEERING)		
						Prior Prog.	7/2016- 6/2017	7/2017- 6/2021
County: Lincoln Route: MO 47 Anticipated Federal Category: S.T.P.	Job No: 2P3043	Scoping for interchange improvements at Rte. 61 in Troy. Project involves bridge A2604.	Fed 16	State 4	Local 0	0	10	10
Future Cost: 5,001 - 10,000								
County: Macon Route: US 63 Anticipated Federal Category: NHPP	Job No: 2P3042	Scoping for interchange improvements at Rte. 36 in Macon.	Fed 8	State 2	Local 0	6	5	5
Future Cost: 301 - 1,000								
County: Macon Route: RT D Anticipated Federal Category: S.T.P.	Job No: 2S2168	Scoping for bridge improvements over BNSF Railway in La Plata. Project involves bridge K0516.	Fed 12	State 3	Local 0	20	10	5
Future Cost: 1,001 - 2,000								
County: Macon Route: RT O Anticipated Federal Category: S.T.P.	Job No: 2S3155	Scoping for pavement improvements from 0.3 mile north of Rte. 36 interchange to south ramps at interchange at Bevier.	Fed 4	State 0	Local 0	0	2	2
Future Cost: 1 - 300								
County: Monroe Route: RT M Anticipated Federal Category: NHPP	Job No: 2S3147	Scoping for bridge improvements over Milligan Creek 0.9 mile west of Rte. Y near Middle Grove. Project involves bridge T0382.	Fed 12	State 3	Local 0	0	10	5
Future Cost: 301 - 1,000								
County: Montgomery Route: MO 19 Anticipated Federal Category: NHPP	Job No: 2P3090	Scoping for bridge improvements over I-70 near New Florence. Project involves bridge A0986.	Fed 12	State 3	Local 0	2	10	5
Future Cost: 1,001 - 2,000								
County: Pike Route: US 54 Anticipated Federal Category: NHPP	Job No: 3P2209	Environmental Assessment and location study for Champ Clark Bridge over Mississippi River at Louisiana. Project involves bridge K0932. Design/Build project.	Fed 4	State 1	Local 0	275	5	0
Future Cost: 0								
Federal Oversight								
County: Randolph Route: BU 63 Anticipated Federal Category: S.T.P.	Job No: 2P2214	Scoping for pavement improvements from south of Rte. 63 to south of Rte. EE in Moberly.	Fed 12	State 3	Local 0	13	10	5
Future Cost: 301 - 1,000								



2017 - 2021 Scoping and Design Projects

						STATE FISCAL YEAR PROJECT BUDGETING (ENGINEERING)					
						Prior Prog.	7/2016- 6/2017	7/2017- 6/2021			
County: Schuyler Route: US 136 Anticipated Federal Category: NHPP	Job No: 2P0791	Scoping for bridge improvements over abandoned railway 1.2 miles west of Rte. 63 near Lancaster. Project involves bridge A0116.				Fed 8	State 2	Local 0	15	5	5
						Future Cost: 301 - 1,000					
County: Scotland Route: MO 15 Anticipated Federal Category: NHPP	Job No: 2P3089	Scoping for bridge improvements over Wyaconda River 0.1 mile south of Rte. BB near Memphis. Project involves bridge H0857.				Fed 12	State 3	Local 0	2	10	5
						Future Cost: 301 - 1,000					
County: Shelby Route: MO 15 Anticipated Federal Category: S.T.P.	Job No: 2P3104	Scoping for pavement improvements from Rte. 168 at Shelbyville to just north of Rte. 36 at Shelbina.				Fed 4	State 0	Local 0	2	2	2
						Future Cost: 2,001 - 5,000					
County: Shelby Route: RT K Anticipated Federal Category: NHPP	Job No: 2S3149	Scoping for bridge improvements over Black Creek 1.1 miles west of Rte. 15 near Shelbyville. Project involves bridge P0238.				Fed 12	State 3	Local 0	0	10	5
						Future Cost: 301 - 1,000					
						AC-State 0	Fed 264	State 57	Local 0	District Engineering Total:	
									367	188	133



2017 - 2021 Scoping and Design Projects

Transportation Planning

P.O. Box 270
Jefferson City, MO 65102

	2017	2018	2019	2020	2021
State	34	23	0	0	0
AC-State	0	0	0	0	0
Local	0	0	0	0	0
Sub-total State	34	23	0	0	0
Federal					
Sub-total Federal	154	110	0	0	0
Grand Total	188	133	0	0	0



2017 - 2021 Scoping and Design Projects

						STATE FISCAL YEAR PROJECT BUDGETING (ENGINEERING)		
						Prior Prog.	7/2016- 6/2017	7/2017- 6/2021
County: Johnson Route: MO 23 Anticipated Federal Category: State	Job No: 353076	Scoping for intersection improvements at Whiteman AFB entrance in Knob Noster.	Fed 0	State 30	Local 0 Future Cost: 301 - 1,000	0	15	15
County: Johnson Route: MO 23 Anticipated Federal Category: State	Job No: 353087	Scoping for pavement improvements from Rte. DD to Rte. 2.	Fed 0	State 8	Local 0 Future Cost: 2,001 - 5,000	0	2	6
County: Johnson Route: US 50 Anticipated Federal Category: NHPP	Job No: 3P3074	Scoping for bridge improvements at Business 13/Maguire Street in Warrensburg. Project involves bridge A0143.	Fed 24	State 6	Local 0 Future Cost: 2,001 - 5,000	0	10	20
County: Johnson Route: US 50 Anticipated Federal Category: Safety	Job No: 3P3077	Scoping for safety and intersection improvements at Rte. 131.	Fed 21	State 4	Local 0 Future Cost: 1,001 - 2,000	0	5	20
County: Johnson Route: US 50 Anticipated Federal Category: NHPP	Job No: 3P3095	Scoping for bridge improvements over UP RR east of Knob Noster. Project involves bridge L0801.	Fed 16	State 4	Local 0 Future Cost: 1,001 - 2,000	0	5	15
County: Johnson Route: RT E Anticipated Federal Category: NHPP	Job No: 353082	Scoping for bridge improvements at Black Jack Creek. Project involves bridge T0819.	Fed 8	State 0	Local 0 Future Cost: 301 - 1,000	0	2	6
County: Johnson Route: RT W Anticipated Federal Category: NHPP	Job No: 353094	Scoping for bridge improvements at Blackwater River. Project involves bridge P0544.	Fed 8	State 0	Local 0 Future Cost: 301 - 1,000	0	2	6
County: Lafayette Route: MO 13 Anticipated Federal Category: NHPP	Job No: 4P2333	Scoping for roadway improvements from I-70 in Higginsville to the Warrensburg north loop.	Fed 8	State 1	Local 0 Future Cost: 25,001 - 50,000	61	5	4
County: Lafayette Route: MO 131 Anticipated Federal Category: Safety	Job No: 353083	Scoping for safety improvements from Odessa south city limits to Rte. 50.	Fed 21	State 4	Local 0 Future Cost: 2,001 - 5,000	0	10	15



2017 - 2021 Scoping and Design Projects

				STATE FISCAL YEAR PROJECT BUDGETING (ENGINEERING)					
				Prior Prog.	7/2016- 6/2017	7/2017- 6/2021			
County: Lafayette Route: IS 70 Anticipated Federal Category: NHPP	Job No: 3I3075	Scoping for bridge and operational improvements at Rte. 131 in Odessa. Project involves bridge A0057.	Fed 36	State 4	Local 0	Future Cost: 2,001 - 5,000	0	10	30
County: Pettis Route: US 50 Anticipated Federal Category: NHPP	Job No: 3P3073	Scoping for intersection improvements at Main Street in Sedalia.	Fed 26	State 6	Local 0	Future Cost: 301 - 1,000	0	5	27
County: Pettis Route: US 50 Anticipated Federal Category: Safety	Job No: 3P3078	Scoping for safety and intersection improvements at Rte. 127.	Fed 36	State 4	Local 0	Future Cost: 1,001 - 2,000	0	10	30
County: Pettis Route: US 50 Anticipated Federal Category: NHPP	Job No: 3P3080	Scoping for pavement rehabilitation project from Sedalia Sub RR line east to Morgan County.	Fed 8	State 0	Local 0	Future Cost: 1,001 - 2,000	0	2	6
County: Pettis Route: US 50 Anticipated Federal Category: NHPP	Job No: 5P0626	Scoping for future corridor improvements from Sedalia to west of Syracuse.	Fed 8	State 0	Local 0	Future Cost: 25,001 - 50,000	187	2	6
						Federal Oversight			
County: Pettis Route: US 65 Anticipated Federal Category: NHPP	Job No: 3P3086	Scoping for pavement improvements from Saline County line to Route H.	Fed 8	State 0	Local 0	Future Cost: 5,001 - 10,000	0	2	6
County: Pettis Route: RT O Anticipated Federal Category: NHPP	Job No: 3S3090	Scoping for bridge improvements at Muddy Creek. Project involves bridge X0861.	Fed 8	State 0	Local 0	Future Cost: 301 - 1,000	0	2	6
County: Ray Route: RT J Anticipated Federal Category: NHPP	Job No: 3S3089	Scoping for bridge improvements at Crooked River. Project involves bridge A2688.	Fed 8	State 0	Local 0	Future Cost: 301 - 1,000	0	2	6



2017 - 2021 Scoping and Design Projects

					STATE FISCAL YEAR PROJECT BUDGETING (ENGINEERING)						
					Prior Prog.	7/2016- 6/2017	7/2017- 6/2021				
County: Saline Route: MO 122 Anticipated Federal Category: NHPP	Job No: 353091	Scoping for bridge improvements at Muddy Creek. Project involves bridge T0576.	Fed 8	State 0	Local 0 Future Cost: 301 - 1,000	0	2	6			
County: Saline Route: MO 41 Anticipated Federal Category: NHPP	Job No: 3P3092	Scoping for bridge improvements at Muddy Creek. Project involves bridge H0920.	Fed 8	State 0	Local 0 Future Cost: 301 - 1,000	0	2	6			
County: Saline Route: MO 41 Anticipated Federal Category: NHPP	Job No: 3P3093	Scoping for bridge improvements over Rte. O and Railroad. Project involves bridge A2875.	Fed 8	State 0	Local 0 Future Cost: 1,001 - 2,000	0	2	6			
County: Saline Route: IS 70 Anticipated Federal Category: NHPP	Job No: 3I3046	Scoping for pavement improvements from Rte. Y to the Blackwater River Bridge.	Fed 16	State 4	Local 0 Future Cost: 5,001 - 10,000	5	5	15			
County: Various Route: Various Anticipated Federal Category: S.T.P.	Job No: 3P3069	Scoping for signal improvements at various locations in the rural Kansas City District.	Fed 20	State 5	Local 0 Future Cost: 1 - 300	0	10	15			
County: Various Route: Various Anticipated Federal Category: Safety	Job No: 3P3085	Scoping for safety improvements at various locations in the rural Kansas City District.	Fed 36	State 4	Local 0 Future Cost: 301 - 1,000	0	10	30			
County: Various Route: Various Anticipated Federal Category: NHPP	Job No: 3P3096	Scoping for bridge improvements at various locations in the rural Kansas City District.	Fed 20	State 5	Local 0 Future Cost: 301 - 1,000	0	5	20			
County: Various Route: Various Anticipated Federal Category: NHPP	Job No: 3P3097	Scoping for bridge improvements at various locations in the rural Kansas City District.	Fed 6	State 0	Local 0 Future Cost: 301 - 1,000	0	2	4			
					AC-State 0	Fed 366	State 89	Local 0	District Engineering Total: 253	129	326



2017 - 2021 Scoping and Design Projects

Transportation Planning

P.O. Box 270
Jefferson City, MO 65102

	2017	2018	2019	2020	2021
State	31	28	17	11	2
AC-State	0	0	0	0	0
Local	0	0	0	0	0
Sub-total State	31	28	17	11	2
Federal					
Sub-total Federal	98	108	81	71	8
Grand Total	129	136	98	82	10



2017 - 2021 Scoping and Design Projects

				STATE FISCAL YEAR PROJECT BUDGETING (ENGINEERING)				
				Prior Prog.	7/2016- 6/2017	7/2017- 6/2021		
County: Cass Route: IS 49 Anticipated Federal Category: NHPP	Job No: 412291	Scoping for capacity improvements from 155th Street to North Cass Parkway in Belton.	Fed 16	State 4	Local 0 Future Cost: 25,001 - 50,000 Federal Oversight	77	5	15
County: Cass Route: IS 49 Anticipated Federal Category: NHPP	Job No: 413129	Scoping for interchange improvements at Rte. 58 in Belton.	Fed 24	State 6	Local 0 Future Cost: 15,001 - 25,000	50	10	20
County: Clay Route: MO 1 Anticipated Federal Category: State	Job No: 453205	Scoping for intersection improvements at Parvin Rd. in Kansas City.	Fed 0	State 25	Local 0 Future Cost: 301 - 1,000	0	5	20
County: Clay Route: US 169 Anticipated Federal Category: State	Job No: 4P3215	Scoping for pavement improvement from Commercial Ave. to south of Barry Road.	Fed 0	State 8	Local 0 Future Cost: 2,001 - 5,000	0	2	6
County: Clay Route: US 169 Anticipated Federal Category: NHPP	Job No: 453165	Environmental Study for Broadway Bridge over the Missouri River and I-70 North Loop. Project involves the bridge A4649.	Fed 16	State 4	Local 0 Future Cost: 0	0	10	10
County: Clay Route: IS 29 Anticipated Federal Category: NHPP	Job No: 413087	Scoping for operational corridor improvements from I-635 to Rt. 210 in Kansas City. Includes I-35 from I-435 to Rt. 210 in Kansas City.	Fed 36	State 4	Local 0 Future Cost: 25,001 - 50,000 Federal Oversight	217	10	30
County: Clay Route: MO 291 Anticipated Federal Category: State	Job No: 4P3203	Scoping for intersection improvements at Kansas St. in Liberty.	Fed 0	State 40	Local 0 Future Cost: 2,001 - 5,000	0	10	30
County: Clay Route: MO 33 Anticipated Federal Category: State	Job No: 453204	Scoping for intersection improvements at 162nd St in Kearney.	Fed 0	State 6	Local 0 Future Cost: 1 - 300	0	2	4



2017 - 2021 Scoping and Design Projects

						STATE FISCAL YEAR PROJECT BUDGETING (ENGINEERING)		
						Prior Prog.	7/2016- 6/2017	7/2017- 6/2021
County: Clay Route: IS 35 Anticipated Federal Category: NHPP	Job No: 4I2006	Scoping to determine need for interchange south of Rte. 92 at 19th Street in Kearney.	Fed 18	State 2	Local 0	21	10	10
Future Cost: 10,001 - 15,000 Federal Oversight								
County: Clay Route: IS 35 Anticipated Federal Category: NHPP	Job No: 4I3219	Scoping for bridge improvements at 128th Street. Project involves bridge R0476.	Fed 10	State 0	Local 0	0	2	8
Future Cost: 301 - 1,000								
County: Clay Route: IS 435 Anticipated Federal Category: NHPP	Job No: 4I3189	Scoping for bridge improvements at the Missouri River. Project involves twin bridge A0767.	Fed 32	State 8	Local 0	0	10	30
Future Cost: 75,001 - 100,000								
County: Clay Route: MO 92 Anticipated Federal Category: Safety	Job No: 4P3213	Scoping for safety improvements from Commercial Avenue to Excelsior Springs City limit.	Fed 21	State 4	Local 0	0	10	15
Future Cost: 2,001 - 5,000								
County: Clay Route: RT DD Anticipated Federal Category: NHPP	Job No: 4S3220	Scoping for bridge improvements at Willkerson Cr. Project involves bridge R0269.	Fed 10	State 0	Local 0	0	2	8
Future Cost: 1 - 300								
County: Jackson Route: MO 150 Anticipated Federal Category: State	Job No: 4S3201	Scoping for signal improvements at Arborlake Dr. in Lee's Summit.	Fed 0	State 75	Local 0	0	65	10
Future Cost: 301 - 1,000								
County: Jackson Route: US 24 Anticipated Federal Category: NHPP	Job No: 4P3015	Scoping for bridge improvements at the Union Pacific Railroad, Drainage Ditch and Fire Prairie Creek near Buckner. Project involves bridges J0806, J0807, J0810 and J0844.	Fed 24	State 6	Local 0	26	10	20
Future Cost: 2,001 - 5,000								
County: Jackson Route: IS 29 Anticipated Federal Category: NHPP	Job No: 4I3127	Scoping for pavement improvements from The Paseo to Eighth Street in Kansas City.	Fed 16	State 4	Local 0	5	5	15
Future Cost: 5,001 - 10,000								



2017 - 2021 Scoping and Design Projects

						STATE FISCAL YEAR PROJECT BUDGETING (ENGINEERING)		
						Prior Prog.	7/2016- 6/2017	7/2017- 6/2021
County: Jackson Route: IS 435 Anticipated Federal Category: NHPP	Job No: 4I3126	Scoping for pavement improvements from Rte. 78 to Raytown Road in Kansas City.	Fed 16	State 4	Local 0	5	5	15
						Future Cost: 5,001 - 10,000		
County: Jackson Route: IS 470 Anticipated Federal Category: NHPP	Job No: 4I3194	Scoping for bridge and operational improvements from Little Blue River in Independence to 39th Street in Independence. Project involves bridges A1340, A1349, A1347, A1346.	Fed 72	State 8	Local 0	0	20	60
						Future Cost: 25,001 - 50,000		
County: Jackson Route: IS 470 Anticipated Federal Category: NHPP	Job No: 4I3221	Scoping for bridge improvements at Hillcrest Dr. Project involves bridge A2199.	Fed 10	State 0	Local 0	0	2	8
						Future Cost: 301 - 1,000		
County: Jackson Route: IS 49 Anticipated Federal Category: NHPP	Job No: 4I3217	Scoping for bridge improvements at 140th Street. Project involves bridge A0119.	Fed 10	State 0	Local 0	0	2	8
						Future Cost: 1,001 - 2,000		
County: Jackson Route: OR 49 Anticipated Federal Category: NHPP	Job No: 4P2237	Scoping for the conversion of the outer roads of I-49 to two-way traffic on the east outer road from Rte. 150 to Blue Ridge Boulevard and on the west outer road from Blue Ridge Boulevard to 0.5 mile north of Rte. 150 in Grandview.	Fed 144	State 36	Local 0	965	120	60
						Future Cost: 25,001 - 50,000		
						Federal Oversight		
County: Jackson Route: US 50 Anticipated Federal Category: NHPP	Job No: 4P2336	Scoping for corridor Improvements from Chipman Road to Todd George Parkway in Lee's Summit.	Fed 12	State 3	Local 0	365	5	10
						Future Cost: 50,001 - 75,000		
						Federal Oversight		
County: Jackson Route: US 50 Anticipated Federal Category: NHPP	Job No: 4P3009	Scoping for bridge improvements at Chipman Road in Lee's Summit. Project involves bridges A3262 and A2482.	Fed 12	State 3	Local 0	22	5	10
						Future Cost: 1,001 - 2,000		



2017 - 2021 Scoping and Design Projects

						STATE FISCAL YEAR PROJECT BUDGETING (ENGINEERING)			
						Prior Prog.	7/2016- 6/2017	7/2017- 6/2021	
County: Jackson	Route: US 50	Job No: 4P3096B	Scoping for interchange improvements at 3rd Street in Lee's Summit.	Fed 0	State 15	Local 0	215	5	10
Anticipated Federal Category: State				Future Cost: 1,001 - 2,000					
County: Jackson	Route: US 50	Job No: 4P3196	Scoping for bridge and operational improvements at Rte. 291 North in Lee's Summit. Project involves bridge A1748.	Fed 192	State 48	Local 0	0	125	115
Anticipated Federal Category: NHPP				Future Cost: 15,001 - 25,000					
County: Jackson	Route: US 50	Job No: 4P3206	Scoping for safety and intersection improvements at Buckner-Tarsney Rd.	Fed 54	State 6	Local 0	0	10	50
Anticipated Federal Category: Safety				Future Cost: 1,001 - 2,000					
County: Jackson	Route: MO 7	Job No: 4S3167	Scoping for signal improvements at 8th Street/South Ave. in Blue Springs.	Fed 18	State 4	Local 0	0	11	11
Anticipated Federal Category: S.T.P.				Future Cost: 1 - 300					
County: Jackson	Route: MO 7	Job No: 4S3210	Scoping for pavement improvements from Victor Dr. to Wyatt Rd. in Blue Springs.	Fed 0	State 8	Local 0	0	2	6
Anticipated Federal Category: State				Future Cost: 1,001 - 2,000					
County: Jackson	Route: IS 70	Job No: 4I1486C	Second tier environmental impact statement from the downtown loop in Kansas City to west of the I-435 interchange.	Fed 18	State 2	Local 0	2,485	10	10
Anticipated Federal Category: NHPP				Future Cost: > 100,000					
						Federal Oversight			
County: Jackson	Route: IS 70	Job No: 4I2293	Scoping for capacity improvements from Rte. 7 in Blue Springs to Rte. F in Oak Grove.	Fed 12	State 3	Local 0	90	5	10
Anticipated Federal Category: NHPP				Future Cost: 50,001 - 75,000					
						Federal Oversight			



2017 - 2021 Scoping and Design Projects

						STATE FISCAL YEAR PROJECT BUDGETING (ENGINEERING)					
						Prior Prog.	7/2016- 6/2017	7/2017- 6/2021			
County: Jackson Route: IS 70 Anticipated Federal Category: NHPP	Job No: 413024	Scoping for bridge and operational improvements at Blue Ridge Boulevard/US 40 in Independence. Project involves bridge L0997.				Fed 36	State 4	Local 0	45	10	30
						Future Cost: 15,001 - 25,000					
						Federal Oversight					
County: Jackson Route: IS 70 Anticipated Federal Category: NHPP	Job No: 413125	Scoping for pavement improvements from the Kansas State line to Manchester Trafficway.				Fed 16	State 4	Local 0	5	5	15
						Future Cost: 5,001 - 10,000					
County: Jackson Route: IS 70 Anticipated Federal Category: NHPP	Job No: 413195	Scoping for corridor improvements from Blue Ridge Cutoff to I-470.				Fed 72	State 8	Local 0	0	20	60
						Future Cost: 25,001 - 50,000					
County: Jackson Route: IS 70 Anticipated Federal Category: NHPP	Job No: 413211	Scoping for bridge improvements at Union Pacific Railroad over I-70 in Independence.				Fed 36	State 4	Local 0	0	10	30
						Future Cost: 5,001 - 10,000					
County: Jackson Route: IS 70 Anticipated Federal Category: NHPP	Job No: 413222	Scoping for pavement improvements from Rte. 7 to Lafayette County line.				Fed 8	State 0	Local 0	0	2	6
						Future Cost: 5,001 - 10,000					
County: Jackson Route: US 71 Anticipated Federal Category: Safety	Job No: 453224	Scoping for safety improvements from Truman Rd. to I-470 in Kansas City.				Fed 18	State 2	Local 0	0	10	10
						Future Cost: 2,001 - 5,000					
County: Jackson Route: MO 78 Anticipated Federal Category: NHPP	Job No: 453218	Scoping for bridge improvements at Blue Ridge. Project involves bridge L0102.				Fed 8	State 0	Local 0	0	2	6
						Future Cost: 301 - 1,000					
County: Platte Route: IS 29 Anticipated Federal Category: NHPP	Job No: 413086	Scoping to improve interchange at Rte. 45 in Kansas City.				Fed 80	State 20	Local 0	145	75	25
						Future Cost: 1,001 - 2,000					
						Federal Oversight					



2017 - 2021 Scoping and Design Projects

						STATE FISCAL YEAR PROJECT BUDGETING (ENGINEERING)					
						Prior Prog.	7/2016- 6/2017	7/2017- 6/2021			
County: Platte Route: IS 29 Anticipated Federal Category: NHPP	Job No: 4I3197	Scoping for bridge improvements at MO 273. Project involves bridge A0108.				Fed 8	State 0	Local 0	0	2	6
						Future Cost: 1,001 - 2,000					
County: Platte Route: IS 29 Anticipated Federal Category: NHPP	Job No: 4I3200	Scoping to improve interchange at Route 92 in Platte City.				Fed 27	State 3	Local 0	0	10	20
						Future Cost: 301 - 1,000					
County: Platte Route: IS 29 Anticipated Federal Category: NHPP	Job No: 4I3216	Scoping for pavement improvements from Platte County line to Rte. 273.				Fed 8	State 0	Local 0	0	2	6
						Future Cost: 5,001 - 10,000					
County: Platte Route: MO 9 Anticipated Federal Category: State	Job No: 4S3202	Scoping for signal improvements at Mattox Rd. in Riverside.				Fed 0	State 95	Local 0	0	15	80
						Future Cost: 301 - 1,000					
County: Platte Route: MO 9 Anticipated Federal Category: State	Job No: 4S3223	Scoping for pavement improvements from Rte. FF to Rte. 45.				Fed 0	State 8	Local 0	0	2	6
						Future Cost: 1,001 - 2,000					
County: Various Route: Various Anticipated Federal Category: NHPP	Job No: 4P3093	Scoping for bridge improvements at various locations in the urban Kansas City District.				Fed 5	State 1	Local 0	50	5	1
						Future Cost: 2,001 - 5,000					
County: Various Route: Various Anticipated Federal Category: Safety	Job No: 4P3212	Scoping for safety improvements at various locations in the urban Kansas City District.				Fed 36	State 4	Local 0	0	10	30
						Future Cost: 301 - 1,000					
County: Various Route: Various Anticipated Federal Category: S.T.P.	Job No: 4P3214	Scoping for signal improvements at various locations in the urban Kansas City District.				Fed 16	State 4	Local 0	0	5	15
						Future Cost: 301 - 1,000					
						AC-State 0	Fed 1,167	State 493	Local 0	District Engineering Total:	
										4,788	680
										980	



2017 - 2021 Scoping and Design Projects

Transportation Planning

P.O. Box 270
Jefferson City, MO 65102

	2017	2018	2019	2020	2021
State	205	185	62	41	0
AC-State	0	0	0	0	0
Local	0	0	0	0	0
Sub-total State	205	185	62	41	0
Federal					
Sub-total Federal	475	371	177	136	8
Grand Total	680	556	239	177	8



2017 - 2021 Scoping and Design Projects

				STATE FISCAL YEAR PROJECT BUDGETING (ENGINEERING)					
				Prior Prog.	7/2016- 6/2017	7/2017- 6/2021			
County: Boone Route: US 63 Job No: 5P3195 Anticipated Federal Category: Safety	Scoping for intersection safety improvements from Rte. H to 1.1 mile north of Rte. 54 in Callaway County.			Fed 18	State 2	Local 0	0	10	10
				Future Cost: 2,001 - 5,000					
County: Boone Route: RP IS70W TO LP70W Job No: 5I3107 Anticipated Federal Category: NHPP	Scoping for bridge improvements over I-70 in Columbia. Project involves bridge L0928.			Fed 18	State 2	Local 0	10	10	10
				Future Cost: 2,001 - 5,000					
County: Boone Route: MO 740 Job No: 5S0636 Anticipated Federal Category: S.T.P.	Scoping for extension of corridor from Rte. 63 to I-70 at Lake of the Woods in Columbia. Potential Design/Build project.			Fed 16	State 4	Local 0	1,588	10	10
				Future Cost: 50,001 - 75,000					
				Federal Oversight					
County: Callaway Route: OR 70 Job No: 5S3055 Anticipated Federal Category: S.T.P.	Scoping for bridge improvements over Whetstone Creek east of Rte. Z. Project involves bridge G0701.			Fed 2	State 0	Local 0	33	1	1
				Future Cost: 301 - 1,000					
County: Camden Route: RT V Job No: 5S3051 Anticipated Federal Category: S.T.P.	Scoping for bridge improvements over Linn Creek in Linn Creek. Project involves bridge W0251.			Fed 2	State 0	Local 0	21	1	1
				Future Cost: 301 - 1,000					
County: Cole Route: RT B Job No: 5S2234 Anticipated Federal Category: Safety	Scoping for safety improvements at the intersection of Rte. M and Rte. W in Wardville.			Fed 8	State 2	Local 0	40	5	5
				Future Cost: 301 - 1,000					
County: Cooper Route: IS 70 Job No: 5I3136 Anticipated Federal Category: NHPP	Scoping for replacement of median drainage culverts in Cooper, Boone and Callaway Counties.			Fed 18	State 2	Local 0	371	10	10
				Future Cost: 2,001 - 5,000					
County: Gasconade Route: US 50 Job No: 5P3164 Anticipated Federal Category: NHPP	Scoping for scour mitigation at the Gasconade River near Mount Sterling. Project involves bridge A3878.			Fed 24	State 6	Local 0	15	15	15
				Future Cost: 301 - 1,000					



2017 - 2021 Scoping and Design Projects

				STATE FISCAL YEAR PROJECT BUDGETING (ENGINEERING)					
				Prior Prog.	7/2016- 6/2017	7/2017- 6/2021			
County: Gasconade Route: RTJ Anticipated Federal Category: NHPP	Job No: 5S3176	Scoping for bridge improvements over First Creek. Project involves bridge X0417.	Fed 96	State 24	Local 0	Future Cost: 301 - 1,000	7	40	80
County: Laclede Route: IS 44 Anticipated Federal Category: NHPP	Job No: 5I3182	Scoping for flood improvements at the Gasconade River in Laclede County and at the Little Piney River in Phelps County. Potential Design/Build project.	Fed 180	State 20	Local 0	Future Cost: 15,001 - 25,000	0	100	100
County: Laclede Route: IS 44 Anticipated Federal Category: NHPP	Job No: 5I3211	Scoping for pavement improvements on the EB and WB lanes from Webster County to Pulaski County.	Fed 123	State 14	Local 0	Future Cost: 15,001 - 25,000	0	40	97
County: Maries Route: US 63 Anticipated Federal Category: NHPP	Job No: 5P3114	Scoping for pavement improvements from north of Rte. 28 south junction to Phelps County.	Fed 14	State 4	Local 0	Future Cost: 1,001 - 2,000	10	8	10
County: Miller Route: US 54 Anticipated Federal Category: Safety	Job No: 5P3181	Scoping for intersection safety improvements at Bagnell Dam Boulevard and Osage Hills Road. Potential Design/Build project.	Fed 180	State 20	Local 0	Future Cost: 10,001 - 15,000	0	100	100
County: Miller Route: US 54 Anticipated Federal Category: NHPP	Job No: 5P3185	Scoping for preventative maintenance on bridges A2749, A2750, A2751, A2678, A2679, A1675 and twin bridges A2752. in Miller County.	Fed 120	State 30	Local 0	Future Cost: 2,001 - 5,000	0	75	75
County: Moniteau Route: US 50 Anticipated Federal Category: NHPP	Job No: 5P0629	Scoping for corridor improvements from west of Tipton to east of Tipton.	Fed 154	State 39	Local 0	Future Cost: 15,001 - 25,000	825	183	10
						Federal Oversight			



2017 - 2021 Scoping and Design Projects

						STATE FISCAL YEAR PROJECT BUDGETING (ENGINEERING)		
						Prior Prog.	7/2016- 6/2017	7/2017- 6/2021
County: Moniteau Route: US 50 Anticipated Federal Category: NHPP	Job No: 5P0630	Scoping for corridor improvements from east of Tipton to west of California.	Fed 88	State 22	Local 0 Future Cost: 15,001 - 25,000 Federal Oversight	710	100	10
County: Morgan Route: US 50 Anticipated Federal Category: Safety	Job No: 5P3199	Scoping for intersection safety improvements at Rte. 5 west of Tipton.	Fed 18	State 2	Local 0 Future Cost: 1,001 - 2,000	0	10	10
County: Morgan Route: US 50 Anticipated Federal Category: NHPP	Job No: 5P0628	Scoping for corridor improvements from west of Syracuse to west of Tipton.	Fed 122	State 31	Local 0 Future Cost: 15,001 - 25,000 Federal Oversight	648	143	10
County: Osage Route: US 50 Anticipated Federal Category: NHPP	Job No: 5P0639	Scoping for corridor improvements from County Road 604 west of Linn to Rte. 89 northeast of Linn.	Fed 56	State 14	Local 0 Future Cost: 25,001 - 50,000 Federal Oversight	100	60	10
County: Osage Route: US 63 Anticipated Federal Category: NHPP	Job No: 5P0950B	Scoping for corridor improvements from Rte. 50 to south of Westphalia.	Fed 56	State 14	Local 0 Future Cost: 25,001 - 50,000 Federal Oversight	215	60	10
County: Osage Route: US 63 Anticipated Federal Category: Safety	Job No: 5P3186	Scoping for intersection safety improvements at the Rte. 133 intersection near Westphalia.	Fed 43	State 5	Local 0 Future Cost: 301 - 1,000	0	20	28
County: Phelps Route: RT C Anticipated Federal Category: S.T.P.	Job No: 5S3038	Scoping for low water crossing improvements 5.4 miles north of I-44.	Fed 48	State 12	Local 0 Future Cost: 301 - 1,000	11	40	20



2017 - 2021 Scoping and Design Projects

						STATE FISCAL YEAR PROJECT BUDGETING (ENGINEERING)			
						Prior Prog.	7/2016- 6/2017	7/2017- 6/2021	
County: Phelps Route: RT C Anticipated Federal Category: S.T.P.	Job No: 5S3039	Scoping for culvert replacement 4.1 miles north of I-44.	Fed 48	State 12	Local 0	Future Cost: 301 - 1,000	10	40	20
County: Various Route: Various Anticipated Federal Category: S.T.P.	Job No: 5P3044	Scoping for pavement improvements on various routes in the Central District.	Fed 8	State 2	Local 0		Future Cost: 15,001 - 25,000	24	5
County: Various Route: Various Anticipated Federal Category: S.T.P.	Job No: 5P3045	Scoping for pavement improvements on various routes in the Central District.	Fed 8	State 2	Local 0	Future Cost: 25,001 - 50,000		14	5
County: Various Route: Various Anticipated Federal Category: State	Job No: 5P3179	Surveying to sell excess right of way parcels in the Central District.	Fed 0	State 50	Local 0		Future Cost: 0	0	50
County: Various Route: Various Anticipated Federal Category: S.T.P.	Job No: 5S3081	Scoping for slide repairs in the northern portion of the Central District.	Fed 8	State 2	Local 0	Future Cost: 2,001 - 5,000		55	5
County: Various Route: Various Anticipated Federal Category: S.T.P.	Job No: 5S3082	Scoping for slide repairs in the southern portion of the Central District.	Fed 8	State 2	Local 0		Future Cost: 2,001 - 5,000	55	5
District Engineering Total:						4,762		1,326	847
		AC-State	Fed	State	Local				
		0	1,784	389	0				



2017 - 2021 Scoping and Design Projects

Transportation Planning

P.O. Box 270
Jefferson City, MO 65102

	2017	2018	2019	2020	2021
State	241	92	6	0	0
AC-State	0	0	0	0	0
Local	0	0	0	0	0
Sub-total State	241	92	6	0	0
Federal					
Sub-total Federal	910	523	51	0	0
Grand Total	1,151	615	57	0	0



2017 - 2021 Scoping and Design Projects

						STATE FISCAL YEAR PROJECT BUDGETING (ENGINEERING)			
						Prior Prog.	7/2016- 6/2017	7/2017- 6/2021	
County: Franklin	Route: IS 44	Job No: 6I2011B	Scoping for pavement improvements from Pin Oak Creek to Rte. 100 west.	Fed 5	State 1	Local 0	67	5	1
Anticipated Federal Category: NHPP				Future Cost: 25,001 - 50,000					
County: Franklin	Route: IS 44	Job No: 6I2073	Scoping for interchange improvements from Pin Oak Creek/Rte. 0 to 2.8 miles west of Rte. 50. Project involves bridges L0865, L0866 and L0931.	Fed 5	State 1	Local 0	303	5	1
Anticipated Federal Category: NHPP				Future Cost: 25,001 - 50,000		Federal Oversight			
County: Franklin	Route: US 50	Job No: 6P2350	Scoping for improvements at the Rte. AT intersection from Birch Creek to I-44.	Fed 2	State 0	Local 0	55	1	1
Anticipated Federal Category: S.T.P.				Future Cost: 10,001 - 15,000		Federal Oversight			
County: St. Charles	Route: RT N	Job No: 6S3152	Scoping for intersection improvements at Perry Cate Boulevard.	Fed 14	State 2	Local 0	8	15	1
Anticipated Federal Category: Safety				Future Cost: 1 - 300					
County: St. Louis	Route: MO 100	Job No: 6S1718	Scoping for ADA and drainage improvements from Rte. 61/67 (Lindbergh Boulevard) to Big Bend Boulevard.	Fed 480	State 120	Local 0	1,524	200	400
Anticipated Federal Category: NHPP				Future Cost: 10,001 - 15,000		Federal Oversight			
County: St. Louis	Route: MO 141	Job No: 6P3180	Scoping for pavement improvements and ADA upgrades from I-64 to north of Rte. 30.	Fed 257	State 64	Local 0	0	21	300
Anticipated Federal Category: S.T.P.				Future Cost: 2,001 - 5,000					
County: St. Louis	Route: MO 141	Job No: 6P3188	Scoping for an operational study for interchange improvements at Route 141 and Route 364 interchange.	Fed 161	State 40	Local 0	0	200	1
Anticipated Federal Category: S.T.P.				Future Cost: 0		Federal Oversight			



2017 - 2021 Scoping and Design Projects

				STATE FISCAL YEAR PROJECT BUDGETING (ENGINEERING)		
				Prior Prog.	7/2016- 6/2017	7/2017- 6/2021
County: St. Louis Route: MO 141 Anticipated Federal Category: NHPP	Job No: 6P3200	Scoping for bridge improvements from north of I-44 to Rte. 100 (Manchester Road). Project involves bridges A4104, A4105, A3998, A5877, A5818 and A5819.	Fed 132 State 33 Local 0 Future Cost: 1,001 - 2,000	0	65	100
County: St. Louis Route: IS 170 Anticipated Federal Category: S.T.P.	Job No: 6I2339	Scoping to acquire access easement for St. Louis County Water north of Clayton Road.	Fed 13 State 3 Local 0 Future Cost: 1 - 300	50	15	1
County: St. Louis Route: IS 270 Anticipated Federal Category: S.T.P.	Job No: 6I3020	Environmental study from I-70 to west of the Mississippi River. Potential Design/Build project.	Fed 161 State 40 Local 0 Future Cost: 0	2,506	200	1
				Federal Oversight		
County: St. Louis Route: MO 366 Anticipated Federal Category: S.T.P.	Job No: 6S3181	Scoping for bridge improvement at westbound on-ramp to I-44 west. Project involves bridge A1008.	Fed 486 State 122 Local 0 Future Cost: 5,001 - 10,000	0	50	558
County: St. Louis Route: IS 55 Anticipated Federal Category: S.T.P.	Job No: 6I3187	Scoping for bridge improvements north of Lindbergh Boulevard to Loughborough Avenue. Includes bridges A0607, A0591, A0532, A1057, A1075, A1076, and A1276.	Fed 760 State 190 Local 0 Future Cost: 15,001 - 25,000	0	20	930
				Federal Oversight		
County: St. Louis City Route: IS 64 Anticipated Federal Category: NHPP	Job No: 6I2222	Scoping for interchange improvements at 22nd Street. Project involves bridges A1523, A1528 and A0840.	Fed 2 State 0 Local 0 Future Cost: 15,001 - 25,000	1,612	1	1
				Federal Oversight		
County: St. Louis City Route: RP CLARK AVE TO IS64W Anticipated Federal Category: NHPP	Job No: 6I2223	Scoping for bridge improvements on westbound I-64 on-ramp at 14th Street. Project includes bridge A1520.	Fed 2 State 0 Local 0 Future Cost: 301 - 1,000	45	1	1
				Federal Oversight		



2017 - 2021 Scoping and Design Projects

						STATE FISCAL YEAR PROJECT BUDGETING (ENGINEERING)			
						Prior Prog.	7/2016- 6/2017	7/2017- 6/2021	
County: Various	Surveying to sell excess right of way parcels in St. Louis District.						0	50	0
Route: Various	Job No: 653202		Fed	State	Local				
Anticipated Federal Category: State			0	50	0				
					Future Cost: 0				
	AC-State	Fed	State	Local					
	0	2,480	666	0	District Engineering Total:	6,170	849	2,297	



2017 - 2021 Scoping and Design Projects

Transportation Planning

P.O. Box 270
Jefferson City, MO 65102

	2017	2018	2019	2020	2021
State	208	204	192	62	0
AC-State	0	0	0	0	0
Local	0	0	0	0	0
Sub-total State	208	204	192	62	0
Federal					
Sub-total Federal	641	825	766	248	0
Grand Total	849	1,029	958	310	0



2017 - 2021 Scoping and Design Projects

				STATE FISCAL YEAR PROJECT BUDGETING (ENGINEERING)		
				Prior Prog.	7/2016- 6/2017	7/2017- 6/2021
County: Cedar Route: MO 32 Anticipated Federal Category: NHPP	Job No: 7P0677	Scoping for bridge improvements over Cedar Creek. Project involves bridge H0623.	Fed 8 State 0 Local 0 Future Cost: 2,001 - 5,000	359	2	6
County: Henry Route: MO 13 Anticipated Federal Category: NHPP	Job No: 4P1117	Scoping for corridor improvements from Johnson County to 1.7 miles north of Clinton. Right of way in SFY 1999 for hardship acquisition.	Fed 4 State 0 Local 0 Future Cost: 25,001 - 50,000 Federal Oversight	22	2	2
County: Henry Route: MO 13 Anticipated Federal Category: NHPP	Job No: 7P3043	Scoping for passing lane improvements on various major routes throughout the Southwest District.	Fed 32 State 8 Local 0 Future Cost: 15,001 - 25,000 Federal Oversight	6	10	30
County: Jasper Route: IS 44 Anticipated Federal Category: NHPP	Job No: 7I2216	Scoping for pavement improvements from 1.5 miles east of Rte. 37 to 0.5 mile west of County Road 1010.	Fed 4 State 0 Local 0 Future Cost: 2,001 - 5,000	108	2	2
County: Jasper Route: IS 44 Anticipated Federal Category: NHPP	Job No: 7I3170	Scoping for bridge improvements over Center Creek. Project involves bridge A0546.	Fed 8 State 0 Local 0 Future Cost: 2,001 - 5,000	0	2	6
County: Jasper Route: LP 49 Anticipated Federal Category: NHPP	Job No: 7P0752	Scoping for roadway improvements from Rte. 171 (MacArthur Boulevard) to 13th Street in Webb City.	Fed 4 State 0 Local 0 Future Cost: 2,001 - 5,000	189	2	2
County: Jasper Route: IS 49 Anticipated Federal Category: NHPP	Job No: 7P0797M	Scoping for roadway improvements from Rte. V near Carthage to Rte. FF (32nd Street) in Joplin.	Fed 4 State 0 Local 0 Future Cost: 25,001 - 50,000 Federal Oversight	136	2	2



2017 - 2021 Scoping and Design Projects

						STATE FISCAL YEAR PROJECT BUDGETING (ENGINEERING)		
						Prior Prog.	7/2016- 6/2017	7/2017- 6/2021
County: Jasper Route: MO 96 Anticipated Federal Category: S.T.P.	Job No: 752185	Scoping for roadway improvements on Seventh Street from 0.5 mile west of Rte. P to 0.1 mile west of Bus. 71 in Joplin.	Fed 40	State 10	Local 0	236	10	40
Future Cost: 25,001 - 50,000 Federal Oversight								
County: Jasper Route: MO 96 Anticipated Federal Category: NHPP	Job No: 753171	Scoping for bridge improvements over White Oak Creek. Project involves bridge H0083.	Fed 8	State 0	Local 0	0	2	6
Future Cost: 1,001 - 2,000								
County: Jasper Route: RT TT Anticipated Federal Category: S.T.P.	Job No: 7P2193B	Scoping for pedestrian improvements and ADA accommodations on Newman Road from Loop 49 (Range Line Road) to Duquesne Road and on Loop 49 (Range Line Road) from 0.1 mile north of Newman Road to Northpark Lane. Project involves bridge L0832.	Fed 4	State 0	Local 0	36	2	2
Future Cost: 1 - 300								
County: Jasper Route: RT U Anticipated Federal Category: NHPP	Job No: 753172	Scoping for bridge improvements over Spring River. Project involves bridge A1963.	Fed 8	State 0	Local 0	0	2	6
Future Cost: 2,001 - 5,000								
County: Jasper Route: Various Anticipated Federal Category: Earmark	Job No: 7P0847	Location and environmental study for new north/south corridor on west side of Joplin metropolitan area. \$3,641.71 2006 Appropriations Bill, Section 112 Demo ID MO181.	Fed 40	State 10	Local 0	1,946	25	25
Future Cost: 1 - 300 Federal Oversight								
County: Jasper Route: RT Z Anticipated Federal Category: S.T.P.	Job No: 752183	Scoping for pedestrian improvements and ADA accommodations from Harley Street to Karen Drive in Carl Junction.	Fed 4	State 0	Local 0	23	2	2
Future Cost: 2,001 - 5,000								
County: Newton Route: MO 43 Anticipated Federal Category: S.T.P.	Job No: 753045	Scoping for roadway improvements on Hearnes Boulevard from Rte. FF (32nd Street) to I-44.	Fed 4	State 0	Local 0	6	2	2
Future Cost: 2,001 - 5,000								



2017 - 2021 Scoping and Design Projects

				STATE FISCAL YEAR PROJECT BUDGETING (ENGINEERING)			
				Prior Prog.	7/2016- 6/2017	7/2017- 6/2021	
County: Newton Route: LP 49 Job No: 7S3006 Anticipated Federal Category: S.T.P.	Scoping for intersection and outer road improvements on Range Line Road at 36th Street in Joplin.	Fed 4	State 0	Local 0	8	2	2
				Future Cost: 2,001 - 5,000			
County: Newton Route: CST CONNECTICUT AVE Job No: 7S3173 Anticipated Federal Category: NHPP	Scoping for bridge improvements on Connecticut Avenue over I-44. Project involves bridge A1969.	Fed 8	State 0	Local 0	0	2	6
				Future Cost: 1,001 - 2,000			
County: Polk Route: MO 13 Job No: 7P3009 Anticipated Federal Category: S.T.P.	Scoping for outer road improvements at Rte. 32 interchange in Bolivar.	Fed 4	State 0	Local 0	11	2	2
				Future Cost: 1,001 - 2,000			
County: Stone Route: MO 76 Job No: 8P2360 Anticipated Federal Category: NHPP	Scoping for capacity improvements from Rte. 13 in Branson West to Rte. 376 in Branson. Relates to project 8P0622H.	Fed 40	State 10	Local 0	105	25	25
				Future Cost: 25,001 - 50,000			
				Federal Oversight			
County: Various Route: Various Job No: 7P3101 Anticipated Federal Category: S.T.P.	Scoping for ADA improvements at various locations in the rural Southwest District.	Fed 126	State 30	Local 0	0	31	125
				Future Cost: 2,001 - 5,000			
County: Various Route: Various Job No: 7P3104 Anticipated Federal Category: S.T.P.	Scoping for pavement improvements on major routes at various locations in the rural Southwest District.	Fed 256	State 65	Local 0	0	64	257
				Future Cost: 25,001 - 50,000			
County: Various Route: Various Job No: 7P3105 Anticipated Federal Category: S.T.P.	Scoping for bridge preventive maintenance at various locations in the rural Southwest District.	Fed 153	State 40	Local 0	0	38	155
				Future Cost: 2,001 - 5,000			
County: Various Route: Various Job No: 7P3107 Anticipated Federal Category: NHPP	Scoping for bridge improvements at various locations in the rural Southwest District.	Fed 1,442	State 360	Local 0	0	360	1,442
				Future Cost: 15,001 - 25,000			



2017 - 2021 Scoping and Design Projects

						STATE FISCAL YEAR PROJECT BUDGETING (ENGINEERING)				
						Prior Prog.	7/2016- 6/2017	7/2017- 6/2021		
County: Various Route: Various Anticipated Federal Category: Safety	Job No: 7P3108	Scoping for safety improvements at various locations in the rural Southwest District.		Fed 200	State 21	Local 0	0	44	177	
						Future Cost: 2,001 - 5,000				
County: Various Route: Various Anticipated Federal Category: S.T.P.	Job No: 7S2227	Scoping for pavement improvements on primary routes in the rural Southwest District.		Fed 36	State 9	Local 0	115	15	30	
						Future Cost: 10,001 - 15,000				
County: Various Route: Various Anticipated Federal Category: S.T.P.	Job No: 7S3103	Scoping for pavement improvements on minor routes at various locations in the rural Southwest District.		Fed 130	State 31	Local 0	0	32	129	
						Future Cost: 15,001 - 25,000				
County: Vernon Route: US 54 Anticipated Federal Category: NHPP	Job No: 7P3174	Scoping for bridge improvements over Missouri and Northern Arkansas Railroad. Project involves bridge A1064.		Fed 8	State 0	Local 0	0	2	6	
						Future Cost: 2,001 - 5,000				
		AC-State 0	Fed 2,579	State 594	Local 0	District Engineering Total:		3,306	684	2,489



2017 - 2021 Scoping and Design Projects

Transportation Planning

P.O. Box 270
Jefferson City, MO 65102

	2017	2018	2019	2020	2021
State	126	126	116	113	113
AC-State	0	0	0	0	0
Local	0	0	0	0	0
Sub-total State	126	126	116	113	113
Federal					
Sub-total Federal	558	559	496	490	476
Grand Total	684	685	612	603	589



2017 - 2021 Scoping and Design Projects

						STATE FISCAL YEAR PROJECT BUDGETING (ENGINEERING)		
						Prior Prog.	7/2016- 6/2017	7/2017- 6/2021
County: Christian Route: MO 14 Anticipated Federal Category: S.T.P.	Job No: 8P0588	Scoping for roadway improvements from west of Rte. 160 in Nixa to east of Rte. 65 in Ozark.	Fed 20	State 5	Local 0	1,138	5	20
Future Cost: 25,001 - 50,000								
County: Christian Route: US 65 Anticipated Federal Category: NHPP	Job No: 8P0605	Scoping for capacity improvements from north of Valley Water Mill Road in Springfield to Rte. F in Ozark.	Fed 4	State 0	Local 0	2,056	2	2
Future Cost: 25,001 - 50,000 Federal Oversight								
County: Christian Route: RT CC Anticipated Federal Category: S.T.P.	Job No: 8S0736	Scoping for capacity and safety improvements from Main Street in Nixa to Pheasant Road in Ozark. To be scoped by Christian County.	Fed 4	State 0	Local 0	78	2	2
Future Cost: 25,001 - 50,000								
County: Greene Route: US 160 Anticipated Federal Category: S.T.P.	Job No: 8P0601	Scoping to improve capacity and safety from Rte. 123 in Willard to I-44 in Springfield.	Fed 20	State 5	Local 0	99	5	20
Future Cost: 10,001 - 15,000								
County: Greene Route: US 160 Anticipated Federal Category: NHPP	Job No: 8P3033	Scoping for capacity improvements from Plainview Road in Springfield to south of South Street in Nixa.	Fed 8	State 0	Local 0	0	2	6
Future Cost: 25,001 - 50,000								
County: Greene Route: IS 44 Anticipated Federal Category: NHPP	Job No: 8I3044	Scoping for roadway improvements from Loop 44 West Jct. (Chestnut Expressway) to Rte. 744 (Mulroy Road) in Springfield.	Fed 45	State 5	Local 0	0	10	40
Future Cost: 50,001 - 75,000								
County: Greene Route: IS 44 Anticipated Federal Category: S.T.P.	Job No: 8I3098	Scoping for safety improvements at Rte. B and Rte. MM.	Fed 24	State 4	Local 0	0	2	26
Future Cost: 2,001 - 5,000								



2017 - 2021 Scoping and Design Projects

							STATE FISCAL YEAR PROJECT BUDGETING (ENGINEERING)					
							Prior Prog.	7/2016- 6/2017	7/2017- 6/2021			
County: Greene Route: US 60 Anticipated Federal Category: NHPP	Job No: 8P0683E	Scoping for interchange improvements at Rte. 125 and outer roads from Farm Road 213 to Farm Road 247 in Rogersville.					Fed 40	State 10	Local 0	298	10	40
							Future Cost: 25,001 - 50,000					
							Federal Oversight					
County: Greene Route: US 60 Anticipated Federal Category: NHPP	Job No: 8P0683G	Scoping for freeway improvements from 0.2 mile west of Highland Springs Road to 0.3 mile east of County Road 213.					Fed 40	State 10	Local 0	6	10	40
							Future Cost: 10,001 - 15,000					
							Federal Oversight					
County: Greene Route: US 60 Anticipated Federal Category: NHPP	Job No: 8P0865	Scoping for roadway improvements from County Road 194 to West Avenue in Republic.					Fed 40	State 10	Local 0	15	10	40
							Future Cost: 5,001 - 10,000					
County: Greene Route: US 60 Anticipated Federal Category: NHPP	Job No: 8P3032	Scoping for capacity improvements on James River Freeway from Rte. 13 (Kansas Expressway) to Rte. 65.					Fed 4	State 0	Local 0	6	2	2
							Future Cost: 15,001 - 25,000					
							Federal Oversight					
County: Greene Route: US 65 Anticipated Federal Category: NHPP	Job No: 8P3103	Scoping for potential interstate designation on Rtes. 60, 65 and 360 in the Springfield region.					Fed 80	State 20	Local 0	0	20	80
							Future Cost: 1,001 - 2,000					
County: Various Route: Various Anticipated Federal Category: S.T.P.	Job No: 8P3065	Scoping for ADA improvements at various locations in the urban Southwest District.					Fed 42	State 10	Local 0	0	10	42
							Future Cost: 1,001 - 2,000					
County: Various Route: Various Anticipated Federal Category: NHPP	Job No: 8P3067	Scoping for bridge improvements at various locations in the urban Southwest District.					Fed 190	State 50	Local 0	0	48	192
							Future Cost: 2,001 - 5,000					



2017 - 2021 Scoping and Design Projects

						STATE FISCAL YEAR PROJECT BUDGETING (ENGINEERING)		
						Prior Prog.	7/2016- 6/2017	7/2017- 6/2021
County: Various	Scoping for bridge preventive maintenance at various locations in the urban Southwest District.							
Route: Various	Job No: 8P3068	Fed	State	Local				
Anticipated Federal Category: NHPP		19	5	0	Future Cost: 301 - 1,000	0	5	19
County: Various	Scoping for safety improvements at various locations in the urban Southwest District.							
Route: Various	Job No: 8P3069	Fed	State	Local				
Anticipated Federal Category: Safety		133	15	0	Future Cost: 2,001 - 5,000	0	29	119
County: Various	Scoping for pavement improvements on major routes in the urban Southwest District.							
Route: Various	Job No: 8P3099	Fed	State	Local				
Anticipated Federal Category: NHPP		86	21	0	Future Cost: 10,001 - 15,000	0	21	86
County: Various	Scoping for pavement improvements on minor routes at various locations in the urban Southwest District.							
Route: Various	Job No: 853066	Fed	State	Local				
Anticipated Federal Category: S.T.P.		16	5	0	Future Cost: 2,001 - 5,000	0	4	17
	AC-State	Fed	State	Local				
	0	815	175	0	District Engineering Total:	3,696	197	793



2017 - 2021 Scoping and Design Projects

Transportation Planning

P.O. Box 270
Jefferson City, MO 65102

	2017	2018	2019	2020	2021
State	34	34	34	39	34
AC-State	0	0	0	0	0
Local	0	0	0	0	0
Sub-total State	34	34	34	39	34
Federal					
Sub-total Federal	163	165	160	173	154
Grand Total	197	199	194	212	188



2017 - 2021 Scoping and Design Projects

						STATE FISCAL YEAR PROJECT BUDGETING (ENGINEERING)		
						Prior Prog.	7/2016- 6/2017	7/2017- 6/2021
County: Cape Girardeau Route: US 61 Anticipated Federal Category: NHPP	Job No: 9P3122	Scoping for bridge improvements over I-55. Project involves bridge A0628.	Fed 5	State 1	Local 0 Future Cost: 301 - 1,000	5	5	1
County: Cape Girardeau Route: US 61 Anticipated Federal Category: NHPP	Job No: 9P3153	Scoping for pavement improvements from I-55 to Mount Auburn Road, southbound lane only.	Fed 2	State 0	Local 0 Future Cost: 301 - 1,000	10	1	1
County: Perry Route: MO 51 Anticipated Federal Category: NHPP	Job No: 9P3239	Scoping for bridge improvements over Mississippi River. Project involves bridge L0135.	Fed 24	State 6	Local 0 Future Cost: 0	0	10	20
County: Scott Route: RT K Anticipated Federal Category: S.T.P.	Job No: 9O3140	Scoping for road and bridge construction over Union Pacific Railway and Rte. K in Scott City. Associated with Scott City interchange project 0I0956. \$734,774 2010 Delta Regional Authority, \$225,000 Scott City, \$100,000 Scott City STP-Urban.	Fed 32	State 8	Local 0 Future Cost: 1,001 - 2,000	10	39	1
County: St. Francois Route: US 67 Anticipated Federal Category: Safety	Job No: 9P3167	Scoping for intersection improvements at Rte. 67 and Rte. H.	Fed 2	State 0	Local 0 Future Cost: 301 - 1,000	10	1	1
County: Texas Route: MO 17 Anticipated Federal Category: NHPP	Job No: 9P3131	Scoping for bridge improvements over Big Creek. Project involves bridge J0617.	Fed 5	State 1	Local 0 Future Cost: 301 - 1,000	5	5	1
County: Various Route: Various Anticipated Federal Category: State	Job No: 9P3261	Surveying to sell excess right of way parcels in Southeast District.	Fed 0	State 71	Local 0 Future Cost: 0	0	70	1
County: Wayne Route: MO 34 Anticipated Federal Category: NHPP	Job No: 9P3130	Scoping for bridge improvements over Black River. Project involves bridge J0935.	Fed 9	State 2	Local 0 Future Cost: 5,001 - 10,000	10	10	1
AC-State						0		
Fed						79		
State						89		
Local						0		
District Engineering Total:						50	141	27



2017 - 2021 Scoping and Design Projects

Transportation Planning

P.O. Box 270
Jefferson City, MO 65102

	2017	2018	2019	2020	2021
State	84	3	2	0	0
AC-State	0	0	0	0	0
Local	0	0	0	0	0
Sub-total State	84	3	2	0	0
Federal					
Sub-total Federal	57	14	8	0	0
Grand Total	141	17	10	0	0



2017 - 2021 Scoping and Design Projects

STATE FISCAL YEAR PROJECT BUDGETING (ENGINEERING)

DISTRICT	Prior Prog.	AC-State	Fed	State	Local	7/2016-6/2017	7/2017-6/2021
Northwest	139	0	151	33	0	105	79
Northeast	367	0	264	57	0	188	133
Kansas City (Non-TMA)	253	0	366	89	0	129	326
Kansas City (TMA)	4,788	0	1,167	493	0	680	980
Central	4,762	0	1,784	389	0	1,326	847
St. Louis	6,170	0	2,480	666	0	849	2,297
Southwest (Non-TMA)	3,306	0	2,579	594	0	684	2,489
Southwest (TMA)	3,696	0	815	175	0	197	793
Southeast	50	0	79	89	0	141	27
Summary	23,531	0	9,685	2,585	0	4,299	7,971



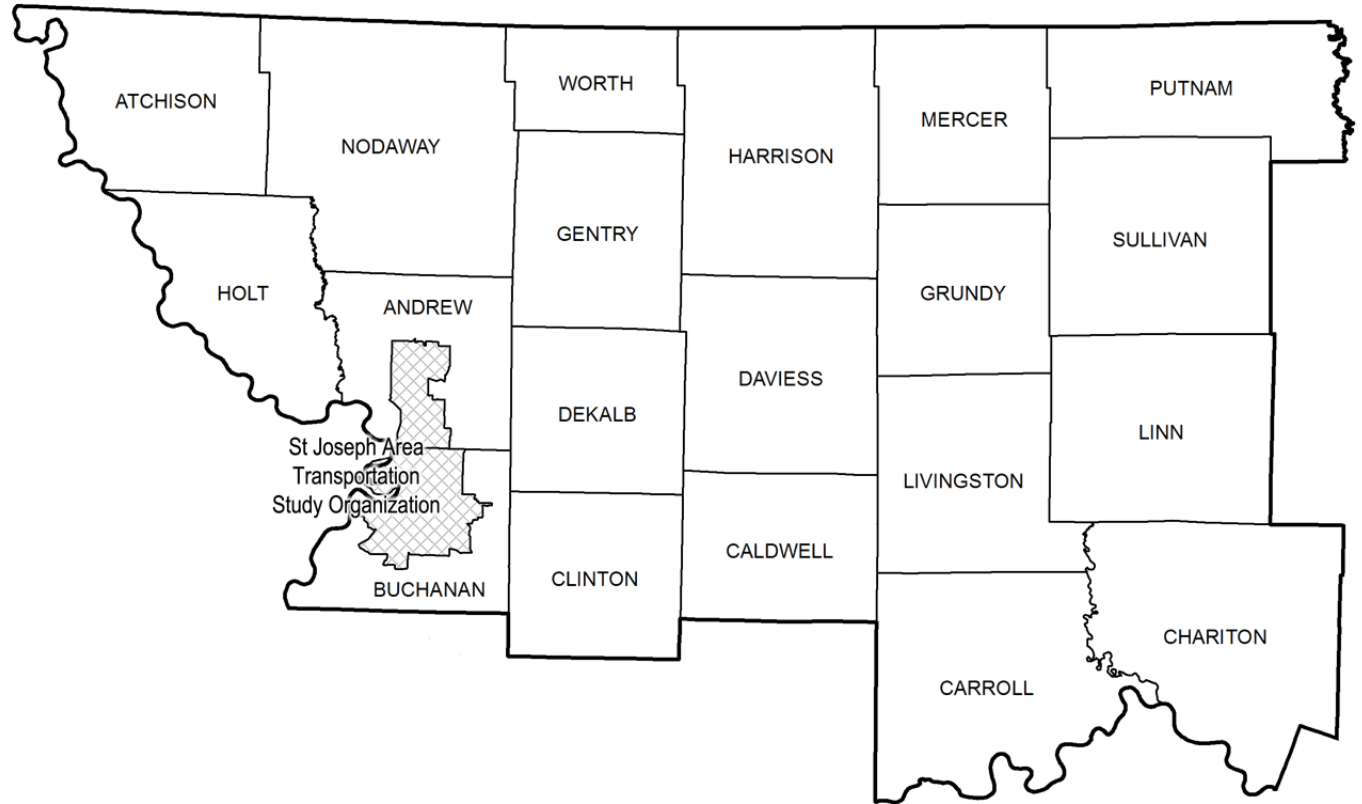
2017 - 2021 Scoping and Design Projects

Transportation Planning

P.O. Box 270
Jefferson City, MO 65102

	2017	2018	2019	2020	2021
State	986	705	429	266	149
AC-State	0	0	0	0	0
Local	0	0	0	0	0
Sub-total State	986	705	429	266	149
Federal					
Sub-total Federal	3,138	2,744	1,739	1,118	646
Grand Total	4,124	3,449	2,168	1,384	795

Project Count: 228



MoDOT's Northwest District



2017-2021 Highway and Bridge Construction Schedule

Construction contingency applied to construction cost in the year the project is awarded.
 Three percent project growth factor compounded annually is applied to right-of-way and construction costs in program years 2, 3, 4, and 5.
 No inflation is applied to the Funding From Other Sources (FFOS) or Payments.
 Engineering includes PE costs, CE costs and R/W incidentals.

						STATE FISCAL YEAR PROJECT BUDGETING						
						Prior Prog.	7/2016-6/2017	7/2017-6/2018	7/2018-6/2019	7/2019-6/2020	7/2020-6/2021	
County:	Andrew	Job Order Contracting for pavement repair from Rte. K in Andrew County to Platte County. Includes I-229 in Andrew and Buchanan Counties.					Engineering:	0	21	0	0	0
Route:	IS 29						R/W:	0	0	0	0	0
Job No.:	013003C						Construction:	0	250	0	0	0
Length:	44.04	MPO:	Y				FFOS:	0	0	0	0	0
Fund Cat:	Statewide Interstate And Major Bridge	Fed:	244	State:	27	Local:	0	Payments:	0	0	0	0
Sec Cat:	Preventive Maint	Awd Date:	Spring 17	Anticipated Fed Cat:	NHPP							
TIP #:		Future Cost:	0	Estimate Total:	271							
County:	Andrew	Pavement improvement from Rte. 59 in Country Club Village to Rte. 169 (Rochester Road) in St. Joseph.					Engineering:	25	111	0	0	0
Route:	LP 29						R/W:	0	0	0	0	0
Job No.:	1S2230						Construction:	0	1,325	0	0	0
Length:	2.04	MPO:	Y				FFOS:	0	0	0	0	0
Fund Cat:	Taking Care Of System	Fed:	1,149	State:	287	Local:	0	Payments:	0	0	0	0
Sec Cat:	Thin Lift Overlay	Awd Date:	Fall 16	Anticipated Fed Cat:	NHPP							
TIP #:		Future Cost:	0	Estimate Total:	1,461							
County:	Andrew	Replace bridge over Agee Creek, 2 miles east of Rte. D near Whitesville. Project involves bridge K0085.					Engineering:	0	0	16	47	72
Route:	MO 48						R/W:	0	0	0	5	0
Job No.:	1S3133						Construction:	0	0	0	0	765
Length:	0.10	MPO:	N				FFOS:	0	0	0	0	0
Fund Cat:	Taking Care Of System	Fed:	724	State:	181	Local:	0	Payments:	0	0	0	0
Sec Cat:	Rehab And Reconst	Awd Date:	2020	Anticipated Fed Cat:	NHPP							
TIP #:		Future Cost:	0	Estimate Total:	905							
County:	Andrew	Pavement improvement in disconnected sections from north of Rte. A (Nodaway County) to south of Rte. 48 (Andrew County).					Engineering:	2	93	418	0	0
Route:	US 71						R/W:	0	0	0	0	0
Job No.:	1P3102						Construction:	0	0	5,356	0	0
Length:	11.78	MPO:	N				FFOS:	0	0	0	0	0
Fund Cat:	Taking Care Of System	AC-State:	4,694	State:	1,173	Local:	0	Payments:	0	0	0	0
Sec Cat:	Thin Lift Overlay	Awd Date:	Summer 17	Anticipated Fed Cat:	NHPP							
TIP #:		Future Cost:	0	Estimate Total:	5,869							
County:	Andrew	Pavement improvement from Rte. D to Rte. 169 near Savannah.					Engineering:	0	29	0	0	0
Route:	RT E						R/W:	0	0	0	0	0
Job No.:	1L1703B						Construction:	0	300	0	0	0
Length:	4.13	MPO:	N				FFOS:	0	0	0	0	0
Fund Cat:	Taking Care Of System	AC-State:	263	State:	66	Local:	0	Payments:	0	0	0	0
Sec Cat:	Low Type Resurfacing	Awd Date:	Fall 16	Anticipated Fed Cat:	S.T.P.							
TIP #:		Future Cost:	0	Estimate Total:	329							

* Subject to the approval of the Transportation Improvement Plan by the governing Metropolitan Planning Organization.



2017-2021 Highway and Bridge Construction Schedule

Construction contingency applied to construction cost in the year the project is awarded.
 Three percent project growth factor compounded annually is applied to right-of-way and construction costs in program years 2, 3, 4, and 5.
 No inflation is applied to the Funding From Other Sources (FFOS) or Payments.
 Engineering includes PE costs, CE costs and R/W incidentals.

						STATE FISCAL YEAR PROJECT BUDGETING						
						Prior Prog.	7/2016-6/2017	7/2017-6/2018	7/2018-6/2019	7/2019-6/2020	7/2020-6/2021	
County:	Andrew	Replace bridge over the Platte River, 1.5 miles west of Rte. Z at Cosby. Project involves bridge N0868.				Engineering:	6	72	118	178	0	0
Route:	RT O					R/W:	0	0	10	0	0	0
Job No.:	1S0559					Construction:	0	0	0	2,122	0	0
Length:	0.15	MPO:	N			FFOS:	0	0	0	0	0	0
Fund Cat:	Taking Care Of System	Fed:	2,001	State:	499	Local:	0					
Sec Cat:	Rehab And Reconst	Awd Date:	2019	Anticipated Fed Cat:	NHPP							
TIP #:		Future Cost:	0	Estimate Total:	2,506							
County:	Atchison	Replace bridge over Mill Creek, 1 mile south of Rte. Z near Corning. Project involves bridge X0172.				Engineering:	6	35	60	84	0	0
Route:	MO 111					R/W:	0	0	0	0	0	0
Job No.:	1S3055					Construction:	0	0	0	955	0	0
Length:	0.05	MPO:	N			FFOS:	0	0	0	0	0	0
Fund Cat:	Taking Care Of System	Fed:	908	State:	226	Local:	0					
Sec Cat:		Awd Date:	2019	Anticipated Fed Cat:	NHPP							
TIP #:		Future Cost:	0	Estimate Total:	1,140							
County:	Atchison	Pavement and shoulder improvements from the Tarkio River bridge, near Tarkio, to the Little Tarkio Creek bridge 0.3 mile east of Rte. M.				Engineering:	119	113	0	0	0	0
Route:	US 136					R/W:	1	0	0	0	0	0
Job No.:	1P2224					Construction:	0	1,620	0	0	0	0
Length:	5.96	MPO:	N			FFOS:	0	0	0	0	0	0
Fund Cat:	Taking Care Of System	AC-State:	1,387	State:	346	Local:	0					
Sec Cat:	Rehab And Reconst	Awd Date:	Fall 16	Anticipated Fed Cat:	NHPP							
TIP #:		Future Cost:	0	Estimate Total:	1,853							
County:	Atchison	Replace bridge over East Fork Little Tarkio Creek, 0.5 mile west of the Nodaway County line near Tarkio. Project involves bridge J0023.				Engineering:	3	103	55	0	0	0
Route:	US 136					R/W:	0	5	0	0	0	0
Job No.:	1P3101					Construction:	0	0	855	0	0	0
Length:	0.08	MPO:	N			FFOS:	0	0	0	0	0	0
Fund Cat:	Taking Care Of System	AC-State:	814	State:	204	Local:	0					
Sec Cat:	Rehab And Reconst	Awd Date:	Summer 17	Anticipated Fed Cat:	NHPP							
TIP #:		Future Cost:	0	Estimate Total:	1,021							
County:	Atchison	Job Order Contracting for pavement repair from the Iowa State line to Rte. K in Andrew County.				Engineering:	0	18	0	0	0	0
Route:	IS 29					R/W:	0	0	0	0	0	0
Job No.:	0I3003B					Construction:	0	250	0	0	0	0
Length:	63.97	MPO:	N			FFOS:	0	0	0	0	0	0
Fund Cat:	Statewide Interstate And Major Bridge	AC-State:	241	State:	27	Local:	0					
Sec Cat:	Preventive Maint	Awd Date:	Spring 17	Anticipated Fed Cat:	NHPP							
TIP #:		Future Cost:	0	Estimate Total:	268							

* Subject to the approval of the Transportation Improvement Plan by the governing Metropolitan Planning Organization.



2017-2021 Highway and Bridge Construction Schedule

Construction contingency applied to construction cost in the year the project is awarded.
 Three percent project growth factor compounded annually is applied to right-of-way and construction costs in program years 2, 3, 4, and 5.
 No inflation is applied to the Funding From Other Sources (FFOS) or Payments.
 Engineering includes PE costs, CE costs and R/W incidentals.

						STATE FISCAL YEAR PROJECT BUDGETING						
						Prior Prog.	7/2016-6/2017	7/2017-6/2018	7/2018-6/2019	7/2019-6/2020	7/2020-6/2021	
County:	Atchison	Pavement and shoulder improvements from Iowa State line to Rte. 111 near Rock Port.				Engineering:	56	94	467	0	0	0
Route:	IS 29					R/W:	0	0	0	0	0	0
Job No.:	113085					Construction:	0	0	6,439	0	0	0
Length:	16.53	MPO:	N			FFOS:	0	0	0	0	0	0
Fund Cat:	Statewide Interstate And Major Bridge	AC-State:	6,300	State:	700	Local:	0					
Sec Cat:	Preventive Maint	Awd Date:	Summer 17	Anticipated Fed Cat:	NHPP	Federal Oversight						
TIP #:		Future Cost:	0	Estimate Total:	7,056	Payments:	0	0	0	0	0	0
County:	Atchison	Replace bridge over the Tarkio River, 0.6 mile east Rte. 59 near Fairfax. Project involves bridge L0447.				Engineering:	6	26	89	144	0	0
Route:	RT J					R/W:	0	0	5	0	0	0
Job No.:	1S3054					Construction:	0	0	0	1,591	0	0
Length:	0.09	MPO:	N			FFOS:	0	0	0	0	0	0
Fund Cat:	Taking Care Of System	Fed:	1,485	State:	370	Local:	0					
Sec Cat:	Rehab And Reconst	Awd Date:	2019	Anticipated Fed Cat:	NHPP							
TIP #:		Future Cost:	0	Estimate Total:	1,861	Payments:	0	0	0	0	0	0
County:	Buchanan	Replace bridge over I-29, 1 mile east of Rte. 371 near Faucett. Project involves bridge A0074.				Engineering:	0	36	60	93	0	0
Route:	MO 116					R/W:	0	0	0	0	0	0
Job No.:	1S3129					Construction:	0	0	0	1,061	0	0
Length:	0.12	MPO:	N			FFOS:	0	0	0	0	0	0
Fund Cat:	Taking Care Of System	Fed:	1,000	State:	250	Local:	0					
Sec Cat:	Rehab And Reconst	Awd Date:	2019	Anticipated Fed Cat:	NHPP	Federal Oversight						
TIP #:		Future Cost:	0	Estimate Total:	1,250	Payments:	0	0	0	0	0	0
County:	Buchanan	ADA Transition Plan improvements at six intersections in St. Joseph. Rte. 169 (Belt Hwy.) at Beck Rd., Faraon St., Rte. 36 and Wal-Mart entrance. Rte. YY (Mitchell Ave.) at College Dr. and Rte AC. \$800,000 Transportation Alternatives Funds.				Engineering:	0	120	0	0	0	0
Route:	US 169					R/W:	0	0	0	0	0	0
Job No.:	1S3143					Construction:	0	1,020	0	0	0	0
Length:	0.33	MPO:	Y			FFOS:	0	800	0	0	0	0
Fund Cat:	Taking Care Of System	Fed:	912	State:	228	Local:	0					
Sec Cat:	N- Ada Trans	Awd Date:	Spring 17	Anticipated Fed Cat:	NHPP							
TIP #:		Future Cost:	0	Estimate Total:	1,140	Payments:	0	0	0	0	0	0
County:	Buchanan	Bridge substructure rehabilitation over I-229 and 6th Street in St. Joseph. Project involves Bridge L0319.				Engineering:	0	10	50	134	0	0
Route:	US 36					R/W:	0	0	0	0	0	0
Job No.:	1P3120					Construction:	0	0	0	1,731	0	0
Length:	0.23	MPO:	Y			FFOS:	0	0	0	0	0	0
Fund Cat:	Statewide Interstate And Major Bridge	Fed:	1,541	State:	384	Local:	0					
Sec Cat:	Rehab And Reconst	Awd Date:	2019	Anticipated Fed Cat:	NHPP							
TIP #:		Future Cost:	0	Estimate Total:	1,925	Payments:	0	0	0	0	0	0

* Subject to the approval of the Transportation Improvement Plan by the governing Metropolitan Planning Organization.



2017-2021 Highway and Bridge Construction Schedule

Construction contingency applied to construction cost in the year the project is awarded.
 Three percent project growth factor compounded annually is applied to right-of-way and construction costs in program years 2, 3, 4, and 5.
 No inflation is applied to the Funding From Other Sources (FFOS) or Payments.
 Engineering includes PE costs, CE costs and R/W incidentals.

						STATE FISCAL YEAR PROJECT BUDGETING						
						Prior Prog.	7/2016-6/2017	7/2017-6/2018	7/2018-6/2019	7/2019-6/2020	7/2020-6/2021	
County:	Buchanan	Pavement and shoulder improvement from Rte. 752, in St. Joseph, to Platte County line.				Engineering:	6	10	62	204	0	0
Route:	MO 371					R/W:	0	0	0	0	0	0
Job No.:	1S3076					Construction:	0	0	0	2,758	0	0
Length:	13.00	MPO:	Y			FFOS:	0	0	0	0	0	0
Fund Cat:	Taking Care Of System	Fed:	2,427	State:	607	Local:	0					
Sec Cat:	Thin Lift Overlay	Awd Date:	2019	Anticipated Fed Cat:	S.T.P.							
TIP #:		Future Cost:	0	Estimate Total:	3,040							
County:	Buchanan	Pavement improvement from I-29 to Rte. AC (Riverside Road) in St. Joseph. \$207,291 from TEA-21 Demo ID #MO029.				Engineering:	7	98	0	0	0	0
Route:	MO 6					R/W:	0	0	0	0	0	0
Job No.:	1S3092					Construction:	0	996	0	0	0	0
Length:	1.42	MPO:	Y			FFOS:	0	207	0	0	0	0
Fund Cat:	Taking Care Of System	Fed:	875	State:	219	Local:	0					
Sec Cat:	Thin Lift Overlay	Awd Date:	Spring 17	Anticipated Fed Cat:	NHPP							
TIP #:	RR201605	Future Cost:	0	Estimate Total:	1,101							
County:	Buchanan	ADA Transition Plan improvements to sidewalks, ramps and signals from Woodbine Road to Rte. AC (Riverside Road) in St. Joseph. Project does not include I-29 overpass bridge. \$1,054,000 Statewide Transportation Alternative Funds.				Engineering:	29	198	0	0	0	0
Route:	MO 6					R/W:	0	37	0	0	0	0
Job No.:	1S3096					Construction:	0	1,611	0	0	0	0
Length:	1.62	MPO:	Y			FFOS:	30	1,054	0	0	0	0
Fund Cat:	Taking Care Of System	Fed:	1,477	State:	369	Local:	0					
Sec Cat:	N- Ada Trans	Awd Date:	Spring 17	Anticipated Fed Cat:	S.T.P.							
TIP #:	BP201604	Future Cost:	0	Estimate Total:	1,875							
County:	Buchanan	Replace bridge over I-29, 1 mile east of Rte. 371 near Faucett. Project involves bridge A0051.				Engineering:	212	409	0	0	0	0
Route:	RT DD					R/W:	0	60	0	0	0	0
Job No.:	1S2192					Construction:	0	3,135	0	0	0	0
Length:	0.07	MPO:	N			FFOS:	0	0	0	0	0	0
Fund Cat:	Taking Care Of System	Fed:	2,883	State:	721	Local:	0					
Sec Cat:	Rehab And Reconst	Awd Date:	Spring 17	Anticipated Fed Cat:	NHPP Federal Oversight							
TIP #:		Future Cost:	0	Estimate Total:	3,816							
County:	Carroll	Pavement improvement from Ray County line to Rte. 65 near Carrollton.				Engineering:	2	30	153	0	0	0
Route:	MO 10					R/W:	0	0	0	0	0	0
Job No.:	1P3108					Construction:	0	0	2,149	0	0	0
Length:	17.03	MPO:	N			FFOS:	0	0	0	0	0	0
Fund Cat:	Taking Care Of System	AC-State:	1,865	State:	467	Local:	0					
Sec Cat:	Thin Lift Overlay	Awd Date:	2018	Anticipated Fed Cat:	NHPP							
TIP #:		Future Cost:	0	Estimate Total:	2,334							

* Subject to the approval of the Transportation Improvement Plan by the governing Metropolitan Planning Organization.



2017-2021 Highway and Bridge Construction Schedule

Construction contingency applied to construction cost in the year the project is awarded.
 Three percent project growth factor compounded annually is applied to right-of-way and construction costs in program years 2, 3, 4, and 5.
 No inflation is applied to the Funding From Other Sources (FFOS) or Payments.
 Engineering includes PE costs, CE costs and R/W incidentals.

						STATE FISCAL YEAR PROJECT BUDGETING						
						Prior Prog.	7/2016-6/2017	7/2017-6/2018	7/2018-6/2019	7/2019-6/2020	7/2020-6/2021	
County:	Carroll	Pavement and shoulder improvements from 1.9 miles east of Rte. 41, near Dewitt, to Rte. 5 in Keytesville.				Engineering:	28	49	81	459	0	0
Route:	US 24					R/W:	0	0	0	0	0	0
Job No.:	2P2211					Construction:	0	0	0	4,040	0	0
Length:	17.44	MPO:	N			FFOS:	0	0	0	0	0	0
Fund Cat:	Taking Care Of System	AC-State:	3,704	State:	925	Local:	0					
Sec Cat:	Thin Lift Overlay	Awd Date:	2019	Anticipated Fed Cat:	NHPP	Payments:	0	0	0	0	0	0
TIP #:		Future Cost:	0	Estimate Total:	4,657							
County:	Carroll	Pavement improvement from Rte. 65 to end of state maintenance, 2.7 miles east of Rte. 139, near Hale.				Engineering:	0	15	53	0	0	0
Route:	RT J					R/W:	0	0	0	0	0	0
Job No.:	1L1801F					Construction:	0	0	721	0	0	0
Length:	9.94	MPO:	N			FFOS:	0	0	0	0	0	0
Fund Cat:	Taking Care Of System	AC-State:	631	State:	158	Local:	0					
Sec Cat:	Low Type Resurfacing	Awd Date:	Fall 17	Anticipated Fed Cat:	S.T.P.	Payments:	0	0	0	0	0	0
TIP #:		Future Cost:	0	Estimate Total:	789							
County:	Carroll	Improvements to sidewalks and pedestrian ramps in Bogard.				Engineering:	12	1	1	1	6	0
Route:	RT W					R/W:	0	0	0	0	0	0
Job No.:	1P2219C					Construction:	0	0	0	0	92	0
Length:	0.49	MPO:	N			FFOS:	0	0	0	0	0	0
Fund Cat:	Taking Care Of System	Fed:	82	State:	19	Local:	0					
Sec Cat:	Rehab And Reconst	Awd Date:	2020	Anticipated Fed Cat:	S.T.P.	Payments:	0	0	0	0	0	0
TIP #:		Future Cost:	0	Estimate Total:	113							
County:	Chariton	Pavement and shoulder improvements from Rte. 5 in Keytesville to Randolph County line.				Engineering:	182	287	0	0	0	0
Route:	US 24					R/W:	0	0	0	0	0	0
Job No.:	1P3005					Construction:	0	4,039	0	0	0	0
Length:	13.16	MPO:	N			FFOS:	0	0	0	0	0	0
Fund Cat:	Taking Care Of System	Fed:	3,461	State:	865	Local:	0					
Sec Cat:	Rehab And Reconst	Awd Date:	Summer 16	Anticipated Fed Cat:	NHPP	Payments:	0	0	0	0	0	0
TIP #:		Future Cost:	0	Estimate Total:	4,508							
County:	Chariton	Replace bridge over Middle Fork Chariton River, 1.8 miles west of Rte. 129 near Salisbury. Project involves bridge G0826.				Engineering:	0	5	37	45	80	0
Route:	US 24					R/W:	0	0	0	0	0	0
Job No.:	1P3132					Construction:	0	0	0	0	983	0
Length:	0.12	MPO:	N			FFOS:	0	0	0	0	0	0
Fund Cat:	Taking Care Of System	Fed:	920	State:	230	Local:	0					
Sec Cat:	Rehab And Reconst	Awd Date:	2020	Anticipated Fed Cat:	NHPP	Payments:	0	0	0	0	0	0
TIP #:		Future Cost:	0	Estimate Total:	1,150							

* Subject to the approval of the Transportation Improvement Plan by the governing Metropolitan Planning Organization.



2017-2021 Highway and Bridge Construction Schedule

Construction contingency applied to construction cost in the year the project is awarded.
 Three percent project growth factor compounded annually is applied to right-of-way and construction costs in program years 2, 3, 4, and 5.
 No inflation is applied to the Funding From Other Sources (FFOS) or Payments.
 Engineering includes PE costs, CE costs and R/W incidentals.

						STATE FISCAL YEAR PROJECT BUDGETING						
						Prior Prog.	7/2016-6/2017	7/2017-6/2018	7/2018-6/2019	7/2019-6/2020	7/2020-6/2021	
County:	Chariton	Replace bridge over Mussel Fork River, 0.1 mile west of Keytesville. Project involves bridge H0520.				Engineering:	15	66	112	178	0	0
Route:	US 24					R/W:	0	0	5	0	0	0
Job No.:	2P2182					Construction:	0	0	0	2,122	0	0
Length:	0.08	MPO:	N			FFOS:	0	0	0	0	0	0
Fund Cat:	Taking Care Of System	Fed:	1,987	State:	496	Local:	0					
Sec Cat:	Rehab And Reconst	Awd Date:	2019	Anticipated Fed Cat:	NHPP	Payments:	0	0	0	0	0	0
TIP #:		Future Cost:	0	Estimate Total:	2,498							
County:	Chariton	Replace bridge to the overflow structure of the Middle Fork Chariton River, 1.5 miles east of Rte. 129 near Salisbury. Project involves bridge G0891.				Engineering:	28	10	103	172	272	0
Route:	US 24					R/W:	0	0	0	0	0	0
Job No.:	2P2183					Construction:	0	0	0	0	3,387	0
Length:	0.06	MPO:	N			FFOS:	0	0	0	0	0	0
Fund Cat:	Taking Care Of System	Fed:	3,155	State:	789	Local:	0					
Sec Cat:	Rehab And Reconst	Awd Date:	2020	Anticipated Fed Cat:	NHPP	Payments:	0	0	0	0	0	0
TIP #:		Future Cost:	0	Estimate Total:	3,972							
County:	Clinton	Replace bridge over McGuire Creek, 1.7 miles west of Rte. 169 near Gower. Project involves bridge Z0383.				Engineering:	0	16	19	0	0	0
Route:	MO 116					R/W:	0	2	0	0	0	0
Job No.:	1S3125					Construction:	0	0	206	0	0	0
Length:	0.02	MPO:	N			FFOS:	0	0	0	0	0	0
Fund Cat:	Taking Care Of System	AC-State:	195	State:	48	Local:	0					
Sec Cat:	Rehab And Reconst	Awd Date:	Summer 17	Anticipated Fed Cat:	S.T.P.	Payments:	0	0	0	0	0	0
TIP #:		Future Cost:	0	Estimate Total:	243							
County:	Clinton	Replace bridge over Castile Creek, 1 mile southeast of Gower. Project involves bridge L0679.				Engineering:	3	72	122	174	0	0
Route:	US 169					R/W:	0	0	5	0	0	0
Job No.:	1P3103					Construction:	0	0	0	1,994	0	0
Length:	0.19	MPO:	N			FFOS:	0	0	0	0	0	0
Fund Cat:	Taking Care Of System	Fed:	1,894	State:	473	Local:	0					
Sec Cat:	Rehab And Reconst	Awd Date:	2019	Anticipated Fed Cat:	NHPP	Payments:	0	0	0	0	0	0
TIP #:		Future Cost:	0	Estimate Total:	2,370							
County:	Clinton	Replace bridge deck over I-35, 4.4 miles south of Cameron. Project involves bridge A1152.				Engineering:	6	13	32	69	0	0
Route:	US 69					R/W:	0	0	0	0	0	0
Job No.:	1S3059					Construction:	0	0	0	849	0	0
Length:	0.13	MPO:	N			FFOS:	0	0	0	0	0	0
Fund Cat:	Taking Care Of System	Fed:	770	State:	193	Local:	0					
Sec Cat:	Rehab And Reconst	Awd Date:	2019	Anticipated Fed Cat:	NHPP	Payments:	0	0	0	0	0	0
TIP #:		Future Cost:	0	Estimate Total:	969							

* Subject to the approval of the Transportation Improvement Plan by the governing Metropolitan Planning Organization.



2017-2021 Highway and Bridge Construction Schedule

Construction contingency applied to construction cost in the year the project is awarded.

Three percent project growth factor compounded annually is applied to right-of-way and construction costs in program years 2, 3, 4, and 5.

No inflation is applied to the Funding From Other Sources (FFOS) or Payments.

Engineering includes PE costs, CE costs and R/W incidentals.

						STATE FISCAL YEAR PROJECT BUDGETING							
						Prior Prog.	7/2016-6/2017	7/2017-6/2018	7/2018-6/2019	7/2019-6/2020	7/2020-6/2021		
County:	Clinton	Pavement and shoulder improvements from Rte. 116 in Plattsburg to Rte. CC in Clay County. \$760,000 Open Container funds.					Engineering:	31	62	0	0	0	0
Route:	RT C						R/W:	6	0	0	0	0	0
Job No.:	1S3088						Construction:	0	868	0	0	0	0
Length:	8.63	MPO:	Y				FFOS:	0	760	0	0	0	0
Fund Cat:	Taking Care Of System	Fed:	744	State:	186	Local:	0						
Sec Cat:	Preventive Maint	Awd Date:	Summer 16	Anticipated Fed Cat:	S.T.P.								
TIP #:		Future Cost:	0	Estimate Total:	967	Payments:	0	0	0	0	0	0	
County:	Daviess	Replace bridge over Honey Creek, 0.5 miles north of Rte. HH near Gallatin. Project involves bridge J0860.					Engineering:	108	42	99	0	0	0
Route:	MO 13						R/W:	0	10	0	0	0	0
Job No.:	1S0579						Construction:	0	0	1,351	0	0	0
Length:	0.15	MPO:	N				FFOS:	0	0	0	0	0	0
Fund Cat:	Taking Care Of System	Fed:	1,202	State:	300	Local:	0						
Sec Cat:	Rehab And Reconst	Awd Date:	Fall 17	Anticipated Fed Cat:	NHPP								
TIP #:		Future Cost:	0	Estimate Total:	1,610	Payments:	0	0	0	0	0	0	
County:	Daviess	Pavement improvement from Rte. F in Jamesport to Rte. U near Lock Springs.					Engineering:	20	99	0	0	0	0
Route:	MO 190						R/W:	0	0	0	0	0	0
Job No.:	1S3118						Construction:	0	1,153	0	0	0	0
Length:	12.77	MPO:	N				FFOS:	0	0	0	0	0	0
Fund Cat:	Taking Care Of System	AC-State:	1,001	State:	251	Local:	0						
Sec Cat:	Low Type Resurfacing	Awd Date:	Fall 16	Anticipated Fed Cat:	S.T.P.								
TIP #:		Future Cost:	0	Estimate Total:	1,272	Payments:	0	0	0	0	0	0	
County:	Daviess	Job Order Contracting for pavement repair from Rte. 6 in Daviess County near Winston to the Clay County line.					Engineering:	0	18	0	0	0	0
Route:	IS 35						R/W:	0	0	0	0	0	0
Job No.:	0I3003E						Construction:	0	250	0	0	0	0
Length:	32.17	MPO:	N				FFOS:	0	0	0	0	0	0
Fund Cat:	Statewide Interstate And Major Bridge	AC-State:	241	State:	27	Local:	0						
Sec Cat:	Preventive Maint	Awd Date:	Spring 17	Anticipated Fed Cat:	NHPP								
TIP #:		Future Cost:	0	Estimate Total:	268	Payments:	0	0	0	0	0	0	
County:	Daviess	Pavement improvement from I-35 to Rte. 6 West near Altamont.					Engineering:	0	4	17	0	0	0
Route:	US 69						R/W:	0	0	0	0	0	0
Job No.:	1L1801D						Construction:	0	0	232	0	0	0
Length:	3.18	MPO:	N				FFOS:	0	0	0	0	0	0
Fund Cat:	Taking Care Of System	AC-State:	203	State:	50	Local:	0						
Sec Cat:	Low Type Resurfacing	Awd Date:	Fall 17	Anticipated Fed Cat:	S.T.P.								
TIP #:		Future Cost:	0	Estimate Total:	253	Payments:	0	0	0	0	0	0	

* Subject to the approval of the Transportation Improvement Plan by the governing Metropolitan Planning Organization.



2017-2021 Highway and Bridge Construction Schedule

Construction contingency applied to construction cost in the year the project is awarded.
 Three percent project growth factor compounded annually is applied to right-of-way and construction costs in program years 2, 3, 4, and 5.
 No inflation is applied to the Funding From Other Sources (FFOS) or Payments.
 Engineering includes PE costs, CE costs and R/W incidentals.

						STATE FISCAL YEAR PROJECT BUDGETING						
						Prior Prog.	7/2016-6/2017	7/2017-6/2018	7/2018-6/2019	7/2019-6/2020	7/2020-6/2021	
County:	Daviess	Pavement and shoulder improvements from I-35 to Pence Road, 0.4 mile north of Rte. 36 in Cameron. \$690,000 Open Container Funds.				Engineering:	35	207	0	0	0	0
Route:	US 69					R/W:	0	0	0	0	0	0
Job No.:	1S3028					Construction:	0	1,750	0	0	0	0
Length:	7.29	MPO:	N			FFOS:	0	690	0	0	0	0
Fund Cat:	Taking Care Of System	Fed:	1,566	State:	391	Local:	0					
Sec Cat:	Thin Lift Overlay	Awd Date:	Fall 16	Anticipated Fed Cat:	S.T.P.		Payments:	0	0	0	0	0
TIP #:		Future Cost:	0	Estimate Total:	1,992							
County:	Daviess	Replace bridge deck over I-35, 3.8 miles west of Rte. 13 near Coffey. Project involves bridge A1917.				Engineering:	0	15	25	53	0	0
Route:	RT B					R/W:	0	0	0	0	0	0
Job No.:	1S3141					Construction:	0	0	0	658	0	0
Length:	0.11	MPO:	N			FFOS:	0	0	0	0	0	0
Fund Cat:	Taking Care Of System	Fed:	600	State:	151	Local:	0					
Sec Cat:	Rehab And Reconst	Awd Date:	2019	Anticipated Fed Cat:	NHPP		Payments:	0	0	0	0	0
TIP #:		Future Cost:	0	Estimate Total:	751							
County:	Daviess	Replace bridge deck over I-35, 0.8 mile east of Rte. 69 near Pattonsburg. Project involves bridge A1809.				Engineering:	0	14	24	50	0	0
Route:	RT C					R/W:	0	0	0	0	0	0
Job No.:	1S3131					Construction:	0	0	0	626	0	0
Length:	0.11	MPO:	N			FFOS:	0	0	0	0	0	0
Fund Cat:	Taking Care Of System	Fed:	571	State:	143	Local:	0					
Sec Cat:	Rehab And Reconst	Awd Date:	2019	Anticipated Fed Cat:	NHPP		Payments:	0	0	0	0	0
TIP #:		Future Cost:	0	Estimate Total:	714							
County:	Daviess	Replace bridge deck over I-35, 1 mile east of Rte. 69 near Pattonsburg. Project involves bridge A1807.				Engineering:	0	8	12	40	0	0
Route:	RT DD					R/W:	0	0	0	0	0	0
Job No.:	1S3130					Construction:	0	0	0	546	0	0
Length:	0.11	MPO:	N			FFOS:	0	0	0	0	0	0
Fund Cat:	Taking Care Of System	Fed:	485	State:	121	Local:	0					
Sec Cat:	Rehab And Reconst	Awd Date:	2019	Anticipated Fed Cat:	NHPP		Payments:	0	0	0	0	0
TIP #:		Future Cost:	0	Estimate Total:	606							
County:	Daviess	Replace bridge deck over I-35, 1 mile west of Rte. 69 near Altamont. Project involves bridge A1801.				Engineering:	12	10	18	49	0	0
Route:	RT KK					R/W:	0	0	0	0	0	0
Job No.:	1S2166					Construction:	0	0	0	637	0	0
Length:	0.08	MPO:	N			FFOS:	0	0	0	0	0	0
Fund Cat:	Taking Care Of System	Fed:	571	State:	143	Local:	0					
Sec Cat:	Preventive Maint	Awd Date:	2019	Anticipated Fed Cat:	NHPP		Payments:	0	0	0	0	0
TIP #:		Future Cost:	0	Estimate Total:	726							

* Subject to the approval of the Transportation Improvement Plan by the governing Metropolitan Planning Organization.



2017-2021 Highway and Bridge Construction Schedule

Construction contingency applied to construction cost in the year the project is awarded.
 Three percent project growth factor compounded annually is applied to right-of-way and construction costs in program years 2, 3, 4, and 5.
 No inflation is applied to the Funding From Other Sources (FFOS) or Payments.
 Engineering includes PE costs, CE costs and R/W incidentals.

						STATE FISCAL YEAR PROJECT BUDGETING						
						Prior Prog.	7/2016-6/2017	7/2017-6/2018	7/2018-6/2019	7/2019-6/2020	7/2020-6/2021	
County:	Dekalb	Replace bridge over Third Fork Platte River, 0.3 mile west of Rte. F near Union Star.				Engineering:	0	35	60	84	0	0
Route:	US 169	Project involves bridge J0605.				R/W:	0	0	0	0	0	0
Job No.:	1P3146					Construction:	0	0	0	955	0	0
Length:	0.07	MPO: N				FFOS:	0	0	0	0	0	0
Fund Cat:	Taking Care Of System	Fed:	908	State:	226	Local:	0					
Sec Cat:	Rehab And Reconst	Awd Date:	2019	Anticipated Fed Cat:	NHPP	Payments:	0	0	0	0	0	0
TIP #:		Future Cost:	0	Estimate Total:	1,134							
County:	Dekalb	Pavement improvement from Rte. 169 to Rte. 36 near Clarksdale.				Engineering:	2	305	0	0	0	0
Route:	MO 31					R/W:	0	0	0	0	0	0
Job No.:	1P3104					Construction:	0	2,990	0	0	0	0
Length:	16.45	MPO: N				FFOS:	0	0	0	0	0	0
Fund Cat:	Taking Care Of System	AC-State:	2,636	State:	659	Local:	0					
Sec Cat:	Thin Lift Overlay	Awd Date:	Winter 17	Anticipated Fed Cat:	S.T.P.	Payments:	0	0	0	0	0	0
TIP #:		Future Cost:	0	Estimate Total:	3,297							
County:	Dekalb	Replace bridge decks in the eastbound and westbound lanes over I-35 in Cameron.				Engineering:	86	169	0	0	0	0
Route:	US 36	Project involves twin bridges A1059.				R/W:	0	0	0	0	0	0
Job No.:	1P0875					Construction:	0	1,930	0	0	0	0
Length:	0.16	MPO: N				FFOS:	0	0	0	0	0	0
Fund Cat:	Taking Care Of System	Fed:	1,680	State:	419	Local:	0					
Sec Cat:	Rehab And Reconst	Awd Date:	Summer 16	Anticipated Fed Cat:	NHPP	Federal Oversight						
TIP #:		Future Cost:	0	Estimate Total:	2,185	Payments:	0	0	0	0	0	0
County:	Dekalb	Pavement improvement in eastbound lane from east of Grindstone Creek to Caldwell County line, and westbound lane from Rte. C to Caldwell County line near Cameron.				Engineering:	29	58	164	0	0	0
Route:	US 36					R/W:	0	0	0	0	0	0
Job No.:	1P0918					Construction:	0	0	2,178	0	0	0
Length:	5.47	MPO: N				FFOS:	0	0	0	0	0	0
Fund Cat:	Taking Care Of System	AC-State:	1,919	State:	481	Local:	0					
Sec Cat:	Rehab And Reconst	Awd Date:	Summer 17	Anticipated Fed Cat:	NHPP	Payments:	0	0	0	0	0	0
TIP #:		Future Cost:	0	Estimate Total:	2,429							
County:	Dekalb	Reconstruct the horizontal curve in the westbound lane 0.2 mile east of Rte. 33 near Osborn.				Engineering:	53	73	231	0	0	0
Route:	US 36					R/W:	0	5	0	0	0	0
Job No.:	1P3086					Construction:	0	0	3,046	0	0	0
Length:	0.41	MPO: N				FFOS:	0	0	0	0	0	0
Fund Cat:	Safety	Fed:	3,019	State:	336	Local:	0					
Sec Cat:	Safety	Awd Date:	Summer 17	Anticipated Fed Cat:	Safety	Federal Oversight						
TIP #:		Future Cost:	0	Estimate Total:	3,408	Payments:	0	0	0	0	0	0

* Subject to the approval of the Transportation Improvement Plan by the governing Metropolitan Planning Organization.



2017-2021 Highway and Bridge Construction Schedule

Construction contingency applied to construction cost in the year the project is awarded.
 Three percent project growth factor compounded annually is applied to right-of-way and construction costs in program years 2, 3, 4, and 5.
 No inflation is applied to the Funding From Other Sources (FFOS) or Payments.
 Engineering includes PE costs, CE costs and R/W incidentals.

						STATE FISCAL YEAR PROJECT BUDGETING						
						Prior Prog.	7/2016-6/2017	7/2017-6/2018	7/2018-6/2019	7/2019-6/2020	7/2020-6/2021	
County:	Dekalb	Pavement and shoulder improvements on eastbound lanes from east of Rte. 31 to Rte. 33 (north) near Osborn.				Engineering:	2	48	169	0	0	0
Route:	US 36					R/W:	0	0	0	0	0	0
Job No.:	1P3105					Construction:	0	0	2,060	0	0	0
Length:	10.50	MPO: N				FFOS:	0	0	0	0	0	0
Fund Cat:	Taking Care Of System	AC-State: 1,822	State: 455	Local: 0		Payments:	0	0	0	0	0	0
Sec Cat:	Thin Lift Overlay	Awd Date: Summer 17	Anticipated Fed Cat: NHPP									
TIP #:		Future Cost: 0	Estimate Total: 2,279									
County:	Dekalb	Replace bridge over North Fork Lost Creek, 1.6 miles south of Rte. Z near Maysville. Project involves bridge T0641.				Engineering:	0	2	8	32	54	0
Route:	RT A					R/W:	0	0	0	5	0	0
Job No.:	1S3137					Construction:	0	0	0	0	546	0
Length:	0.10	MPO: N				FFOS:	0	0	0	0	0	0
Fund Cat:	Taking Care Of System	Fed: 518	State: 129	Local: 0		Payments:	0	0	0	0	0	0
Sec Cat:	Rehab And Reconst	Awd Date: 2020	Anticipated Fed Cat: NHPP									
TIP #:		Future Cost: 0	Estimate Total: 647									
County:	Dekalb	Replace bridge over Ervens Branch, 0.4 mile north of Rte W near Maysville. Project involves bridge S0419.				Engineering:	1	16	40	26	40	0
Route:	RT D					R/W:	0	0	0	11	0	0
Job No.:	1S0588					Construction:	0	0	0	0	656	0
Length:	0.40	MPO: N				FFOS:	0	0	0	0	0	0
Fund Cat:	Taking Care Of System	Fed: 632	State: 157	Local: 0		Payments:	0	0	0	0	0	0
Sec Cat:	Rehab And Reconst	Awd Date: 2020	Anticipated Fed Cat: NHPP									
TIP #:		Future Cost: 0	Estimate Total: 790									
County:	Dekalb	Pavement improvement from Rte. 169 to end of state maintenance, near Union Star.				Engineering:	0	15	0	0	0	0
Route:	RT Z					R/W:	0	0	0	0	0	0
Job No.:	1L1703C					Construction:	0	150	0	0	0	0
Length:	2.01	MPO: N				FFOS:	0	0	0	0	0	0
Fund Cat:	Taking Care Of System	Fed: 132	State: 33	Local: 0		Payments:	0	0	0	0	0	0
Sec Cat:	Low Type Resurfacing	Awd Date: Fall 16	Anticipated Fed Cat: S.T.P.									
TIP #:		Future Cost: 0	Estimate Total: 165									
County:	Gentry	Pavement improvement from 1.1 miles east of Rte. 169 to 0.5 mile west of Rte. C in Albany.				Engineering:	9	29	67	0	0	0
Route:	US 136					R/W:	0	0	0	0	0	0
Job No.:	1P3006					Construction:	0	0	867	0	0	0
Length:	3.86	MPO: N				FFOS:	0	0	0	0	0	0
Fund Cat:	Taking Care Of System	AC-State: 770	State: 193	Local: 0		Payments:	0	0	0	0	0	0
Sec Cat:	Thin Lift Overlay	Awd Date: Summer 17	Anticipated Fed Cat: NHPP									
TIP #:		Future Cost: 0	Estimate Total: 972									

* Subject to the approval of the Transportation Improvement Plan by the governing Metropolitan Planning Organization.



2017-2021 Highway and Bridge Construction Schedule

Construction contingency applied to construction cost in the year the project is awarded.
 Three percent project growth factor compounded annually is applied to right-of-way and construction costs in program years 2, 3, 4, and 5.
 No inflation is applied to the Funding From Other Sources (FFOS) or Payments.
 Engineering includes PE costs, CE costs and R/W incidentals.

		STATE FISCAL YEAR PROJECT BUDGETING					
		Prior Prog.	7/2016-6/2017	7/2017-6/2018	7/2018-6/2019	7/2019-6/2020	7/2020-6/2021
County: Gentry	Pavement and shoulder improvements from Stanberry to Rte. 31 in Dekalb County.	Engineering:	3	389	0	0	0
Route: US 169		R/W:	0	0	0	0	0
Job No.: 1P2208		Construction:	0	3,624	0	0	0
Length: 17.70 MPO: N		FFOS:	0	0	0	0	0
Fund Cat: Taking Care Of System	AC-State: 3,210 State: 803 Local: 0	Payments:	0	0	0	0	0
Sec Cat: Thin Lift Overlay	Awd Date: Winter 17 Anticipated Fed Cat: S.T.P.						
TIP #:	Future Cost: 0 Estimate Total: 4,016						
County: Harrison	Job Order Contracting for pavement repair from the Iowa State line to Rte. 6 in Daviess County near Winston.	Engineering:	0	18	0	0	0
Route: IS 35		R/W:	0	0	0	0	0
Job No.: 0I3003D		Construction:	0	250	0	0	0
Length: 49.20 MPO: N		FFOS:	0	0	0	0	0
Fund Cat: Statewide Interstate And Major Bridge	AC-State: 241 State: 27 Local: 0	Payments:	0	0	0	0	0
Sec Cat: Preventive Maint	Awd Date: Spring 17 Anticipated Fed Cat: NHPP						
TIP #:	Future Cost: 0 Estimate Total: 268						
County: Harrison	Pavement improvement from Rte. N, at Eagleville, to Rte. 136 at Bethany. Excludes concrete pavement in the southbound lanes north of Bethany.	Engineering:	0	20	134	742	0
Route: IS 35		R/W:	0	0	0	0	0
Job No.: 1I3017		Construction:	0	0	0	5,835	0
Length: 14.08 MPO: N		FFOS:	0	0	0	0	0
Fund Cat: Statewide Interstate And Major Bridge	AC-State: 6,057 State: 674 Local: 0	Payments:	0	0	0	0	0
Sec Cat: Rehab And Reconst	Awd Date: 2019 Anticipated Fed Cat: NHPP <u>Federal Oversight</u>						
TIP #:	Future Cost: 0 Estimate Total: 6,731						
County: Harrison	Pavement improvements from I-35, at the Iowa State line, to Rte. M in Eagleville.	Engineering:	22	58	0	0	0
Route: US 69		R/W:	9	0	0	0	0
Job No.: 1L1600D		Construction:	0	814	0	0	0
Length: 9.50 MPO: N		FFOS:	0	0	0	0	0
Fund Cat: Taking Care Of System	Fed: 698 State: 174 Local: 0	Payments:	0	0	0	0	0
Sec Cat: Low Type Resurfacing	Awd Date: Summer 16 Anticipated Fed Cat: S.T.P.						
TIP #:	Future Cost: 0 Estimate Total: 903						
County: Harrison	Pavement improvement from Rte. AA to Rte. C, near Pattonsburg.	Engineering:	0	9	37	0	0
Route: US 69		R/W:	0	0	0	0	0
Job No.: 1L1801B		Construction:	0	0	464	0	0
Length: 5.89 MPO: N		FFOS:	0	0	0	0	0
Fund Cat: Taking Care Of System	AC-State: 408 State: 102 Local: 0	Payments:	0	0	0	0	0
Sec Cat: Low Type Resurfacing	Awd Date: Fall 17 Anticipated Fed Cat: S.T.P.						
TIP #:	Future Cost: 0 Estimate Total: 510						

* Subject to the approval of the Transportation Improvement Plan by the governing Metropolitan Planning Organization.



2017-2021 Highway and Bridge Construction Schedule

Construction contingency applied to construction cost in the year the project is awarded.

Three percent project growth factor compounded annually is applied to right-of-way and construction costs in program years 2, 3, 4, and 5.

No inflation is applied to the Funding From Other Sources (FFOS) or Payments.

Engineering includes PE costs, CE costs and R/W incidentals.

						STATE FISCAL YEAR PROJECT BUDGETING						
						Prior Prog.	7/2016-6/2017	7/2017-6/2018	7/2018-6/2019	7/2019-6/2020	7/2020-6/2021	
County:	Harrison	Pavement improvement from Rte. 136 to Rte. 146 near Mount Moriah.				Engineering:	0	100	0	0	0	0
Route:	RT CC					R/W:	0	0	0	0	0	0
Job No.:	1L1703J					Construction:	0	1,020	0	0	0	0
Length:	11.80	MPO:	N			FFOS:	0	0	0	0	0	0
Fund Cat:	Taking Care Of System	AC-State:	896	State:	224	Local:	0					
Sec Cat:	Low Type Resurfacing	Awd Date:	Winter 17		Anticipated Fed Cat:	S.T.P.						
TIP #:		Future Cost:	0			Estimate Total:	1,120					
County:	Harrison	Replace bridge deck over Big Muddy Creek, 0.1 mile south of Rte. M. Project involves bridge N0408.				Engineering:	0	10	26	0	0	0
Route:	RT EE					R/W:	0	0	0	0	0	0
Job No.:	1S3123					Construction:	0	0	309	0	0	0
Length:	0.07	MPO:	N			FFOS:	0	0	0	0	0	0
Fund Cat:	Taking Care Of System	Fed:	276	State:	69	Local:	0					
Sec Cat:	Rehab And Reconst	Awd Date:	Fall 17		Anticipated Fed Cat:	NHPP						
TIP #:		Future Cost:	0			Estimate Total:	345					
County:	Harrison	Replace bridge deck over I-35, 1.3 miles west of Rte. 13 near Coffey. Project involves bridge A1919.				Engineering:	0	15	43	0	0	0
Route:	RT H					R/W:	0	0	0	0	0	0
Job No.:	1S3124					Construction:	0	0	489	0	0	0
Length:	0.12	MPO:	N			FFOS:	0	0	0	0	0	0
Fund Cat:	Taking Care Of System	Fed:	437	State:	110	Local:	0					
Sec Cat:	Rehab And Reconst	Awd Date:	Fall 17		Anticipated Fed Cat:	NHPP						
TIP #:		Future Cost:	0			Estimate Total:	547					
County:	Harrison	Replace bridge deck over Coal Creek, 1.2 miles north of Rte. WW near Cainsville. Project involves bridge N0373.				Engineering:	0	10	26	0	0	0
Route:	RT V					R/W:	0	0	0	0	0	0
Job No.:	1S3122					Construction:	0	0	309	0	0	0
Length:	0.06	MPO:	N			FFOS:	0	0	0	0	0	0
Fund Cat:	Taking Care Of System	Fed:	276	State:	69	Local:	0					
Sec Cat:	Rehab And Reconst	Awd Date:	Fall 17		Anticipated Fed Cat:	NHPP						
TIP #:		Future Cost:	0			Estimate Total:	345					
County:	Holt	Pavement improvement from Rte. W, in Corning, to Spur 111 in Craig.				Engineering:	0	51	0	0	0	0
Route:	MO 111					R/W:	0	0	0	0	0	0
Job No.:	1L1703D					Construction:	0	600	0	0	0	0
Length:	8.30	MPO:	N			FFOS:	0	0	0	0	0	0
Fund Cat:	Taking Care Of System	Fed:	521	State:	130	Local:	0					
Sec Cat:	Low Type Resurfacing	Awd Date:	Fall 16		Anticipated Fed Cat:	S.T.P.						
TIP #:		Future Cost:	0			Estimate Total:	651					

* Subject to the approval of the Transportation Improvement Plan by the governing Metropolitan Planning Organization.



2017-2021 Highway and Bridge Construction Schedule

Construction contingency applied to construction cost in the year the project is awarded.
 Three percent project growth factor compounded annually is applied to right-of-way and construction costs in program years 2, 3, 4, and 5.
 No inflation is applied to the Funding From Other Sources (FFOS) or Payments.
 Engineering includes PE costs, CE costs and R/W incidentals.

						STATE FISCAL YEAR PROJECT BUDGETING						
						Prior Prog.	7/2016-6/2017	7/2017-6/2018	7/2018-6/2019	7/2019-6/2020	7/2020-6/2021	
County:	Holt	Pavement and shoulder improvements from Rte. T, in Forest City, to Rte. 59 in Oregon.				Engineering:	0	5	15	61	0	0
Route:	MO 111					R/W:	0	0	0	0	0	
Job No.:	1S3153					Construction:	0	0	0	796	0	
Length:	2.48	MPO: N				FFOS:	0	0	0	0	0	
Fund Cat:	Taking Care Of System	AC-State:	702	State:	175	Local:	0					
Sec Cat:	Thin Lift Overlay	Awd Date:	2019	Anticipated Fed Cat:	S.T.P.		Payments:	0	0	0	0	
TIP #:		Future Cost:	0	Estimate Total:	877							
County:	Holt	Replace bridge over Penny Slough Creek, 1.2 miles west of Rte. 111 near Fortescue. Involves bridge A2584.				Engineering:	0	39	62	106	0	0
Route:	US 159					R/W:	0	0	5	0	0	
Job No.:	1P3128					Construction:	0	0	0	1,167	0	
Length:	0.10	MPO: N				FFOS:	0	0	0	0	0	
Fund Cat:	Taking Care Of System	Fed:	1,104	State:	275	Local:	0					
Sec Cat:	Rehab And Reconst	Awd Date:	2019	Anticipated Fed Cat:	NHPP		Payments:	0	0	0	0	
TIP #:		Future Cost:	0	Estimate Total:	1,379							
County:	Holt	Replace bridge deck on bridge over I-29 near Mound City. Project involves bridge A2535.				Engineering:	0	10	17	56	0	0
Route:	US 159					R/W:	0	0	0	0	0	
Job No.:	1S3127					Construction:	0	0	0	743	0	
Length:	0.13	MPO: N				FFOS:	0	0	0	0	0	
Fund Cat:	Taking Care Of System	Fed:	660	State:	166	Local:	0					
Sec Cat:	Rehab And Reconst	Awd Date:	2019	Anticipated Fed Cat:	NHPP		Payments:	0	0	0	0	
TIP #:		Future Cost:	0	Estimate Total:	826							
County:	Holt	Replace bridge deck and expansion joints over the Nodaway River in the southbound lane, 0.8 mile south of Rte. 59 near Oregon. Project involves bridge A1287.				Engineering:	30	100	284	0	0	0
Route:	IS 29					R/W:	0	0	0	0	0	
Job No.:	1I3020					Construction:	0	0	3,955	0	0	
Length:	0.16	MPO: N				FFOS:	0	0	0	0	0	
Fund Cat:	Statewide Interstate And Major Bridge	Fed:	3,905	State:	434	Local:	0					
Sec Cat:	Rehab And Reconst	Awd Date:	Summer 17	Anticipated Fed Cat:	NHPP Federal Oversight		Payments:	0	0	0	0	
TIP #:		Future Cost:	0	Estimate Total:	4,369							
County:	Holt	Pavement and shoulder improvement from Rte. W to Rte. 118 at Mound City.				Engineering:	110	183	576	0	0	0
Route:	IS 29					R/W:	0	0	0	0	0	
Job No.:	1I3093					Construction:	0	0	7,543	0	0	
Length:	15.24	MPO: N				FFOS:	0	0	0	0	0	
Fund Cat:	Statewide Interstate And Major Bridge	AC-State:	7,473	State:	829	Local:	0					
Sec Cat:	Preventive Maint	Awd Date:	Summer 17	Anticipated Fed Cat:	NHPP Federal Oversight		Payments:	0	0	0	0	
TIP #:		Future Cost:	0	Estimate Total:	8,412							

* Subject to the approval of the Transportation Improvement Plan by the governing Metropolitan Planning Organization.



2017-2021 Highway and Bridge Construction Schedule

Construction contingency applied to construction cost in the year the project is awarded.
 Three percent project growth factor compounded annually is applied to right-of-way and construction costs in program years 2, 3, 4, and 5.
 No inflation is applied to the Funding From Other Sources (FFOS) or Payments.
 Engineering includes PE costs, CE costs and R/W incidentals.

						STATE FISCAL YEAR PROJECT BUDGETING						
						Prior Prog.	7/2016-6/2017	7/2017-6/2018	7/2018-6/2019	7/2019-6/2020	7/2020-6/2021	
County:	Holt	Bridge improvements in the northbound and southbound lanes over Kimsey Creek and Rte. E near Mound City. Project involves twin bridges A1770 and A1771.				Engineering:	17	5	12	105	276	0
Route:	IS 29					R/W:	0	0	0	0	0	0
Job No.:	113099					Construction:	0	0	0	0	3,856	0
Length:	0.32	MPO:	N			FFOS:	0	0	0	0	0	0
Fund Cat:	Taking Care Of System	Fed:	3,828	State:	426	Local:	0					
Sec Cat:	Rehab And Reconst	Awd Date:	2020	Anticipated Fed Cat:	NHPP	Federal Oversight						
TIP #:		Future Cost:	0	Estimate Total:	4,271	Payments:	0	0	0	0	0	0
County:	Holt	Bridge painting over Davis Creek, 0.2 mile south of Rte. 118 near Mound City. Project involves twin bridges A1767.				Engineering:	8	31	0	0	0	0
Route:	IS 29					R/W:	0	0	0	0	0	0
Job No.:	1P3023B					Construction:	0	373	0	0	0	0
Length:	0.04	MPO:	N			FFOS:	0	0	0	0	0	0
Fund Cat:	Taking Care Of System	AC-State:	363	State:	41	Local:	0					
Sec Cat:	Preventive Maint	Awd Date:	Winter 17	Anticipated Fed Cat:	NHPP							
TIP #:		Future Cost:	0	Estimate Total:	412	Payments:	0	0	0	0	0	0
County:	Holt	Bridge improvements over Davis Creek and abandoned railroad, 0.2 mile and 0.3 mile south of Rte. 118 near Mound City. Project involves twin bridges A1767 and A1768.				Engineering:	18	101	0	0	0	0
Route:	IS 29					R/W:	40	0	0	0	0	0
Job No.:	1P3023C					Construction:	0	1,429	0	0	0	0
Length:	0.07	MPO:	N			FFOS:	0	0	0	0	0	0
Fund Cat:	Taking Care Of System	Fed:	1,377	State:	153	Local:	0					
Sec Cat:	Preventive Maint	Awd Date:	Fall 16	Anticipated Fed Cat:	NHPP							
TIP #:		Future Cost:	0	Estimate Total:	1,588	Payments:	0	0	0	0	0	0
County:	Holt	Replace bridge over Davis Creek, 0.1 mile west of Mound City. Project involves bridge H0670.				Engineering:	21	27	48	0	0	0
Route:	US 59					R/W:	0	5	0	0	0	0
Job No.:	1S0605					Construction:	0	0	510	0	0	0
Length:	0.05	MPO:	N			FFOS:	0	0	0	0	0	0
Fund Cat:	Taking Care Of System	Fed:	472	State:	118	Local:	0					
Sec Cat:	Rehab And Reconst	Awd Date:	Fall 17	Anticipated Fed Cat:	S.T.P.							
TIP #:		Future Cost:	0	Estimate Total:	611	Payments:	0	0	0	0	0	0
County:	Linn	Shoulder improvements in the westbound lane from west of West Yellow Creek to west of Mussel Fork Creek, near Bucklin.				Engineering:	31	5	113	0	0	0
Route:	US 36					R/W:	0	0	0	0	0	0
Job No.:	2P2210					Construction:	0	0	1,545	0	0	0
Length:	9.90	MPO:	N			FFOS:	0	0	0	0	0	0
Fund Cat:	Taking Care Of System	AC-State:	1,330	State:	333	Local:	0					
Sec Cat:	Thin Lift Overlay	Awd Date:	Summer 17	Anticipated Fed Cat:	NHPP							
TIP #:		Future Cost:	0	Estimate Total:	1,694	Payments:	0	0	0	0	0	0

* Subject to the approval of the Transportation Improvement Plan by the governing Metropolitan Planning Organization.



2017-2021 Highway and Bridge Construction Schedule

Construction contingency applied to construction cost in the year the project is awarded.
 Three percent project growth factor compounded annually is applied to right-of-way and construction costs in program years 2, 3, 4, and 5.
 No inflation is applied to the Funding From Other Sources (FFOS) or Payments.
 Engineering includes PE costs, CE costs and R/W incidentals.

						STATE FISCAL YEAR PROJECT BUDGETING						
						Prior Prog.	7/2016-6/2017	7/2017-6/2018	7/2018-6/2019	7/2019-6/2020	7/2020-6/2021	
County: Livingston	Pavement improvement from Rte. 65 to Rte. 139 near Hale.					Engineering:	0	15	46	0	0	0
Route: RT H						R/W:	0	0	0	0	0	0
Job No.: 1L1801E						Construction:	0	0	618	0	0	0
Length: 8.01	MPO: N					FFOS:	0	0	0	0	0	0
Fund Cat: Taking Care Of System	AC-State: 543		State: 136	Local: 0		Payments:	0	0	0	0	0	
Sec Cat: Low Type Resurfacing	Awd Date: Fall 17	Anticipated Fed Cat: S.T.P.										
TIP #:	Future Cost: 0	Estimate Total: 679										
County: Mercer	Replace bridge over Big Muddy Creek, 2.9 miles east of Rte. 65 near Princeton. Project involves bridge H0953.					Engineering:	43	75	105	0	0	0
Route: US 136						R/W:	0	5	0	0	0	0
Job No.: 1P3100						Construction:	0	0	1,140	0	0	0
Length: 0.10	MPO: N					FFOS:	0	0	0	0	0	0
Fund Cat: Taking Care Of System	Fed: 1,060		State: 265	Local: 0		Payments:	0	0	0	0	0	
Sec Cat: Rehab And Reconst	Awd Date: Fall 17	Anticipated Fed Cat: NHPP										
TIP #:	Future Cost: 0	Estimate Total: 1,368										
County: Mercer	Pavement improvement from the Iowa State line to Rte. 136, near Princeton. \$865,000 from District Operating budget.					Engineering:	0	86	0	0	0	0
Route: RT B						R/W:	0	0	0	0	0	0
Job No.: 1L1705						Construction:	0	865	0	0	0	0
Length: 15.38	MPO: N					FFOS:	0	865	0	0	0	0
Fund Cat: Taking Care Of System	Fed: 761		State: 190	Local: 0		Payments:	0	0	0	0	0	
Sec Cat: Low Type Resurfacing	Awd Date: Fall 16	Anticipated Fed Cat: S.T.P.										
TIP #:	Future Cost: 0	Estimate Total: 951										
County: Mercer	Replace bridge over Brushy Creek, 5.7 miles south of Rte. B near Mercer. Project involves bridge P0670.					Engineering:	43	80	0	0	0	0
Route: RT P						R/W:	0	1	0	0	0	0
Job No.: 2S2179						Construction:	0	615	0	0	0	0
Length: 0.08	MPO: N					FFOS:	0	0	0	0	0	0
Fund Cat: Taking Care Of System	Fed: 557		State: 139	Local: 0		Payments:	0	0	0	0	0	
Sec Cat: Rehab And Reconst	Awd Date: Fall 16	Anticipated Fed Cat: S.T.P.										
TIP #:	Future Cost: 0	Estimate Total: 739										
County: Nodaway	Pavement improvement from Rte. 136, in Burlington Junction, to Rte. B near Maitland.					Engineering:	0	127	0	0	0	0
Route: MO 113						R/W:	0	0	0	0	0	0
Job No.: 1L1703E						Construction:	0	1,625	0	0	0	0
Length: 23.12	MPO: N					FFOS:	0	0	0	0	0	0
Fund Cat: Taking Care Of System	Fed: 1,402		State: 350	Local: 0		Payments:	0	0	0	0	0	
Sec Cat: Low Type Resurfacing	Awd Date: Fall 16	Anticipated Fed Cat: S.T.P.										
TIP #:	Future Cost: 0	Estimate Total: 1,752										

* Subject to the approval of the Transportation Improvement Plan by the governing Metropolitan Planning Organization.



2017-2021 Highway and Bridge Construction Schedule

Construction contingency applied to construction cost in the year the project is awarded.

Three percent project growth factor compounded annually is applied to right-of-way and construction costs in program years 2, 3, 4, and 5.

No inflation is applied to the Funding From Other Sources (FFOS) or Payments.

Engineering includes PE costs, CE costs and R/W incidentals.

						STATE FISCAL YEAR PROJECT BUDGETING					
						Prior Prog.	7/2016-6/2017	7/2017-6/2018	7/2018-6/2019	7/2019-6/2020	7/2020-6/2021
County:	Nodaway	Replace bridge over Florida Creek, 0.7 mile west of Rte. AB near Maryville. Project involves bridge S0920.	Engineering:	43	5	27	45	62	0	0	
Route:	MO 46		R/W:	0	0	0	0	0	0	0	
Job No.:	1S0447		Construction:	0	0	0	0	792	0	0	
Length:	0.10	MPO: N	FFOS:	0	0	0	0	0	0	0	
Fund Cat:	Taking Care Of System	Fed: 745 State: 186 Local: 0	Payments:	0	0	0	0	0	0	0	
Sec Cat:	Rehab And Reconst	Awd Date: 2020 Anticipated Fed Cat: NHPP									
TIP #:		Future Cost: 0 Estimate Total: 974									
County:	Nodaway	Replace bridge over White Cloud Creek, 2.3 miles east of Rte. AB near Maryville. Project involves bridge S0922.	Engineering:	7	5	30	50	70	0	0	
Route:	MO 46		R/W:	0	0	0	0	0	0	0	
Job No.:	1S0616		Construction:	0	0	0	0	929	0	0	
Length:	0.10	MPO: N	FFOS:	0	0	0	0	0	0	0	
Fund Cat:	Taking Care Of System	Fed: 867 State: 217 Local: 0	Payments:	0	0	0	0	0	0	0	
Sec Cat:	Rehab And Reconst	Awd Date: 2020 Anticipated Fed Cat: NHPP									
TIP #:		Future Cost: 0 Estimate Total: 1,091									
County:	Nodaway	Replace bridge over Big Slough Creek, 0.8 mile west of Rte. AB near Maryville. Project involves bridge S0919.	Engineering:	0	5	26	42	62	0	0	
Route:	MO 46		R/W:	0	0	0	0	0	0	0	
Job No.:	1S3138		Construction:	0	0	0	0	792	0	0	
Length:	0.10	MPO: N	FFOS:	0	0	0	0	0	0	0	
Fund Cat:	Taking Care Of System	Fed: 743 State: 184 Local: 0	Payments:	0	0	0	0	0	0	0	
Sec Cat:	Rehab And Reconst	Awd Date: 2020 Anticipated Fed Cat: NHPP									
TIP #:		Future Cost: 0 Estimate Total: 927									
County:	Nodaway	Replace bridge over stream, 3.2 miles east of Rte. AB near Maryville. Project involves bridge S0921.	Engineering:	0	5	21	35	51	0	0	
Route:	MO 46		R/W:	0	0	0	0	0	0	0	
Job No.:	1S3139		Construction:	0	0	0	0	656	0	0	
Length:	0.10	MPO: N	FFOS:	0	0	0	0	0	0	0	
Fund Cat:	Taking Care Of System	Fed: 615 State: 153 Local: 0	Payments:	0	0	0	0	0	0	0	
Sec Cat:	Rehab And Reconst	Awd Date: 2020 Anticipated Fed Cat: NHPP									
TIP #:		Future Cost: 0 Estimate Total: 768									
County:	Nodaway	Bridge painting over White Cloud Creek, 1.7 miles north of Rte. B near Bolckow. Project involves bridge H0719.	Engineering:	2	12	0	0	0	0	0	
Route:	US 71		R/W:	0	0	0	0	0	0	0	
Job No.:	1P3056B		Construction:	0	160	0	0	0	0	0	
Length:	0.20	MPO: N	FFOS:	0	0	0	0	0	0	0	
Fund Cat:	Taking Care Of System	Fed: 138 State: 34 Local: 0	Payments:	0	0	0	0	0	0	0	
Sec Cat:	Preventive Maint	Awd Date: Winter 17 Anticipated Fed Cat: NHPP									
TIP #:		Future Cost: 0 Estimate Total: 174									

* Subject to the approval of the Transportation Improvement Plan by the governing Metropolitan Planning Organization.



2017-2021 Highway and Bridge Construction Schedule

Construction contingency applied to construction cost in the year the project is awarded.
 Three percent project growth factor compounded annually is applied to right-of-way and construction costs in program years 2, 3, 4, and 5.
 No inflation is applied to the Funding From Other Sources (FFOS) or Payments.
 Engineering includes PE costs, CE costs and R/W incidentals.

						STATE FISCAL YEAR PROJECT BUDGETING					
						Prior Prog.	7/2016-6/2017	7/2017-6/2018	7/2018-6/2019	7/2019-6/2020	7/2020-6/2021
County: Nodaway	Streambank stabilization to protect bridge pier at bridge over Nodaway River, 2 miles west of Rte. 71 near Clearmont. Project involves bridge L0309. \$674,000 from USDA.	Engineering:	5	93	0	0	0	0	0	0	
Route: RT C		R/W:	0	0	0	0	0	0	0	0	
Job No.: 1S3173		Construction:	0	835	0	0	0	0	0	0	
Length: 0.08	MPO: N	FFOS:	0	627	0	0	0	0	0	0	
Fund Cat: Taking Care Of System	Fed: 742 State: 186 Local: 0	Payments:	0	0	0	0	0	0	0	0	
Sec Cat: Systems Operations	Awd Date: Fall 16 Anticipated Fed Cat: Earmark										
TIP #: Future Cost: 0	Estimate Total: 933										
County: Nodaway	Bridge painting over South Fork Clear Creek, 3.2 miles north of Rte. 71 near Maryville. Project involves bridge R0192.	Engineering:	2	6	0	0	0	0	0	0	
Route: RT FF		R/W:	0	0	0	0	0	0	0	0	
Job No.: 1S3090B		Construction:	0	67	0	0	0	0	0	0	
Length: 0.10	MPO: N	FFOS:	0	0	0	0	0	0	0	0	
Fund Cat: Taking Care Of System	Fed: 59 State: 14 Local: 0	Payments:	0	0	0	0	0	0	0	0	
Sec Cat: Preventive Maint	Awd Date: Winter 17 Anticipated Fed Cat: S.T.P.										
TIP #: Future Cost: 0	Estimate Total: 75										
County: Nodaway	Bridge painting over Middle Fork 102 River, 0.4 mile east of Rte. 148 near Hopkins. Project involves bridge L0737.	Engineering:	2	8	0	0	0	0	0	0	
Route: RT JJ		R/W:	0	0	0	0	0	0	0	0	
Job No.: 1S3057B		Construction:	0	146	0	0	0	0	0	0	
Length: 0.10	MPO: N	FFOS:	0	0	0	0	0	0	0	0	
Fund Cat: Taking Care Of System	Fed: 124 State: 30 Local: 0	Payments:	0	0	0	0	0	0	0	0	
Sec Cat: Preventive Maint	Awd Date: Winter 17 Anticipated Fed Cat: S.T.P.										
TIP #: Future Cost: 0	Estimate Total: 156										
County: Nodaway	Bridge painting over 102 River, 2.2 miles east of Rte. 71 near Arkoe. Project involves bridge R0089.	Engineering:	2	9	0	0	0	0	0	0	
Route: RT U		R/W:	0	0	0	0	0	0	0	0	
Job No.: 1S0623B		Construction:	0	140	0	0	0	0	0	0	
Length: 0.12	MPO: N	FFOS:	0	0	0	0	0	0	0	0	
Fund Cat: Taking Care Of System	Fed: 119 State: 30 Local: 0	Payments:	0	0	0	0	0	0	0	0	
Sec Cat: Preventive Maint	Awd Date: Winter 17 Anticipated Fed Cat: S.T.P.										
TIP #: Future Cost: 0	Estimate Total: 151										
County: Putnam	Replace bridge over West Locust Creek, 1 mile east of Rte. E near Unionville. Project involves bridge J0406.	Engineering:	3	124	201	0	0	0	0	0	
Route: US 136		R/W:	0	5	0	0	0	0	0	0	
Job No.: 1P3067		Construction:	0	0	1,789	0	0	0	0	0	
Length: 0.13	MPO: N	FFOS:	0	0	0	0	0	0	0	0	
Fund Cat: Taking Care Of System	Fed: 1,696 State: 423 Local: 0	Payments:	0	0	0	0	0	0	0	0	
Sec Cat: Rehab And Reconst	Awd Date: Fall 17 Anticipated Fed Cat: NHPP										
TIP #: Future Cost: 0	Estimate Total: 2,122										

* Subject to the approval of the Transportation Improvement Plan by the governing Metropolitan Planning Organization.



2017-2021 Highway and Bridge Construction Schedule

Construction contingency applied to construction cost in the year the project is awarded.
 Three percent project growth factor compounded annually is applied to right-of-way and construction costs in program years 2, 3, 4, and 5.
 No inflation is applied to the Funding From Other Sources (FFOS) or Payments.
 Engineering includes PE costs, CE costs and R/W incidentals.

						STATE FISCAL YEAR PROJECT BUDGETING						
						Prior Prog.	7/2016-6/2017	7/2017-6/2018	7/2018-6/2019	7/2019-6/2020	7/2020-6/2021	
County:	Putnam	Replace bridge deck over Brush Creek, 0.6 mile west of Rte. F near Livonia. Project involves bridge H0440.				Engineering:	0	5	10	26	0	0
Route:	US 136					R/W:	0	0	0	0	0	
Job No.:	1P3152					Construction:	0	0	0	318	0	
Length:	0.02	MPO:	N			FFOS:	0	0	0	0	0	
Fund Cat:	Taking Care Of System	Fed:	287	State:	72	Local:	0					
Sec Cat:	Rehab And Reconst	Awd Date:	2019	Anticipated Fed Cat:	NHPP							
TIP #:		Future Cost:	0	Estimate Total:	359							
County:	Putnam	Replace bridge over Elm Branch, 1.1 miles east of Rte. 139 near Lucerne. Project involves bridge J0400.				Engineering:	28	44	78	0	0	
Route:	US 136					R/W:	0	1	0	0	0	
Job No.:	2P2186					Construction:	0	0	787	0	0	
Length:	0.13	MPO:	N			FFOS:	0	0	0	0	0	
Fund Cat:	Taking Care Of System	Fed:	729	State:	181	Local:	0					
Sec Cat:	Rehab And Reconst	Awd Date:	Fall 17	Anticipated Fed Cat:	NHPP							
TIP #:		Future Cost:	0	Estimate Total:	938							
County:	Putnam	Pavement improvement from the Iowa State line to Rte. 6 in Sullivan County. Includes improvements to pedestrian ramps in Newtown.				Engineering:	0	105	237	0	0	
Route:	MO 139					R/W:	0	0	0	0	0	
Job No.:	1L1800					Construction:	0	0	2,884	0	0	
Length:	35.61	MPO:	N			FFOS:	0	0	0	0	0	
Fund Cat:	Taking Care Of System	AC-State:	2,581	State:	645	Local:	0					
Sec Cat:	Low Type Resurfacing	Awd Date:	2018	Anticipated Fed Cat:	S.T.P.							
TIP #:		Future Cost:	0	Estimate Total:	3,226							
County:	Putnam	Pavement improvements from Iowa State line to Rte. 136 east and from Rte. 136 west to Rte. AA, near Martinstown.				Engineering:	0	115	0	0	0	
Route:	MO 149					R/W:	0	0	0	0	0	
Job No.:	1L1701					Construction:	0	1,380	0	0	0	
Length:	18.25	MPO:	N			FFOS:	0	0	0	0	0	
Fund Cat:	Taking Care Of System	AC-State:	1,196	State:	299	Local:	0					
Sec Cat:	Low Type Resurfacing	Awd Date:	Fall 16	Anticipated Fed Cat:	S.T.P.							
TIP #:		Future Cost:	0	Estimate Total:	1,495							
County:	Putnam	Replace bridge over Shoal Creek, 2.2 miles north of Rte. 129 near Unionville. Project involves bridge N0074.				Engineering:	34	61	0	0	0	
Route:	RT CC					R/W:	0	1	0	0	0	
Job No.:	2S2180					Construction:	0	413	0	0	0	
Length:	0.20	MPO:	N			FFOS:	0	0	0	0	0	
Fund Cat:	Taking Care Of System	Fed:	380	State:	95	Local:	0					
Sec Cat:	Rehab And Reconst	Awd Date:	Fall 16	Anticipated Fed Cat:	S.T.P.							
TIP #:		Future Cost:	0	Estimate Total:	509							

* Subject to the approval of the Transportation Improvement Plan by the governing Metropolitan Planning Organization.



2017-2021 Highway and Bridge Construction Schedule

Construction contingency applied to construction cost in the year the project is awarded.
 Three percent project growth factor compounded annually is applied to right-of-way and construction costs in program years 2, 3, 4, and 5.
 No inflation is applied to the Funding From Other Sources (FFOS) or Payments.
 Engineering includes PE costs, CE costs and R/W incidentals.

						STATE FISCAL YEAR PROJECT BUDGETING						
						Prior Prog.	7/2016-6/2017	7/2017-6/2018	7/2018-6/2019	7/2019-6/2020	7/2020-6/2021	
County:	Putnam	Pavement improvements from Rte. 136 to Schuyler County Line, near Worthington.				Engineering:	0	96	0	0	0	0
Route:	RT W					R/W:	0	0	0	0	0	0
Job No.:	1L1702					Construction:	0	1,105	0	0	0	0
Length:	15.93	MPO:	N			FFOS:	0	0	0	0	0	0
Fund Cat:	Taking Care Of System	AC-State:	961	State:	240	Local:	0					
Sec Cat:	Low Type Resurfacing	Awd Date:	Fall 16		Anticipated Fed Cat:	S.T.P.						
TIP #:		Future Cost:	0			Estimate Total:	1,201					
County:	Sullivan	Pavement improvement from Rte. 6 to Rte. H, near Green City.				Engineering:	0	10	47	0	0	0
Route:	MO 129					R/W:	0	0	0	0	0	0
Job No.:	1L1801C					Construction:	0	0	604	0	0	0
Length:	7.71	MPO:	N			FFOS:	0	0	0	0	0	0
Fund Cat:	Taking Care Of System	AC-State:	529	State:	132	Local:	0					
Sec Cat:	Low Type Resurfacing	Awd Date:	Fall 17		Anticipated Fed Cat:	S.T.P.						
TIP #:		Future Cost:	0			Estimate Total:	661					
County:	Sullivan	Replace bridge over Newtown Branch, 0.6 mile south of Rte. EE near Newtown. Project involves bridge S0583.				Engineering:	25	20	50	78	0	0
Route:	MO 139					R/W:	0	0	0	0	0	0
Job No.:	2S2176					Construction:	0	0	0	743	0	0
Length:	0.20	MPO:	N			FFOS:	0	0	0	0	0	0
Fund Cat:	Taking Care Of System	Fed:	712	State:	179	Local:	0					
Sec Cat:	Rehab And Reconst	Awd Date:	2019		Anticipated Fed Cat:	NHPP						
TIP #:		Future Cost:	0			Estimate Total:	916					
County:	Sullivan	Repair slide 0.9 mile north of Rte. MM, near Browning.				Engineering:	0	6	0	0	0	0
Route:	MO 5					R/W:	0	0	0	0	0	0
Job No.:	1P3155B					Construction:	0	11	0	0	0	0
Length:	0.03	MPO:	N			FFOS:	0	0	0	0	0	0
Fund Cat:	Taking Care Of System	AC-State:	14	State:	3	Local:	0					
Sec Cat:	Systems Operations	Awd Date:	Fall 16		Anticipated Fed Cat:	S.T.P.						
TIP #:		Future Cost:	0			Estimate Total:	17					
County:	Sullivan	Replace bridge over West Yellow Creek, 0.5 mile east of Rte. P near Milan. Project involves bridge L0796.				Engineering:	9	12	41	56	0	0
Route:	MO 6					R/W:	0	0	5	0	0	0
Job No.:	1P3077					Construction:	0	0	0	743	0	0
Length:	0.10	MPO:	N			FFOS:	0	0	0	0	0	0
Fund Cat:	Taking Care Of System	Fed:	685	State:	172	Local:	0					
Sec Cat:	Rehab And Reconst	Awd Date:	2019		Anticipated Fed Cat:	NHPP						
TIP #:		Future Cost:	0			Estimate Total:	866					

* Subject to the approval of the Transportation Improvement Plan by the governing Metropolitan Planning Organization.



2017-2021 Highway and Bridge Construction Schedule

Construction contingency applied to construction cost in the year the project is awarded.
 Three percent project growth factor compounded annually is applied to right-of-way and construction costs in program years 2, 3, 4, and 5.
 No inflation is applied to the Funding From Other Sources (FFOS) or Payments.
 Engineering includes PE costs, CE costs and R/W incidentals.

						STATE FISCAL YEAR PROJECT BUDGETING						
						Prior Prog.	7/2016-6/2017	7/2017-6/2018	7/2018-6/2019	7/2019-6/2020	7/2020-6/2021	
County: Sullivan	Route: MO 6	Job No.: 1P3155	Length: 0.19	MPO: N	Repair slides at four locations between Rte. Y and Green City.	Engineering:	0	21	0	0	0	0
Fund Cat: Taking Care Of System	AC-State: 143	State: 36	Local: 0		R/W:	0	0	0	0	0	0	0
Sec Cat: Systems Operations	Awd Date: Fall 16	Anticipated Fed Cat: S.T.P.			Construction:	0	158	0	0	0	0	0
TIP #: Future Cost: 0	Estimate Total: 179				FFOS:	0	0	0	0	0	0	0
					Payments:	0	0	0	0	0	0	0
County: Sullivan	Route: MO 6	Job No.: 2P0470	Length: 0.10	MPO: N	Replace bridge over West Locust Creek, 1.3 miles west of Rte. Z near Humphreys. Project involves bridge J0379.	Engineering:	3	48	97	160	0	0
Fund Cat: Taking Care Of System	Fed: 1,397	State: 349	Local: 0		R/W:	0	0	9	0	0	0	0
Sec Cat: Rehab And Reconst	Awd Date: 2019	Anticipated Fed Cat: NHPP			Construction:	0	0	0	1,432	0	0	0
TIP #: Future Cost: 0	Estimate Total: 1,749				FFOS:	0	0	0	0	0	0	0
					Payments:	0	0	0	0	0	0	0
County: Sullivan	Route: RT BB	Job No.: 1S3151	Length: 0.14	MPO: N	Replace bridge deck over Rooks Branch, 4.4 miles north of Rte. OO near Milan. Project involves bridge P0528.	Engineering:	0	5	10	24	0	0
Fund Cat: Taking Care Of System	Fed: 265	State: 66	Local: 0		R/W:	0	0	0	0	0	0	0
Sec Cat: Rehab And Reconst	Awd Date: 2019	Anticipated Fed Cat: NHPP			Construction:	0	0	0	292	0	0	0
TIP #: Future Cost: 0	Estimate Total: 331				FFOS:	0	0	0	0	0	0	0
					Payments:	0	0	0	0	0	0	0
County: Sullivan	Route: RT C	Job No.: 1L1704	Length: 11.06	MPO: N	Pavement improvement from Bus. 5 to Rte. 129, near Milan. \$635,000 from District Operating budget.	Engineering:	0	64	0	0	0	0
Fund Cat: Taking Care Of System	Fed: 559	State: 140	Local: 0		R/W:	0	0	0	0	0	0	0
Sec Cat: Low Type Resurfacing	Awd Date: Fall 16	Anticipated Fed Cat: S.T.P.			Construction:	0	635	0	0	0	0	0
TIP #: Future Cost: 0	Estimate Total: 699				FFOS:	0	635	0	0	0	0	0
					Payments:	0	0	0	0	0	0	0
County: Sullivan	Route: RT EE	Job No.: 1S3148	Length: 0.04	MPO: N	Replace bridge deck over Medicine Creek, 0.5 mile east of Rte. 139 near Newtown. Project involves bridge N0448.	Engineering:	0	5	11	38	0	0
Fund Cat: Taking Care Of System	Fed: 426	State: 105	Local: 0		R/W:	0	0	0	0	0	0	0
Sec Cat: Rehab And Reconst	Awd Date: 2019	Anticipated Fed Cat: NHPP			Construction:	0	0	0	477	0	0	0
TIP #: Future Cost: 0	Estimate Total: 531				FFOS:	0	0	0	0	0	0	0
					Payments:	0	0	0	0	0	0	0

* Subject to the approval of the Transportation Improvement Plan by the governing Metropolitan Planning Organization.



2017-2021 Highway and Bridge Construction Schedule

Construction contingency applied to construction cost in the year the project is awarded.

Three percent project growth factor compounded annually is applied to right-of-way and construction costs in program years 2, 3, 4, and 5.

No inflation is applied to the Funding From Other Sources (FFOS) or Payments.

Engineering includes PE costs, CE costs and R/W incidentals.

						STATE FISCAL YEAR PROJECT BUDGETING							
						Prior Prog.	7/2016-6/2017	7/2017-6/2018	7/2018-6/2019	7/2019-6/2020	7/2020-6/2021		
County: Sullivan	Route: RT PP	Job No.: 1S3140	Length: 0.12	MPO: N	Fund Cat: Taking Care Of System	Replace bridge over East Medicine Creek Drainage Ditch, 0.2 mile east of Rte. 139 near Osgood. Project involves bridge P0956.	Engineering:	0	2	13	57	97	0
Sec Cat: Rehab And Reconst	Awd Date: 2020	Anticipated Fed Cat: NHPP	Fed: 926	State: 231	Local: 0	R/W:	0	0	0	5	0	0	
TIP #: 0	Future Cost: 0	Estimate Total: 1,157	Construction:	0	0	0	0	0	0	983	0	0	
			FFOS:	0	0	0	0	0	0	0	0	0	
			Payments:	0	0	0	0	0	0	0	0	0	
County: Sullivan	Route: RT ZZ	Job No.: 1S3149	Length: 0.03	MPO: N	Fund Cat: Taking Care Of System	Replace bridge deck over West Fork Locust Creek, near Harris. Project involves bridge N0366.	Engineering:	0	5	15	24	0	0
Sec Cat: Rehab And Reconst	Awd Date: 2019	Anticipated Fed Cat: NHPP	Fed: 289	State: 73	Local: 0	R/W:	0	0	0	0	0	0	
TIP #: 0	Future Cost: 0	Estimate Total: 362	Construction:	0	0	0	0	0	318	0	0	0	
			FFOS:	0	0	0	0	0	0	0	0	0	
			Payments:	0	0	0	0	0	0	0	0	0	
County: Various	Route: Various	Job No.: 0P3018B	Length: 0.00	MPO: N	Fund Cat: Safety	Safety projects at various locations in the Northwest District. \$679,000 from Statewide Open Container funds.	Engineering:	0	0	0	0	0	0
Sec Cat: Safety	Awd Date: 2018	Anticipated Fed Cat: Safety	Fed: 629	State: 70	Local: 0	R/W:	0	0	0	0	0	0	
TIP #: 0	Future Cost: 0	Estimate Total: 699	Construction:	0	0	699	0	0	0	0	0	0	
			FFOS:	0	0	679	0	0	0	0	0	0	
			Payments:	0	0	0	0	0	0	0	0	0	
County: Various	Route: Various	Job No.: 0P3019B	Length: 0.00	MPO: N	Fund Cat: Safety	Safety projects at various locations in the Northwest District. \$675,000 from Statewide Open Container funds.	Engineering:	0	0	0	0	0	0
Sec Cat: Safety	Awd Date: 2019	Anticipated Fed Cat: Safety	Fed: 644	State: 72	Local: 0	R/W:	0	0	0	0	0	0	
TIP #: 0	Future Cost: 0	Estimate Total: 716	Construction:	0	0	0	716	0	0	0	0	0	
			FFOS:	0	0	0	675	0	0	0	0	0	
			Payments:	0	0	0	0	0	0	0	0	0	
County: Various	Route: Various	Job No.: 0P3020B	Length: 0.00	MPO: N	Fund Cat: Safety	Safety projects at various locations in the Northwest District. \$675,000 from Statewide Open Container funds.	Engineering:	0	0	0	0	0	0
Sec Cat: Safety	Awd Date: 2020	Anticipated Fed Cat: Safety	Fed: 664	State: 74	Local: 0	R/W:	0	0	0	0	0	0	
TIP #: 0	Future Cost: 0	Estimate Total: 738	Construction:	0	0	0	0	0	0	738	0	0	
			FFOS:	0	0	0	0	0	0	675	0	0	
			Payments:	0	0	0	0	0	0	0	0	0	

* Subject to the approval of the Transportation Improvement Plan by the governing Metropolitan Planning Organization.



2017-2021 Highway and Bridge Construction Schedule

Construction contingency applied to construction cost in the year the project is awarded.
 Three percent project growth factor compounded annually is applied to right-of-way and construction costs in program years 2, 3, 4, and 5.
 No inflation is applied to the Funding From Other Sources (FFOS) or Payments.
 Engineering includes PE costs, CE costs and R/W incidentals.

						STATE FISCAL YEAR PROJECT BUDGETING						
						Prior Prog.	7/2016-6/2017	7/2017-6/2018	7/2018-6/2019	7/2019-6/2020	7/2020-6/2021	
County:	Various	Safety projects at various locations in the Northwest District. \$675,000 from Statewide Open Container funds.				Engineering:	0	0	0	0	0	0
Route:	Various					R/W:	0	0	0	0	0	
Job No.:	0P3021B					Construction:	0	0	0	0	760	
Length:	0.00	MPO:	N			FFOS:	0	0	0	0	675	
Fund Cat:	Safety	Fed:	684	State:	76	Local:	0					
Sec Cat:	Safety	Awd Date:	2021	Anticipated Fed Cat:	Safety							
TIP #:		Future Cost:	0	Estimate Total:	760	Payments:	0	0	0	0	0	
County:	Various	ADA Transition Plan improvements at various locations in the Northwest District. \$890,000 from Statewide Transportation Alternatives funds.				Engineering:	0	0	0	0	0	
Route:	Various					R/W:	0	0	0	0	0	
Job No.:	0S3018B					Construction:	0	0	917	0	0	
Length:	0.00	MPO:	N			FFOS:	0	0	890	0	0	
Fund Cat:	Taking Care Of System	Fed:	734	State:	183	Local:	0					
Sec Cat:	N- Ada Trans	Awd Date:	2018	Anticipated Fed Cat:	S.T.P.							
TIP #:		Future Cost:	0	Estimate Total:	917	Payments:	0	0	0	0	0	
County:	Various	ADA Transition Plan improvements at various locations in the Northwest District. \$909,000 from Statewide Transportation Alternatives funds.				Engineering:	0	0	0	0	0	
Route:	Various					R/W:	0	0	0	0	0	
Job No.:	0S3019B					Construction:	0	0	0	964	0	
Length:	0.00	MPO:	N			FFOS:	0	0	0	909	0	
Fund Cat:	Taking Care Of System	Fed:	771	State:	193	Local:	0					
Sec Cat:	N- Ada Trans	Awd Date:	2019	Anticipated Fed Cat:	S.T.P.							
TIP #:		Future Cost:	0	Estimate Total:	964	Payments:	0	0	0	0	0	
County:	Various	ADA Transition Plan improvements at various locations in the Northwest District. \$932,000 from Statewide Transportation Alternatives funds.				Engineering:	0	0	0	0	0	
Route:	Various					R/W:	0	0	0	0	0	
Job No.:	0S3020B					Construction:	0	0	0	0	1,018	
Length:	0.00	MPO:	N			FFOS:	0	0	0	0	932	
Fund Cat:	Taking Care Of System	Fed:	814	State:	204	Local:	0					
Sec Cat:	N- Ada Trans	Awd Date:	2020	Anticipated Fed Cat:	S.T.P.							
TIP #:		Future Cost:	0	Estimate Total:	1,018	Payments:	0	0	0	0	0	
County:	Various	ADA Transition Plan improvements at various locations in the Northwest District. \$932,000 from Statewide Transportation Alternatives funds.				Engineering:	0	0	0	0	0	
Route:	Various					R/W:	0	0	0	0	0	
Job No.:	0S3021B					Construction:	0	0	0	0	1,049	
Length:	0.00	MPO:	N			FFOS:	0	0	0	0	932	
Fund Cat:	Taking Care Of System	Fed:	839	State:	210	Local:	0					
Sec Cat:	N- Ada Trans	Awd Date:	2021	Anticipated Fed Cat:	S.T.P.							
TIP #:		Future Cost:	0	Estimate Total:	1,049	Payments:	0	0	0	0	0	

* Subject to the approval of the Transportation Improvement Plan by the governing Metropolitan Planning Organization.



2017-2021 Highway and Bridge Construction Schedule

Construction contingency applied to construction cost in the year the project is awarded.
 Three percent project growth factor compounded annually is applied to right-of-way and construction costs in program years 2, 3, 4, and 5.
 No inflation is applied to the Funding From Other Sources (FFOS) or Payments.
 Engineering includes PE costs, CE costs and R/W incidentals.

						STATE FISCAL YEAR PROJECT BUDGETING						
						Prior Prog.	7/2016-6/2017	7/2017-6/2018	7/2018-6/2019	7/2019-6/2020	7/2020-6/2021	
County: Various	Route: Various	Job Order Contracting for guard cable and guardrail repair at various major route locations in the Northwest District.				Engineering:	2	27	0	0	0	0
Job No.: 1P3022					R/W:	0	0	0	0	0	0	
Length: 0.00	MPO: Y				Construction:	0	350	0	0	0	0	
Fund Cat: Taking Care Of System		Fed: 301	State: 76	Local: 0	FFOS:	0	0	0	0	0	0	
Sec Cat: Routine Maintenance	Awd Date: Spring 17	Anticipated Fed Cat: NHPP			Payments:	0	0	0	0	0	0	
TIP #: HE201605	Future Cost: 0	Estimate Total: 379										
County: Various	Route: Various	Job Order Contracting for guard cable and guardrail repair at various major route locations in the Northwest District.				Engineering:	0	0	29	0	0	
Job No.: 1P3126					R/W:	0	0	0	0	0	0	
Length: 0.00	MPO: Y				Construction:	0	0	361	0	0	0	
Fund Cat: Taking Care Of System		Fed: 312	State: 78	Local: 0	FFOS:	0	0	0	0	0	0	
Sec Cat: Routine Maintenance	Awd Date: 2018	Anticipated Fed Cat: S.T.P.			Payments:	0	0	0	0	0	0	
TIP #: HE201605	Future Cost: 0	Estimate Total: 390										
County: Various	Route: Various	Replace expansion joints on various major route bridges in the Northwest District.				Engineering:	0	0	20	80	0	
Job No.: 1P3147					R/W:	0	0	0	0	0	0	
Length: 0.00	MPO: N				Construction:	0	0	0	1,082	0	0	
Fund Cat: Taking Care Of System		AC-State: 946	State: 236	Local: 0	FFOS:	0	0	0	0	0	0	
Sec Cat: Preventive Maint	Awd Date: 2019	Anticipated Fed Cat: NHPP			Payments:	0	0	0	0	0	0	
TIP #: HE201605	Future Cost: 0	Estimate Total: 1,182										
County: Various	Route: Various	Pavement improvement on various routes in the Northwest District.				Engineering:	0	20	200	680	0	
Job No.: 1P3150					R/W:	0	0	0	0	0	0	
Length: 125.00	MPO: N				Construction:	0	0	0	9,548	0	0	
Fund Cat: Taking Care Of System		AC-State: 8,358	State: 2,090	Local: 0	FFOS:	0	0	0	0	0	0	
Sec Cat: Thin Lift Overlay	Awd Date: 2019	Anticipated Fed Cat: S.T.P.			Payments:	0	0	0	0	0	0	
TIP #: HE201605	Future Cost: 0	Estimate Total: 10,448										
County: Worth	Route: MO 246	Replace bridge over the Platte River, 1 mile east of Rte. 46 near Sheridan. Project involves bridge J0840.				Engineering:	102	94	0	0	0	
Job No.: 1S1049					R/W:	12	0	0	0	0	0	
Length: 0.10	MPO: N				Construction:	0	1,164	0	0	0	0	
Fund Cat: Taking Care Of System		Fed: 1,006	State: 252	Local: 0	FFOS:	0	0	0	0	0	0	
Sec Cat: Rehab And Reconst	Awd Date: Summer 16	Anticipated Fed Cat: NHPP			Payments:	0	0	0	0	0	0	
TIP #: HE201605	Future Cost: 0	Estimate Total: 1,372										

* Subject to the approval of the Transportation Improvement Plan by the governing Metropolitan Planning Organization.



2017-2021 Highway and Bridge Construction Schedule

Construction contingency applied to construction cost in the year the project is awarded.
 Three percent project growth factor compounded annually is applied to right-of-way and construction costs in program years 2, 3, 4, and 5.
 No inflation is applied to the Funding From Other Sources (FFOS) or Payments.
 Engineering includes PE costs, CE costs and R/W incidentals.

						STATE FISCAL YEAR PROJECT BUDGETING						
						Prior Prog.	7/2016-6/2017	7/2017-6/2018	7/2018-6/2019	7/2019-6/2020	7/2020-6/2021	
County: Worth	Pavement improvement from Rte. 169, at Grant City, to Rte. 69 near Eagleville.					Engineering:	37	124	0	0	0	0
Route: MO 46						R/W:	10	0	0	0	0	0
Job No.: 1L1600E						Construction:	0	1,781	0	0	0	0
Length: 24.19	MPO: N					FFOS:	0	0	0	0	0	0
Fund Cat: Taking Care Of System			Fed: 1,525	State: 380	Local: 0	Payments:	0	0	0	0	0	0
Sec Cat: Low Type Resurfacing	Awd Date: Summer 16	Anticipated Fed Cat: S.T.P.										
TIP #:	Future Cost: 0		Estimate Total: 1,952									
County: Worth	Replace bridge over Middle Fork of the Grand River, 0.2 mile west of Rte. A near Sheridan. Project involves bridge G0795.					Engineering:	239	109	0	0	0	0
Route: MO 46						R/W:	11	0	0	0	0	0
Job No.: 1S2227						Construction:	0	2,537	0	0	0	0
Length: 0.44	MPO: N					FFOS:	0	0	0	0	0	0
Fund Cat: Flexible & Other			Fed: 2,117	State: 529	Local: 0	Payments:	0	0	0	0	0	0
Sec Cat: Rehab And Reconst	Awd Date: Fall 16	Anticipated Fed Cat: NHPP										
TIP #:	Future Cost: 0		Estimate Total: 2,896									
County: Worth	Replace bridge over the Middle Fork Grand River, 0.5 mile north of Rte. W near Gentry. Project involves bridge H0617.					Engineering:	0	10	54	90	130	0
Route: RT YY						R/W:	0	0	0	0	0	0
Job No.: 1S3134						Construction:	0	0	0	0	1,661	0
Length: 0.14	MPO: N					FFOS:	0	0	0	0	0	0
Fund Cat: Taking Care Of System			Fed: 1,556	State: 389	Local: 0	Payments:	0	0	0	0	0	0
Sec Cat: Rehab And Reconst	Awd Date: 2020	Anticipated Fed Cat: NHPP										
TIP #:	Future Cost: 0		Estimate Total: 1,945									

* Subject to the approval of the Transportation Improvement Plan by the governing Metropolitan Planning Organization.



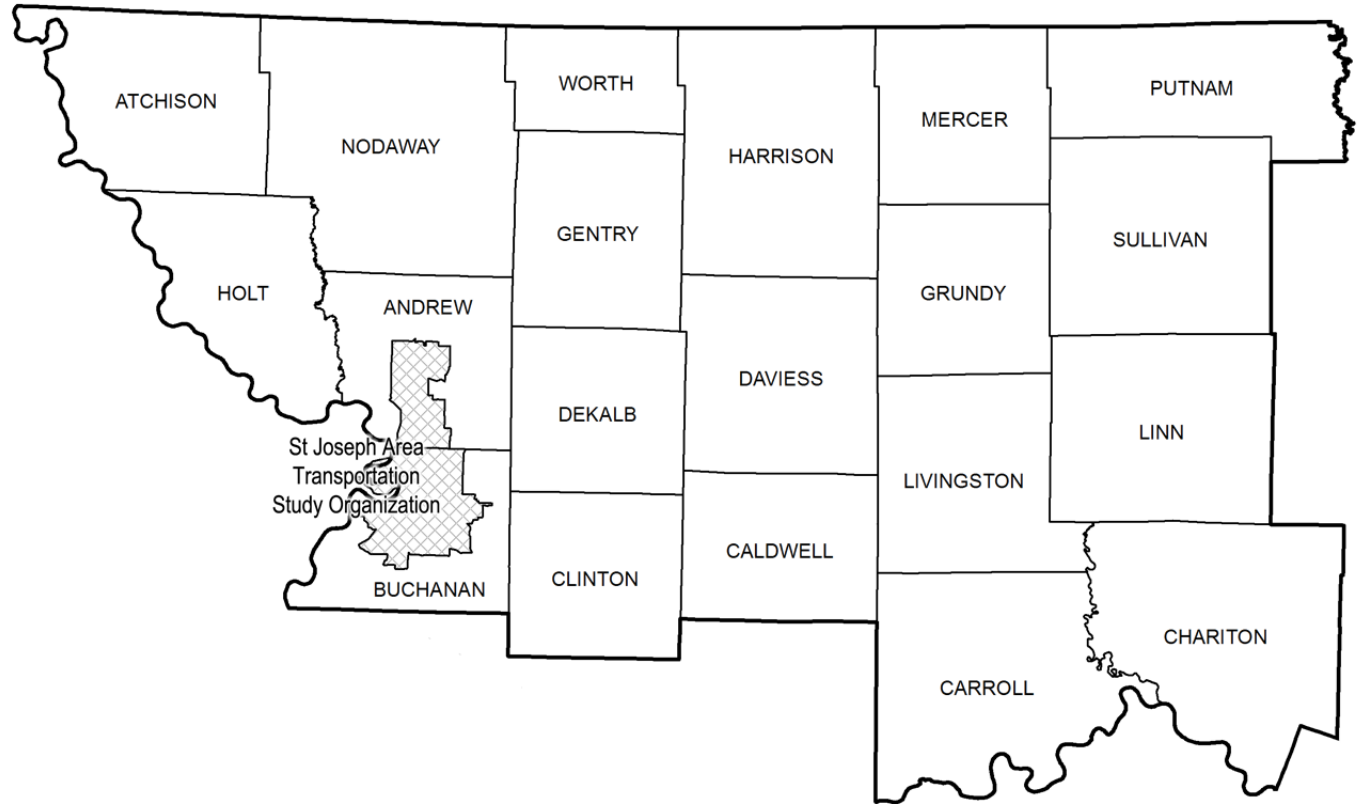
2017-2021 Highway and Bridge Construction Schedule

Construction contingency applied to construction cost in the year the project is awarded.
 Three percent project growth factor compounded annually is applied to right-of-way and construction costs in program years 2, 3, 4, and 5.
 No inflation is applied to the Funding From Other Sources (FFOS) or Payments.
 Engineering includes PE costs, CE costs and R/W incidentals.

STATE FISCAL YEAR PROJECT BUDGETING						
	Prior Prog.	7/2016-6/2017	7/2017-6/2018	7/2018-6/2019	7/2019-6/2020	7/2020-6/2021
FFOS:	30	5,638	1,569	1,584	1,607	1,607
Total R/W:	89	137	44	26	0	0
Total Construction:	0	45,734	50,383	47,819	17,854	1,809
Paybacks:	0	0	0	0	0	0
Sub-Total:	89	45,871	50,427	47,845	17,854	1,809
Total Engineering:	2,032	6,238	5,803	4,871	1,272	0
Grand Total:	2,121	52,109	56,230	52,716	19,126	1,809
		2017	2018	2019	2020	2021
State	10,069	8,901	9,803	3,338	286	
AC-State	13,556	31,765	19,316	0	0	
Local	0	0	0	0	0	
Sub-total State	23,625	40,666	29,119	3,338	286	
Federal						
Sub-total Federal	28,484	15,564	23,597	15,788	1,523	
Grand Total	52,109	56,230	52,716	19,126	1,809	

Project Count: 118

* Subject to the approval of the Transportation Improvement Plan by the governing Metropolitan Planning Organization.



MoDOT's Northwest District

PAYMENT PROJECTS



2017-2021 Highway and Bridge Construction Schedule

Construction contingency applied to construction cost in the year the project is awarded.
 Three percent project growth factor compounded annually is applied to right-of-way and construction costs in program years 2, 3, 4, and 5.
 No inflation is applied to the Funding From Other Sources (FFOS) or Payments.
 Engineering includes PE costs, CE costs and R/W incidentals.

						STATE FISCAL YEAR PROJECT BUDGETING					
						Prior Prog.	7/2016-6/2017	7/2017-6/2018	7/2018-6/2019	7/2019-6/2020	7/2020-6/2021
County: Buchanan	Payback from the Economic Development program to Buchanan County Agri-Business Center Board in SFY 2021 for the design, engineering and Right of way for project 1P3035Z.					Engineering:	0	0	0	0	0
Route: US 36						R/W:	0	0	0	0	0
Job No.: 1P3035Z						Construction:	0	0	0	0	0
Length: 0.50	MPO: Y					FFOS:	0	0	0	0	357
Fund Cat: Flexible & Other					Fed: 0 State: 357 Local: 0	Payments:	0	0	0	0	357
Sec Cat: Regional	Awd Date: N/A	Anticipated Fed Cat: State									
TIP #: Future Cost: 0	Estimate Total: 357										
County: Linn	Section 14 streambank protection project with the Corps of Engineers near Locust Creek, 0.5 mile west of Rte. 5 near Browning. Corps to design and administer project. Cost represents MoDOT's share. Payment to Corp for design work. Near bridge A2098.					Engineering:	8	7	0	0	0
Route: RT MM						R/W:	0	20	0	0	0
Job No.: 1S3079						Construction:	0	0	0	0	0
Length: 0.13	MPO: N					FFOS:	0	0	0	0	0
Fund Cat: Flexible & Other					Fed: 230 State: 57 Local: 0	Payments:	40	260	0	0	0
Sec Cat: Rehab And Reconst	Awd Date: N/A	Anticipated Fed Cat: S.T.P.									
TIP #: Future Cost: 0	Estimate Total: 335										
County: Various	On-call work zone law enforcement at various locations in the Northwest District.					Engineering:	0	0	0	0	0
Route: Various						R/W:	0	0	0	0	0
Job No.: 1P3154						Construction:	0	0	0	0	0
Length: 0.00	MPO: N					FFOS:	0	0	0	0	0
Fund Cat: Safety					Fed: 45 State: 5 Local: 0	Payments:	0	50	0	0	0
Sec Cat: Safety	Awd Date: N/A	Anticipated Fed Cat: Safety									
TIP #: Future Cost: 0	Estimate Total: 50										
County: Various	On-call work zone law enforcement at various locations in the Northwest District.					Engineering:	0	0	0	0	0
Route: Various						R/W:	0	0	0	0	0
Job No.: 1P3174						Construction:	0	0	0	0	0
Length: 0.00	MPO: N					FFOS:	0	0	0	0	0
Fund Cat: Safety					Fed: 45 State: 5 Local: 0	Payments:	0	0	50	0	0
Sec Cat: Safety	Awd Date: N/A	Anticipated Fed Cat: Safety									
TIP #: Future Cost: 0	Estimate Total: 50										
County: Various	Payback beginning in SFY 2008 for Safe and Sound bridge improvements in the Northwest District.					Engineering:	0	0	0	0	0
Route: Various						R/W:	169	0	0	0	0
Job No.: 5B08000						Construction:	0	0	0	0	0
Length: 0.00	MPO: Y					FFOS:	169	0	0	0	0
Fund Cat: Taking Care Of System					Fed: 0 State: 43,615 Local: 0	Payments:	45,185	8,723	8,723	8,723	8,723
Sec Cat: Rehab And Reconst	Awd Date: N/A	Anticipated Fed Cat: State									
TIP #: BR-33	Future Cost: > 100,000	Estimate Total: 88,969									

* Subject to the approval of the Transportation Improvement Plan by the governing Metropolitan Planning Organization.



2017-2021 Highway and Bridge Construction Schedule

Construction contingency applied to construction cost in the year the project is awarded.
 Three percent project growth factor compounded annually is applied to right-of-way and construction costs in program years 2, 3, 4, and 5.
 No inflation is applied to the Funding From Other Sources (FFOS) or Payments.
 Engineering includes PE costs, CE costs and R/W incidentals.

STATE FISCAL YEAR PROJECT BUDGETING						
	Prior Prog.	7/2016-6/2017	7/2017-6/2018	7/2018-6/2019	7/2019-6/2020	7/2020-6/2021
FFOS:	169	0	0	0	0	357
Total R/W:	169	20	0	0	0	0
Total Construction:	0	0	0	0	0	0
Paybacks:	45,225	9,033	8,773	8,723	8,723	9,080
Sub-Total:	45,394	9,053	8,773	8,723	8,723	9,080
Total Engineering:	8	7	0	0	0	0
Grand Total:	45,402	9,060	8,773	8,723	8,723	9,080
		2017	2018	2019	2020	2021
State	8,785	8,728	8,723	8,723	8,723	9,080
AC-State	0	0	0	0	0	0
Local	0	0	0	0	0	0
Sub-total State	8,785	8,728	8,723	8,723	8,723	9,080
Federal						
Sub-total Federal	275	45	0	0	0	0
Grand Total	9,060	8,773	8,723	8,723	8,723	9,080

Project Count: 5

* Subject to the approval of the Transportation Improvement Plan by the governing Metropolitan Planning Organization.



2017-2021 Highway and Bridge Construction Schedule

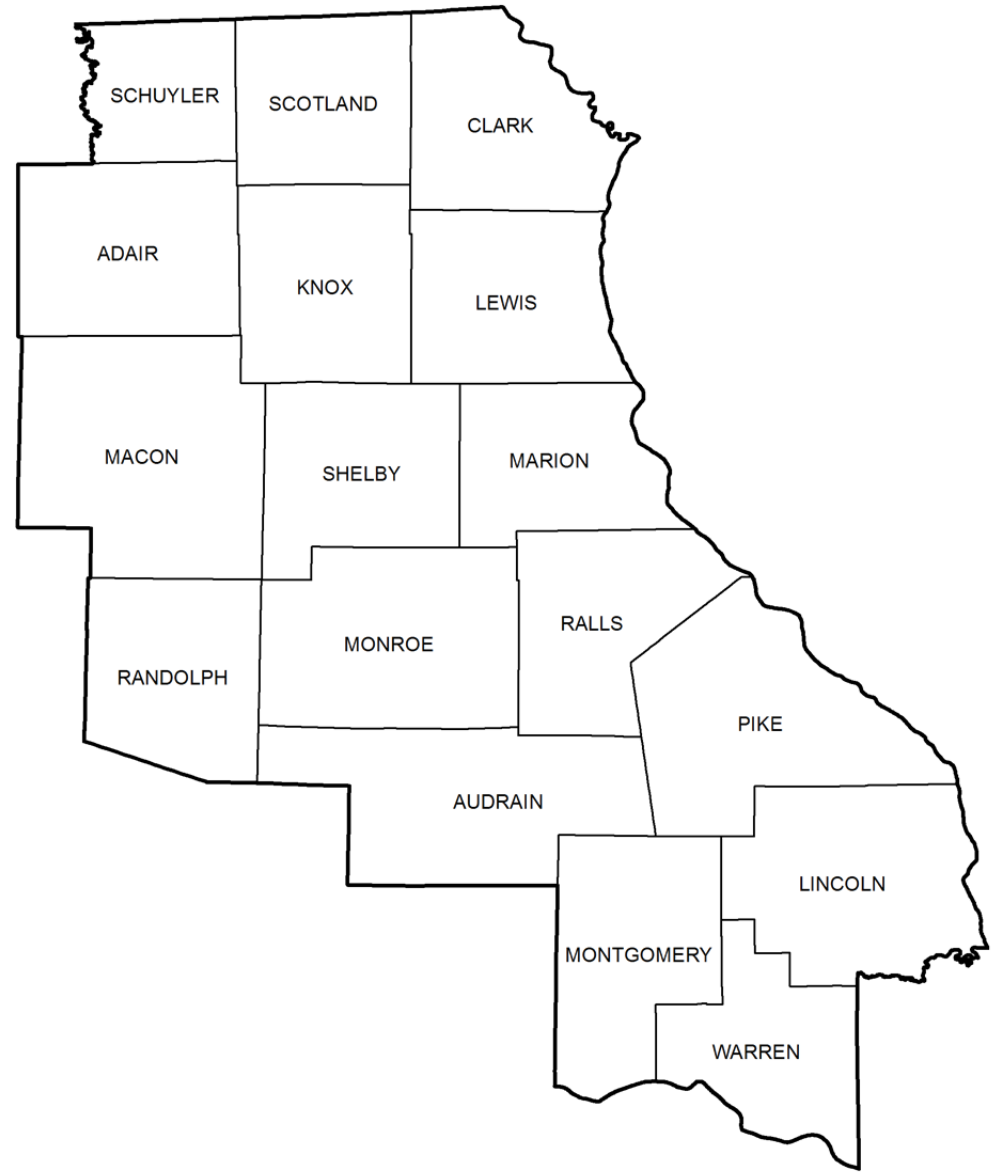
Construction contingency applied to construction cost in the year the project is awarded.
 Three percent project growth factor compounded annually is applied to right-of-way and construction costs in program years 2, 3, 4, and 5.
 No inflation is applied to the Funding From Other Sources (FFOS) or Payments.
 Engineering includes PE costs, CE costs and R/W incidentals.

Northwest Total

STATE FISCAL YEAR PROJECT BUDGETING						
	Prior Prog.	7/2016- 6/2017	7/2017- 6/2018	7/2018- 6/2019	7/2019- 6/2020	7/2020- 6/2021
FFOS:	199	5,638	1,569	1,584	1,607	1,964
Total R/W:	258	157	44	26	0	0
Total Construction:	0	45,734	50,383	47,819	17,854	1,809
Paybacks:	45,225	9,033	8,773	8,723	8,723	9,080
Sub-Total:	45,483	54,924	59,200	56,568	26,577	10,889
Total Engineering:	2,040	6,245	5,803	4,871	1,272	0
Grand Total:	47,523	61,169	65,003	61,439	27,849	10,889
		2017	2018	2019	2020	2021
State		18,854	17,629	18,526	12,061	9,366
AC-State		13,556	31,765	19,316	0	0
Local		0	0	0	0	0
Sub-total State		32,410	49,394	37,842	12,061	9,366
Federal						
Sub-total Federal		28,759	15,609	23,597	15,788	1,523
Grand Total		61,169	65,003	61,439	27,849	10,889

Project Count: 123

* Subject to the approval of the Transportation Improvement Plan by the governing Metropolitan Planning Organization.



MoDOT's Northeast District



2017-2021 Highway and Bridge Construction Schedule

Construction contingency applied to construction cost in the year the project is awarded.
 Three percent project growth factor compounded annually is applied to right-of-way and construction costs in program years 2, 3, 4, and 5.
 No inflation is applied to the Funding From Other Sources (FFOS) or Payments.
 Engineering includes PE costs, CE costs and R/W incidentals.

						STATE FISCAL YEAR PROJECT BUDGETING						
						Prior Prog.	7/2016-6/2017	7/2017-6/2018	7/2018-6/2019	7/2019-6/2020	7/2020-6/2021	
County: Adair	Route: MO 6	Job No.: 2L1700C	Length: 0.04	MPO: N	Repair slides 0.8 mile and 1.3 miles west of Rte. K near Novinger (2 disconnected sections).	Engineering:	1	11	0	0	0	0
Fund Cat: Taking Care Of System	Sec Cat: Rehab And Reconst	Awd Date: Summer 16	Fed: 111	State: 28	Local: 0	R/W:	0	0	0	0	0	0
TIP #:	Future Cost: 0	Anticipated Fed Cat: NHPP	Estimate Total: 140			Construction:	0	128	0	0	0	0
						FFOS:	0	0	0	0	0	0
						Payments:	0	0	0	0	0	0
County: Adair	Route: MO 6	Job No.: 2P3132	Length: 15.00	MPO: N	Pavement improvements from the Chariton River near Novinger to Rte. 129 in Green City in Sullivan County. \$732,000 Open Container funds.	Engineering:	0	5	10	273	0	0
Fund Cat: Taking Care Of System	Sec Cat: Thin Lift Overlay	Awd Date: 2019	Fed: 3,000	State: 751	Local: 0	R/W:	0	0	0	0	0	0
TIP #:	Future Cost: 0	Anticipated Fed Cat: NHPP	Estimate Total: 3,751			Construction:	0	0	0	3,463	0	0
						FFOS:	0	0	0	732	0	0
						Payments:	0	0	0	0	0	0
County: Adair	Route: US 63	Job No.: 2P3131	Length: 19.67	MPO: N	Pavement improvements on southbound lanes 1.5 miles north of Rte. 156 to 1.3 miles south of Rte. M in Macon County and on northbound lane 1.8 miles north of Rte. 156 to 2.6 miles north of Rte. KK near Kirksville.	Engineering:	0	87	0	0	0	0
Fund Cat: Taking Care Of System	Sec Cat: Preventive Maint	Awd Date: Winter 17	AC-State: 969	State: 242	Local: 0	R/W:	0	0	0	0	0	0
TIP #:	Future Cost: 0	Anticipated Fed Cat: NHPP	Estimate Total: 1,211			Construction:	0	1,124	0	0	0	0
						FFOS:	0	0	0	0	0	0
						Payments:	0	0	0	0	0	0
County: Audrain	Route: MO 19	Job No.: 2P3101	Length: 15.90	MPO: N	Pavement improvements from Rte. 54 south junction to 0.2 mile north of Rte. B near Montgomery City.	Engineering:	2	5	225	0	0	0
Fund Cat: Taking Care Of System	Sec Cat: Thin Lift Overlay	Awd Date: Fall 17	AC-State: 2,622	State: 655	Local: 0	R/W:	0	0	0	0	0	0
TIP #:	Future Cost: 0	Anticipated Fed Cat: S.T.P.	Estimate Total: 3,279			Construction:	0	0	3,047	0	0	0
						FFOS:	0	0	0	0	0	0
						Payments:	0	0	0	0	0	0
County: Audrain	Route: MO 22	Job No.: 2P3095	Length: 17.66	MPO: N	Pavement improvements from 0.1 mile west of Rte. E near Mexico to Rte. F in Boone County.	Engineering:	1	1	2	2	117	0
Fund Cat: Taking Care Of System	Sec Cat: Preventive Maint	Awd Date: 2020	Fed: 1,471	State: 367	Local: 0	R/W:	0	0	0	0	0	0
TIP #:	Future Cost: 0	Anticipated Fed Cat: S.T.P. Federal Oversight	Estimate Total: 1,839			Construction:	0	0	0	0	1,716	0
						FFOS:	0	0	0	0	0	0
						Payments:	0	0	0	0	0	0

* Subject to the approval of the Transportation Improvement Plan by the governing Metropolitan Planning Organization.



2017-2021 Highway and Bridge Construction Schedule

Construction contingency applied to construction cost in the year the project is awarded.
 Three percent project growth factor compounded annually is applied to right-of-way and construction costs in program years 2, 3, 4, and 5.
 No inflation is applied to the Funding From Other Sources (FFOS) or Payments.
 Engineering includes PE costs, CE costs and R/W incidentals.

						STATE FISCAL YEAR PROJECT BUDGETING						
						Prior Prog.	7/2016-6/2017	7/2017-6/2018	7/2018-6/2019	7/2019-6/2020	7/2020-6/2021	
County:	Audrain	Pavement improvements from Rte. 19 north junction to 0.1 mile east of Rte. U in Pike County near Curryville.				Engineering:	0	5	203	0	0	0
Route:	US 54					R/W:	0	0	0	0	0	
Job No.:	2P3135					Construction:	0	0	2,732	0	0	
Length:	20.14	MPO: N				FFOS:	0	0	0	0	0	
Fund Cat:	Taking Care Of System	AC-State: 2,353			State: 587	Local: 0	Payments:	0	0	0	0	
Sec Cat:	Thin Lift Overlay	Awd Date:	Fall 17	Anticipated Fed Cat:	NHPP							
TIP #:		Future Cost:	0	Estimate Total:	2,940							
County:	Audrain	Bridge improvements over Littleby Creek 0.2 mile west of Rte. O near Rush Hill. Project involves bridge K0793.				Engineering:	16	51	114	0	0	
Route:	RT J					R/W:	0	2	0	0	0	
Job No.:	2S3004					Construction:	0	0	746	0	0	
Length:	0.09	MPO: N				FFOS:	0	0	0	0	0	
Fund Cat:	Taking Care Of System	Fed: 731			State: 182	Local: 0	Payments:	0	0	0	0	
Sec Cat:	Rehab And Reconst	Awd Date:	2018	Anticipated Fed Cat:	NHPP							
TIP #:		Future Cost:	0	Estimate Total:	929							
County:	Clark	Bridge improvements over South Wyaconda River 2.6 miles south of Rte. 136 near Wyaconda. Project involves bridge S0128.				Engineering:	0	20	18	164	0	
Route:	RT A					R/W:	0	0	0	0	0	
Job No.:	2S3141					Construction:	0	0	0	995	0	
Length:	0.08	MPO: N				FFOS:	0	0	0	0	0	
Fund Cat:	Taking Care Of System	Fed: 957			State: 240	Local: 0	Payments:	0	0	0	0	
Sec Cat:	Rehab And Reconst	Awd Date:	2019	Anticipated Fed Cat:	NHPP							
TIP #:		Future Cost:	0	Estimate Total:	1,197							
County:	Clark	Bridge improvements over Honey Creek 1.3 miles west of Rte. 81 near Kahoka. Project involves bridge R0505.				Engineering:	10	42	78	0	0	
Route:	RT Y					R/W:	0	2	0	0	0	
Job No.:	2S3122					Construction:	0	0	530	0	0	
Length:	0.10	MPO: N				FFOS:	0	0	0	0	0	
Fund Cat:	Taking Care Of System	Fed: 522			State: 130	Local: 0	Payments:	0	0	0	0	
Sec Cat:	Rehab And Reconst	Awd Date:	2018	Anticipated Fed Cat:	S.T.P.							
TIP #:		Future Cost:	0	Estimate Total:	662							
County:	Knox	Pavement improvements from Rte. 15 at Edina to Rte. DD near LaBelle (Lewis Co.).				Engineering:	2	136	0	0	0	
Route:	MO 6					R/W:	0	0	0	0	0	
Job No.:	2P3105					Construction:	0	1,785	0	0	0	
Length:	17.20	MPO: N				FFOS:	0	0	0	0	0	
Fund Cat:	Taking Care Of System	AC-State: 1,536			State: 385	Local: 0	Payments:	0	0	0	0	
Sec Cat:	Thin Lift Overlay	Awd Date:	Winter 17	Anticipated Fed Cat:	NHPP							
TIP #:		Future Cost:	0	Estimate Total:	1,923							

* Subject to the approval of the Transportation Improvement Plan by the governing Metropolitan Planning Organization.



2017-2021 Highway and Bridge Construction Schedule

Construction contingency applied to construction cost in the year the project is awarded.
 Three percent project growth factor compounded annually is applied to right-of-way and construction costs in program years 2, 3, 4, and 5.
 No inflation is applied to the Funding From Other Sources (FFOS) or Payments.
 Engineering includes PE costs, CE costs and R/W incidentals.

						STATE FISCAL YEAR PROJECT BUDGETING						
						Prior Prog.	7/2016-6/2017	7/2017-6/2018	7/2018-6/2019	7/2019-6/2020	7/2020-6/2021	
County:	Lewis	Replace bridge over Seeber Branch 0.2 mile west of Rte. D near Newark. Project involves bridge X0044.				Engineering:	25	118	0	0	0	0
Route:	MO 156					R/W:	0	5	0	0	0	0
Job No.:	2S3112					Construction:	0	666	0	0	0	0
Length:	0.06	MPO:	N			FFOS:	0	0	0	0	0	0
Fund Cat:	Taking Care Of System	Fed:	631	State:	158	Local:	0					
Sec Cat:	Rehab And Reconst	Awd Date:	Spring 17	Anticipated Fed Cat:	NHPP	Payments:	0	0	0	0	0	0
TIP #:		Future Cost:	0	Estimate Total:	814							
County:	Lewis	Replace bridge over Spees Branch 0.9 mile west of Rte. D near Newark. Project involves bridge X0043.				Engineering:	25	146	0	0	0	0
Route:	MO 156					R/W:	0	21	0	0	0	0
Job No.:	2S3113					Construction:	0	797	0	0	0	0
Length:	0.05	MPO:	N			FFOS:	0	0	0	0	0	0
Fund Cat:	Taking Care Of System	Fed:	772	State:	192	Local:	0					
Sec Cat:	Rehab And Reconst	Awd Date:	Spring 17	Anticipated Fed Cat:	NHPP	Payments:	0	0	0	0	0	0
TIP #:		Future Cost:	0	Estimate Total:	989							
County:	Lewis	Replace bridge over North Fabius River 0.4 mile east of Rte. BB near Monticello. Project involves bridge J0359.				Engineering:	40	260	0	0	0	0
Route:	MO 16					R/W:	0	0	0	0	0	0
Job No.:	2S3107					Construction:	0	1,225	0	0	0	0
Length:	0.13	MPO:	N			FFOS:	0	0	0	0	0	0
Fund Cat:	Taking Care Of System	Fed:	1,188	State:	297	Local:	0					
Sec Cat:	Rehab And Reconst	Awd Date:	Winter 17	Anticipated Fed Cat:	NHPP	Payments:	0	0	0	0	0	0
TIP #:		Future Cost:	0	Estimate Total:	1,525							
County:	Lewis	Replace bridge over Middle Fabius River 0.5 mile west of Rte. Y near Monticello. Project involves bridge J0157.				Engineering:	35	297	0	0	0	0
Route:	MO 16					R/W:	0	0	0	0	0	0
Job No.:	2S3108					Construction:	0	1,357	0	0	0	0
Length:	0.16	MPO:	N			FFOS:	0	0	0	0	0	0
Fund Cat:	Taking Care Of System	Fed:	1,323	State:	331	Local:	0					
Sec Cat:	Rehab And Reconst	Awd Date:	Winter 17	Anticipated Fed Cat:	NHPP	Payments:	0	0	0	0	0	0
TIP #:		Future Cost:	0	Estimate Total:	1,689							
County:	Lewis	Pavement improvements on southbound lanes from just south of Rte. B north junction in Lewis County to Rte. 24 interchange in Marion County.				Engineering:	2	20	352	0	0	0
Route:	US 61					R/W:	0	0	0	0	0	0
Job No.:	2P3102					Construction:	0	0	4,907	0	0	0
Length:	16.77	MPO:	N			FFOS:	0	0	0	0	0	0
Fund Cat:	Taking Care Of System	AC-State:	4,224	State:	1,055	Local:	0					
Sec Cat:	Thin Lift Overlay	Awd Date:	Fall 17	Anticipated Fed Cat:	NHPP	Payments:	0	0	0	0	0	0
TIP #:		Future Cost:	0	Estimate Total:	5,281							

* Subject to the approval of the Transportation Improvement Plan by the governing Metropolitan Planning Organization.



2017-2021 Highway and Bridge Construction Schedule

Construction contingency applied to construction cost in the year the project is awarded.

Three percent project growth factor compounded annually is applied to right-of-way and construction costs in program years 2, 3, 4, and 5.

No inflation is applied to the Funding From Other Sources (FFOS) or Payments.

Engineering includes PE costs, CE costs and R/W incidentals.

						STATE FISCAL YEAR PROJECT BUDGETING						
						Prior Prog.	7/2016-6/2017	7/2017-6/2018	7/2018-6/2019	7/2019-6/2020	7/2020-6/2021	
County:	Lewis	Bridge improvements over Middle Fabius River 1.9 miles south of Rte. Y near Labelle.				Engineering:	12	10	14	15	195	0
Route:	RT K	Project involves bridge X0192.				R/W:	0	0	9	0	0	0
Job No.:	3S2202					Construction:	0	0	0	0	1,225	0
Length:	0.05	MPO:	N			FFOS:	0	0	0	0	0	0
Fund Cat:	Taking Care Of System	Fed:	1,174	State:	294	Local:	0					
Sec Cat:	Rehab And Reconst	Awd Date:	2020	Anticipated Fed Cat:	NHPP	Payments:	0	0	0	0	0	0
TIP #:		Future Cost:	0	Estimate Total:	1,480							
County:	Lincoln	Replace bridge deck on southbound lanes over Big Creek 1.5 miles south of Rte. U near				Engineering:	20	246	0	0	0	0
Route:	US 61	Moscow Mills. Project involves bridge A2609.				R/W:	0	0	0	0	0	0
Job No.:	2P3058B					Construction:	0	2,134	0	0	0	0
Length:	0.10	MPO:	Y			FFOS:	0	0	0	0	0	0
Fund Cat:	Taking Care Of System	Fed:	1,904	State:	476	Local:	0					
Sec Cat:	Rehab And Reconst	Awd Date:	Spring 17	Anticipated Fed Cat:	NHPP	Federal Oversight	0	0	0	0	0	0
TIP #:		Future Cost:	0	Estimate Total:	2,400	Payments:	0	0	0	0	0	0
County:	Lincoln	Pavement improvements on southbound lanes from Rte. E to the St. Charles County line				Engineering:	2	10	346	0	0	0
Route:	US 61	near Moscow Mills.				R/W:	0	0	0	0	0	0
Job No.:	2P3097					Construction:	0	0	4,695	0	0	0
Length:	17.77	MPO:	N			FFOS:	0	0	0	0	0	0
Fund Cat:	Taking Care Of System	AC-State:	4,040	State:	1,011	Local:	0					
Sec Cat:	Thin Lift Overlay	Awd Date:	Fall 17	Anticipated Fed Cat:	NHPP	Federal Oversight	0	0	0	0	0	0
TIP #:		Future Cost:	0	Estimate Total:	5,053	Payments:	0	0	0	0	0	0
County:	Lincoln	Pavement improvements on northbound lanes from the St. Charles County line to Rte. V				Engineering:	2	10	293	0	0	0
Route:	US 61	near Troy.				R/W:	0	0	0	0	0	0
Job No.:	2P3098					Construction:	0	0	3,984	0	0	0
Length:	14.42	MPO:	N			FFOS:	0	0	0	0	0	0
Fund Cat:	Taking Care Of System	AC-State:	3,429	State:	858	Local:	0					
Sec Cat:	Thin Lift Overlay	Awd Date:	Fall 17	Anticipated Fed Cat:	NHPP	Payments:	0	0	0	0	0	0
TIP #:		Future Cost:	0	Estimate Total:	4,289							
County:	Lincoln	Intersection improvements at Rte. B and Rte. E near Troy. \$1,107,000 Open Container				Engineering:	20	160	0	0	0	0
Route:	US 61	funds.				R/W:	0	0	0	0	0	0
Job No.:	2P3106					Construction:	0	1,107	0	0	0	0
Length:	0.70	MPO:	N			FFOS:	0	1,107	0	0	0	0
Fund Cat:	Safety	Fed:	1,140	State:	127	Local:	0					
Sec Cat:	Safety	Awd Date:	Winter 17	Anticipated Fed Cat:	Safety	Payments:	0	0	0	0	0	0
TIP #:		Future Cost:	0	Estimate Total:	1,287							

* Subject to the approval of the Transportation Improvement Plan by the governing Metropolitan Planning Organization.



2017-2021 Highway and Bridge Construction Schedule

Construction contingency applied to construction cost in the year the project is awarded.
 Three percent project growth factor compounded annually is applied to right-of-way and construction costs in program years 2, 3, 4, and 5.
 No inflation is applied to the Funding From Other Sources (FFOS) or Payments.
 Engineering includes PE costs, CE costs and R/W incidentals.

						STATE FISCAL YEAR PROJECT BUDGETING						
						Prior Prog.	7/2016-6/2017	7/2017-6/2018	7/2018-6/2019	7/2019-6/2020	7/2020-6/2021	
County:	Lincoln	Replace bridges on northbound and southbound lanes over Cuivre River 1.7 miles north of Rte. 47 near Troy. Project involves twin bridges A2601.				Engineering:	231	10	300	948	0	0
Route:	US 61					R/W:	0	0	0	0	0	0
Job No.:	3P2213					Construction:	0	0	0	11,362	0	0
Length:	0.63	MPO:	N			FFOS:	0	0	0	0	0	0
Fund Cat:	Statewide Interstate And Major Bridge		Fed:	10,096	State:	2,524	Local:	0				
Sec Cat:	Rehab And Reconst	Awd Date:	2019	Anticipated Fed Cat:	NHPP	Federal Oversight						
TIP #:			Future Cost:	0	Estimate Total:	12,851						
County:	Lincoln	Bridge improvements over McLean's Branch 0.1 mile south of Rte. N near Winfield. Project involves bridge K0341.				Engineering:	5	5	5	20	147	0
Route:	MO 79					R/W:	0	0	0	0	0	0
Job No.:	2P3085					Construction:	0	0	0	0	814	0
Length:	0.07	MPO:	N			FFOS:	0	0	0	0	0	0
Fund Cat:	Taking Care Of System		Fed:	793	State:	198	Local:	0				
Sec Cat:	Rehab And Reconst	Awd Date:	2020	Anticipated Fed Cat:	NHPP							
TIP #:			Future Cost:	0	Estimate Total:	996						
County:	Lincoln	Replace bridge over Cuivre River 4.3 miles north of Rte. 47 near Troy. Project involves bridge P0111. \$250,000 Open Container funds.				Engineering:	40	323	0	0	0	0
Route:	RT H					R/W:	0	4	0	0	0	0
Job No.:	2S3109					Construction:	0	1,736	0	0	0	0
Length:	0.62	MPO:	N			FFOS:	0	250	0	0	0	0
Fund Cat:	Taking Care Of System		Fed:	1,650	State:	413	Local:	0				
Sec Cat:	Rehab And Reconst	Awd Date:	Winter 17	Anticipated Fed Cat:	NHPP							
TIP #:			Future Cost:	0	Estimate Total:	2,103						
County:	Lincoln	Bridge maintenance on Rte. J over Coon Creek, Rte. Y over Bear Creek in Warren Co., Rte. N over Salt River and Rte. W over Tiger Fork North River in Shelby Co. Project involves bridges R0531, R0352, R0039 and P0040.				Engineering:	6	33	0	0	0	0
Route:	RT J					R/W:	0	0	0	0	0	0
Job No.:	2S3117					Construction:	0	390	0	0	0	0
Length:	0.12	MPO:	N			FFOS:	0	0	0	0	0	0
Fund Cat:	Taking Care Of System		Fed:	339	State:	84	Local:	0				
Sec Cat:	Preventive Maint	Awd Date:	Winter 17	Anticipated Fed Cat:	NHPP							
TIP #:			Future Cost:	0	Estimate Total:	429						
County:	Macon	Pavement improvements on eastbound lanes from 0.5 mile west of Rte. C to 0.1 mile east of Kellogg Avenue near Macon. \$23,340.89 SAFETEA-LU earmark Demo ID #MO169.				Engineering:	2	152	0	0	0	0
Route:	US 36					R/W:	0	0	0	0	0	0
Job No.:	2P3099					Construction:	0	1,865	0	0	0	0
Length:	6.83	MPO:	N			FFOS:	0	23	0	0	0	0
Fund Cat:	Taking Care Of System		Fed:	1,613	State:	404	Local:	0				
Sec Cat:	Thin Lift Overlay	Awd Date:	Fall 16	Anticipated Fed Cat:	NHPP							
TIP #:			Future Cost:	0	Estimate Total:	2,019						

* Subject to the approval of the Transportation Improvement Plan by the governing Metropolitan Planning Organization.



2017-2021 Highway and Bridge Construction Schedule

Construction contingency applied to construction cost in the year the project is awarded.
 Three percent project growth factor compounded annually is applied to right-of-way and construction costs in program years 2, 3, 4, and 5.
 No inflation is applied to the Funding From Other Sources (FFOS) or Payments.
 Engineering includes PE costs, CE costs and R/W incidentals.

						STATE FISCAL YEAR PROJECT BUDGETING						
						Prior Prog.	7/2016-6/2017	7/2017-6/2018	7/2018-6/2019	7/2019-6/2020	7/2020-6/2021	
County:	Macon	Pavement improvements on westbound lanes from 0.8 mile east of Rte. 63 to 1.7 miles west of Rte. O near Bevier.				Engineering:	2	196	0	0	0	0
Route:	US 36					R/W:	0	0	0	0	0	
Job No.:	2P3100					Construction:	0	2,421	0	0	0	
Length:	7.92	MPO:	N			FFOS:	0	0	0	0	0	
Fund Cat:	Taking Care Of System	AC-State:	2,094	State:	523	Local:	0					
Sec Cat:	Thin Lift Overlay	Awd Date:	Fall 16	Anticipated Fed Cat:	NHPP							
TIP #:		Future Cost:	0	Estimate Total:	2,619							
County:	Macon	Replace bridge over Claybank Creek 0.1 mile south of Rte. FF near Bevier. Project involves bridge T0085.				Engineering:	30	93	0	0	0	0
Route:	RT C					R/W:	0	4	0	0	0	
Job No.:	2S2164					Construction:	0	523	0	0	0	
Length:	0.07	MPO:	N			FFOS:	0	0	0	0	0	
Fund Cat:	Taking Care Of System	Fed:	495	State:	125	Local:	0					
Sec Cat:	Rehab And Reconst	Awd Date:	Spring 17	Anticipated Fed Cat:	NHPP							
TIP #:		Future Cost:	0	Estimate Total:	650							
County:	Macon	Bridge improvements over Winn Branch 1 mile west of Rte. V near Macon. Project involves bridge N0559.				Engineering:	0	15	16	108	0	0
Route:	RT PP					R/W:	0	0	1	0	0	
Job No.:	2S3070					Construction:	0	0	0	597	0	
Length:	0.06	MPO:	N			FFOS:	0	0	0	0	0	
Fund Cat:	Taking Care Of System	Fed:	590	State:	147	Local:	0					
Sec Cat:	Rehab And Reconst	Awd Date:	2019	Anticipated Fed Cat:	NHPP							
TIP #:		Future Cost:	0	Estimate Total:	737							
County:	Macon	Bridge improvements over Middle Fork Chariton River 2.1 miles east of Rte. 3 near Bevier. Project involves bridge R0128.				Engineering:	104	46	0	0	0	0
Route:	RT T					R/W:	1	0	0	0	0	
Job No.:	2S3110					Construction:	0	598	0	0	0	
Length:	0.09	MPO:	N			FFOS:	0	0	0	0	0	
Fund Cat:	Taking Care Of System	Fed:	515	State:	129	Local:	0					
Sec Cat:	Rehab And Reconst	Awd Date:	Summer 16	Anticipated Fed Cat:	NHPP							
TIP #:		Future Cost:	0	Estimate Total:	749							
County:	Marion	Replace bridge over Rte. 61 at north end of Palmyra. Project involves bridge A0552.				Engineering:	40	268	0	0	0	0
Route:	MO 168					R/W:	0	2	0	0	0	
Job No.:	2S3114					Construction:	0	1,549	0	0	0	
Length:	0.07	MPO:	N			FFOS:	0	0	0	0	0	
Fund Cat:	Taking Care Of System	Fed:	1,456	State:	363	Local:	0					
Sec Cat:	Rehab And Reconst	Awd Date:	Winter 17	Anticipated Fed Cat:	NHPP							
TIP #:		Future Cost:	0	Estimate Total:	1,859							

* Subject to the approval of the Transportation Improvement Plan by the governing Metropolitan Planning Organization.



2017-2021 Highway and Bridge Construction Schedule

Construction contingency applied to construction cost in the year the project is awarded.
 Three percent project growth factor compounded annually is applied to right-of-way and construction costs in program years 2, 3, 4, and 5.
 No inflation is applied to the Funding From Other Sources (FFOS) or Payments.
 Engineering includes PE costs, CE costs and R/W incidentals.

						STATE FISCAL YEAR PROJECT BUDGETING						
						Prior Prog.	7/2016-6/2017	7/2017-6/2018	7/2018-6/2019	7/2019-6/2020	7/2020-6/2021	
County:	Marion	Payment to IDOT in SFY 2017 for preventive maintenance on Quincy Memorial Bridge. Cost represents Missouri's share. Project involves bridge L0099.				Engineering:	0	2	0	0	0	0
Route:	US 24					R/W:	0	0	0	0	0	0
Job No.:	2P3001					Construction:	0	1,000	0	0	0	0
Length:	0.43	MPO:	N			FFOS:	0	0	0	0	0	0
Fund Cat:	Statewide Interstate And Major Bridge	Fed:	802	State:	200	Local:	0					
Sec Cat:	Preventive Maint	Awd Date:	N/A	Anticipated Fed Cat:	NHPP		Payments:	0	0	0	0	0
TIP #:		Future Cost:	0	Estimate Total:	1,002							
County:	Marion	Payment to IDOT in SFY 2017 for deck sealing on Quincy Bayview Bridge. Cost represents Missouri's share. Project involves bridge A4274.				Engineering:	2	1	0	0	0	0
Route:	US 24					R/W:	0	0	0	0	0	0
Job No.:	2P3003					Construction:	0	50	0	0	0	0
Length:	0.46	MPO:	N			FFOS:	0	0	0	0	0	0
Fund Cat:	Statewide Interstate And Major Bridge	Fed:	41	State:	10	Local:	0					
Sec Cat:	Preventive Maint	Awd Date:	N/A	Anticipated Fed Cat:	NHPP		Payments:	0	0	0	0	0
TIP #:		Future Cost:	0	Estimate Total:	53							
County:	Marion	Bridge improvements over South Fabius River 1.2 miles south of Rte. 6 near Taylor. Project involves bridge A2021.				Engineering:	0	25	222	0	0	0
Route:	US 24					R/W:	0	0	0	0	0	0
Job No.:	2P3059C					Construction:	0	0	1,348	0	0	0
Length:	0.98	MPO:	N			FFOS:	0	0	0	0	0	0
Fund Cat:	Taking Care Of System	Fed:	1,276	State:	319	Local:	0					
Sec Cat:	Rehab And Reconst	Awd Date:	2018	Anticipated Fed Cat:	NHPP		Payments:	0	0	0	0	0
TIP #:		Future Cost:	0	Estimate Total:	1,595							
County:	Marion	Pavement improvements on eastbound and westbound lanes from 0.3 mile north of Rte. F to 2.4 miles east of Rte. 61 near Taylor.				Engineering:	0	5	10	600	0	0
Route:	US 24					R/W:	0	0	0	0	0	0
Job No.:	2P3127					Construction:	0	0	0	8,729	0	0
Length:	15.24	MPO:	N			FFOS:	0	0	0	0	0	0
Fund Cat:	Taking Care Of System	Fed:	7,475	State:	1,869	Local:	0					
Sec Cat:	Thin Lift Overlay	Awd Date:	2019	Anticipated Fed Cat:	NHPP Federal Oversight		Payments:	0	0	0	0	0
TIP #:		Future Cost:	0	Estimate Total:	9,344							
County:	Marion	Pavement improvements on eastbound lanes from 0.4 mile west of Bus. 36 at Monroe City to 0.9 mile east of Rte. H (two disconnected sections).				Engineering:	0	5	5	246	0	0
Route:	US 36					R/W:	0	0	0	0	0	0
Job No.:	2P3128					Construction:	0	0	0	3,459	0	0
Length:	12.02	MPO:	N			FFOS:	0	0	0	0	0	0
Fund Cat:	Taking Care Of System	Fed:	2,972	State:	743	Local:	0					
Sec Cat:	Thin Lift Overlay	Awd Date:	2019	Anticipated Fed Cat:	NHPP		Payments:	0	0	0	0	0
TIP #:		Future Cost:	0	Estimate Total:	3,715							

* Subject to the approval of the Transportation Improvement Plan by the governing Metropolitan Planning Organization.



2017-2021 Highway and Bridge Construction Schedule

Construction contingency applied to construction cost in the year the project is awarded.
 Three percent project growth factor compounded annually is applied to right-of-way and construction costs in program years 2, 3, 4, and 5.
 No inflation is applied to the Funding From Other Sources (FFOS) or Payments.
 Engineering includes PE costs, CE costs and R/W incidentals.

						STATE FISCAL YEAR PROJECT BUDGETING						
						Prior Prog.	7/2016-6/2017	7/2017-6/2018	7/2018-6/2019	7/2019-6/2020	7/2020-6/2021	
County: Marion	Pavement improvements on eastbound lanes from 1.8 miles east of Rte. 24 to Rte. 61 and on westbound lanes from Rte. 61 west 0.5 mile near Hannibal.					Engineering:	0	5	5	135	0	0
Route: US 36						R/W:	0	0	0	0	0	0
Job No.: 2P3129						Construction:	0	0	0	1,746	0	0
Length: 4.72	MPO: N					FFOS:	0	0	0	0	0	0
Fund Cat: Taking Care Of System					Fed: 1,513	State: 378	Local: 0					
Sec Cat: Thin Lift Overlay	Awd Date: 2019	Anticipated Fed Cat: NHPP										
TIP #:	Future Cost: 0	Estimate Total: 1,891			Payments:	0	0	0	0	0	0	0
County: Marion	Pavement improvements from 0.6 mile south of Rte. F to 0.4 mile north of Rte. 168 near Hannibal.					Engineering:	0	2	2	5	246	0
Route: US 61						R/W:	0	0	0	0	0	0
Job No.: 2P3130						Construction:	0	0	0	0	3,544	0
Length: 5.73	MPO: N					FFOS:	0	0	0	0	0	0
Fund Cat: Taking Care Of System					Fed: 3,039	State: 760	Local: 0					
Sec Cat: Thin Lift Overlay	Awd Date: 2020	Anticipated Fed Cat: NHPP										
TIP #:	Future Cost: 0	Estimate Total: 3,799			Payments:	0	0	0	0	0	0	0
County: Marion	Pavement improvements on northbound lanes from Rte. 24 interchange to 0.9 mile north of Rte. B south junction in Lewis County.					Engineering:	0	2	134	0	0	0
Route: US 61						R/W:	0	0	0	0	0	0
Job No.: 2P3154						Construction:	0	0	1,786	0	0	0
Length: 6.10	MPO: N					FFOS:	0	0	0	0	0	0
Fund Cat: Taking Care Of System					AC-State: 1,538	State: 384	Local: 0					
Sec Cat: Thin Lift Overlay	Awd Date: Fall 17	Anticipated Fed Cat: NHPP										
TIP #:	Future Cost: 0	Estimate Total: 1,922			Payments:	0	0	0	0	0	0	0
County: Marion	Pavement and ADA Transition Plan improvements from 0.4 mile north of Rte. 168 to just north of Warren Barrett Drive in Hannibal. \$743,000 Statewide Transportation Alternatives Program funds.					Engineering:	31	39	376	0	0	0
Route: US 61						R/W:	0	9	0	0	0	0
Job No.: 3P2226						Construction:	0	0	5,197	0	0	0
Length: 4.38	MPO: N					FFOS:	0	0	743	0	0	0
Fund Cat: Taking Care Of System					Fed: 4,497	State: 1,124	Local: 0					
Sec Cat: Thin Lift Overlay	Awd Date: Fall 17	Anticipated Fed Cat: NHPP			Federal Oversight							
TIP #:	Future Cost: 0	Estimate Total: 5,652			Payments:	0	0	0	0	0	0	0
County: Marion	Deck, beam cap and pier sealing on Mark Twain Memorial Bridge over Mississippi River at Hannibal. \$30,491 for construction and \$4,000 for preliminary engineering TEA-21 earmark Demo ID #MO021. \$113,000 IDOT funds. Project involves bridge A5054.					Engineering:	2	18	0	0	0	0
Route: IS 72						R/W:	0	0	0	0	0	0
Job No.: 2I3074						Construction:	0	226	0	0	0	0
Length: 0.39	MPO: N					FFOS:	0	143	0	0	0	0
Fund Cat: Taking Care Of System					Fed: 129	State: 2	Local: 113					
Sec Cat: Preventive Maint	Awd Date: Summer 16	Anticipated Fed Cat: NHPP										
TIP #:	Future Cost: 0	Estimate Total: 246			Payments:	0	0	0	0	0	0	0

* Subject to the approval of the Transportation Improvement Plan by the governing Metropolitan Planning Organization.



2017-2021 Highway and Bridge Construction Schedule

Construction contingency applied to construction cost in the year the project is awarded.
 Three percent project growth factor compounded annually is applied to right-of-way and construction costs in program years 2, 3, 4, and 5.
 No inflation is applied to the Funding From Other Sources (FFOS) or Payments.
 Engineering includes PE costs, CE costs and R/W incidentals.

						STATE FISCAL YEAR PROJECT BUDGETING						
						Prior Prog.	7/2016-6/2017	7/2017-6/2018	7/2018-6/2019	7/2019-6/2020	7/2020-6/2021	
County:	Marion	Pavement improvements from 0.2 mile west of Rte. 61 to the Mississippi River in Hannibal.				Engineering:	2	2	2	57	0	0
Route:	IS 72					R/W:	0	0	0	0	0	0
Job No.:	213096					Construction:	0	0	0	594	0	0
Length:	3.86	MPO:	N			FFOS:	0	0	0	0	0	0
Fund Cat:	Statewide Interstate And Major Bridge				Fed:	590	State:	65	Local:	0		
Sec Cat:	Preventive Maint	Awd Date:	2019	Anticipated Fed Cat:	NHPP		Payments:	0	0	0	0	0
TIP #:		Future Cost:	0	Estimate Total:	657							
County:	Marion	Bridge improvements over South Fabius River 0.8 mile east of Rte. M near Palmyra. Project involves bridge X0345.				Engineering:	4	18	20	113	0	0
Route:	RT A					R/W:	0	0	0	0	0	0
Job No.:	2S3045					Construction:	0	0	0	662	0	0
Length:	0.08	MPO:	N			FFOS:	0	0	0	0	0	0
Fund Cat:	Taking Care Of System				Fed:	650	State:	163	Local:	0		
Sec Cat:	Rehab And Reconst	Awd Date:	2019	Anticipated Fed Cat:	NHPP		Payments:	0	0	0	0	0
TIP #:		Future Cost:	0	Estimate Total:	817							
County:	Marion	Bridge improvements over South Fork North River 0.3 mile north of Rte. CC near Hunnewell. Project involves bridge X0045.				Engineering:	10	42	74	0	0	0
Route:	RT K					R/W:	0	2	0	0	0	0
Job No.:	2S3121					Construction:	0	0	515	0	0	0
Length:	0.10	MPO:	N			FFOS:	0	0	0	0	0	0
Fund Cat:	Taking Care Of System				Fed:	507	State:	126	Local:	0		
Sec Cat:	Rehab And Reconst	Awd Date:	2018	Anticipated Fed Cat:	NHPP		Payments:	0	0	0	0	0
TIP #:		Future Cost:	0	Estimate Total:	643							
County:	Monroe	Pavement improvements from 1.2 miles west of Rte. U to the Rte. 36 interchange at Monroe City in Ralls County.				Engineering:	0	2	2	5	209	0
Route:	US 24					R/W:	0	0	0	0	0	0
Job No.:	2P3144					Construction:	0	0	0	0	3,049	0
Length:	18.77	MPO:	N			FFOS:	0	0	0	0	0	0
Fund Cat:	Taking Care Of System				Fed:	2,614	State:	653	Local:	0		
Sec Cat:	Thin Lift Overlay	Awd Date:	2020	Anticipated Fed Cat:	NHPP		Payments:	0	0	0	0	0
TIP #:		Future Cost:	0	Estimate Total:	3,267							
County:	Montgomery	Replace bridge over Cuivre River 0.2 mile south of Rte. T near Middletown. \$85,000 Open Container funds. Project involves bridge S0806.				Engineering:	25	188	0	0	0	0
Route:	MO 161					R/W:	0	8	0	0	0	0
Job No.:	2S3072					Construction:	0	835	0	0	0	0
Length:	0.10	MPO:	N			FFOS:	0	85	0	0	0	0
Fund Cat:	Taking Care Of System				Fed:	825	State:	206	Local:	0		
Sec Cat:	Rehab And Reconst	Awd Date:	Spring 17	Anticipated Fed Cat:	NHPP		Payments:	0	0	0	0	0
TIP #:		Future Cost:	0	Estimate Total:	1,056							

* Subject to the approval of the Transportation Improvement Plan by the governing Metropolitan Planning Organization.



2017-2021 Highway and Bridge Construction Schedule

Construction contingency applied to construction cost in the year the project is awarded.
 Three percent project growth factor compounded annually is applied to right-of-way and construction costs in program years 2, 3, 4, and 5.
 No inflation is applied to the Funding From Other Sources (FFOS) or Payments.
 Engineering includes PE costs, CE costs and R/W incidentals.

						STATE FISCAL YEAR PROJECT BUDGETING						
						Prior Prog.	7/2016-6/2017	7/2017-6/2018	7/2018-6/2019	7/2019-6/2020	7/2020-6/2021	
County:	Montgomery	Bridge improvements over I-70 near Mineola. Project involves bridge A0227.				Engineering:	10	50	134	0	0	0
Route:	MO 161					R/W:	0	0	0	0	0	0
Job No.:	2S3125					Construction:	0	0	925	0	0	0
Length:	0.11	MPO:	N			FFOS:	0	0	0	0	0	0
Fund Cat:	Taking Care Of System	Fed:	888	State:	221	Local:	0					
Sec Cat:	Rehab And Reconst	Awd Date:	2018	Anticipated Fed Cat:	NHPP	Federal Oversight						
TIP #:		Future Cost:	0	Estimate Total:	1,119	Payments:	0	0	0	0	0	0
County:	Montgomery	Job Order Contracting for pavement repair from the Callaway County line to the St. Charles County line.				Engineering:	0	35	0	0	0	0
Route:	IS 70					R/W:	0	0	0	0	0	0
Job No.:	0I3003J					Construction:	0	500	0	0	0	0
Length:	38.60	MPO:	N			FFOS:	0	0	0	0	0	0
Fund Cat:	Statewide Interstate And Major Bridge	AC-State:	481	State:	54	Local:	0					
Sec Cat:	Preventive Maint	Awd Date:	Spring 17	Anticipated Fed Cat:	NHPP	Payments:	0	0	0	0	0	0
TIP #:		Future Cost:	0	Estimate Total:	535							
County:	Montgomery	Job Order Contracting for guard cable repair on I-70 in Montgomery and Warren Counties, Rte. T in Ralls County and Rte. 36 in Macon County.				Engineering:	1	19	0	0	0	0
Route:	IS 70					R/W:	0	0	0	0	0	0
Job No.:	2I3092					Construction:	0	250	0	0	0	0
Length:	40.12	MPO:	N			FFOS:	0	0	0	0	0	0
Fund Cat:	Taking Care Of System	AC-State:	215	State:	54	Local:	0					
Sec Cat:	Routine Maintenance	Awd Date:	Spring 17	Anticipated Fed Cat:	S.T.P.	Payments:	0	0	0	0	0	0
TIP #:		Future Cost:	0	Estimate Total:	270							
County:	Montgomery	Bridge improvements over Loutre River 2.2 miles west of Rte. 161 near Danville. Project involves bridge A0971.				Engineering:	82	2	2	89	292	0
Route:	IS 70					R/W:	0	0	0	0	0	0
Job No.:	3I2195					Construction:	0	0	0	0	4,611	0
Length:	0.11	MPO:	N			FFOS:	0	0	0	0	0	0
Fund Cat:	Statewide Interstate And Major Bridge	Fed:	4,497	State:	499	Local:	0					
Sec Cat:	Rehab And Reconst	Awd Date:	2020	Anticipated Fed Cat:	NHPP	Federal Oversight						
TIP #:		Future Cost:	0	Estimate Total:	5,078	Payments:	0	0	0	0	0	0
County:	Montgomery	Bridge improvements over Loutre River 0.1 mile west of Rte. 19 near McKittrick. Project involves bridge A3603.				Engineering:	0	20	126	0	0	0
Route:	MO 94					R/W:	0	0	0	0	0	0
Job No.:	2P3059D					Construction:	0	0	809	0	0	0
Length:	0.12	MPO:	N			FFOS:	0	0	0	0	0	0
Fund Cat:	Taking Care Of System	Fed:	764	State:	191	Local:	0					
Sec Cat:	Rehab And Reconst	Awd Date:	2018	Anticipated Fed Cat:	NHPP	Payments:	0	0	0	0	0	0
TIP #:		Future Cost:	0	Estimate Total:	955							

* Subject to the approval of the Transportation Improvement Plan by the governing Metropolitan Planning Organization.



2017-2021 Highway and Bridge Construction Schedule

Construction contingency applied to construction cost in the year the project is awarded.
 Three percent project growth factor compounded annually is applied to right-of-way and construction costs in program years 2, 3, 4, and 5.
 No inflation is applied to the Funding From Other Sources (FFOS) or Payments.
 Engineering includes PE costs, CE costs and R/W incidentals.

						STATE FISCAL YEAR PROJECT BUDGETING						
						Prior Prog.	7/2016-6/2017	7/2017-6/2018	7/2018-6/2019	7/2019-6/2020	7/2020-6/2021	
County: Montgomery	Pavement improvements from 0.2 mile east of Bluffton Road to Rte. 19 near McKittrick.					Engineering:	1	1	1	20	0	0
Route: MO 94						R/W:	0	0	0	0	0	0
Job No.: 5S3049B						Construction:	0	0	0	271	0	0
Length: 9.94	MPO: N					FFOS:	0	0	0	0	0	0
Fund Cat: Taking Care Of System			Fed: 235	State: 58	Local: 0	Payments:	0	0	0	0	0	0
Sec Cat: Preventive Maint	Awd Date: 2019	Anticipated Fed Cat: S.T.P.										
TIP #:	Future Cost: 0	Estimate Total: 294										
County: Pike	Bridge improvements over Rte. 61 at interchange near Bowling Green. \$693,000 SAFETEA-LU earmark Demo ID #MO215 for engineering and construction. Project involves bridge A3494.					Engineering:	38	44	0	0	0	0
Route: US 54						R/W:	0	0	0	0	0	0
Job No.: 2P3058D						Construction:	0	611	0	0	0	0
Length: 0.06	MPO: N					FFOS:	0	611	0	0	0	0
Fund Cat: Flexible & Other			Fed: 525	State: 130	Local: 0	Payments:	0	0	0	0	0	0
Sec Cat: Rehab And Reconst	Awd Date: Summer 16	Anticipated Fed Cat: Earmark										
TIP #:	Future Cost: 0	Estimate Total: 693										
County: Pike	Job Order Contracting for bridge repair on the Champ Clark Bridge over the Mississippi River at Louisiana. \$75,000 IDOT funds. Project involves bridge K0932.					Engineering:	1	12	0	0	0	0
Route: US 54						R/W:	0	0	0	0	0	0
Job No.: 2P3094						Construction:	0	150	0	0	0	0
Length: 0.24	MPO: N					FFOS:	0	75	0	0	0	0
Fund Cat: Flexible & Other			Fed: 85	State: 2	Local: 75	Payments:	0	0	0	0	0	0
Sec Cat: Preventive Maint	Awd Date: Fall 16	Anticipated Fed Cat: NHPP										
TIP #:	Future Cost: 0	Estimate Total: 163										
County: Pike	Pavement improvements from 0.1 mile east of Rte. U to Rte. 79 east junction in Louisiana.					Engineering:	0	2	4	199	0	0
Route: US 54						R/W:	0	0	0	0	0	0
Job No.: 2P3133						Construction:	0	0	0	2,759	0	0
Length: 16.57	MPO: N					FFOS:	0	0	0	0	0	0
Fund Cat: Taking Care Of System			Fed: 2,371	State: 593	Local: 0	Payments:	0	0	0	0	0	0
Sec Cat: Thin Lift Overlay	Awd Date: 2019	Anticipated Fed Cat: NHPP										
TIP #:	Future Cost: 0	Estimate Total: 2,964										
County: Pike	Replace Champ Clark Bridge over Mississippi River at Louisiana. Design/Build project. \$10,000,000 TIGER funds. IDOT responsible for 50% of project cost. Project involves bridge K0932.					Engineering:	2,100	329	1,530	0	0	0
Route: US 54						R/W:	0	4,000	0	0	0	0
Job No.: 3P2209B						Construction:	0	0	60,255	0	0	0
Length: 0.51	MPO: N					FFOS:	0	500	35,500	0	0	0
Fund Cat: Taking Care Of System			Fed: 38,942	State: 1,172	Local: 26,000	Payments:	0	0	0	0	0	0
Sec Cat: Rehab And Reconst	Awd Date: Summer 17	Anticipated Fed Cat: NHPP		Federal Oversight								
TIP #:	Future Cost: 0	Estimate Total: 68,214										

* Subject to the approval of the Transportation Improvement Plan by the governing Metropolitan Planning Organization.



2017-2021 Highway and Bridge Construction Schedule

Construction contingency applied to construction cost in the year the project is awarded.
 Three percent project growth factor compounded annually is applied to right-of-way and construction costs in program years 2, 3, 4, and 5.
 No inflation is applied to the Funding From Other Sources (FFOS) or Payments.
 Engineering includes PE costs, CE costs and R/W incidentals.

						STATE FISCAL YEAR PROJECT BUDGETING						
						Prior Prog.	7/2016-6/2017	7/2017-6/2018	7/2018-6/2019	7/2019-6/2020	7/2020-6/2021	
County:	Pike	Pavement improvements on southbound lanes from 0.6 mile south of Rte. 161 to Rte. E near Auburn in Lincoln County. \$160,000 Open Container funds.				Engineering:	10	352	0	0	0	0
Route:	US 61					R/W:	0	0	0	0	0	
Job No.:	2P3116					Construction:	0	4,761	0	0	0	
Length:	18.80	MPO:	N			FFOS:	0	160	0	0	0	
Fund Cat:	Taking Care Of System	Fed:	4,091	State:	1,022	Local:	0					
Sec Cat:	Thin Lift Overlay	Awd Date:	Fall 16	Anticipated Fed Cat:	NHPP	Federal Oversight						
TIP #:		Future Cost:	0	Estimate Total:	5,123	Payments:	0	0	0	0	0	
County:	Pike	Replace bridge and ADA Transition Plan improvements over Noix Creek 1.1 miles north of Rte. D in Louisiana. \$124,000 Statewide Transportation Alternatives Program funds. Project involves bridge K0487.				Engineering:	32	311	0	0	0	0
Route:	MO 79					R/W:	0	1	0	0	0	
Job No.:	2P3082					Construction:	0	2,147	0	0	0	
Length:	0.11	MPO:	N			FFOS:	0	124	0	0	0	
Fund Cat:	Taking Care Of System	Fed:	1,968	State:	491	Local:	0					
Sec Cat:	Rehab And Reconst	Awd Date:	Winter 17	Anticipated Fed Cat:	NHPP	Federal Oversight						
TIP #:		Future Cost:	0	Estimate Total:	2,491	Payments:	0	0	0	0	0	
County:	Pike	Bridge improvements over Ramsey Creek 2.4 miles north of Rte. H near Annada. Project involves bridge K0322.				Engineering:	10	41	170	0	0	0
Route:	MO 79					R/W:	0	1	0	0	0	
Job No.:	2P3083					Construction:	0	0	1,055	0	0	
Length:	0.07	MPO:	N			FFOS:	0	0	0	0	0	
Fund Cat:	Taking Care Of System	Fed:	1,014	State:	253	Local:	0					
Sec Cat:	Rehab And Reconst	Awd Date:	2018	Anticipated Fed Cat:	NHPP							
TIP #:		Future Cost:	0	Estimate Total:	1,277	Payments:	0	0	0	0	0	
County:	Pike	Bridge improvements over Fox Creek 1.9 miles south of Rte. W near Clarksville. Project involves bridge K0318.				Engineering:	5	21	115	0	0	0
Route:	MO 79					R/W:	0	1	0	0	0	
Job No.:	2P3084					Construction:	0	0	591	0	0	
Length:	0.05	MPO:	N			FFOS:	0	0	0	0	0	
Fund Cat:	Taking Care Of System	Fed:	583	State:	145	Local:	0					
Sec Cat:	Rehab And Reconst	Awd Date:	2018	Anticipated Fed Cat:	NHPP							
TIP #:		Future Cost:	0	Estimate Total:	733	Payments:	0	0	0	0	0	
County:	Pike	Replace bridge over Buffalo Creek 0.6 mile south of Rte. D near Louisiana. Project involves bridge K0313.				Engineering:	21	204	0	0	0	0
Route:	MO 79					R/W:	0	1	0	0	0	
Job No.:	2P3086					Construction:	0	1,169	0	0	0	
Length:	0.10	MPO:	N			FFOS:	0	0	0	0	0	
Fund Cat:	Taking Care Of System	Fed:	1,099	State:	275	Local:	0					
Sec Cat:	Rehab And Reconst	Awd Date:	Winter 17	Anticipated Fed Cat:	NHPP							
TIP #:		Future Cost:	0	Estimate Total:	1,395	Payments:	0	0	0	0	0	

* Subject to the approval of the Transportation Improvement Plan by the governing Metropolitan Planning Organization.



2017-2021 Highway and Bridge Construction Schedule

Construction contingency applied to construction cost in the year the project is awarded.

Three percent project growth factor compounded annually is applied to right-of-way and construction costs in program years 2, 3, 4, and 5.

No inflation is applied to the Funding From Other Sources (FFOS) or Payments.

Engineering includes PE costs, CE costs and R/W incidentals.

						STATE FISCAL YEAR PROJECT BUDGETING						
						Prior Prog.	7/2016-6/2017	7/2017-6/2018	7/2018-6/2019	7/2019-6/2020	7/2020-6/2021	
County: Pike	Pavement improvements from Rte. 54 east junction in Louisiana to Lincoln County line.					Engineering:	0	2	5	213	0	0
Route: MO 79						R/W:	0	0	0	0	0	0
Job No.: 2P3134						Construction:	0	0	0	2,976	0	0
Length: 22.01	MPO: N					FFOS:	0	0	0	0	0	0
Fund Cat: Taking Care Of System			Fed: 2,557	State: 639	Local: 0	Payments:	0	0	0	0	0	0
Sec Cat: Thin Lift Overlay	Awd Date: 2019	Anticipated Fed Cat: S.T.P.										
TIP #:	Future Cost: 0		Estimate Total: 3,196									
County: Pike	Bridge improvements over South Spencer Creek 2.0 miles north of Rte. 54 near Curryville. Project involves bridge N0304.					Engineering:	0	20	28	157	0	0
Route: RT E						R/W:	0	0	0	0	0	0
Job No.: 2S3140						Construction:	0	0	0	887	0	0
Length: 0.07	MPO: N					FFOS:	0	0	0	0	0	0
Fund Cat: Taking Care Of System			Fed: 874	State: 218	Local: 0	Payments:	0	0	0	0	0	0
Sec Cat: Rehab And Reconst	Awd Date: 2019	Anticipated Fed Cat: NHPP										
TIP #:	Future Cost: 0		Estimate Total: 1,092									
County: Pike	Bridge improvements over Peno Creek 1.0 mile west of Rte. 61 near Bowling Green. Project involves bridge R0059.					Engineering:	10	2	2	36	102	0
Route: RT U						R/W:	0	0	0	0	0	0
Job No.: 2S3120						Construction:	0	0	0	0	668	0
Length: 0.09	MPO: N					FFOS:	0	0	0	0	0	0
Fund Cat: Taking Care Of System			Fed: 649	State: 161	Local: 0	Payments:	0	0	0	0	0	0
Sec Cat: Rehab And Reconst	Awd Date: 2020	Anticipated Fed Cat: S.T.P.										
TIP #:	Future Cost: 0		Estimate Total: 820									
County: Ralls	Bridge improvements over Norfolk Southern Railway 0.9 mile north of Rte. HH in Hannibal. Project involves bridge A1060.					Engineering:	0	20	25	155	0	0
Route: US 61						R/W:	0	0	0	0	0	0
Job No.: 2P3137						Construction:	0	0	0	854	0	0
Length: 0.09	MPO: N					FFOS:	0	0	0	0	0	0
Fund Cat: Taking Care Of System			Fed: 843	State: 211	Local: 0	Payments:	0	0	0	0	0	0
Sec Cat: Rehab And Reconst	Awd Date: 2019	Anticipated Fed Cat: NHPP										
TIP #:	Future Cost: 0		Estimate Total: 1,054									
County: Ralls	Bridge improvements over Bear Creek 0.6 mile north of Rte. HH in Hannibal. Project involves bridge A1061.					Engineering:	0	20	20	126	0	0
Route: US 61						R/W:	0	0	0	0	0	0
Job No.: 2P3138						Construction:	0	0	0	715	0	0
Length: 0.08	MPO: N					FFOS:	0	0	0	0	0	0
Fund Cat: Taking Care Of System			Fed: 705	State: 176	Local: 0	Payments:	0	0	0	0	0	0
Sec Cat: Rehab And Reconst	Awd Date: 2019	Anticipated Fed Cat: NHPP										
TIP #:	Future Cost: 0		Estimate Total: 881									

* Subject to the approval of the Transportation Improvement Plan by the governing Metropolitan Planning Organization.



2017-2021 Highway and Bridge Construction Schedule

Construction contingency applied to construction cost in the year the project is awarded.
 Three percent project growth factor compounded annually is applied to right-of-way and construction costs in program years 2, 3, 4, and 5.
 No inflation is applied to the Funding From Other Sources (FFOS) or Payments.
 Engineering includes PE costs, CE costs and R/W incidentals.

						STATE FISCAL YEAR PROJECT BUDGETING						
						Prior Prog.	7/2016-6/2017	7/2017-6/2018	7/2018-6/2019	7/2019-6/2020	7/2020-6/2021	
County:	Ralls	Pavement and intersection improvements from Warren Barrett Drive in Hannibal to 0.5 mile south of Rte. 19 near New London. \$565,000 Open Container funds.				Engineering:	89	334	0	0	0	0
Route:	US 61					R/W:	0	1	0	0	0	0
Job No.:	3P2206					Construction:	0	5,085	0	0	0	0
Length:	7.89	MPO:	N			FFOS:	0	565	0	0	0	0
Fund Cat:	Taking Care Of System	Fed:	4,337	State:	1,083	Local:	0					
Sec Cat:	Thin Lift Overlay	Awd Date:	Fall 16	Anticipated Fed Cat:	NHPP	Federal Oversight						
TIP #:		Future Cost:	0	Estimate Total:	5,509	Payments:	0	0	0	0	0	0
County:	Ralls	Bridge deck improvements over Quarry Road 3.5 miles south of Rte. T near Hannibal. Project involves bridge A1248.				Engineering:	5	27	0	0	0	0
Route:	MO 79					R/W:	0	0	0	0	0	0
Job No.:	2P3118					Construction:	0	161	0	0	0	0
Length:	0.02	MPO:	N			FFOS:	0	0	0	0	0	0
Fund Cat:	Taking Care Of System	Fed:	151	State:	37	Local:	0					
Sec Cat:	Rehab And Reconst	Awd Date:	Spring 17	Anticipated Fed Cat:	NHPP							
TIP #:		Future Cost:	0	Estimate Total:	193	Payments:	0	0	0	0	0	0
County:	Ralls	Bridge deck improvements over Malaruni Creek just south of Rtes. E and N intersection near Hannibal. Project involves bridge A0902.				Engineering:	5	40	0	0	0	0
Route:	MO 79					R/W:	0	0	0	0	0	0
Job No.:	2P3119					Construction:	0	295	0	0	0	0
Length:	0.02	MPO:	N			FFOS:	0	0	0	0	0	0
Fund Cat:	Taking Care Of System	Fed:	268	State:	67	Local:	0					
Sec Cat:	Rehab And Reconst	Awd Date:	Spring 17	Anticipated Fed Cat:	NHPP							
TIP #:		Future Cost:	0	Estimate Total:	340	Payments:	0	0	0	0	0	0
County:	Ralls	Bridge improvements over Salt River 1.2 miles north of Rte. A near Center. Project involves bridge R0434.				Engineering:	4	10	10	15	220	0
Route:	RT H					R/W:	0	0	0	0	0	0
Job No.:	2S3046					Construction:	0	0	0	0	1,495	0
Length:	0.15	MPO:	N			FFOS:	0	0	0	0	0	0
Fund Cat:	Taking Care Of System	Fed:	1,400	State:	350	Local:	0					
Sec Cat:	Rehab And Reconst	Awd Date:	2020	Anticipated Fed Cat:	NHPP							
TIP #:		Future Cost:	0	Estimate Total:	1,754	Payments:	0	0	0	0	0	0
County:	Ralls	Replace bridge over Hippo Creek 2.2 miles south of Rte. 19 near Center. Project involves bridge T0212.				Engineering:	25	155	0	0	0	0
Route:	RT P					R/W:	0	10	0	0	0	0
Job No.:	2S3115					Construction:	0	731	0	0	0	0
Length:	0.06	MPO:	N			FFOS:	0	0	0	0	0	0
Fund Cat:	Taking Care Of System	Fed:	717	State:	179	Local:	0					
Sec Cat:	Rehab And Reconst	Awd Date:	Winter 17	Anticipated Fed Cat:	NHPP							
TIP #:		Future Cost:	0	Estimate Total:	921	Payments:	0	0	0	0	0	0

* Subject to the approval of the Transportation Improvement Plan by the governing Metropolitan Planning Organization.



2017-2021 Highway and Bridge Construction Schedule

Construction contingency applied to construction cost in the year the project is awarded.
 Three percent project growth factor compounded annually is applied to right-of-way and construction costs in program years 2, 3, 4, and 5.
 No inflation is applied to the Funding From Other Sources (FFOS) or Payments.
 Engineering includes PE costs, CE costs and R/W incidentals.

						STATE FISCAL YEAR PROJECT BUDGETING						
						Prior Prog.	7/2016-6/2017	7/2017-6/2018	7/2018-6/2019	7/2019-6/2020	7/2020-6/2021	
County:	Randolph	Pavement and shoulder improvements from the Chariton County line to 1.5 miles west of Rte. C near Huntsville. \$225,000 Open Container funds.				Engineering:	18	125	0	0	0	0
Route:	US 24					R/W:	0	0	0	0	0	
Job No.:	2P3051					Construction:	0	1,797	0	0	0	
Length:	7.64	MPO:	N			FFOS:	0	225	0	0	0	
Fund Cat:	Taking Care Of System	Fed:	1,538	State:	384	Local:	0					
Sec Cat:	Thin Lift Overlay	Awd Date:	Summer 16		Anticipated Fed Cat:	NHPP						
TIP #:		Future Cost:	0		Estimate Total:	1,940						
County:	Randolph	Bridge improvements on southbound lanes over Norfolk Southern Railway 2.6 miles north of Rte. B near Clark. Project involves bridge A0197.				Engineering:	15	131	0	0	0	
Route:	US 63					R/W:	0	0	0	0	0	
Job No.:	2P3058C					Construction:	0	877	0	0	0	
Length:	0.04	MPO:	N			FFOS:	0	0	0	0	0	
Fund Cat:	Taking Care Of System	Fed:	807	State:	201	Local:	0					
Sec Cat:	Rehab And Reconst	Awd Date:	Spring 17		Anticipated Fed Cat:	NHPP						
TIP #:		Future Cost:	0		Estimate Total:	1,023						
County:	Randolph	Pavement improvements on the northbound lanes from 0.4 mile north of Rte. EE in Moberly to 0.6 mile south of Rte. 22 in Boone County.				Engineering:	0	5	150	0	0	
Route:	US 63					R/W:	0	0	0	0	0	
Job No.:	2P3136					Construction:	0	0	2,107	0	0	
Length:	14.27	MPO:	N			FFOS:	0	0	0	0	0	
Fund Cat:	Taking Care Of System	AC-State:	1,810	State:	452	Local:	0					
Sec Cat:	Preventive Maint	Awd Date:	2018		Anticipated Fed Cat:	NHPP						
TIP #:		Future Cost:	0		Estimate Total:	2,262						
County:	Randolph	Bridge improvements over Walnut Creek 1.9 miles west of Rte. Z near Cairo. Project involves bridge N0225.				Engineering:	4	20	65	0	0	
Route:	RT DD					R/W:	0	0	0	0	0	
Job No.:	2S3044					Construction:	0	0	331	0	0	
Length:	0.06	MPO:	N			FFOS:	0	0	0	0	0	
Fund Cat:	Taking Care Of System	Fed:	333	State:	83	Local:	0					
Sec Cat:	Rehab And Reconst	Awd Date:	2018		Anticipated Fed Cat:	S.T.P.						
TIP #:		Future Cost:	0		Estimate Total:	420						
County:	Randolph	Bridge improvements over Coon Creek 2.3 miles east of Rte. 63 near Moberly. Project involves bridge N0226.				Engineering:	4	20	64	0	0	
Route:	RT EE					R/W:	0	0	0	0	0	
Job No.:	2S3048					Construction:	0	0	323	0	0	
Length:	0.06	MPO:	N			FFOS:	0	0	0	0	0	
Fund Cat:	Taking Care Of System	Fed:	326	State:	81	Local:	0					
Sec Cat:	Rehab And Reconst	Awd Date:	2018		Anticipated Fed Cat:	NHPP						
TIP #:		Future Cost:	0		Estimate Total:	411						

* Subject to the approval of the Transportation Improvement Plan by the governing Metropolitan Planning Organization.



2017-2021 Highway and Bridge Construction Schedule

Construction contingency applied to construction cost in the year the project is awarded.
 Three percent project growth factor compounded annually is applied to right-of-way and construction costs in program years 2, 3, 4, and 5.
 No inflation is applied to the Funding From Other Sources (FFOS) or Payments.
 Engineering includes PE costs, CE costs and R/W incidentals.

						STATE FISCAL YEAR PROJECT BUDGETING						
						Prior Prog.	7/2016-6/2017	7/2017-6/2018	7/2018-6/2019	7/2019-6/2020	7/2020-6/2021	
County:	Schuyler	Bridge improvements over North Fork Middle Fabius River 1.6 miles north of Rte. 136 near Lancaster. Project involves bridge L0136.				Engineering:	18	20	28	166	0	0
Route:	US 63					R/W:	0	0	7	0	0	0
Job No.:	2P2194					Construction:	0	0	0	951	0	0
Length:	0.20	MPO:	N			FFOS:	0	0	0	0	0	0
Fund Cat:	Taking Care Of System	Fed:	938	State:	234	Local:	0					
Sec Cat:	Rehab And Reconst	Awd Date:	2019	Anticipated Fed Cat:	NHPP		Payments:	0	0	0	0	0
TIP #:		Future Cost:	0	Estimate Total:	1,190							
County:	Scotland	Replace bridge over North Wyaconda River 3.2 miles north of Rte. 136 near Arbela. Project involves bridge Y0029.				Engineering:	222	51	0	0	0	0
Route:	RT H					R/W:	2	0	0	0	0	0
Job No.:	2S3111					Construction:	0	665	0	0	0	0
Length:	0.08	MPO:	N			FFOS:	0	0	0	0	0	0
Fund Cat:	Taking Care Of System	Fed:	573	State:	143	Local:	0					
Sec Cat:	Rehab And Reconst	Awd Date:	Summer 16	Anticipated Fed Cat:	NHPP		Payments:	0	0	0	0	0
TIP #:		Future Cost:	0	Estimate Total:	940							
County:	Scotland	Bridge improvements over Indian Creek 1.1 miles south of Rte. MM near Rutledge. Project involves bridge N0345.				Engineering:	0	15	15	97	0	0
Route:	RT M					R/W:	0	0	0	0	0	0
Job No.:	2S3139					Construction:	0	0	0	550	0	0
Length:	0.06	MPO:	N			FFOS:	0	0	0	0	0	0
Fund Cat:	Taking Care Of System	Fed:	542	State:	135	Local:	0					
Sec Cat:	Rehab And Reconst	Awd Date:	2019	Anticipated Fed Cat:	NHPP		Payments:	0	0	0	0	0
TIP #:		Future Cost:	0	Estimate Total:	677							
County:	Shelby	Bridge improvements over Perry Creek 1.1 miles east of Rte. B near Leonard. Project involves bridge T0601.				Engineering:	0	29	112	0	0	0
Route:	MO 151					R/W:	0	2	0	0	0	0
Job No.:	2P3059B					Construction:	0	0	576	0	0	0
Length:	0.06	MPO:	N			FFOS:	0	0	0	0	0	0
Fund Cat:	Taking Care Of System	Fed:	575	State:	144	Local:	0					
Sec Cat:	Rehab And Reconst	Awd Date:	2018	Anticipated Fed Cat:	NHPP		Payments:	0	0	0	0	0
TIP #:		Future Cost:	0	Estimate Total:	719							
County:	Shelby	Bridge improvements over Ten Mile Creek 1.1 miles north of Rte. MM near Clarence. Project involves bridge S0427.				Engineering:	10	41	109	0	0	0
Route:	MO 151					R/W:	0	2	0	0	0	0
Job No.:	2S3123					Construction:	0	0	658	0	0	0
Length:	0.08	MPO:	N			FFOS:	0	0	0	0	0	0
Fund Cat:	Taking Care Of System	Fed:	648	State:	162	Local:	0					
Sec Cat:	Rehab And Reconst	Awd Date:	2018	Anticipated Fed Cat:	NHPP		Payments:	0	0	0	0	0
TIP #:		Future Cost:	0	Estimate Total:	820							

* Subject to the approval of the Transportation Improvement Plan by the governing Metropolitan Planning Organization.



2017-2021 Highway and Bridge Construction Schedule

Construction contingency applied to construction cost in the year the project is awarded.

Three percent project growth factor compounded annually is applied to right-of-way and construction costs in program years 2, 3, 4, and 5.

No inflation is applied to the Funding From Other Sources (FFOS) or Payments.

Engineering includes PE costs, CE costs and R/W incidentals.

						STATE FISCAL YEAR PROJECT BUDGETING						
						Prior Prog.	7/2016-6/2017	7/2017-6/2018	7/2018-6/2019	7/2019-6/2020	7/2020-6/2021	
County:	Shelby	Bridge improvements over Black Creek 0.1 mile north of Rte. M near Leonard. Project involves bridge S0711.				Engineering:	0	15	15	108	0	0
Route:	MO 151					R/W:	0	0	0	0	0	
Job No.:	2S3142					Construction:	0	0	0	597	0	
Length:	0.06	MPO: N				FFOS:	0	0	0	0	0	
Fund Cat:	Taking Care Of System	Fed:	588	State:	147	Local:	0					
Sec Cat:	Rehab And Reconst	Awd Date:	2019	Anticipated Fed Cat:	NHPP							
TIP #:		Future Cost:	0	Estimate Total:	735	Payments:	0	0	0	0	0	
County:	Various	Safety projects at various locations in the Northeast District. \$712,000 from Statewide Open Container funds.				Engineering:	0	0	0	0	0	
Route:	Various					R/W:	0	0	0	0	0	
Job No.:	0P3018C					Construction:	0	0	733	0	0	
Length:	0.00	MPO: N				FFOS:	0	0	712	0	0	
Fund Cat:	Safety	Fed:	660	State:	73	Local:	0					
Sec Cat:	Safety	Awd Date:	2018	Anticipated Fed Cat:	Safety							
TIP #:		Future Cost:	0	Estimate Total:	733	Payments:	0	0	0	0	0	
County:	Various	Safety projects at various locations in the Northeast District. \$732,000 from Statewide Open Container funds.				Engineering:	0	0	0	0	0	
Route:	Various					R/W:	0	0	0	0	0	
Job No.:	0P3020C					Construction:	0	0	0	0	800	
Length:	0.00	MPO: N				FFOS:	0	0	0	0	732	
Fund Cat:	Safety	Fed:	720	State:	80	Local:	0					
Sec Cat:	Safety	Awd Date:	2020	Anticipated Fed Cat:	Safety							
TIP #:		Future Cost:	0	Estimate Total:	800	Payments:	0	0	0	0	0	
County:	Various	Safety projects at various locations in the Northeast District. \$732,000 from Statewide Open Container funds.				Engineering:	0	0	0	0	0	
Route:	Various					R/W:	0	0	0	0	0	
Job No.:	0P3021C					Construction:	0	0	0	0	824	
Length:	0.00	MPO: N				FFOS:	0	0	0	0	732	
Fund Cat:	Safety	Fed:	742	State:	82	Local:	0					
Sec Cat:	Safety	Awd Date:	2021	Anticipated Fed Cat:	Safety							
TIP #:		Future Cost:	0	Estimate Total:	824	Payments:	0	0	0	0	0	
County:	Various	ADA Transition Plan improvements at various locations in the Northeast District. \$602,000 from Statewide Transportation Alternatives funds.				Engineering:	0	0	0	0	0	
Route:	Various					R/W:	0	0	0	0	0	
Job No.:	0S3017C					Construction:	0	602	0	0	0	
Length:	0.00	MPO: N				FFOS:	0	602	0	0	0	
Fund Cat:	Taking Care Of System	Fed:	482	State:	120	Local:	0					
Sec Cat:	N- Ada Trans	Awd Date:	2017	Anticipated Fed Cat:	S.T.P.							
TIP #:		Future Cost:	0	Estimate Total:	602	Payments:	0	0	0	0	0	

* Subject to the approval of the Transportation Improvement Plan by the governing Metropolitan Planning Organization.



2017-2021 Highway and Bridge Construction Schedule

Construction contingency applied to construction cost in the year the project is awarded.
 Three percent project growth factor compounded annually is applied to right-of-way and construction costs in program years 2, 3, 4, and 5.
 No inflation is applied to the Funding From Other Sources (FFOS) or Payments.
 Engineering includes PE costs, CE costs and R/W incidentals.

						STATE FISCAL YEAR PROJECT BUDGETING						
						Prior Prog.	7/2016-6/2017	7/2017-6/2018	7/2018-6/2019	7/2019-6/2020	7/2020-6/2021	
County:	Various	ADA Transition Plan improvements at various locations in the Northeast District.				Engineering:	0	0	0	0	0	0
Route:	Various	\$743,000 from Statewide Transportation Alternatives funds.				R/W:	0	0	0	0	0	0
Job No.:	0S3018C					Construction:	0	0	765	0	0	0
Length:	0.00	MPO:	N			FFOS:	0	0	743	0	0	0
Fund Cat:	Taking Care Of System	Fed:	612	State:	153	Local:	0					
Sec Cat:	N- Ada Trans	Awd Date:	2018	Anticipated Fed Cat:	S.T.P.		Payments:	0	0	0	0	0
TIP #:		Future Cost:	0	Estimate Total:	765							
County:	Various	ADA Transition Plan improvements at various locations in the Northeast District.				Engineering:	0	0	0	0	0	0
Route:	Various	\$759,000 from Statewide Transportation Alternatives funds.				R/W:	0	0	0	0	0	0
Job No.:	0S3019C					Construction:	0	0	0	805	0	0
Length:	0.00	MPO:	N			FFOS:	0	0	0	759	0	0
Fund Cat:	Taking Care Of System	Fed:	644	State:	161	Local:	0					
Sec Cat:	N- Ada Trans	Awd Date:	2019	Anticipated Fed Cat:	S.T.P.		Payments:	0	0	0	0	0
TIP #:		Future Cost:	0	Estimate Total:	805							
County:	Various	ADA Transition Plan improvements at various locations in the Northeast District.				Engineering:	0	0	0	0	0	0
Route:	Various	\$779,000 from Statewide Transportation Alternatives funds.				R/W:	0	0	0	0	0	0
Job No.:	0S3020C					Construction:	0	0	0	0	851	0
Length:	0.00	MPO:	N			FFOS:	0	0	0	0	779	0
Fund Cat:	Taking Care Of System	Fed:	681	State:	170	Local:	0					
Sec Cat:	N- Ada Trans	Awd Date:	2020	Anticipated Fed Cat:	S.T.P.		Payments:	0	0	0	0	0
TIP #:		Future Cost:	0	Estimate Total:	851							
County:	Various	ADA Transition Plan improvements at various locations in the Northeast District.				Engineering:	0	0	0	0	0	0
Route:	Various	\$779,000 from Statewide Transportation Alternatives funds.				R/W:	0	0	0	0	0	0
Job No.:	0S3021C					Construction:	0	0	0	0	0	877
Length:	0.00	MPO:	N			FFOS:	0	0	0	0	0	779
Fund Cat:	Taking Care Of System	Fed:	702	State:	175	Local:	0					
Sec Cat:	N- Ada Trans	Awd Date:	2021	Anticipated Fed Cat:	S.T.P.		Payments:	0	0	0	0	0
TIP #:		Future Cost:	0	Estimate Total:	877							
County:	Various	Bridge improvements at various primary locations in the Northeast District.				Engineering:	5	60	118	0	0	0
Route:	Various					R/W:	0	0	0	0	0	0
Job No.:	2P3059					Construction:	0	0	767	0	0	0
Length:	0.60	MPO:	N			FFOS:	0	0	0	0	0	0
Fund Cat:	Flexible & Other	Fed:	757	State:	188	Local:	0					
Sec Cat:	Rehab And Reconst	Awd Date:	2018	Anticipated Fed Cat:	NHPP		Payments:	0	0	0	0	0
TIP #:		Future Cost:	0	Estimate Total:	950							

* Subject to the approval of the Transportation Improvement Plan by the governing Metropolitan Planning Organization.



2017-2021 Highway and Bridge Construction Schedule

Construction contingency applied to construction cost in the year the project is awarded.
 Three percent project growth factor compounded annually is applied to right-of-way and construction costs in program years 2, 3, 4, and 5.
 No inflation is applied to the Funding From Other Sources (FFOS) or Payments.
 Engineering includes PE costs, CE costs and R/W incidentals.

						STATE FISCAL YEAR PROJECT BUDGETING						
						Prior Prog.	7/2016-6/2017	7/2017-6/2018	7/2018-6/2019	7/2019-6/2020	7/2020-6/2021	
County: Various	Pedestrian improvements and ADA Transition Plan improvements along various routes in the Northeast District.					Engineering:	3	1	42	0	0	0
Route: Various						R/W:	0	0	0	0	0	
Job No.: 2P3061						Construction:	0	0	263	0	0	
Length: 0.00	MPO: N					FFOS:	0	0	0	0	0	
Fund Cat: Taking Care Of System	AC-State: 244		State: 62	Local: 0		Payments:	0	0	0	0	0	
Sec Cat: N- Ada Trans	Awd Date: 2018	Anticipated Fed Cat: S.T.P.										
TIP #:	Future Cost: 0	Estimate Total: 309										
County: Various	Job Order Contracting for guardrail repair at various locations in the Northeast District.					Engineering:	2	11	0	0	0	
Route: Various						R/W:	0	0	0	0	0	
Job No.: 2P3093						Construction:	0	135	0	0	0	
Length: 0.00	MPO: N					FFOS:	0	0	0	0	0	
Fund Cat: Taking Care Of System	AC-State: 117		State: 29	Local: 0		Payments:	0	0	0	0	0	
Sec Cat: Routine Maintenance	Awd Date: Spring 17	Anticipated Fed Cat: S.T.P.										
TIP #:	Future Cost: 0	Estimate Total: 148										
County: Warren	Bridge improvements over Lost Creek 3.2 miles east of Rte. B near McKittrick. Project involves bridge X0214.					Engineering:	10	52	122	0	0	
Route: MO 94						R/W:	0	2	0	0	0	
Job No.: 2S3124						Construction:	0	0	799	0	0	
Length: 0.11	MPO: N					FFOS:	0	0	0	0	0	
Fund Cat: Taking Care Of System	Fed: 780		State: 195	Local: 0		Payments:	0	0	0	0	0	
Sec Cat: Rehab And Reconst	Awd Date: 2018	Anticipated Fed Cat: NHPP										
TIP #:	Future Cost: 0	Estimate Total: 985										
County: Warren	Bridge improvements over Smith Creek 1.7 miles east of Rte. U near Pinckney. Project involves bridge T0038.					Engineering:	0	15	15	124	0	
Route: MO 94						R/W:	0	0	0	0	0	
Job No.: 2S3143						Construction:	0	0	0	668	0	
Length: 0.06	MPO: N					FFOS:	0	0	0	0	0	
Fund Cat: Taking Care Of System	Fed: 657		State: 165	Local: 0		Payments:	0	0	0	0	0	
Sec Cat: Rehab And Reconst	Awd Date: 2019	Anticipated Fed Cat: NHPP										
TIP #:	Future Cost: 0	Estimate Total: 822										

* Subject to the approval of the Transportation Improvement Plan by the governing Metropolitan Planning Organization.



2017-2021 Highway and Bridge Construction Schedule

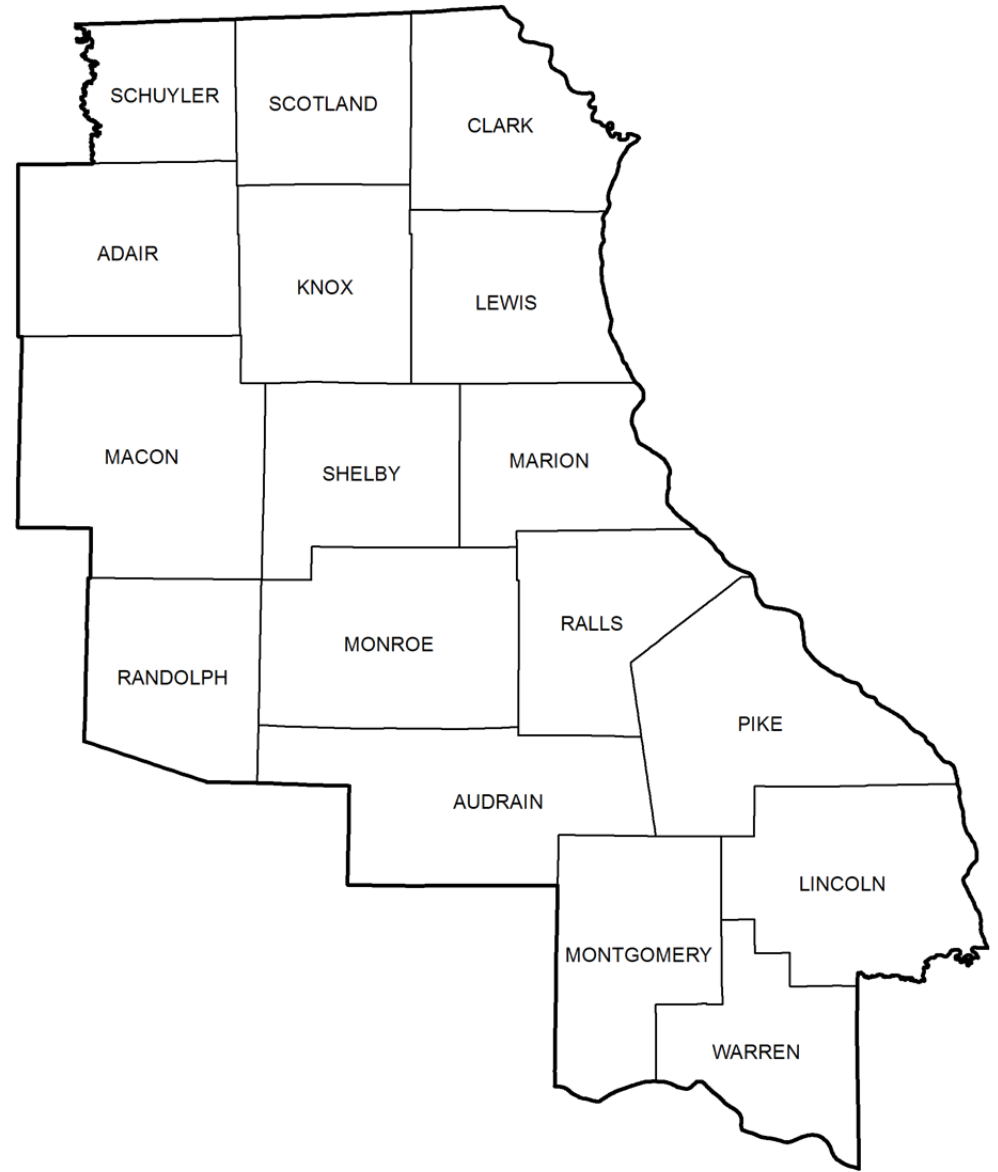
Construction contingency applied to construction cost in the year the project is awarded.
 Three percent project growth factor compounded annually is applied to right-of-way and construction costs in program years 2, 3, 4, and 5.
 No inflation is applied to the Funding From Other Sources (FFOS) or Payments.
 Engineering includes PE costs, CE costs and R/W incidentals.

STATE FISCAL YEAR PROJECT BUDGETING						
	Prior Prog.	7/2016-6/2017	7/2017-6/2018	7/2018-6/2019	7/2019-6/2020	7/2020-6/2021
FFOS:	0	4,470	37,698	1,491	1,511	1,511
Total R/W:	3	4,080	17	0	0	0
Total Construction:	0	41,452	100,444	43,640	18,773	1,701
Paybacks:	0	0	0	0	0	0
Sub-Total:	3	45,532	100,461	43,640	18,773	1,701
Total Engineering:	3,511	5,821	5,855	4,196	1,528	0
Grand Total:	3,514	51,353	106,316	47,836	20,301	1,701

	2017	2018	2019	2020	2021
State	10,001	9,136	9,493	3,491	257
AC-State	5,459	20,213	0	0	0
Local	188	26,000	0	0	0
Sub-total State	15,648	55,349	9,493	3,491	257
Federal					
Sub-total Federal	35,705	50,967	38,343	16,810	1,444
Grand Total	51,353	106,316	47,836	20,301	1,701

Project Count: 94

* Subject to the approval of the Transportation Improvement Plan by the governing Metropolitan Planning Organization.



MoDOT's Northeast District

PAYMENT PROJECTS



2017-2021 Highway and Bridge Construction Schedule

Construction contingency applied to construction cost in the year the project is awarded.
 Three percent project growth factor compounded annually is applied to right-of-way and construction costs in program years 2, 3, 4, and 5.
 No inflation is applied to the Funding From Other Sources (FFOS) or Payments.
 Engineering includes PE costs, CE costs and R/W incidentals.

						STATE FISCAL YEAR PROJECT BUDGETING						
						Prior Prog.	7/2016-6/2017	7/2017-6/2018	7/2018-6/2019	7/2019-6/2020	7/2020-6/2021	
County: Various	On-call work zone enforcement at various locations in the Northeast District.					Engineering:	0	0	0	0	0	0
Route: Various						R/W:	0	0	0	0	0	
Job No.: 2P3145						Construction:	0	0	0	0	0	
Length: 0.00	MPO: N					FFOS:	0	0	0	0	0	
Fund Cat: Safety					Fed: 9 State: 1 Local: 0	Payments:	0	10	0	0	0	
Sec Cat: Safety	Awd Date: N/A	Anticipated Fed Cat: Safety										
TIP #:	Future Cost: 0	Estimate Total: 10										
County: Various	On-call work zone enforcement at various locations in the Northeast District.					Engineering:	0	0	0	0	0	
Route: Various						R/W:	0	0	0	0	0	
Job No.: 2P3158						Construction:	0	0	0	0	0	
Length: 0.00	MPO: N					FFOS:	0	0	0	0	0	
Fund Cat: Safety					Fed: 9 State: 1 Local: 0	Payments:	0	0	10	0	0	
Sec Cat: Safety	Awd Date: N/A	Anticipated Fed Cat: Safety										
TIP #:	Future Cost: 0	Estimate Total: 10										
County: Various	Payback beginning in SFY 2008 for Safe and Sound bridges in the Northeast District.					Engineering:	0	0	0	0	0	
Route: Various						R/W:	96	0	0	0	0	
Job No.: 5B0800Q						Construction:	0	0	0	0	0	
Length: 0.00	MPO: N					FFOS:	96	0	0	0	0	
Fund Cat: Taking Care Of System					Fed: 0 State: 25,665 Local: 0	Payments:	25,928	5,133	5,133	5,133	5,133	
Sec Cat: Rehab And Reconst	Awd Date: N/A	Anticipated Fed Cat: State										
TIP #:	Future Cost: 50,001 - 75,000	Estimate Total: 51,689										

* Subject to the approval of the Transportation Improvement Plan by the governing Metropolitan Planning Organization.



2017-2021 Highway and Bridge Construction Schedule

Construction contingency applied to construction cost in the year the project is awarded.
 Three percent project growth factor compounded annually is applied to right-of-way and construction costs in program years 2, 3, 4, and 5.
 No inflation is applied to the Funding From Other Sources (FFOS) or Payments.
 Engineering includes PE costs, CE costs and R/W incidentals.

STATE FISCAL YEAR PROJECT BUDGETING						
	Prior Prog.	7/2016-6/2017	7/2017-6/2018	7/2018-6/2019	7/2019-6/2020	7/2020-6/2021
FFOS:	96	0	0	0	0	0
Total R/W:	96	0	0	0	0	0
Total Construction:	0	0	0	0	0	0
Paybacks:	25,928	5,143	5,143	5,133	5,133	5,133
Sub-Total:	26,024	5,143	5,143	5,133	5,133	5,133
Total Engineering:	0	0	0	0	0	0
Grand Total:	26,024	5,143	5,143	5,133	5,133	5,133
		2017	2018	2019	2020	2021
State		5,134	5,134	5,133	5,133	5,133
AC-State		0	0	0	0	0
Local		0	0	0	0	0
Sub-total State		5,134	5,134	5,133	5,133	5,133
Federal						
Sub-total Federal		9	9	0	0	0
Grand Total		5,143	5,143	5,133	5,133	5,133

Project Count: 3

* Subject to the approval of the Transportation Improvement Plan by the governing Metropolitan Planning Organization.



2017-2021 Highway and Bridge Construction Schedule

Construction contingency applied to construction cost in the year the project is awarded.
Three percent project growth factor compounded annually is applied to right-of-way and construction costs in program years 2, 3, 4, and 5.

No inflation is applied to the Funding From Other Sources (FFOS) or Payments.

Engineering includes PE costs, CE costs and R/W incidentals.

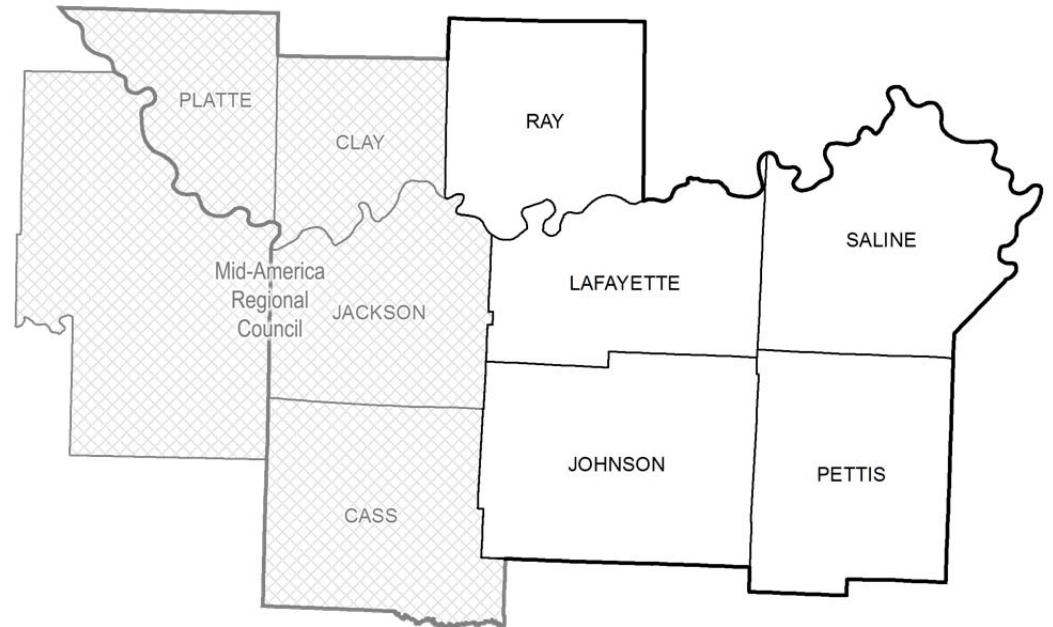
Northeast

Total

STATE FISCAL YEAR PROJECT BUDGETING						
	Prior Prog.	7/2016-6/2017	7/2017-6/2018	7/2018-6/2019	7/2019-6/2020	7/2020-6/2021
FFOS:	96	4,470	37,698	1,491	1,511	1,511
Total R/W:	99	4,080	17	0	0	0
Total Construction:	0	41,452	100,444	43,640	18,773	1,701
Paybacks:	25,928	5,143	5,143	5,133	5,133	5,133
Sub-Total:	26,027	50,675	105,604	48,773	23,906	6,834
Total Engineering:	3,511	5,821	5,855	4,196	1,528	0
Grand Total:	29,538	56,496	111,459	52,969	25,434	6,834
		2017	2018	2019	2020	2021
State	15,135	14,270	14,626	8,624	5,390	
AC-State	5,459	20,213	0	0	0	
Local	188	26,000	0	0	0	
Sub-total State	20,782	60,483	14,626	8,624	5,390	
Federal						
Sub-total Federal	35,714	50,976	38,343	16,810	1,444	
Grand Total	56,496	111,459	52,969	25,434	6,834	

Project Count: 97

* Subject to the approval of the Transportation Improvement Plan by the governing Metropolitan Planning Organization.



MoDOT's Kansas City District

(Note: The following MoDOT projects are located outside the Kansas City Metropolitan Planning area boundary.)



2017-2021 Highway and Bridge Construction Schedule

Construction contingency applied to construction cost in the year the project is awarded.
 Three percent project growth factor compounded annually is applied to right-of-way and construction costs in program years 2, 3, 4, and 5.
 No inflation is applied to the Funding From Other Sources (FFOS) or Payments.
 Engineering includes PE costs, CE costs and R/W incidentals.

						STATE FISCAL YEAR PROJECT BUDGETING						
						Prior Prog.	7/2016-6/2017	7/2017-6/2018	7/2018-6/2019	7/2019-6/2020	7/2020-6/2021	
County:	Johnson	Bridge improvements on Rte. 23 over Big Walnut Creek, Rte. 131 over Blackwater River and Pin Oak Creek, and Rte. OO over Walnut Creek. Project involves bridges A1983, A1788, A1789, and N0866.				Engineering:	29	262	0	0	0	0
Route:	MO 23					R/W:	0	1	0	0	0	0
Job No.:	3P3037D					Construction:	0	1,026	0	0	0	0
Length:	0.20	MPO:	N			FFOS:	0	0	0	0	0	0
Fund Cat:	Taking Care Of System	Fed:	1,032	State:	257	Local:	0					
Sec Cat:	Rehab And Reconst	Awd Date:	Fall 16	Anticipated Fed Cat:	NHPP							
TIP #:		Future Cost:	0	Estimate Total:	1,318							
County:	Johnson	Pavement improvements from Warrensburg to Pettis County line (Rte. 13 to FF). \$4,000,000 District Operations Budget.				Engineering:	180	448	0	0	0	0
Route:	US 50					R/W:	0	0	0	0	0	0
Job No.:	3P3053					Construction:	0	5,379	0	0	0	0
Length:	11.32	MPO:	N			FFOS:	0	4,000	0	0	0	0
Fund Cat:	Taking Care Of System	Fed:	4,661	State:	1,166	Local:	0					
Sec Cat:	Rehab And Reconst	Awd Date:	Fall 16	Anticipated Fed Cat:	NHPP							
TIP #:		Future Cost:	0	Estimate Total:	6,007							
County:	Johnson	Pavement improvements from County Road 1501 to east of Pride Avenue in Warrensburg.				Engineering:	0	2	2	96	639	0
Route:	US 50					R/W:	0	0	0	0	0	0
Job No.:	3P3064					Construction:	0	0	0	0	7,785	0
Length:	20.94	MPO:	N			FFOS:	0	0	0	0	0	0
Fund Cat:	Flexible & Other	Fed:	6,820	State:	1,704	Local:	0					
Sec Cat:	Preventive Maint	Awd Date:	2020	Anticipated Fed Cat:	NHPP							
TIP #:		Future Cost:	0	Estimate Total:	8,524							
County:	Johnson	Bridge improvements over Briar Creek 2 miles south of Rte. 50. Project involves bridge K0384.				Engineering:	21	186	0	0	0	0
Route:	MO 58					R/W:	0	5	0	0	0	0
Job No.:	4P1431					Construction:	0	755	0	0	0	0
Length:	0.07	MPO:	N			FFOS:	0	0	0	0	0	0
Fund Cat:	Taking Care Of System	Fed:	757	State:	189	Local:	0					
Sec Cat:	Rehab And Reconst	Awd Date:	Spring 17	Anticipated Fed Cat:	NHPP							
TIP #:		Future Cost:	0	Estimate Total:	967							
County:	Johnson	Pavement improvements on Rte. AA from Rte. 50 to Rte. 58 and on Rte. VV from County Road 871 to Rte. 58.				Engineering:	0	564	0	0	0	0
Route:	RT AA					R/W:	0	0	0	0	0	0
Job No.:	3S3070					Construction:	0	2,739	0	0	0	0
Length:	13.69	MPO:	N			FFOS:	0	0	0	0	0	0
Fund Cat:	Taking Care Of System	AC-State:	2,642	State:	661	Local:	0					
Sec Cat:	Low Type Resurfacing	Awd Date:	Spring 17	Anticipated Fed Cat:	S.T.P.							
TIP #:		Future Cost:	0	Estimate Total:	3,303							

* Subject to the approval of the Transportation Improvement Plan by the governing Metropolitan Planning Organization.



2017-2021 Highway and Bridge Construction Schedule

Construction contingency applied to construction cost in the year the project is awarded.
 Three percent project growth factor compounded annually is applied to right-of-way and construction costs in program years 2, 3, 4, and 5.
 No inflation is applied to the Funding From Other Sources (FFOS) or Payments.
 Engineering includes PE costs, CE costs and R/W incidentals.

						STATE FISCAL YEAR PROJECT BUDGETING						
						Prior Prog.	7/2016-6/2017	7/2017-6/2018	7/2018-6/2019	7/2019-6/2020	7/2020-6/2021	
County: Johnson	Bridge improvements over Bear Creek. Project involves bridge A0748.					Engineering:	0	211	67	0	0	0
Route: RT DD						R/W:	0	10	0	0	0	0
Job No.: 3S3084						Construction:	0	0	592	0	0	0
Length: 0.20	MPO: N					FFOS:	0	0	0	0	0	0
Fund Cat: Taking Care Of System			Fed: 705	State: 175	Local: 0	Payments:	0	0	0	0	0	0
Sec Cat: Rehab And Reconst	Awd Date: Fall 17	Anticipated Fed Cat: NHPP										
TIP #:	Future Cost: 0	Estimate Total: 880										
County: Johnson	Payment to Johnson County for construction of a shared use pedestrian facility along Rte. DD from Pembroke Drive to SE 591 Road. \$285,563 Cost Share and \$311,121 District Transportation Enhancement funds. To be let by Johnson County as STP-6300 (406).					Engineering:	4	7	0	0	0	0
Route: RT DD						R/W:	0	0	0	0	0	0
Job No.: 4S3102Z						Construction:	0	694	0	0	0	0
Length: 3.58	MPO: N					FFOS:	0	597	0	0	0	0
Fund Cat: Flexible & Other			Fed: 561	State: 140	Local: 0	Payments:	0	0	0	0	0	0
Sec Cat: Enhancements	Awd Date: N/A	Anticipated Fed Cat: S.T.P.										
TIP #:	Future Cost: 0	Estimate Total: 705										
County: Johnson	Pavement improvements on Rte. OO from Rte. M to Rte. 13 and on Rte. M from Rte. OO to Rte. 50.					Engineering:	0	20	180	0	0	0
Route: RT OO						R/W:	0	0	0	0	0	0
Job No.: 3S3071						Construction:	0	0	1,701	0	0	0
Length: 19.52	MPO: N					FFOS:	0	0	0	0	0	0
Fund Cat: Taking Care Of System			AC-State: 1,521	State: 380	Local: 0	Payments:	0	0	0	0	0	0
Sec Cat: Low Type Resurfacing	Awd Date: 2018	Anticipated Fed Cat: S.T.P.										
TIP #:	Future Cost: 0	Estimate Total: 1,901										
County: Lafayette	Bridge improvements over Sni-A-Bar Creek. Project involves bridge A0917.					Engineering:	23	69	0	0	0	0
Route: MO 131						R/W:	0	0	0	0	0	0
Job No.: 3S3052						Construction:	0	690	0	0	0	0
Length: 0.20	MPO: N					FFOS:	0	0	0	0	0	0
Fund Cat: Taking Care Of System			Fed: 608	State: 151	Local: 0	Payments:	0	0	0	0	0	0
Sec Cat: Rehab And Reconst	Awd Date: Spring 17	Anticipated Fed Cat: S.T.P.										
TIP #:	Future Cost: 0	Estimate Total: 782										
County: Lafayette	Repair slide from Broadway to Highland Avenue in Lexington.					Engineering:	60	78	0	0	0	0
Route: MO 224						R/W:	10	0	0	0	0	0
Job No.: 3S3054						Construction:	0	410	0	0	0	0
Length: 0.69	MPO: N					FFOS:	0	0	0	0	0	0
Fund Cat: Taking Care Of System			Fed: 390	State: 98	Local: 0	Payments:	0	0	0	0	0	0
Sec Cat: Systems Operations	Awd Date: Summer 16	Anticipated Fed Cat: S.T.P.										
TIP #:	Future Cost: 0	Estimate Total: 558										

* Subject to the approval of the Transportation Improvement Plan by the governing Metropolitan Planning Organization.



2017-2021 Highway and Bridge Construction Schedule

Construction contingency applied to construction cost in the year the project is awarded.
 Three percent project growth factor compounded annually is applied to right-of-way and construction costs in program years 2, 3, 4, and 5.
 No inflation is applied to the Funding From Other Sources (FFOS) or Payments.
 Engineering includes PE costs, CE costs and R/W incidentals.

						STATE FISCAL YEAR PROJECT BUDGETING						
						Prior Prog.	7/2016-6/2017	7/2017-6/2018	7/2018-6/2019	7/2019-6/2020	7/2020-6/2021	
County: Lafayette	Intersection improvements at Rte. 131 south of Wellington. \$453,000 Open Container funds.					Engineering:	0	32	87	0	0	0
Route: US 24						R/W:	0	4	0	0	0	0
Job No.: 3P3057						Construction:	0	0	758	0	0	0
Length: 0.40	MPO: N					FFOS:	0	0	453	0	0	0
Fund Cat: Safety					Fed: 793 State: 88 Local: 0	Payments:	0	0	0	0	0	0
Sec Cat: Safety	Awd Date: 2018	Anticipated Fed Cat: Safety										
TIP #:	Future Cost: 0	Estimate Total: 881										
County: Lafayette	Job Order Contracting for asphalt pavement repair in Lafayette and Saline Counties.					Engineering:	0	18	0	0	0	0
Route: IS 70						R/W:	0	0	0	0	0	0
Job No.: 0I3003H						Construction:	0	250	0	0	0	0
Length: 57.53	MPO: N					FFOS:	0	0	0	0	0	0
Fund Cat: Statewide Interstate And Major Bridge					AC-State: 241 State: 27 Local: 0	Payments:	0	0	0	0	0	0
Sec Cat: Preventive Maint	Awd Date: Spring 17	Anticipated Fed Cat: NHPP										
TIP #:	Future Cost: 0	Estimate Total: 268										
County: Lafayette	Bridge improvements at Rte. E. Project involves bridge A0077.					Engineering:	25	270	716	0	0	0
Route: IS 70						R/W:	0	0	21	0	0	0
Job No.: 3I3010						Construction:	0	0	3,785	0	0	0
Length: 0.02	MPO: N					FFOS:	0	0	0	0	0	0
Fund Cat: Taking Care Of System					Fed: 4,312 State: 480 Local: 0	Payments:	0	0	0	0	0	0
Sec Cat: Rehab And Reconst	Awd Date: 2018	Anticipated Fed Cat: NHPP										
TIP #:	Future Cost: 0	Estimate Total: 4,817										
County: Lafayette	Pavement improvements from east of the Jackson County line to east of Johnson Drive near Odessa. \$321,000 Open Container funds.					Engineering:	2	452	0	0	0	0
Route: IS 70						R/W:	0	0	0	0	0	0
Job No.: 3I3042						Construction:	0	4,879	0	0	0	0
Length: 9.39	MPO: N					FFOS:	0	321	0	0	0	0
Fund Cat: Statewide Interstate And Major Bridge					AC-State: 4,797 State: 534 Local: 0	Payments:	0	0	0	0	0	0
Sec Cat: Preventive Maint	Awd Date: Fall 16	Anticipated Fed Cat: NHPP										
TIP #:	Future Cost: 0	Estimate Total: 5,333										
County: Lafayette	Pavement improvements from Johnson Drive in Odessa to Rte. 13 in Higginsville.					Engineering:	5	5	65	368	0	0
Route: IS 70						R/W:	0	0	0	0	0	0
Job No.: 3I3047						Construction:	0	0	0	4,524	0	0
Length: 11.14	MPO: N					FFOS:	0	0	0	0	0	0
Fund Cat: Taking Care Of System					Fed: 3,969 State: 993 Local: 0	Payments:	0	0	0	0	0	0
Sec Cat: Preventive Maint	Awd Date: 2019	Anticipated Fed Cat: NHPP										
TIP #:	Future Cost: 0	Estimate Total: 4,967										

* Subject to the approval of the Transportation Improvement Plan by the governing Metropolitan Planning Organization.



2017-2021 Highway and Bridge Construction Schedule

Construction contingency applied to construction cost in the year the project is awarded.
 Three percent project growth factor compounded annually is applied to right-of-way and construction costs in program years 2, 3, 4, and 5.
 No inflation is applied to the Funding From Other Sources (FFOS) or Payments.
 Engineering includes PE costs, CE costs and R/W incidentals.

						STATE FISCAL YEAR PROJECT BUDGETING						
						Prior Prog.	7/2016-6/2017	7/2017-6/2018	7/2018-6/2019	7/2019-6/2020	7/2020-6/2021	
County: Lafayette	Bridge improvements over I-70. Project involves bridge A0075.					Engineering:	0	20	52	0	0	0
Route: RT WW						R/W:	0	0	0	0	0	0
Job No.: 3S3058						Construction:	0	0	568	0	0	0
Length: 0.04	MPO: N					FFOS:	0	0	0	0	0	0
Fund Cat: Taking Care Of System					Fed: 511	State: 129	Local: 0					
Sec Cat: Rehab And Reconst	Awd Date: 2018	Anticipated Fed Cat: S.T.P.					Payments:	0	0	0	0	0
TIP #:	Future Cost: 0	Estimate Total: 640										
County: Pettis	Signal improvements from Winchester Road to Engineer Avenue in Sedalia. \$100,000					Engineering:	10	13	0	0	0	0
Route: US 50	Open Container funds.					R/W:	0	0	0	0	0	0
Job No.: 3P3056						Construction:	0	100	0	0	0	0
Length: 0.00	MPO: N					FFOS:	0	100	0	0	0	0
Fund Cat: Taking Care Of System					AC-State: 91	State: 22	Local: 0					
Sec Cat: Systems Operations	Awd Date: Summer 16	Anticipated Fed Cat: NHPP					Payments:	0	0	0	0	0
TIP #:	Future Cost: 0	Estimate Total: 123										
County: Pettis	Pavement improvements from Rte. FF/Johnson County line to Rte. MM. \$2,750,000					Engineering:	0	429	0	0	0	0
Route: US 50	District Operations Budget.					R/W:	0	0	0	0	0	0
Job No.: 3P3059						Construction:	0	4,887	0	0	0	0
Length: 0.00	MPO: N					FFOS:	0	2,750	0	0	0	0
Fund Cat: Taking Care Of System					AC-State: 4,253	State: 1,063	Local: 0					
Sec Cat: Preventive Maint	Awd Date: Fall 16	Anticipated Fed Cat: NHPP					Payments:	0	0	0	0	0
TIP #:	Future Cost: 0	Estimate Total: 5,316										
County: Pettis	Bridge improvements over Muddy Creek. Project involves bridge A0809.					Engineering:	37	116	0	0	0	0
Route: US 65						R/W:	0	0	0	0	0	0
Job No.: 3P3030						Construction:	0	891	0	0	0	0
Length: 0.09	MPO: N					FFOS:	0	0	0	0	0	0
Fund Cat: Taking Care Of System					Fed: 806	State: 201	Local: 0					
Sec Cat: Rehab And Reconst	Awd Date: Spring 17	Anticipated Fed Cat: NHPP					Payments:	0	0	0	0	0
TIP #:	Future Cost: 0	Estimate Total: 1,044										
County: Pettis	Pavement improvements from Rte. B to the Benton County line.					Engineering:	0	7	21	386	0	0
Route: US 65						R/W:	0	0	0	0	0	0
Job No.: 3P3062						Construction:	0	0	0	5,652	0	0
Length: 10.45	MPO: N					FFOS:	0	0	0	0	0	0
Fund Cat: Flexible & Other					Fed: 4,854	State: 1,212	Local: 0					
Sec Cat: Preventive Maint	Awd Date: 2019	Anticipated Fed Cat: NHPP					Payments:	0	0	0	0	0
TIP #:	Future Cost: 0	Estimate Total: 6,066										

* Subject to the approval of the Transportation Improvement Plan by the governing Metropolitan Planning Organization.



2017-2021 Highway and Bridge Construction Schedule

Construction contingency applied to construction cost in the year the project is awarded.
 Three percent project growth factor compounded annually is applied to right-of-way and construction costs in program years 2, 3, 4, and 5.
 No inflation is applied to the Funding From Other Sources (FFOS) or Payments.
 Engineering includes PE costs, CE costs and R/W incidentals.

						STATE FISCAL YEAR PROJECT BUDGETING						
						Prior Prog.	7/2016-6/2017	7/2017-6/2018	7/2018-6/2019	7/2019-6/2020	7/2020-6/2021	
County:	Pettis	Bridge improvements over Muddy Creek. Project involves bridge N0958.				Engineering:	0	20	60	0	0	0
Route:	RT EE					R/W:	0	0	0	0	0	
Job No.:	3S3060					Construction:	0	0	632	0	0	
Length:	0.07	MPO:	N		FFOS:	0	0	0	0	0		
Fund Cat:	Taking Care Of System	Fed:	570	State:	142	Local:	0					
Sec Cat:	Rehab And Reconst	Awd Date:	2018	Anticipated Fed Cat:	S.T.P.		Payments:	0	0	0	0	
TIP #:		Future Cost:	0	Estimate Total:	712							
County:	Pettis	Bridge improvements over Flat Creek. Project involves bridge X0222.				Engineering:	84	230	0	0	0	
Route:	RT M					R/W:	0	10	0	0	0	
Job No.:	3S3050					Construction:	0	914	0	0	0	
Length:	0.12	MPO:	N		FFOS:	0	0	0	0	0		
Fund Cat:	Taking Care Of System	AC-State:	923	State:	231	Local:	0					
Sec Cat:	Rehab And Reconst	Awd Date:	Spring 17	Anticipated Fed Cat:	S.T.P.		Payments:	0	0	0	0	
TIP #:		Future Cost:	0	Estimate Total:	1,238							
County:	Pettis	Bridge improvements over Breakfast Creek and Walnut Creek. Project involves bridges X0221 and X0223.				Engineering:	20	56	0	0	0	
Route:	RT M					R/W:	0	0	0	0	0	
Job No.:	3S3051					Construction:	0	534	0	0	0	
Length:	0.19	MPO:	N		FFOS:	0	0	0	0	0		
Fund Cat:	Taking Care Of System	AC-State:	472	State:	118	Local:	0					
Sec Cat:	Rehab And Reconst	Awd Date:	Spring 17	Anticipated Fed Cat:	S.T.P.		Payments:	0	0	0	0	
TIP #:		Future Cost:	0	Estimate Total:	610							
County:	Ray	Repair slide between Park Avenue and Frazier Street in Camden. Project involves bridge A8500.				Engineering:	201	194	0	0	0	
Route:	RT T					R/W:	1	0	0	0	0	
Job No.:	3S3055					Construction:	0	2,159	0	0	0	
Length:	0.25	MPO:	N		FFOS:	0	0	0	0	0		
Fund Cat:	Taking Care Of System	Fed:	1,882	State:	471	Local:	0					
Sec Cat:	Systems Operations	Awd Date:	Summer 16	Anticipated Fed Cat:	S.T.P.		Payments:	0	0	0	0	
TIP #:		Future Cost:	0	Estimate Total:	2,555							
County:	Ray	Bridge improvements over Crooked River. Project involves bridge N0840.				Engineering:	0	30	39	80	0	
Route:	RT V					R/W:	0	0	0	0	0	
Job No.:	3S3063					Construction:	0	0	0	623	0	
Length:	0.02	MPO:	N		FFOS:	0	0	0	0	0		
Fund Cat:	Taking Care Of System	Fed:	617	State:	155	Local:	0					
Sec Cat:	Rehab And Reconst	Awd Date:	2019	Anticipated Fed Cat:	S.T.P.		Payments:	0	0	0	0	
TIP #:		Future Cost:	0	Estimate Total:	772							

* Subject to the approval of the Transportation Improvement Plan by the governing Metropolitan Planning Organization.



2017-2021 Highway and Bridge Construction Schedule

Construction contingency applied to construction cost in the year the project is awarded.
 Three percent project growth factor compounded annually is applied to right-of-way and construction costs in program years 2, 3, 4, and 5.
 No inflation is applied to the Funding From Other Sources (FFOS) or Payments.
 Engineering includes PE costs, CE costs and R/W incidentals.

						STATE FISCAL YEAR PROJECT BUDGETING						
						Prior Prog.	7/2016-6/2017	7/2017-6/2018	7/2018-6/2019	7/2019-6/2020	7/2020-6/2021	
County:	Saline	Intersection improvements at Fairground Rd. in Marshall. \$123,216 STP-Urban, and \$30,804 city of Marshall.				Engineering:	60	30	0	0	0	0
Route:	US 65					R/W:	0	0	0	0	0	0
Job No.:	3P3049					Construction:	0	154	0	0	0	0
Length:	0.20	MPO:	N			FFOS:	0	154	0	0	0	0
Fund Cat:	Taking Care Of System	Fed:	147	State:	6	Local:	31					
Sec Cat:	Systems Operations	Awd Date:	Summer 16	Anticipated Fed Cat:	NHPP							
TIP #:		Future Cost:	0	Estimate Total:	244		Payments:	0	0	0	0	0
County:	Saline	Pavement improvements from west of Bus. 65 to Pettis County line.				Engineering:	0	95	423	0	0	0
Route:	US 65					R/W:	0	0	0	0	0	0
Job No.:	3P3061					Construction:	0	0	5,151	0	0	0
Length:	0.00	MPO:	N			FFOS:	0	0	0	0	0	0
Fund Cat:	Flexible & Other	AC-State:	4,535	State:	1,134	Local:	0					
Sec Cat:	Preventive Maint	Awd Date:	2018	Anticipated Fed Cat:	NHPP							
TIP #:		Future Cost:	0	Estimate Total:	5,669		Payments:	0	0	0	0	0
County:	Saline	Bridge improvements over Davis Creek. Project involves bridges G0517 and A0213.				Engineering:	62	784	0	0	0	0
Route:	IS 70					R/W:	0	0	0	0	0	0
Job No.:	3I3008					Construction:	0	5,916	0	0	0	0
Length:	0.11	MPO:	N			FFOS:	0	0	0	0	0	0
Fund Cat:	Statewide Interstate And Major Bridge	AC-State:	6,029	State:	671	Local:	0					
Sec Cat:	Preventive Maint	Awd Date:	Fall 16	Anticipated Fed Cat:	NHPP							
TIP #:		Future Cost:	0	Estimate Total:	6,762		Payments:	0	0	0	0	0
County:	Saline	Bridge improvements at Rte. 65. Project involves twin bridges A0203.				Engineering:	22	86	247	0	0	0
Route:	IS 70					R/W:	0	0	0	0	0	0
Job No.:	3I3009					Construction:	0	0	2,564	0	0	0
Length:	0.64	MPO:	N			FFOS:	0	0	0	0	0	0
Fund Cat:	Statewide Interstate And Major Bridge	Fed:	2,607	State:	290	Local:	0					
Sec Cat:	Preventive Maint	Awd Date:	2018	Anticipated Fed Cat:	NHPP Federal Oversight							
TIP #:		Future Cost:	0	Estimate Total:	2,919		Payments:	0	0	0	0	0
County:	Saline	Bridge improvements over Salt Fork Creek. Project involves bridge A2466.				Engineering:	0	15	48	0	0	0
Route:	RT BB					R/W:	0	0	0	0	0	0
Job No.:	3S3068					Construction:	0	0	501	0	0	0
Length:	0.12	MPO:	N			FFOS:	0	0	0	0	0	0
Fund Cat:	Taking Care Of System	Fed:	451	State:	113	Local:	0					
Sec Cat:	Rehab And Reconst	Awd Date:	2018	Anticipated Fed Cat:	S.T.P.							
TIP #:		Future Cost:	0	Estimate Total:	564		Payments:	0	0	0	0	0

* Subject to the approval of the Transportation Improvement Plan by the governing Metropolitan Planning Organization.



2017-2021 Highway and Bridge Construction Schedule

Construction contingency applied to construction cost in the year the project is awarded.
 Three percent project growth factor compounded annually is applied to right-of-way and construction costs in program years 2, 3, 4, and 5.
 No inflation is applied to the Funding From Other Sources (FFOS) or Payments.
 Engineering includes PE costs, CE costs and R/W incidentals.

						STATE FISCAL YEAR PROJECT BUDGETING						
						Prior Prog.	7/2016-6/2017	7/2017-6/2018	7/2018-6/2019	7/2019-6/2020	7/2020-6/2021	
County: Saline	Bridge improvements over Salt Fork Creek. Project involves bridge R0543.					Engineering:	0	119	0	0	0	0
Route: RT H						R/W:	0	0	0	0	0	
Job No.: 3S3067						Construction:	0	913	0	0	0	
Length: 0.09	MPO: N					FFOS:	0	0	0	0	0	
Fund Cat: Taking Care Of System	Fed: 825	State: 207	Local: 0			Payments:	0	0	0	0	0	
Sec Cat: Rehab And Reconst	Awd Date: Winter 17	Anticipated Fed Cat: NHPP										
TIP #:	Future Cost: 0	Estimate Total: 1,032										
County: Various	Safety projects at various locations in the rural Kansas City District. \$458,000 Open Container funds.					Engineering:	0	0	0	0	0	
Route: Various						R/W:	0	0	0	0	0	
Job No.: 0P3019D						Construction:	0	0	0	486	0	
Length: 0.00	MPO: N					FFOS:	0	0	0	458	0	
Fund Cat: Safety	Fed: 437	State: 49	Local: 0			Payments:	0	0	0	0	0	
Sec Cat: Safety	Awd Date: 2019	Anticipated Fed Cat: Safety										
TIP #:	Future Cost: 0	Estimate Total: 486										
County: Various	Safety projects at various locations in the rural Kansas City District. \$458,000 Open Container funds.					Engineering:	0	0	0	0	0	
Route: Various						R/W:	0	0	0	0	0	
Job No.: 0P3020D						Construction:	0	0	0	0	500	
Length: 0.00	MPO: N					FFOS:	0	0	0	0	458	
Fund Cat: Safety	Fed: 450	State: 50	Local: 0			Payments:	0	0	0	0	0	
Sec Cat: Safety	Awd Date: 2020	Anticipated Fed Cat: Safety										
TIP #:	Future Cost: 0	Estimate Total: 500										
County: Various	Safety projects at various locations in the rural Kansas City District. \$458,000 Open Container funds.					Engineering:	0	0	0	0	0	
Route: Various						R/W:	0	0	0	0	0	
Job No.: 0P3021D						Construction:	0	0	0	0	515	
Length: 0.00	MPO: N					FFOS:	0	0	0	0	458	
Fund Cat: Safety	Fed: 463	State: 52	Local: 0			Payments:	0	0	0	0	0	
Sec Cat: Safety	Awd Date: 2021	Anticipated Fed Cat: Safety										
TIP #:	Future Cost: 0	Estimate Total: 515										
County: Various	ADA Transition Plan improvements at various locations in the rural Kansas City District. \$342,000 from Statewide Transportation Alternatives funds.					Engineering:	0	0	0	0	0	
Route: Various						R/W:	0	0	0	0	0	
Job No.: 0S3017D						Construction:	0	342	0	0	0	
Length: 0.00	MPO: N					FFOS:	0	342	0	0	0	
Fund Cat: Taking Care Of System	Fed: 274	State: 68	Local: 0			Payments:	0	0	0	0	0	
Sec Cat: N- Ada Trans	Awd Date: 2017	Anticipated Fed Cat: S.T.P.										
TIP #:	Future Cost: 0	Estimate Total: 342										

* Subject to the approval of the Transportation Improvement Plan by the governing Metropolitan Planning Organization.



2017-2021 Highway and Bridge Construction Schedule

Construction contingency applied to construction cost in the year the project is awarded.

Three percent project growth factor compounded annually is applied to right-of-way and construction costs in program years 2, 3, 4, and 5.

No inflation is applied to the Funding From Other Sources (FFOS) or Payments.

Engineering includes PE costs, CE costs and R/W incidentals.

						STATE FISCAL YEAR PROJECT BUDGETING						
						Prior Prog.	7/2016-6/2017	7/2017-6/2018	7/2018-6/2019	7/2019-6/2020	7/2020-6/2021	
County:	Various	ADA Transition Plan improvements at various locations in the rural Kansas City District.				Engineering:	0	0	0	0	0	0
Route:	Various	\$350,000 from Statewide Transportation Alternatives funds.				R/W:	0	0	0	0	0	0
Job No.:	0S3018D					Construction:	0	0	361	0	0	0
Length:	0.00	MPO:	N			FFOS:	0	0	350	0	0	0
Fund Cat:	Taking Care Of System	Fed:	289	State:	72	Local:	0					
Sec Cat:	N- Ada Trans	Awd Date:	2018	Anticipated Fed Cat:	S.T.P.		Payments:	0	0	0	0	0
TIP #:		Future Cost:	0	Estimate Total:	361							
County:	Various	ADA Transition Plan improvements at various locations in the rural Kansas City District.				Engineering:	0	0	0	0	0	0
Route:	Various	\$355,000 from Statewide Transportation Alternatives funds.				R/W:	0	0	0	0	0	0
Job No.:	0S3019D					Construction:	0	0	0	377	0	0
Length:	0.00	MPO:	N			FFOS:	0	0	0	355	0	0
Fund Cat:	Taking Care Of System	Fed:	302	State:	75	Local:	0					
Sec Cat:	N- Ada Trans	Awd Date:	2019	Anticipated Fed Cat:	S.T.P.		Payments:	0	0	0	0	0
TIP #:		Future Cost:	0	Estimate Total:	377							
County:	Various	ADA Transition Plan improvements at various locations in the rural Kansas City District.				Engineering:	0	0	0	0	0	0
Route:	Various	\$364,000 from Statewide Transportation Alternatives funds.				R/W:	0	0	0	0	0	0
Job No.:	0S3020D					Construction:	0	0	0	0	398	0
Length:	0.00	MPO:	N			FFOS:	0	0	0	0	364	0
Fund Cat:	Taking Care Of System	Fed:	318	State:	80	Local:	0					
Sec Cat:	N- Ada Trans	Awd Date:	2020	Anticipated Fed Cat:	S.T.P.		Payments:	0	0	0	0	0
TIP #:		Future Cost:	0	Estimate Total:	398							
County:	Various	ADA Transition Plan improvements at various locations in the rural Kansas City District.				Engineering:	0	0	0	0	0	0
Route:	Various	\$364,000 from Statewide Transportation Alternatives funds.				R/W:	0	0	0	0	0	0
Job No.:	0S3021D					Construction:	0	0	0	0	0	410
Length:	0.00	MPO:	N			FFOS:	0	0	0	0	0	364
Fund Cat:	Taking Care Of System	Fed:	328	State:	82	Local:	0					
Sec Cat:	N- Ada Trans	Awd Date:	2021	Anticipated Fed Cat:	S.T.P.		Payments:	0	0	0	0	0
TIP #:		Future Cost:	0	Estimate Total:	410							
County:	Various	Job Order Contracting for guard cable and guardrail repair at various locations in the rural Kansas City District.				Engineering:	2	53	0	0	0	0
Route:	Various					R/W:	0	0	0	0	0	0
Job No.:	3I3004					Construction:	0	598	0	0	0	0
Length:	0.00	MPO:	N			FFOS:	0	0	0	0	0	0
Fund Cat:	Taking Care Of System	AC-State:	521	State:	130	Local:	0					
Sec Cat:	Routine Maintenance	Awd Date:	Spring 17	Anticipated Fed Cat:	S.T.P.		Payments:	0	0	0	0	0
TIP #:		Future Cost:	0	Estimate Total:	653							

* Subject to the approval of the Transportation Improvement Plan by the governing Metropolitan Planning Organization.



2017-2021 Highway and Bridge Construction Schedule

Construction contingency applied to construction cost in the year the project is awarded.
 Three percent project growth factor compounded annually is applied to right-of-way and construction costs in program years 2, 3, 4, and 5.
 No inflation is applied to the Funding From Other Sources (FFOS) or Payments.
 Engineering includes PE costs, CE costs and R/W incidentals.

						STATE FISCAL YEAR PROJECT BUDGETING						
						Prior Prog.	7/2016-6/2017	7/2017-6/2018	7/2018-6/2019	7/2019-6/2020	7/2020-6/2021	
County: Various	Route: Various	Job No.: 313021	Job Order Contracting for guard cable and guardrail repair at various locations in the rural Kansas City District.			Engineering:	2	2	53	0	0	0
Length: 0.00	MPO: N				R/W:	0	0	0	0	0	0	
Fund Cat: Taking Care Of System	AC-State: 561	State: 140	Local: 0		Construction:	0	0	646	0	0	0	
Sec Cat: Routine Maintenance	Awd Date: 2018	Anticipated Fed Cat: S.T.P.			FFOS:	0	0	0	0	0	0	
TIP #: Future Cost: 0	Estimate Total: 703				Payments:	0	0	0	0	0	0	
County: Various	Route: Various	Job No.: 313065	Job Order Contracting for guard cable and guardrail repair at various locations in the rural Kansas City District.			Engineering:	0	0	6	52	0	0
Length: 0.00	MPO: N				R/W:	0	0	0	0	0	0	
Fund Cat: Taking Care Of System	Fed: 606	State: 151	Local: 0		Construction:	0	0	0	699	0	0	
Sec Cat: Routine Maintenance	Awd Date: 2019	Anticipated Fed Cat: S.T.P.			FFOS:	0	0	0	0	0	0	
TIP #: Future Cost: 0	Estimate Total: 757				Payments:	0	0	0	0	0	0	
County: Various	Route: Various	Job No.: 313066	Job Order Contracting for guard cable and guardrail repair at various locations in the rural Kansas City District.			Engineering:	0	0	0	6	54	0
Length: 0.00	MPO: N				R/W:	0	0	0	0	0	0	
Fund Cat: Taking Care Of System	Fed: 654	State: 162	Local: 0		Construction:	0	0	0	0	756	0	
Sec Cat: Routine Maintenance	Awd Date: 2020	Anticipated Fed Cat: S.T.P.			FFOS:	0	0	0	0	0	0	
TIP #: Future Cost: 0	Estimate Total: 816				Payments:	0	0	0	0	0	0	
County: Various	Route: Various	Job No.: 313072	Job Order Contracting for guard cable and guardrail repair at various locations in the rural Kansas City District.			Engineering:	0	0	0	0	7	57
Length: 0.00	MPO: N				R/W:	0	0	0	0	0	0	
Fund Cat: Taking Care Of System	Fed: 706	State: 175	Local: 0		Construction:	0	0	0	0	0	817	
Sec Cat: Routine Maintenance	Awd Date: 2021	Anticipated Fed Cat: S.T.P.			FFOS:	0	0	0	0	0	0	
TIP #: Future Cost: 0	Estimate Total: 881				Payments:	0	0	0	0	0	0	
County: Various	Route: Various	Job No.: 353079	Chevron sign installations at various locations in the rural Kansas City District.			Engineering:	0	23	0	0	0	0
Length: 0.00	MPO: N				R/W:	0	0	0	0	0	0	
Fund Cat: Safety	Fed: 156	State: 17	Local: 0		Construction:	0	150	0	0	0	0	
Sec Cat: Safety	Awd Date: Spring 17	Anticipated Fed Cat: Safety			FFOS:	0	0	0	0	0	0	
TIP #: Future Cost: 0	Estimate Total: 173				Payments:	0	0	0	0	0	0	

* Subject to the approval of the Transportation Improvement Plan by the governing Metropolitan Planning Organization.



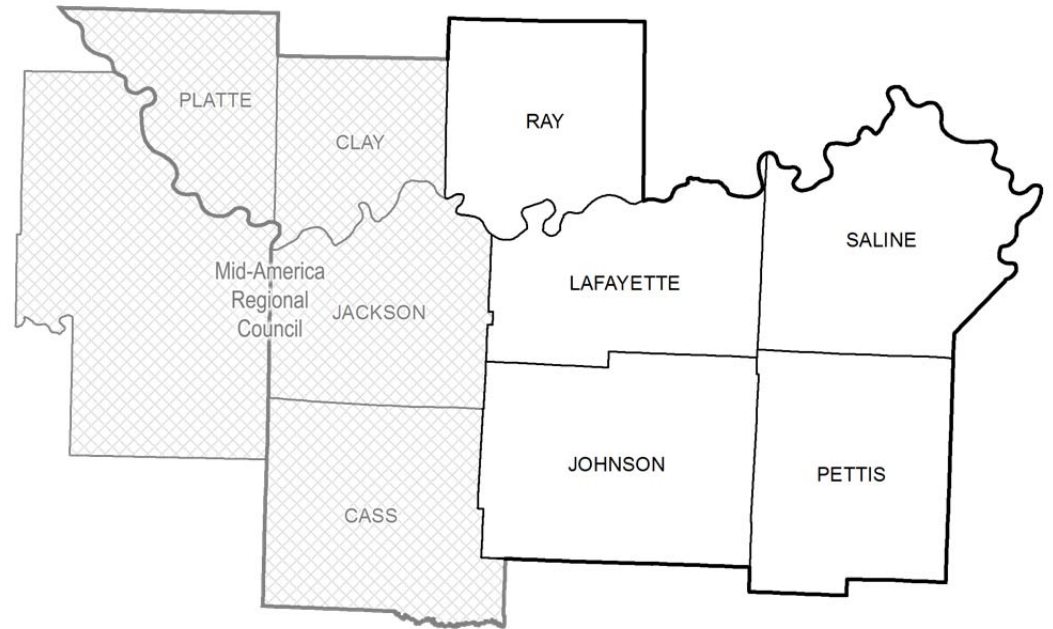
2017-2021 Highway and Bridge Construction Schedule

Construction contingency applied to construction cost in the year the project is awarded.
 Three percent project growth factor compounded annually is applied to right-of-way and construction costs in program years 2, 3, 4, and 5.
 No inflation is applied to the Funding From Other Sources (FFOS) or Payments.
 Engineering includes PE costs, CE costs and R/W incidentals.

STATE FISCAL YEAR PROJECT BUDGETING						
	Prior Prog.	7/2016-6/2017	7/2017-6/2018	7/2018-6/2019	7/2019-6/2020	7/2020-6/2021
FFOS:	0	8,264	803	813	822	822
Total R/W:	11	30	21	0	0	0
Total Construction:	0	34,380	17,259	12,361	9,439	1,742
Paybacks:	0	0	0	0	0	0
Sub-Total:	11	34,410	17,280	12,361	9,439	1,742
Total Engineering:	849	4,946	2,066	988	700	57
Grand Total:	860	39,356	19,346	13,349	10,139	1,799
		2017	2018	2019	2020	2021
State		6,553	3,052	2,621	1,977	308
AC-State		20,063	6,523	0	0	0
Local		31	0	0	0	0
Sub-total State		26,647	9,575	2,621	1,977	308
Federal						
Sub-total Federal		12,709	9,771	10,728	8,162	1,491
Grand Total		39,356	19,346	13,349	10,139	1,799

Project Count: 45

* Subject to the approval of the Transportation Improvement Plan by the governing Metropolitan Planning Organization.



MoDOT's Kansas City District

PAYMENT PROJECTS

(Note: The following MoDOT projects are located outside the Kansas City Metropolitan Planning area boundary.)



2017-2021 Highway and Bridge Construction Schedule

Construction contingency applied to construction cost in the year the project is awarded.
 Three percent project growth factor compounded annually is applied to right-of-way and construction costs in program years 2, 3, 4, and 5.
 No inflation is applied to the Funding From Other Sources (FFOS) or Payments.
 Engineering includes PE costs, CE costs and R/W incidentals.

						STATE FISCAL YEAR PROJECT BUDGETING						
						Prior Prog.	7/2016-6/2017	7/2017-6/2018	7/2018-6/2019	7/2019-6/2020	7/2020-6/2021	
County: Various	On-call work zone enforcement at various locations in the rural Kansas City District.					Engineering:	0	0	0	0	0	0
Route: Various						R/W:	0	0	0	0	0	0
Job No.: 313023						Construction:	0	0	0	0	0	0
Length: 0.00	MPO: N					FFOS:	0	0	0	0	0	0
Fund Cat: Safety					Fed: 10	State: 1	Local: 0					
Sec Cat: Safety	Awd Date: N/A	Anticipated Fed Cat: Safety										
TIP #:	Future Cost: 0	Estimate Total: 11			Payments:	0	11	0	0	0	0	0
County: Various	On-call work zone enforcement at various locations in the rural Kansas City District.					Engineering:	0	0	0	0	0	0
Route: Various						R/W:	0	0	0	0	0	0
Job No.: 313024						Construction:	0	0	0	0	0	0
Length: 0.00	MPO: N					FFOS:	0	0	0	0	0	0
Fund Cat: Safety					Fed: 10	State: 1	Local: 0					
Sec Cat: Safety	Awd Date: N/A	Anticipated Fed Cat: Safety										
TIP #:	Future Cost: 0	Estimate Total: 11			Payments:	0	0	11	0	0	0	0
County: Various	On-call work zone enforcement at various locations in the rural Kansas City District.					Engineering:	0	0	0	0	0	0
Route: Various						R/W:	0	0	0	0	0	0
Job No.: 3P3081						Construction:	0	0	0	0	0	0
Length: 0.00	MPO: N					FFOS:	0	0	0	0	0	0
Fund Cat: Safety					Fed: 10	State: 1	Local: 0					
Sec Cat: Safety	Awd Date: N/A	Anticipated Fed Cat: Safety										
TIP #:	Future Cost: 0	Estimate Total: 11			Payments:	0	0	0	11	0	0	0
County: Various	Payback beginning in SFY 2011 for Safe and Sound bridges in rural Kansas City District.					Engineering:	0	0	0	0	0	0
Route: Various						R/W:	150	0	0	0	0	0
Job No.: 5B0800R						Construction:	0	0	0	0	0	0
Length: 0.00	MPO: N					FFOS:	150	0	0	0	0	0
Fund Cat: Taking Care Of System					Fed: 0	State: 28,020	Local: 0					
Sec Cat: Rehab And Reconst	Awd Date: N/A	Anticipated Fed Cat: State										
TIP #:	Future Cost: 50,001 - 75,000	Estimate Total: 60,444			Payments:	32,274	5,604	5,604	5,604	5,604	5,604	5,604

* Subject to the approval of the Transportation Improvement Plan by the governing Metropolitan Planning Organization.



2017-2021 Highway and Bridge Construction Schedule

Construction contingency applied to construction cost in the year the project is awarded.
 Three percent project growth factor compounded annually is applied to right-of-way and construction costs in program years 2, 3, 4, and 5.
 No inflation is applied to the Funding From Other Sources (FFOS) or Payments.
 Engineering includes PE costs, CE costs and R/W incidentals.

STATE FISCAL YEAR PROJECT BUDGETING						
	Prior Prog.	7/2016-6/2017	7/2017-6/2018	7/2018-6/2019	7/2019-6/2020	7/2020-6/2021
FFOS:	150	0	0	0	0	0
Total R/W:	150	0	0	0	0	0
Total Construction:	0	0	0	0	0	0
Paybacks:	32,274	5,615	5,615	5,615	5,604	5,604
Sub-Total:	32,424	5,615	5,615	5,615	5,604	5,604
Total Engineering:	0	0	0	0	0	0
Grand Total:	32,424	5,615	5,615	5,615	5,604	5,604
		2017	2018	2019	2020	2021
State		5,605	5,605	5,605	5,604	5,604
AC-State		0	0	0	0	0
Local		0	0	0	0	0
Sub-total State		5,605	5,605	5,605	5,604	5,604
Federal						
Sub-total Federal		10	10	10	0	0
Grand Total		5,615	5,615	5,615	5,604	5,604

Project Count: 4

* Subject to the approval of the Transportation Improvement Plan by the governing Metropolitan Planning Organization.



2017-2021 Highway and Bridge Construction Schedule

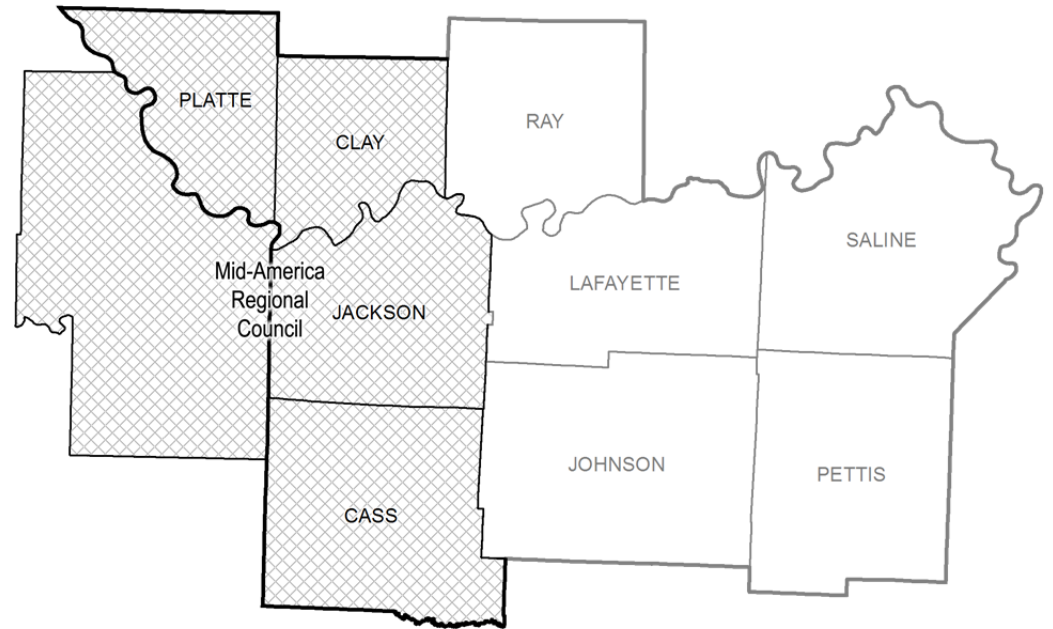
Construction contingency applied to construction cost in the year the project is awarded.
 Three percent project growth factor compounded annually is applied to right-of-way and construction costs in program years 2, 3, 4, and 5.
 No inflation is applied to the Funding From Other Sources (FFOS) or Payments.
 Engineering includes PE costs, CE costs and R/W incidentals.

Kansas City NON TMA Total

STATE FISCAL YEAR PROJECT BUDGETING						
	Prior Prog.	7/2016-6/2017	7/2017-6/2018	7/2018-6/2019	7/2019-6/2020	7/2020-6/2021
FFOS:	150	8,264	803	813	822	822
Total R/W:	161	30	21	0	0	0
Total Construction:	0	34,380	17,259	12,361	9,439	1,742
Paybacks:	32,274	5,615	5,615	5,615	5,604	5,604
Sub-Total:	32,435	40,025	22,895	17,976	15,043	7,346
Total Engineering:	849	4,946	2,066	988	700	57
Grand Total:	33,284	44,971	24,961	18,964	15,743	7,403
		2017	2018	2019	2020	2021
State	12,158	8,657	8,226	7,581	5,912	
AC-State	20,063	6,523	0	0	0	
Local	31	0	0	0	0	
Sub-total State	32,252	15,180	8,226	7,581	5,912	
Federal						
Sub-total Federal	12,719	9,781	10,738	8,162	1,491	
Grand Total	44,971	24,961	18,964	15,743	7,403	

Project Count: 49

* Subject to the approval of the Transportation Improvement Plan by the governing Metropolitan Planning Organization.



MoDOT's Kansas City District
TMA: Mid-America Regional Council

(Note: The following MoDOT projects are located inside the Kansas City Metropolitan Planning area boundary.)



2017-2021 Highway and Bridge Construction Schedule

Construction contingency applied to construction cost in the year the project is awarded.
 Three percent project growth factor compounded annually is applied to right-of-way and construction costs in program years 2, 3, 4, and 5.
 No inflation is applied to the Funding From Other Sources (FFOS) or Payments.
 Engineering includes PE costs, CE costs and R/W incidentals.

						STATE FISCAL YEAR PROJECT BUDGETING						
						Prior Prog.	7/2016-6/2017	7/2017-6/2018	7/2018-6/2019	7/2019-6/2020	7/2020-6/2021	
County: Cass	Bridge improvements over I-49 in Harrisonville. Project includes bridge A1495.					Engineering:	0	15	87	0	0	0
Route: MO 2						R/W:	0	0	0	0	0	
Job No.: 4S3152						Construction:	0	0	1,008	0	0	
Length: 0.19	MPO: Y					FFOS:	0	0	0	0	0	
Fund Cat: Taking Care Of System					Fed: 888	State: 222	Local: 0					
Sec Cat: Rehab And Reconst	Awd Date: 2018	Anticipated Fed Cat: NHPP										
TIP #: 790073	Future Cost: 0	Estimate Total: 1,110										
County: Cass	Capacity improvements from Waters Road to Royal Street in Harrisonville. \$850,000 Harrisonville, \$1,100,000 STP Urban, Cost Share maximum \$2,305,904.					Engineering:	482	351	0	0	0	
Route: MO 291						R/W:	491	0	0	0	0	
Job No.: 4P3002						Construction:	0	3,983	0	0	0	
Length: 0.90	MPO: Y					FFOS:	491	3,715	0	0	0	
Fund Cat: Flexible & Other					Fed: 3,466	State: 313	Local: 555					
Sec Cat: System Expansion	Awd Date: Winter 17	Anticipated Fed Cat: NHPP										
TIP #: 790073	Future Cost: 0	Estimate Total: 5,307										
County: Cass	Pavement improvements from north Rte. 58 to Waters Road in Harrisonville.					Engineering:	34	288	0	0	0	
Route: MO 291						R/W:	0	10	0	0	0	
Job No.: 4P3138						Construction:	0	2,756	0	0	0	
Length: 7.24	MPO: Y					FFOS:	0	0	0	0	0	
Fund Cat: Taking Care Of System					Fed: 2,444	State: 610	Local: 0					
Sec Cat: Rehab And Reconst	Awd Date: Winter 17	Anticipated Fed Cat: NHPP										
TIP #: 790073	Future Cost: 0	Estimate Total: 3,088										
County: Cass	Pavement improvements from Rte. 7 to the Bates County line.					Engineering:	19	138	550	0	0	
Route: IS 49						R/W:	0	0	0	0	0	
Job No.: 4I3112						Construction:	0	0	6,757	0	0	
Length: 9.98	MPO: Y					FFOS:	0	0	0	0	0	
Fund Cat: Statewide Interstate And Major Bridge					Fed: 6,700	State: 745	Local: 0					
Sec Cat: Preventive Maint	Awd Date: Fall 17	Anticipated Fed Cat: NHPP										
TIP #: 790088	Future Cost: 0	Estimate Total: 7,464										
County: Cass	Bridge improvements over the South Grand River north of Archie. Project involves twin bridges A2642.					Engineering:	295	558	0	0	0	
Route: IS 49						R/W:	0	0	0	0	0	
Job No.: 4P2360						Construction:	0	5,725	0	0	0	
Length: 0.20	MPO: Y					FFOS:	0	0	0	0	0	
Fund Cat: Taking Care Of System					Fed: 5,654	State: 629	Local: 0					
Sec Cat: Rehab And Reconst	Awd Date: Winter 17	Anticipated Fed Cat: NHPP			Federal Oversight							
TIP #: 790056	Future Cost: 0	Estimate Total: 6,578										

* Subject to the approval of the Transportation Improvement Plan by the governing Metropolitan Planning Organization.



2017-2021 Highway and Bridge Construction Schedule

Construction contingency applied to construction cost in the year the project is awarded.
 Three percent project growth factor compounded annually is applied to right-of-way and construction costs in program years 2, 3, 4, and 5.
 No inflation is applied to the Funding From Other Sources (FFOS) or Payments.
 Engineering includes PE costs, CE costs and R/W incidentals.

						STATE FISCAL YEAR PROJECT BUDGETING						
						Prior Prog.	7/2016-6/2017	7/2017-6/2018	7/2018-6/2019	7/2019-6/2020	7/2020-6/2021	
County:	Cass	Bridge improvements over Tennessee Creek and East Branch South Grand. Project involves twin bridges A2641 and A2069.				Engineering:	0	117	343	0	0	0
Route:	IS 49					R/W:	0	0	0	0	0	0
Job No.:	4P2360B					Construction:	0	0	3,646	0	0	0
Length:	0.05	MPO:	Y			FFOS:	0	0	0	0	0	0
Fund Cat:	Taking Care Of System	Fed:	3,695	State:	411	Local:	0					
Sec Cat:	Rehab And Reconst	Awd Date:	2018	Anticipated Fed Cat:	NHPP	Federal Oversight						
TIP #:		Future Cost:	0	Estimate Total:	4,106	Payments:	0	0	0	0	0	0
County:	Cass	Pavement, ADA Transition Plan and sidewalk improvements from Rte. D to Dean Avenue/Clint Drive in Belton. \$198,000 Statewide Transportation Alternatives funds.				Engineering:	150	279	0	0	0	0
Route:	MO 58					R/W:	0	1	0	0	0	0
Job No.:	4P3081E					Construction:	0	1,871	0	0	0	0
Length:	5.01	MPO:	Y			FFOS:	0	198	0	0	0	0
Fund Cat:	Taking Care Of System	Fed:	1,721	State:	430	Local:	0					
Sec Cat:	Low Type Resurfacing	Awd Date:	Fall 16	Anticipated Fed Cat:	S.T.P.	Payments:	0	0	0	0	0	0
TIP #:	790087	Future Cost:	0	Estimate Total:	2,301							
County:	Cass	Bridge improvements over Black Creek. Project involves bridges S0034 and S0014.				Engineering:	0	85	141	0	0	0
Route:	RT A					R/W:	0	2	0	0	0	0
Job No.:	4S3146					Construction:	0	0	909	0	0	0
Length:	0.19	MPO:	Y			FFOS:	0	0	0	0	0	0
Fund Cat:	Taking Care Of System	Fed:	910	State:	227	Local:	0					
Sec Cat:	Rehab And Reconst	Awd Date:	2018	Anticipated Fed Cat:	NHPP	Payments:	0	0	0	0	0	0
TIP #:		Future Cost:	0	Estimate Total:	1,137							
County:	Cass	Bridge replacement over Lick Branch. Project involves bridge T0647.				Engineering:	0	87	141	0	0	0
Route:	RT B					R/W:	0	10	0	0	0	0
Job No.:	4S3145					Construction:	0	0	913	0	0	0
Length:	0.18	MPO:	Y			FFOS:	0	0	0	0	0	0
Fund Cat:	Taking Care Of System	Fed:	921	State:	230	Local:	0					
Sec Cat:	Rehab And Reconst	Awd Date:	2018	Anticipated Fed Cat:	NHPP	Payments:	0	0	0	0	0	0
TIP #:		Future Cost:	0	Estimate Total:	1,151							
County:	Clay	Pavement improvements from Rte. 152 in Kansas City to NW 64th Street in Gladstone.				Engineering:	40	148	0	0	0	0
Route:	MO 1					R/W:	0	0	0	0	0	0
Job No.:	4S3137					Construction:	0	1,276	0	0	0	0
Length:	2.82	MPO:	Y			FFOS:	0	0	0	0	0	0
Fund Cat:	Taking Care Of System	Fed:	1,139	State:	285	Local:	0					
Sec Cat:	Rehab And Reconst	Awd Date:	Winter 17	Anticipated Fed Cat:	NHPP	Payments:	0	0	0	0	0	0
TIP #:		Future Cost:	0	Estimate Total:	1,464							

* Subject to the approval of the Transportation Improvement Plan by the governing Metropolitan Planning Organization.



2017-2021 Highway and Bridge Construction Schedule

Construction contingency applied to construction cost in the year the project is awarded.
 Three percent project growth factor compounded annually is applied to right-of-way and construction costs in program years 2, 3, 4, and 5.
 No inflation is applied to the Funding From Other Sources (FFOS) or Payments.
 Engineering includes PE costs, CE costs and R/W incidentals.

						STATE FISCAL YEAR PROJECT BUDGETING						
						Prior Prog.	7/2016-6/2017	7/2017-6/2018	7/2018-6/2019	7/2019-6/2020	7/2020-6/2021	
County: Clay	Pavement, ADA Transition Plan and sidewalk improvements from Rte. 69 to the East Fork Fishing River Bridge in Ray County. \$549,204 City of Excelsior Springs. \$306,000 Statewide Transportation Alternatives funds.					Engineering:	222	263	0	0	0	0
Route: MO 10						R/W:	100	0	0	0	0	0
Job No.: 4P3081B						Construction:	0	2,526	0	0	0	0
Length: 3.10	MPO: Y					FFOS:	0	855	0	0	0	0
Fund Cat: Taking Care Of System			Fed: 2,187	State: 53	Local: 549	Payments:	0	0	0	0	0	0
Sec Cat: N- Ada Trans	Awd Date: Fall 16	Anticipated Fed Cat: NHPP										
TIP #: 590208	Future Cost: 0	Estimate Total: 3,111										
County: Clay	Bridge and interchange improvements at I-35 in Liberty. Project involves bridge A0495.					Engineering:	34	100	300	399	0	0
Route: MO 152						R/W:	0	0	0	0	0	0
Job No.: 4S3083						Construction:	0	0	0	5,478	0	0
Length: 0.11	MPO: Y					FFOS:	0	0	0	0	0	0
Fund Cat: Flexible & Other			Fed: 5,021	State: 1,256	Local: 0	Payments:	0	0	0	0	0	0
Sec Cat: Rehab And Reconst	Awd Date: 2019	Anticipated Fed Cat: NHPP										
TIP #: 590198	Future Cost: 10,001 - 15,000	Estimate Total: 6,311										
County: Clay	Pavement and ADA Transition Plan improvements from west of Rte. 1 to I-35 in Kansas City. \$17,000 Statewide Transportation Alternatives funds.					Engineering:	10	365	0	0	0	0
Route: MO 152						R/W:	0	0	0	0	0	0
Job No.: 4S3136						Construction:	0	4,774	0	0	0	0
Length: 4.94	MPO: Y					FFOS:	0	17	0	0	0	0
Fund Cat: Taking Care Of System			Fed: 4,111	State: 1,028	Local: 0	Payments:	0	0	0	0	0	0
Sec Cat: N- Ada Trans	Awd Date: Winter 17	Anticipated Fed Cat: NHPP										
TIP #: 590208	Future Cost: 0	Estimate Total: 5,149										
County: Clay	Pavement improvements from Rte. 169 to west of Rte 1.					Engineering:	0	152	0	0	0	0
Route: MO 152						R/W:	0	0	0	0	0	0
Job No.: 4S3147						Construction:	0	1,926	0	0	0	0
Length: 2.56	MPO: Y					FFOS:	0	0	0	0	0	0
Fund Cat: Flexible & Other			Fed: 1,663	State: 415	Local: 0	Payments:	0	0	0	0	0	0
Sec Cat: Preventive Maint	Awd Date: Winter 17	Anticipated Fed Cat: NHPP										
TIP #: 590208	Future Cost: 0	Estimate Total: 2,078										
County: Clay	Pavement improvements from Barry Road to I-29.					Engineering:	0	88	456	0	0	0
Route: US 169						R/W:	0	0	0	0	0	0
Job No.: 4P3144						Construction:	0	0	6,026	0	0	0
Length: 3.97	MPO: Y					FFOS:	0	0	0	0	0	0
Fund Cat: Taking Care Of System			Fed: 5,256	State: 1,314	Local: 0	Payments:	0	0	0	0	0	0
Sec Cat: Preventive Maint	Awd Date: 2018	Anticipated Fed Cat: NHPP										
TIP #: 590208	Future Cost: 0	Estimate Total: 6,570										

* Subject to the approval of the Transportation Improvement Plan by the governing Metropolitan Planning Organization.



2017-2021 Highway and Bridge Construction Schedule

Construction contingency applied to construction cost in the year the project is awarded.
 Three percent project growth factor compounded annually is applied to right-of-way and construction costs in program years 2, 3, 4, and 5.
 No inflation is applied to the Funding From Other Sources (FFOS) or Payments.
 Engineering includes PE costs, CE costs and R/W incidentals.

						STATE FISCAL YEAR PROJECT BUDGETING						
						Prior Prog.	7/2016-6/2017	7/2017-6/2018	7/2018-6/2019	7/2019-6/2020	7/2020-6/2021	
County:	Clay	Bridge improvements over the Missouri River. Project involves the Broadway Bridge				Engineering:	227	600	1,000	900	0	0
Route:	US 169	A4649.				R/W:	0	0	0	0	0	0
Job No.:	4S3085					Construction:	0	0	0	10,821	0	0
Length:	2.22	MPO:	Y			FFOS:	0	0	0	0	0	0
Fund Cat:	Taking Care Of System		Fed: 10,657		State: 2,664	Local: 0						
Sec Cat:	Rehab And Reconst	Awd Date:	2019	Anticipated Fed Cat:	NHPP	Federal Oversight						
TIP #:	690433	Future Cost:	0	Estimate Total:	13,548							
County:	Clay	Pavement improvements from I-35 to Rte. 210 in North Kansas City.				Engineering:	4	283	0	0	0	0
Route:	IS 29					R/W:	0	0	0	0	0	0
Job No.:	4I3111					Construction:	0	2,774	0	0	0	0
Length:	1.53	MPO:	Y			FFOS:	0	0	0	0	0	0
Fund Cat:	Statewide Interstate And Major Bridge		Fed: 2,752		State: 305	Local: 0						
Sec Cat:	Preventive Maint	Awd Date:	Fall 16	Anticipated Fed Cat:	NHPP							
TIP #:	590215	Future Cost:	0	Estimate Total:	3,061							
County:	Clay	Pavement improvements from Vivion Road to I-29/35 interchange in Kansas City.				Engineering:	5	14	44	301	0	0
Route:	IS 29					R/W:	0	0	0	0	0	0
Job No.:	4I3120					Construction:	0	0	0	3,727	0	0
Length:	1.32	MPO:	Y			FFOS:	0	0	0	0	0	0
Fund Cat:	Taking Care Of System		Fed: 3,269		State: 817	Local: 0						
Sec Cat:	Rehab And Reconst	Awd Date:	2019	Anticipated Fed Cat:	NHPP							
TIP #:	590217	Future Cost:	0	Estimate Total:	4,091							
County:	Clay	Bridge improvements over Shoal Creek. Project involves twin bridges A2505. \$198,000				Engineering:	5	200	618	0	0	0
Route:	MO 291	Open Container funds.				R/W:	0	0	0	0	0	0
Job No.:	4P3130					Construction:	0	0	6,527	0	0	0
Length:	0.39	MPO:	Y			FFOS:	0	0	198	0	0	0
Fund Cat:	Taking Care Of System		Fed: 5,876		State: 1,469	Local: 0						
Sec Cat:	Rehab And Reconst	Awd Date:	Fall 17	Anticipated Fed Cat:	NHPP		Federal Oversight					
TIP #:		Future Cost:	0	Estimate Total:	7,350							
County:	Clay	Add new signal and right turn lane at 103rd/104th Streets. \$223,000 Tax Increment				Engineering:	0	54	0	0	0	0
Route:	MO 291	Financing Commission of Kansas City.				R/W:	0	12	0	0	0	0
Job No.:	4P3166					Construction:	0	383	0	0	0	0
Length:	0.10	MPO:	Y			FFOS:	0	196	0	0	0	0
Fund Cat:	Flexible & Other		Fed: 240		State: 13	Local: 196						
Sec Cat:	System Expansion	Awd Date:	Winter 17	Anticipated Fed Cat:	NHPP							
TIP #:		Future Cost:	0	Estimate Total:	449							

* Subject to the approval of the Transportation Improvement Plan by the governing Metropolitan Planning Organization.



2017-2021 Highway and Bridge Construction Schedule

Construction contingency applied to construction cost in the year the project is awarded.

Three percent project growth factor compounded annually is applied to right-of-way and construction costs in program years 2, 3, 4, and 5.

No inflation is applied to the Funding From Other Sources (FFOS) or Payments.

Engineering includes PE costs, CE costs and R/W incidentals.

		STATE FISCAL YEAR PROJECT BUDGETING					
		Prior Prog.	7/2016-6/2017	7/2017-6/2018	7/2018-6/2019	7/2019-6/2020	7/2020-6/2021
County: Clay	Bridge improvements at Rte. 69 in Liberty. Project involves twin bridges A0677.	Engineering: 168	395	0	0	0	0
Route: IS 35		R/W: 0	0	0	0	0	0
Job No.: 413026		Construction: 0	4,395	0	0	0	0
Length: 0.06	MPO: Y	FFOS: 0	0	0	0	0	0
Fund Cat: Taking Care Of System	Fed: 4,310 State: 480 Local: 0	Payments: 0	0	0	0	0	0
Sec Cat: Rehab And Reconst	Awd Date: Winter 17 Anticipated Fed Cat: NHPP						
TIP #: 590188	Future Cost: 0 Estimate Total: 4,958						
County: Clay	Pavement improvements from Fishing River Bridge to Rte. 69/Pleasant Valley Interchange.	Engineering: 173	529	0	0	0	0
Route: IS 35		R/W: 0	0	0	0	0	0
Job No.: 413036		Construction: 0	6,256	0	0	0	0
Length: 10.81	MPO: Y	FFOS: 0	0	0	0	0	0
Fund Cat: Statewide Interstate And Major Bridge	Fed: 6,106 State: 679 Local: 0	Payments: 0	0	0	0	0	0
Sec Cat: Rehab And Reconst	Awd Date: Winter 17 Anticipated Fed Cat: NHPP						
TIP #: 590204	Future Cost: 0 Estimate Total: 6,958						
County: Clay	Fence repair/relocation between Route 152 and Route 291 in Liberty, and along Palmer Ave. in Claycomo.	Engineering: 0	3	23	0	0	0
Route: IS 35		R/W: 0	0	0	0	0	0
Job No.: 413169		Construction: 0	0	268	0	0	0
Length: 1.74	MPO: Y	FFOS: 0	0	0	0	0	0
Fund Cat: Taking Care Of System	Fed: 264 State: 30 Local: 0	Payments: 0	0	0	0	0	0
Sec Cat: Routine Maintenance	Awd Date: 2018 Anticipated Fed Cat: NHPP						
TIP #: 590189	Future Cost: 0 Estimate Total: 294						
County: Clay	Improve congestion by replacing interchange with diverging diamond at Rte. 210 and adding a lane from Parvin Road to Missouri River bridge. Project involves bridges A1944, A1945, A1946 and A2004. \$300,000 Martin Marietta.	Engineering: 745	1,810	0	0	0	0
Route: IS 435		R/W: 0	0	0	0	0	0
Job No.: 411980		Construction: 0	15,003	0	0	0	0
Length: 3.27	MPO: Y	FFOS: 0	300	0	0	0	0
Fund Cat: Flexible & Other	Fed: 15,132 State: 1,381 Local: 300	Payments: 0	0	0	0	0	0
Sec Cat: System Expansion	Awd Date: Summer 16 Anticipated Fed Cat: NHPP Federal Oversight						
TIP #: 590189	Future Cost: 0 Estimate Total: 17,558						
County: Clay	Pavement improvements from Parvin Road to north of the Missouri River.	Engineering: 23	82	0	0	0	0
Route: IS 435		R/W: 0	0	0	0	0	0
Job No.: 413038B		Construction: 0	663	0	0	0	0
Length: 0.61	MPO: Y	FFOS: 0	0	0	0	0	0
Fund Cat: Taking Care Of System	Fed: 671 State: 74 Local: 0	Payments: 0	0	0	0	0	0
Sec Cat: Thin Lift Overlay	Awd Date: Summer 16 Anticipated Fed Cat: NHPP						
TIP #: 590213	Future Cost: 0 Estimate Total: 768						

* Subject to the approval of the Transportation Improvement Plan by the governing Metropolitan Planning Organization.



2017-2021 Highway and Bridge Construction Schedule

Construction contingency applied to construction cost in the year the project is awarded.
 Three percent project growth factor compounded annually is applied to right-of-way and construction costs in program years 2, 3, 4, and 5.
 No inflation is applied to the Funding From Other Sources (FFOS) or Payments.
 Engineering includes PE costs, CE costs and R/W incidentals.

						STATE FISCAL YEAR PROJECT BUDGETING						
						Prior Prog.	7/2016-6/2017	7/2017-6/2018	7/2018-6/2019	7/2019-6/2020	7/2020-6/2021	
County:	Clay	Pavement improvements from McCleary Road to Rte. I-35. \$734,000 Open Container funds.				Engineering:	25	100	496	0	0	0
Route:	US 69					R/W:	0	0	0	0	0	0
Job No.:	4P3140					Construction:	0	0	6,169	0	0	0
Length:	9.25	MPO:	Y			FFOS:	0	0	734	0	0	0
Fund Cat:	Taking Care Of System	Fed:	5,412	State:	1,353	Local:	0					
Sec Cat:	Rehab And Reconst	Awd Date:	2018	Anticipated Fed Cat:	NHPP	Payments:	0	0	0	0	0	0
TIP #:		Future Cost:	0	Estimate Total:	6,790							
County:	Clay	Pavement improvements from Rte. 33 in Kearney to Rte. 69 in Excelsior Springs.				Engineering:	17	126	0	0	0	0
Route:	MO 92					R/W:	0	1	0	0	0	0
Job No.:	4P3081F					Construction:	0	1,685	0	0	0	0
Length:	7.12	MPO:	Y			FFOS:	0	0	0	0	0	0
Fund Cat:	Taking Care Of System	Fed:	1,450	State:	362	Local:	0					
Sec Cat:	Low Type Resurfacing	Awd Date:	Summer 16	Anticipated Fed Cat:	NHPP	Payments:	0	0	0	0	0	0
TIP #:	590212	Future Cost:	0	Estimate Total:	1,829							
County:	Clay	Pavement improvements, shoulder additions and edge line rumbles from Rte. 92 to Rte. CC. \$1,489,000 Open Container funds.				Engineering:	72	238	0	0	0	0
Route:	RT C					R/W:	0	20	0	0	0	0
Job No.:	4P3051B					Construction:	0	1,654	0	0	0	0
Length:	6.67	MPO:	Y			FFOS:	0	1,489	0	0	0	0
Fund Cat:	Safety	Fed:	1,722	State:	190	Local:	0					
Sec Cat:	Safety	Awd Date:	Winter 17	Anticipated Fed Cat:	Safety	Payments:	0	0	0	0	0	0
TIP #:	590211	Future Cost:	0	Estimate Total:	1,984							
County:	Jackson	Pavement and ADA Transition Plan improvements from Rte. 291 to Rte. 7 in Independence. \$171,000 Statewide Transportation Alternatives funds.				Engineering:	150	255	0	0	0	0
Route:	US 24					R/W:	0	0	0	0	0	0
Job No.:	4P3081					Construction:	0	2,997	0	0	0	0
Length:	5.92	MPO:	Y			FFOS:	0	171	0	0	0	0
Fund Cat:	Taking Care Of System	Fed:	2,602	State:	650	Local:	0					
Sec Cat:	N- Ada Trans	Awd Date:	Fall 16	Anticipated Fed Cat:	NHPP	Payments:	0	0	0	0	0	0
TIP #:	990214	Future Cost:	0	Estimate Total:	3,402							
County:	Jackson	Pavement and ADA Transition Plan improvements from I-470 to US 50. \$20,000 Statewide Transportation Alternatives funds.				Engineering:	10	429	0	0	0	0
Route:	MO 291					R/W:	0	0	0	0	0	0
Job No.:	4P3128					Construction:	0	3,586	0	0	0	0
Length:	3.18	MPO:	Y			FFOS:	0	20	0	0	0	0
Fund Cat:	Taking Care Of System	Fed:	3,212	State:	803	Local:	0					
Sec Cat:	N- Ada Trans	Awd Date:	Winter 17	Anticipated Fed Cat:	NHPP	Payments:	0	0	0	0	0	0
TIP #:		Future Cost:	0	Estimate Total:	4,025							

* Subject to the approval of the Transportation Improvement Plan by the governing Metropolitan Planning Organization.



2017-2021 Highway and Bridge Construction Schedule

Construction contingency applied to construction cost in the year the project is awarded.
 Three percent project growth factor compounded annually is applied to right-of-way and construction costs in program years 2, 3, 4, and 5.
 No inflation is applied to the Funding From Other Sources (FFOS) or Payments.
 Engineering includes PE costs, CE costs and R/W incidentals.

		STATE FISCAL YEAR PROJECT BUDGETING					
		Prior Prog.	7/2016-6/2017	7/2017-6/2018	7/2018-6/2019	7/2019-6/2020	7/2020-6/2021
County: Jackson	Pavement improvements from I-70 to the Kansas state line.	Engineering: 28	328	0	0	0	0
Route: IS 35		R/W: 0	0	0	0	0	0
Job No.: 413109		Construction: 0	3,029	0	0	0	0
Length: 2.78	MPO: Y	FFOS: 0	0	0	0	0	0
Fund Cat: Statewide Interstate And Major Bridge	Fed: 3,021 State: 336 Local: 0	Payments: 0	0	0	0	0	0
Sec Cat: Preventive Maint	Awd Date: Summer 16 Anticipated Fed Cat: NHPP						
TIP #: 690451	Future Cost: 0 Estimate Total: 3,385						
County: Jackson	Bridge and corridor improvements from the Kansas State line to just west of I-49. Project involves twin bridges A1240, A1662, A1427, and A0610. Potential Design/Build project.	Engineering: 126	1,000	2,050	4,564	0	0
Route: IS 435		R/W: 0	0	5	0	0	0
Job No.: 412337		Construction: 0	0	0	53,057	0	0
Length: 3.61	MPO: Y	FFOS: 0	0	0	0	0	0
Fund Cat: Flexible & Other	Fed: 54,608 State: 6,068 Local: 0	Payments: 0	0	0	0	0	0
Sec Cat: System Expansion	Awd Date: 2019 Anticipated Fed Cat: NHPP Federal Oversight						
TIP #: 690394	Future Cost: 0 Estimate Total: 60,802						
County: Jackson	Pavement improvements from Rte. 24 to Rte. 78 in Kansas City.	Engineering: 13	361	0	0	0	0
Route: IS 435		R/W: 0	0	0	0	0	0
Job No.: 413108		Construction: 0	3,182	0	0	0	0
Length: 1.69	MPO: Y	FFOS: 0	0	0	0	0	0
Fund Cat: Statewide Interstate And Major Bridge	Fed: 3,189 State: 354 Local: 0	Payments: 0	0	0	0	0	0
Sec Cat: Preventive Maint	Awd Date: Winter 17 Anticipated Fed Cat: NHPP						
TIP #: 690452	Future Cost: 0 Estimate Total: 3,556						
County: Jackson	Pavement improvements from the bridge over Raytown Road to Rte. W, Bannister Road. \$1,605,000 Open Container funds.	Engineering: 45	150	766	0	0	0
Route: IS 435		R/W: 0	0	0	0	0	0
Job No.: 413115		Construction: 0	0	10,620	0	0	0
Length: 8.10	MPO: Y	FFOS: 0	0	1,605	0	0	0
Fund Cat: Statewide Interstate And Major Bridge	Fed: 10,382 State: 1,154 Local: 0	Payments: 0	0	0	0	0	0
Sec Cat: Preventive Maint	Awd Date: Fall 17 Anticipated Fed Cat: NHPP						
TIP #: 690453	Future Cost: 0 Estimate Total: 11,581						
County: Jackson	Pavement improvements from State Line Road to I-470.	Engineering: 5	16	100	435	0	0
Route: IS 435		R/W: 0	0	0	0	0	0
Job No.: 413123		Construction: 0	0	0	5,689	0	0
Length: 3.47	MPO: Y	FFOS: 0	0	0	0	0	0
Fund Cat: Taking Care Of System	Fed: 4,992 State: 1,248 Local: 0	Payments: 0	0	0	0	0	0
Sec Cat: Preventive Maint	Awd Date: 2019 Anticipated Fed Cat: NHPP						
TIP #: 690460	Future Cost: 0 Estimate Total: 6,245						

* Subject to the approval of the Transportation Improvement Plan by the governing Metropolitan Planning Organization.



2017-2021 Highway and Bridge Construction Schedule

Construction contingency applied to construction cost in the year the project is awarded.
 Three percent project growth factor compounded annually is applied to right-of-way and construction costs in program years 2, 3, 4, and 5.
 No inflation is applied to the Funding From Other Sources (FFOS) or Payments.
 Engineering includes PE costs, CE costs and R/W incidentals.

		STATE FISCAL YEAR PROJECT BUDGETING					
		Prior Prog.	7/2016-6/2017	7/2017-6/2018	7/2018-6/2019	7/2019-6/2020	7/2020-6/2021
County: Jackson	Pavement improvements from 3 Trails Crossing to Raytown Road.	Engineering: 14	159	0	0	0	0
Route: IS 470		R/W: 0	0	0	0	0	0
Job No.: 413110		Construction: 0	2,110	0	0	0	0
Length: 2.75	MPO: Y	FFOS: 0	0	0	0	0	0
Fund Cat: Statewide Interstate And Major Bridge	Fed: 2,042 State: 227 Local: 0	Payments: 0	0	0	0	0	0
Sec Cat: Preventive Maint	Awd Date: Fall 16 Anticipated Fed Cat: NHPP						
TIP #: 690454	Future Cost: 0 Estimate Total: 2,283						
County: Jackson	Pavement improvements from Raytown Road in Kansas City to 39th Street in Independence. \$1,739,000 Open Container funds.	Engineering: 5	9	85	709	0	0
Route: IS 470		R/W: 0	0	0	0	0	0
Job No.: 413119		Construction: 0	0	0	9,721	0	0
Length: 13.64	MPO: Y	FFOS: 0	0	0	1,739	0	0
Fund Cat: Taking Care Of System	Fed: 8,419 State: 2,105 Local: 0	Payments: 0	0	0	0	0	0
Sec Cat: Rehab And Reconst	Awd Date: 2019 Anticipated Fed Cat: NHPP Federal Oversight						
TIP #: 690462	Future Cost: 0 Estimate Total: 10,529						
County: Jackson	Bridge improvements at various locations from Blue Ridge Blvd. to I-70. Project involves twin bridges A1349, A1346, A1347, A2145, A2147, A2149, A2150, A2443, and single bridges A2143, A2142, A2144, A3408, A2122.	Engineering: 0	300	813	0	0	0
Route: IS 470		R/W: 0	0	0	0	0	0
Job No.: 413168		Construction: 0	0	9,896	0	0	0
Length: 14.98	MPO: Y	FFOS: 0	0	0	0	0	0
Fund Cat: Taking Care Of System	Fed: 8,807 State: 2,202 Local: 0	Payments: 0	0	0	0	0	0
Sec Cat: Rehab And Reconst	Awd Date: Fall 17 Anticipated Fed Cat: NHPP Federal Oversight						
TIP #: 690462	Future Cost: 0 Estimate Total: 11,009						
County: Jackson	Install KC Scout DMS Boards on I-470 NB north of Woods Chapel Road and on I-49 NB north of Red Bridge.	Engineering: 0	10	36	0	0	0
Route: IS 470		R/W: 0	0	0	0	0	0
Job No.: 4Q3190		Construction: 0	0	439	0	0	0
Length: 2.81	MPO: Y	FFOS: 0	0	0	0	0	0
Fund Cat: Taking Care Of System	Fed: 388 State: 97 Local: 0	Payments: 0	0	0	0	0	0
Sec Cat: Systems Operations	Awd Date: Fall 17 Anticipated Fed Cat: NHPP						
TIP #: 690462	Future Cost: 0 Estimate Total: 485						
County: Jackson	Pavement improvements from Blue Ridge Boulevard to 163rd Street.	Engineering: 20	20	406	0	0	0
Route: IS 49		R/W: 0	0	0	0	0	0
Job No.: 413114		Construction: 0	0	3,847	0	0	0
Length: 5.78	MPO: Y	FFOS: 0	0	0	0	0	0
Fund Cat: Statewide Interstate And Major Bridge	Fed: 3,845 State: 428 Local: 0	Payments: 0	0	0	0	0	0
Sec Cat: Preventive Maint	Awd Date: Fall 17 Anticipated Fed Cat: NHPP						
TIP #: 690455	Future Cost: 0 Estimate Total: 4,293						

* Subject to the approval of the Transportation Improvement Plan by the governing Metropolitan Planning Organization.



2017-2021 Highway and Bridge Construction Schedule

Construction contingency applied to construction cost in the year the project is awarded.
 Three percent project growth factor compounded annually is applied to right-of-way and construction costs in program years 2, 3, 4, and 5.
 No inflation is applied to the Funding From Other Sources (FFOS) or Payments.
 Engineering includes PE costs, CE costs and R/W incidentals.

						STATE FISCAL YEAR PROJECT BUDGETING						
						Prior Prog.	7/2016-6/2017	7/2017-6/2018	7/2018-6/2019	7/2019-6/2020	7/2020-6/2021	
County:	Jackson	Interchange and bridge improvements at 155th Street over I-49 in Grandview, Belton and Kansas City. Project involves bridge A0479.				Engineering:	435	1,224	0	0	0	0
Route:	IS 49					R/W:	36	0	0	0	0	0
Job No.:	4P2256					Construction:	0	8,096	0	0	0	0
Length:	1.51	MPO:	Y			FFOS:	0	0	0	0	0	0
Fund Cat:	Taking Care Of System		Fed: 7,456		State: 1,864	Local: 0						
Sec Cat:	Rehab And Reconst	Awd Date:	Fall 16	Anticipated Fed Cat:	NHPP	Federal Oversight						
TIP #:	690405	Future Cost:	0	Estimate Total:	9,791	Payments:	0	0	0	0	0	0
County:	Jackson	Interchange improvements at Rte. 291 South junction in Lee's Summit. Project involves bridge A1483. \$6,800,000 MARC-STP Urban funds and \$8,000,000 from Lee's Summit.				Engineering:	189	2,052	0	0	0	0
Route:	US 50					R/W:	803	0	0	0	0	0
Job No.:	4P2292					Construction:	0	11,397	0	0	0	0
Length:	2.12	MPO:	Y			FFOS:	803	11,397	0	0	0	0
Fund Cat:	Flexible & Other		Fed: 8,442		State: 410	Local: 4,597						
Sec Cat:	Rehab And Reconst	Awd Date:	Winter 17	Anticipated Fed Cat:	NHPP	Federal Oversight						
TIP #:	690398	Future Cost:	0	Estimate Total:	14,441	Payments:	0	0	0	0	0	0
County:	Jackson	Pavement improvements from Rte. RA to the Johnson County line.				Engineering:	0	100	482	0	0	0
Route:	US 50					R/W:	0	0	0	0	0	0
Job No.:	4P3156					Construction:	0	0	6,113	0	0	0
Length:	12.58	MPO:	Y			FFOS:	0	0	0	0	0	0
Fund Cat:	Taking Care Of System		Fed: 5,356		State: 1,339	Local: 0						
Sec Cat:	Preventive Maint	Awd Date:	2018	Anticipated Fed Cat:	NHPP							
TIP #:		Future Cost:	0	Estimate Total:	6,695	Payments:	0	0	0	0	0	0
County:	Jackson	Pavement improvements from the east end of River Bluffs Bridge to Troost Avenue Bridge.				Engineering:	4	143	0	0	0	0
Route:	IS 670					R/W:	0	0	0	0	0	0
Job No.:	4I3116					Construction:	0	1,537	0	0	0	0
Length:	1.51	MPO:	Y			FFOS:	0	0	0	0	0	0
Fund Cat:	Statewide Interstate And Major Bridge		Fed: 1,511		State: 169	Local: 0						
Sec Cat:	Preventive Maint	Awd Date:	Summer 16	Anticipated Fed Cat:	NHPP							
TIP #:	690457	Future Cost:	0	Estimate Total:	1,684	Payments:	0	0	0	0	0	0
County:	Jackson	Bridge improvements over Rte. 24 in Independence. Project involves bridge A2736.				Engineering:	44	145	0	0	0	0
Route:	MO 7					R/W:	0	0	0	0	0	0
Job No.:	4S3134					Construction:	0	1,319	0	0	0	0
Length:	0.10	MPO:	Y			FFOS:	0	0	0	0	0	0
Fund Cat:	Taking Care Of System		Fed: 1,171		State: 293	Local: 0						
Sec Cat:	Rehab And Reconst	Awd Date:	Winter 17	Anticipated Fed Cat:	NHPP							
TIP #:	690468	Future Cost:	0	Estimate Total:	1,508	Payments:	0	0	0	0	0	0

* Subject to the approval of the Transportation Improvement Plan by the governing Metropolitan Planning Organization.



2017-2021 Highway and Bridge Construction Schedule

Construction contingency applied to construction cost in the year the project is awarded.
 Three percent project growth factor compounded annually is applied to right-of-way and construction costs in program years 2, 3, 4, and 5.
 No inflation is applied to the Funding From Other Sources (FFOS) or Payments.
 Engineering includes PE costs, CE costs and R/W incidentals.

						STATE FISCAL YEAR PROJECT BUDGETING						
						Prior Prog.	7/2016-6/2017	7/2017-6/2018	7/2018-6/2019	7/2019-6/2020	7/2020-6/2021	
County:	Jackson	Interchange improvements at I-435 within the limits of Kansas City. Project involves bridges A0990, A0991, A0992, A0993.				Engineering:	2,367	2,810	3,130	0	0	0
Route:	IS 70					R/W:	0	10	0	0	0	0
Job No.:	411597C					Construction:	0	0	36,141	0	0	0
Length:	5.61	MPO:	Y			FFOS:	0	0	0	0	0	0
Fund Cat:	Taking Care Of System		Fed: 37,882		State: 4,209	Local: 0						
Sec Cat:	Rehab And Reconst	Awd Date:	Fall 17	Anticipated Fed Cat:	NHFP	Federal Oversight						
TIP #:		Future Cost:	0	Estimate Total:	44,458							
County:	Jackson	Pavement improvements from west of Sterling to the Rte. 291 northbound exit.				Engineering:	5	56	532	0	0	0
Route:	IS 70					R/W:	0	0	0	0	0	0
Job No.:	413113					Construction:	0	0	6,558	0	0	0
Length:	5.06	MPO:	Y			FFOS:	0	0	0	0	0	0
Fund Cat:	Statewide Interstate And Major Bridge		Fed: 6,430		State: 716	Local: 0						
Sec Cat:	Preventive Maint	Awd Date:	Fall 17	Anticipated Fed Cat:	NHPP							
TIP #:	690458	Future Cost:	0	Estimate Total:	7,151							
County:	Jackson	Pavement improvements from Manchester Trafficway to Sterling Road in Kansas City. \$819,000 Open Container funds.				Engineering:	5	5	18	275	0	0
Route:	IS 70					R/W:	0	0	0	0	0	0
Job No.:	413124					Construction:	0	0	0	4,097	0	0
Length:	3.17	MPO:	Y			FFOS:	0	0	0	819	0	0
Fund Cat:	Taking Care Of System		Fed: 3,516		State: 879	Local: 0						
Sec Cat:	Preventive Maint	Awd Date:	2019	Anticipated Fed Cat:	NHPP							
TIP #:	690463	Future Cost:	0	Estimate Total:	4,400							
County:	Jackson	Pavement improvements from I-670 to Swope Parkway in Kansas City.				Engineering:	30	1	21	0	0	0
Route:	US 71					R/W:	0	0	0	0	0	0
Job No.:	4P2332C					Construction:	0	0	105	0	0	0
Length:	3.76	MPO:	Y			FFOS:	0	0	0	0	0	0
Fund Cat:	Taking Care Of System		Fed: 102		State: 25	Local: 0						
Sec Cat:	Thin Lift Overlay	Awd Date:	Fall 17	Anticipated Fed Cat:	NHPP							
TIP #:		Future Cost:	0	Estimate Total:	157							
County:	Jackson	Pavement and ADA Transition Plan improvements from Rte. W to Swope Parkway in Kansas City. \$167,000 Statewide Transportation Alternatives funds.				Engineering:	0	48	369	0	0	0
Route:	US 71					R/W:	0	0	0	0	0	0
Job No.:	4S3153					Construction:	0	0	4,862	0	0	0
Length:	6.32	MPO:	Y			FFOS:	0	0	167	0	0	0
Fund Cat:	Flexible & Other		Fed: 4,223		State: 1,056	Local: 0						
Sec Cat:	Preventive Maint	Awd Date:	Fall 17	Anticipated Fed Cat:	NHPP							
TIP #:		Future Cost:	0	Estimate Total:	5,279							

* Subject to the approval of the Transportation Improvement Plan by the governing Metropolitan Planning Organization.



2017-2021 Highway and Bridge Construction Schedule

Construction contingency applied to construction cost in the year the project is awarded.
 Three percent project growth factor compounded annually is applied to right-of-way and construction costs in program years 2, 3, 4, and 5.
 No inflation is applied to the Funding From Other Sources (FFOS) or Payments.
 Engineering includes PE costs, CE costs and R/W incidentals.

						STATE FISCAL YEAR PROJECT BUDGETING						
						Prior Prog.	7/2016-6/2017	7/2017-6/2018	7/2018-6/2019	7/2019-6/2020	7/2020-6/2021	
County:	Jackson	Remove bridges at 83rd Street over I-435 and I-70 over Truman Road in Kansas City. Project involves bridges A1641 and A0295.				Engineering:	0	129	0	0	0	0
Route:	CST 83RD ST					R/W:	0	0	0	0	0	
Job No.:	4I3170					Construction:	0	942	0	0	0	
Length:	0.11	MPO:	Y			FFOS:	0	0	0	0	0	
Fund Cat:	Taking Care Of System	Fed:	857	State:	214	Local:	0					
Sec Cat:	Systems Operations	Awd Date:	Fall 16	Anticipated Fed Cat:	NHPP	Payments:	0	0	0	0	0	
TIP #:		Future Cost:	0	Estimate Total:	1,071							
County:	Jackson	Bridge improvements on Bannister Road over Rte. 350 in Lee's Summit. Project involves bridge A2445.				Engineering:	82	268	0	0	0	
Route:	CST BANNISTER RD					R/W:	0	0	0	0	0	
Job No.:	4S3133					Construction:	0	2,719	0	0	0	
Length:	0.10	MPO:	Y			FFOS:	0	0	0	0	0	
Fund Cat:	Taking Care Of System	Fed:	2,390	State:	597	Local:	0					
Sec Cat:	Rehab And Reconst	Awd Date:	Winter 17	Anticipated Fed Cat:	NHPP	Payments:	0	0	0	0	0	
TIP #:	690467	Future Cost:	0	Estimate Total:	3,069							
County:	Jackson	Bridge improvements on Colbern Road over I-470 and over Rte. 291 in Lee's Summit. Project involves bridges A2118 and A2119.				Engineering:	125	560	0	0	0	
Route:	CST COLBERN RD					R/W:	0	0	0	0	0	
Job No.:	4S3131					Construction:	0	5,270	0	0	0	
Length:	0.29	MPO:	Y			FFOS:	0	0	0	0	0	
Fund Cat:	Taking Care Of System	Fed:	4,664	State:	1,166	Local:	0					
Sec Cat:	Rehab And Reconst	Awd Date:	Winter 17	Anticipated Fed Cat:	S.T.P.	Payments:	0	0	0	0	0	
TIP #:	690465	Future Cost:	0	Estimate Total:	5,955							
County:	Jackson	Bridge improvements on Douglas Road over I-470 in Lee's Summit. Project involves bridge A2117.				Engineering:	76	226	0	0	0	
Route:	CST DOUGLAS RD					R/W:	0	0	0	0	0	
Job No.:	4S3132					Construction:	0	2,884	0	0	0	
Length:	0.20	MPO:	Y			FFOS:	0	0	0	0	0	
Fund Cat:	Taking Care Of System	Fed:	2,487	State:	623	Local:	0					
Sec Cat:	Rehab And Reconst	Awd Date:	Winter 17	Anticipated Fed Cat:	S.T.P.	Payments:	0	0	0	0	0	
TIP #:	690466	Future Cost:	0	Estimate Total:	3,186							
County:	Jackson	Bridge improvements at 8th St., 9th St., 10th St., and Chestnut St. over I-70 in Kansas City. Project involves bridges L0937, L0938, L0939, and A0292.				Engineering:	0	75	212	0	0	
Route:	CST EIGHTH ST					R/W:	0	0	0	0	0	
Job No.:	4I3198					Construction:	0	0	2,288	0	0	
Length:	0.21	MPO:	Y			FFOS:	0	0	0	0	0	
Fund Cat:	Taking Care Of System	Fed:	2,317	State:	258	Local:	0					
Sec Cat:	Rehab And Reconst	Awd Date:	2018	Anticipated Fed Cat:	NHPP	Payments:	0	0	0	0	0	
TIP #:		Future Cost:	0	Estimate Total:	2,575							

* Subject to the approval of the Transportation Improvement Plan by the governing Metropolitan Planning Organization.



2017-2021 Highway and Bridge Construction Schedule

Construction contingency applied to construction cost in the year the project is awarded.

Three percent project growth factor compounded annually is applied to right-of-way and construction costs in program years 2, 3, 4, and 5.

No inflation is applied to the Funding From Other Sources (FFOS) or Payments.

Engineering includes PE costs, CE costs and R/W incidentals.

						STATE FISCAL YEAR PROJECT BUDGETING						
						Prior Prog.	7/2016-6/2017	7/2017-6/2018	7/2018-6/2019	7/2019-6/2020	7/2020-6/2021	
County:	Jackson	Bridge and ADA Transition Plan improvements over I-70 at Rte. F and Rte. H in Oak Grove. Project involves bridge L0986. \$142,000 Statewide Transportation Alternatives funds.				Engineering:	0	73	253	0	0	0
Route:	RT F					R/W:	0	10	0	0	0	0
Job No.:	4S3151					Construction:	0	0	2,723	0	0	0
Length:	0.00	MPO:	Y			FFOS:	0	0	142	0	0	0
Fund Cat:	Taking Care Of System	Fed:	2,448	State:	611	Local:	0					
Sec Cat:	N- Ada Trans	Awd Date:	2018	Anticipated Fed Cat:	NHPP		Payments:	0	0	0	0	0
TIP #:		Future Cost:	0	Estimate Total:	3,059							
County:	Jackson	Emergency bridge replacement on Grand Avenue over I-670. Project involves bridge A0820.				Engineering:	700	319	0	0	0	0
Route:	CST GRAND AVE					R/W:	0	0	0	0	0	0
Job No.:	4S3225					Construction:	0	4,550	0	0	0	0
Length:	0.03	MPO:	Y			FFOS:	0	0	0	0	0	0
Fund Cat:	Taking Care Of System	Fed:	3,895	State:	974	Local:	0					
Sec Cat:	Rehab And Reconst	Awd Date:	Summer 16	Anticipated Fed Cat:	NHPP Federal Oversight		Payments:	0	0	0	0	0
TIP #:		Future Cost:	0	Estimate Total:	5,569							
County:	Jackson	Bridge improvements at Pittman Road, Crysler Street, and Phelps Road over I-70. Project involves bridges L0971, L0974, and L0977.				Engineering:	0	601	1,097	0	0	0
Route:	CST PITTMAN RD					R/W:	0	10	0	0	0	0
Job No.:	4I3199					Construction:	0	0	7,144	0	0	0
Length:	0.16	MPO:	Y			FFOS:	0	0	0	0	0	0
Fund Cat:	Taking Care Of System	Fed:	7,082	State:	1,770	Local:	0					
Sec Cat:	Rehab And Reconst	Awd Date:	2018	Anticipated Fed Cat:	NHPP Federal Oversight		Payments:	0	0	0	0	0
TIP #:		Future Cost:	0	Estimate Total:	8,852							
County:	Jackson	Bridge improvements on Raytown Road over I-470 in Kansas City. Project involves bridge A2148.				Engineering:	79	189	0	0	0	0
Route:	CST RAYTOWN RD					R/W:	0	0	0	0	0	0
Job No.:	4S3135					Construction:	0	2,028	0	0	0	0
Length:	0.08	MPO:	Y			FFOS:	0	0	0	0	0	0
Fund Cat:	Taking Care Of System	AC-State:	1,773	State:	444	Local:	0					
Sec Cat:	Rehab And Reconst	Awd Date:	Winter 17	Anticipated Fed Cat:	S.T.P.		Payments:	0	0	0	0	0
TIP #:	690469	Future Cost:	0	Estimate Total:	2,296							
County:	Jackson	Bridge improvements over Blue River Road. Project involves twin bridges A2352.				Engineering:	0	244	0	0	0	0
Route:	RT W					R/W:	0	0	0	0	0	0
Job No.:	4S3148					Construction:	0	1,658	0	0	0	0
Length:	0.50	MPO:	Y			FFOS:	0	0	0	0	0	0
Fund Cat:	Taking Care Of System	Fed:	1,521	State:	381	Local:	0					
Sec Cat:	Rehab And Reconst	Awd Date:	Winter 17	Anticipated Fed Cat:	NHPP		Payments:	0	0	0	0	0
TIP #:		Future Cost:	0	Estimate Total:	1,902							

* Subject to the approval of the Transportation Improvement Plan by the governing Metropolitan Planning Organization.



2017-2021 Highway and Bridge Construction Schedule

Construction contingency applied to construction cost in the year the project is awarded.
 Three percent project growth factor compounded annually is applied to right-of-way and construction costs in program years 2, 3, 4, and 5.
 No inflation is applied to the Funding From Other Sources (FFOS) or Payments.
 Engineering includes PE costs, CE costs and R/W incidentals.

		STATE FISCAL YEAR PROJECT BUDGETING					
		Prior Prog.	7/2016-6/2017	7/2017-6/2018	7/2018-6/2019	7/2019-6/2020	7/2020-6/2021
County: Platte	Pavement improvements from I-29 to east of Rte. 169.	Engineering:	0	259	0	0	0
Route: MO 152		R/W:	0	0	0	0	0
Job No.: 4S3149		Construction:	0	2,724	0	0	0
Length: 4.12	MPO: Y	FFOS:	0	0	0	0	0
Fund Cat: Flexible & Other	Fed: 2,387 State: 596 Local: 0	Payments:	0	0	0	0	0
Sec Cat: Preventive Maint	Awd Date: Winter 17 Anticipated Fed Cat: NHPP						
TIP #: _____	Future Cost: 0 Estimate Total: 2,983						
County: Platte	Install median guard cable from I-435 to Congress Ave.	Engineering:	0	10	163	0	0
Route: MO 152		R/W:	0	0	0	0	0
Job No.: 4S3207		Construction:	0	0	1,125	0	0
Length: 4.81	MPO: Y	FFOS:	0	0	0	0	0
Fund Cat: Safety	Fed: 1,167 State: 131 Local: 0	Payments:	0	0	0	0	0
Sec Cat: Safety	Awd Date: 2018 Anticipated Fed Cat: Safety						
TIP #: _____	Future Cost: 0 Estimate Total: 1,298						
County: Platte	Pavement improvements from Todd Creek to US 69 (Vivion Rd.). \$1,525,000 Open Container funds.	Engineering:	36	1,232	0	0	0
Route: IS 29		R/W:	0	0	0	0	0
Job No.: 4I3105		Construction:	0	11,880	0	0	0
Length: 12.27	MPO: Y	FFOS:	0	1,525	0	0	0
Fund Cat: Statewide Interstate And Major Bridge	Fed: 11,800 State: 1,312 Local: 0	Payments:	0	0	0	0	0
Sec Cat: Preventive Maint	Awd Date: Winter 17 Anticipated Fed Cat: NHPP Federal Oversight						
TIP #: 490147	Future Cost: 0 Estimate Total: 13,148						
County: Platte	Pavement improvements from I-29 to Cookingham Drive in Kansas City.	Engineering:	5	20	49	419	0
Route: IS 435		R/W:	0	0	0	0	0
Job No.: 4I3122		Construction:	0	0	0	5,625	0
Length: 6.09	MPO: Y	FFOS:	0	0	0	0	0
Fund Cat: Taking Care Of System	Fed: 4,890 State: 1,223 Local: 0	Payments:	0	0	0	0	0
Sec Cat: Preventive Maint	Awd Date: 2019 Anticipated Fed Cat: NHPP						
TIP #: 490146	Future Cost: 0 Estimate Total: 6,118						
County: Platte	Corridor improvements, including roadway widening and bicycle/pedestrian accommodations, from Rte. K to east of I-435 in Platte County. \$3,163,740 Cost Share, \$5,794,000 MARC STP-Urban and \$1,448,500 Platte County funds.	Engineering:	938	1,272	0	0	0
Route: MO 45		R/W:	1,145	0	0	0	0
Job No.: 4U1108C		Construction:	0	9,322	0	0	0
Length: 1.39	MPO: Y	FFOS:	1,145	9,262	0	0	0
Fund Cat: Flexible & Other	Fed: 8,476 State: 898 Local: 1,220	Payments:	0	0	0	0	0
Sec Cat: System Expansion	Awd Date: Summer 16 Anticipated Fed Cat: NHPP Federal Oversight						
TIP #: 490135	Future Cost: 0 Estimate Total: 12,677						

* Subject to the approval of the Transportation Improvement Plan by the governing Metropolitan Planning Organization.



2017-2021 Highway and Bridge Construction Schedule

Construction contingency applied to construction cost in the year the project is awarded.
 Three percent project growth factor compounded annually is applied to right-of-way and construction costs in program years 2, 3, 4, and 5.
 No inflation is applied to the Funding From Other Sources (FFOS) or Payments.
 Engineering includes PE costs, CE costs and R/W incidentals.

		STATE FISCAL YEAR PROJECT BUDGETING						
		Prior Prog.	7/2016-6/2017	7/2017-6/2018	7/2018-6/2019	7/2019-6/2020	7/2020-6/2021	
County: Platte	Install median guard cable from I-635 to Rte. 169.	Engineering:	0	5	66	0	0	0
Route: MO 9		R/W:	0	0	0	0	0	0
Job No.: 4S3208		Construction:	0	0	462	0	0	0
Length: 1.33	MPO: Y	FFOS:	0	0	0	0	0	0
Fund Cat: Safety	Fed: 479 State: 54 Local: 0	Payments:	0	0	0	0	0	0
Sec Cat: Urban Safety	Awd Date: 2018 Anticipated Fed Cat: Safety							
TIP #:	Future Cost: 0 Estimate Total: 533							
County: Platte	Pavement improvements from Rte. 371 in Platte City to Rte. DD. Includes Rte. 273 from Rte. 371 to Spur 92, Spur 92 from Rte. 273 to Rte. 92, and Rte. 92 from Spur 92 to Rte. DD. \$282,000 Open Container funds.	Engineering:	40	297	0	0	0	0
Route: MO 92		R/W:	0	0	0	0	0	0
Job No.: 4P3139		Construction:	0	3,571	0	0	0	0
Length: 15.24	MPO: Y	FFOS:	0	282	0	0	0	0
Fund Cat: Taking Care Of System	AC-State: 3,095 State: 773 Local: 0	Payments:	0	0	0	0	0	0
Sec Cat: Rehab And Reconst	Awd Date: Fall 16 Anticipated Fed Cat: NHPP							
TIP #:	Future Cost: 0 Estimate Total: 3,908							
County: Platte	Bridge improvements at Bee Creek. Project involves bridge H0917.	Engineering:	21	65	126	0	0	0
Route: RT Z		R/W:	0	0	0	0	0	0
Job No.: 4S2219		Construction:	0	0	877	0	0	0
Length: 0.10	MPO: Y	FFOS:	0	0	0	0	0	0
Fund Cat: Taking Care Of System	Fed: 854 State: 214 Local: 0	Payments:	0	0	0	0	0	0
Sec Cat: Preventive Maint	Awd Date: 2018 Anticipated Fed Cat: NHPP							
TIP #:	Future Cost: 0 Estimate Total: 1,089							
County: Various	Job Order Contracting for asphalt pavement repair at various interstate locations in the urban Kansas City District.	Engineering:	0	70	0	0	0	0
Route: Various		R/W:	0	0	0	0	0	0
Job No.: 0I3003F		Construction:	0	1,000	0	0	0	0
Length: 0.00	MPO: Y	FFOS:	0	0	0	0	0	0
Fund Cat: Statewide Interstate And Major Bridge	Fed: 963 State: 107 Local: 0	Payments:	0	0	0	0	0	0
Sec Cat: Preventive Maint	Awd Date: Spring 17 Anticipated Fed Cat: NHPP							
TIP #:	Future Cost: 0 Estimate Total: 1,070							
County: Various	Job Order Contracting for concrete pavement repair at various interstate locations in the urban Kansas City District.	Engineering:	0	70	0	0	0	0
Route: Various		R/W:	0	0	0	0	0	0
Job No.: 0I3003G		Construction:	0	1,000	0	0	0	0
Length: 0.00	MPO: Y	FFOS:	0	0	0	0	0	0
Fund Cat: Statewide Interstate And Major Bridge	Fed: 963 State: 107 Local: 0	Payments:	0	0	0	0	0	0
Sec Cat: Preventive Maint	Awd Date: Spring 17 Anticipated Fed Cat: NHPP							
TIP #:	Future Cost: 0 Estimate Total: 1,070							

* Subject to the approval of the Transportation Improvement Plan by the governing Metropolitan Planning Organization.



2017-2021 Highway and Bridge Construction Schedule

Construction contingency applied to construction cost in the year the project is awarded.
 Three percent project growth factor compounded annually is applied to right-of-way and construction costs in program years 2, 3, 4, and 5.
 No inflation is applied to the Funding From Other Sources (FFOS) or Payments.
 Engineering includes PE costs, CE costs and R/W incidentals.

						STATE FISCAL YEAR PROJECT BUDGETING						
						Prior Prog.	7/2016-6/2017	7/2017-6/2018	7/2018-6/2019	7/2019-6/2020	7/2020-6/2021	
County: Various	Route: Various	Safety projects at various locations in urban Kansas City District. \$2,558,000 Open Container funds.				Job No.: 0P3020E	Engineering:	0	0	0	0	0
Length: 0.00	MPO: Y					R/W:	0	0	0	0	0	
Fund Cat: Safety		Fed: 2,515	State: 280	Local: 0		Construction:	0	0	0	2,795	0	
Sec Cat: Safety	Awd Date: 2020	Anticipated Fed Cat: Safety				FFOS:	0	0	0	2,558	0	
TIP #:	Future Cost: 0	Estimate Total: 2,795				Payments:	0	0	0	0	0	
County: Various	Route: Various	Safety projects at various locations in the urban Kansas City District. \$2,558,000 Open Container funds.				Job No.: 0P3021E	Engineering:	0	0	0	0	
Length: 0.00	MPO: Y					R/W:	0	0	0	0	0	
Fund Cat: Safety		Fed: 2,591	State: 288	Local: 0		Construction:	0	0	0	0	2,879	
Sec Cat: Safety	Awd Date: 2021	Anticipated Fed Cat: Safety				FFOS:	0	0	0	0	2,558	
TIP #:	Future Cost: 0	Estimate Total: 2,879				Payments:	0	0	0	0	0	
County: Various	Route: Various	ADA Transition Plan improvements at various locations in the urban Kansas City District. \$838,000 from Statewide Transportation Alternatives funds.				Job No.: 0S3017E	Engineering:	0	0	0	0	
Length: 0.00	MPO: Y					R/W:	0	0	0	0	0	
Fund Cat: Taking Care Of System		Fed: 670	State: 168	Local: 0		Construction:	0	838	0	0	0	
Sec Cat: N- Ada Trans	Awd Date: 2017	Anticipated Fed Cat: S.T.P.				FFOS:	0	838	0	0	0	
TIP #:	Future Cost: 0	Estimate Total: 838				Payments:	0	0	0	0	0	
County: Various	Route: Various	ADA Transition Plan improvements at various locations in the urban Kansas City District. \$1,134,000 from Statewide Transportation Alternatives funds.				Job No.: 0S3018E	Engineering:	0	0	0	0	
Length: 0.00	MPO: Y					R/W:	0	0	0	0	0	
Fund Cat: Taking Care Of System		Fed: 934	State: 234	Local: 0		Construction:	0	0	1,168	0	0	
Sec Cat: N- Ada Trans	Awd Date: 2018	Anticipated Fed Cat: S.T.P.				FFOS:	0	0	1,134	0	0	
TIP #:	Future Cost: 0	Estimate Total: 1,168				Payments:	0	0	0	0	0	
County: Various	Route: Various	ADA Transition Plan improvements at various locations in the urban Kansas City District. \$1,000,000 from Statewide Transportation Alternatives funds.				Job No.: 0S3019E	Engineering:	0	0	0	0	
Length: 0.00	MPO: Y					R/W:	0	0	0	0	0	
Fund Cat: Taking Care Of System		Fed: 1,265	State: 316	Local: 0		Construction:	0	0	0	1,581	0	
Sec Cat: N- Ada Trans	Awd Date: 2019	Anticipated Fed Cat: S.T.P.				FFOS:	0	0	0	1,490	0	
TIP #:	Future Cost: 0	Estimate Total: 1,581				Payments:	0	0	0	0	0	

* Subject to the approval of the Transportation Improvement Plan by the governing Metropolitan Planning Organization.



2017-2021 Highway and Bridge Construction Schedule

Construction contingency applied to construction cost in the year the project is awarded.
 Three percent project growth factor compounded annually is applied to right-of-way and construction costs in program years 2, 3, 4, and 5.
 No inflation is applied to the Funding From Other Sources (FFOS) or Payments.
 Engineering includes PE costs, CE costs and R/W incidentals.

						STATE FISCAL YEAR PROJECT BUDGETING					
						Prior Prog.	7/2016-6/2017	7/2017-6/2018	7/2018-6/2019	7/2019-6/2020	7/2020-6/2021
County: Various	Route: Various	ADA Transition Plan improvements at various locations in the urban Kansas City District. \$1,528,000 from Statewide Transportation Alternatives funds.				Engineering:	0	0	0	0	0
Job No.: 0S3020E					R/W:	0	0	0	0	0	
Length: 0.00	MPO: N				Construction:	0	0	0	1,670	0	
Fund Cat: Taking Care Of System		Fed: 1,336	State: 334	Local: 0	FFOS:	0	0	0	1,528	0	
Sec Cat: N- Ada Trans	Awd Date: 2020	Anticipated Fed Cat: S.T.P.			Payments:	0	0	0	0	0	
TIP #: Future Cost: 0		Estimate Total: 1,670									
County: Various	Route: Various	ADA Transition Plan improvements at various locations in the urban Kansas City District. \$1,528,000 from Statewide Transportation Alternatives funds.				Engineering:	0	0	0	0	
Job No.: 0S3021E					R/W:	0	0	0	0	0	
Length: 0.00	MPO: Y				Construction:	0	0	0	0	1,720	
Fund Cat: Taking Care Of System		Fed: 1,376	State: 344	Local: 0	FFOS:	0	0	0	0	1,528	
Sec Cat: N- Ada Trans	Awd Date: 2021	Anticipated Fed Cat: S.T.P.			Payments:	0	0	0	0	0	
TIP #: Future Cost: 0		Estimate Total: 1,720									
County: Various	Route: Various	Job Order Contracting for guard cable and guardrail repair at various locations in the urban Kansas City District.				Engineering:	10	329	0	0	0
Job No.: 4I3011					R/W:	0	0	0	0	0	
Length: 0.00	MPO: Y				Construction:	0	3,843	0	0	0	
Fund Cat: Taking Care Of System		Fed: 3,337	State: 835	Local: 0	FFOS:	0	0	0	0	0	
Sec Cat: Routine Maintenance	Awd Date: Spring 17	Anticipated Fed Cat: S.T.P.			Payments:	0	0	0	0	0	
TIP #: 990206	Future Cost: 0	Estimate Total: 4,182									
County: Various	Route: Various	Job Order Contracting for bridge repairs at various locations in the urban Kansas City District.				Engineering:	0	0	0	122	0
Job No.: 4I3019					R/W:	0	0	0	0	0	
Length: 0.00	MPO: Y				Construction:	0	0	0	1,591	0	
Fund Cat: Taking Care Of System		AC-State: 1,541	State: 172	Local: 0	FFOS:	0	0	0	0	0	
Sec Cat: Rehab And Reconst	Awd Date: 2019	Anticipated Fed Cat: NHPP			Payments:	0	0	0	0	0	
TIP #: 990207	Future Cost: 0	Estimate Total: 1,713									
County: Various	Route: Various	Job Order Contracting for guard cable and guardrail repair at various locations in the urban Kansas City District.				Engineering:	1	1	371	0	0
Job No.: 4I3042					R/W:	0	0	0	0	0	
Length: 0.00	MPO: Y				Construction:	0	0	4,355	0	0	
Fund Cat: Taking Care Of System		Fed: 3,782	State: 945	Local: 0	FFOS:	0	0	0	0	0	
Sec Cat: Routine Maintenance	Awd Date: 2018	Anticipated Fed Cat: S.T.P.			Payments:	0	0	0	0	0	
TIP #: 990208	Future Cost: 0	Estimate Total: 4,728									

* Subject to the approval of the Transportation Improvement Plan by the governing Metropolitan Planning Organization.



2017-2021 Highway and Bridge Construction Schedule

Construction contingency applied to construction cost in the year the project is awarded.
 Three percent project growth factor compounded annually is applied to right-of-way and construction costs in program years 2, 3, 4, and 5.
 No inflation is applied to the Funding From Other Sources (FFOS) or Payments.
 Engineering includes PE costs, CE costs and R/W incidentals.

						STATE FISCAL YEAR PROJECT BUDGETING						
						Prior Prog.	7/2016-6/2017	7/2017-6/2018	7/2018-6/2019	7/2019-6/2020	7/2020-6/2021	
County: Various	Job Order Contracting for lighting repair at various locations in the urban Kansas City District.	Route: Various				Engineering:	0	46	0	0	0	0
Job No.: 413150						R/W:	0	0	0	0	0	0
Length: 0.00	MPO: Y					Construction:	0	408	0	0	0	0
Fund Cat: Taking Care Of System		Fed: 0	State: 454	Local: 0		FFOS:	0	0	0	0	0	0
Sec Cat: Routine Maintenance	Awd Date: Spring 17	Anticipated Fed Cat: State				Payments:	0	0	0	0	0	0
TIP #: Future Cost: 0		Estimate Total: 454										
County: Various	Job Order Contracting for guard cable and guardrail repair at various locations in the urban Kansas City District.	Route: Various				Engineering:	0	0	46	364	0	0
Job No.: 413154						R/W:	0	0	0	0	0	0
Length: 0.00	MPO: Y					Construction:	0	0	0	4,933	0	0
Fund Cat: Taking Care Of System		Fed: 4,274	State: 1,069	Local: 0		FFOS:	0	0	0	0	0	0
Sec Cat: Routine Maintenance	Awd Date: 2019	Anticipated Fed Cat: S.T.P.				Payments:	0	0	0	0	0	0
TIP #: Future Cost: 0		Estimate Total: 5,343										
County: Various	Job Order Contracting for guard cable and guardrail repair at various locations in the urban Kansas City District.	Route: Various				Engineering:	0	0	0	50	401	0
Job No.: 413155						R/W:	0	0	0	0	0	0
Length: 0.00	MPO: Y					Construction:	0	0	0	0	5,589	0
Fund Cat: Taking Care Of System		Fed: 4,832	State: 1,208	Local: 0		FFOS:	0	0	0	0	0	0
Sec Cat: Routine Maintenance	Awd Date: 2020	Anticipated Fed Cat: S.T.P.				Payments:	0	0	0	0	0	0
TIP #: Future Cost: 0		Estimate Total: 6,040										
County: Various	Bridge slope protection repairs at various locations in the urban Kansas City District.	Route: Various				Engineering:	0	59	0	0	0	0
Job No.: 413164						R/W:	0	0	0	0	0	0
Length: 0.00	MPO: Y					Construction:	0	500	0	0	0	0
Fund Cat: Taking Care Of System		Fed: 447	State: 112	Local: 0		FFOS:	0	0	0	0	0	0
Sec Cat: Rehab And Reconst	Awd Date: Fall 16	Anticipated Fed Cat: NHPP				Payments:	0	0	0	0	0	0
TIP #: Future Cost: 0		Estimate Total: 559										
County: Various	Job Order Contracting for guard cable and guardrail repair at various locations in the urban Kansas City District.	Route: Various				Engineering:	0	0	0	0	45	429
Job No.: 413172						R/W:	0	0	0	0	0	0
Length: 0.00	MPO: Y					Construction:	0	0	0	0	0	6,045
Fund Cat: Taking Care Of System		Fed: 5,215	State: 1,304	Local: 0		FFOS:	0	0	0	0	0	0
Sec Cat: Routine Maintenance	Awd Date: 2021	Anticipated Fed Cat: S.T.P.				Payments:	0	0	0	0	0	0
TIP #: Future Cost: 0		Estimate Total: 6,519										

* Subject to the approval of the Transportation Improvement Plan by the governing Metropolitan Planning Organization.



2017-2021 Highway and Bridge Construction Schedule

Construction contingency applied to construction cost in the year the project is awarded.
 Three percent project growth factor compounded annually is applied to right-of-way and construction costs in program years 2, 3, 4, and 5.
 No inflation is applied to the Funding From Other Sources (FFOS) or Payments.
 Engineering includes PE costs, CE costs and R/W incidentals.

						STATE FISCAL YEAR PROJECT BUDGETING						
						Prior Prog.	7/2016-6/2017	7/2017-6/2018	7/2018-6/2019	7/2019-6/2020	7/2020-6/2021	
County:	Various	Job Order Contracting for lighting repair at various locations in the urban Kansas City District.				Engineering:	0	8	31	0	0	0
Route:	Various					R/W:	0	0	0	0	0	
Job No.:	413173					Construction:	0	0	315	0	0	
Length:	0.00	MPO:	Y			FFOS:	0	0	0	0	0	
Fund Cat:	Taking Care Of System	Fed:	0	State:	354	Local:	0					
Sec Cat:	Routine Maintenance	Awd Date:	2018	Anticipated Fed Cat:	State	Payments:	0	0	0	0	0	
TIP #:		Future Cost:	0	Estimate Total:	354							
County:	Various	Job Order Contracting for lighting repair at various locations in the urban Kansas City District.				Engineering:	0	0	8	31	0	0
Route:	Various					R/W:	0	0	0	0	0	
Job No.:	413174					Construction:	0	0	0	325	0	
Length:	0.00	MPO:	Y			FFOS:	0	0	0	0	0	
Fund Cat:	Taking Care Of System	Fed:	0	State:	364	Local:	0					
Sec Cat:	Routine Maintenance	Awd Date:	2019	Anticipated Fed Cat:	State	Payments:	0	0	0	0	0	
TIP #:		Future Cost:	0	Estimate Total:	364							
County:	Various	Job Order Contracting for bridge repairs at various locations in the urban Kansas City District.				Engineering:	0	0	0	0	122	0
Route:	Various					R/W:	0	0	0	0	0	
Job No.:	413175					Construction:	0	0	0	0	1,672	
Length:	0.00	MPO:	Y			FFOS:	0	0	0	0	0	
Fund Cat:	Taking Care Of System	Fed:	1,614	State:	180	Local:	0					
Sec Cat:	Preventive Maint	Awd Date:	2020	Anticipated Fed Cat:	NHPP	Payments:	0	0	0	0	0	
TIP #:		Future Cost:	0	Estimate Total:	1,794							
County:	Various	Job Order Contracting for bridge repairs at various locations in the urban Kansas City District.				Engineering:	0	0	0	0	0	122
Route:	Various					R/W:	0	0	0	0	0	
Job No.:	413176					Construction:	0	0	0	0	0	1,722
Length:	0.00	MPO:	Y			FFOS:	0	0	0	0	0	
Fund Cat:	Taking Care Of System	Fed:	1,659	State:	185	Local:	0					
Sec Cat:	Preventive Maint	Awd Date:	2021	Anticipated Fed Cat:	NHPP	Payments:	0	0	0	0	0	
TIP #:		Future Cost:	0	Estimate Total:	1,844							
County:	Various	Job Order Contracting for asphalt pavement repair at various major route locations in the urban Kansas City District.				Engineering:	1	40	0	0	0	0
Route:	Various					R/W:	0	0	0	0	0	
Job No.:	4P3060					Construction:	0	500	0	0	0	
Length:	0.00	MPO:	Y			FFOS:	0	0	0	0	0	
Fund Cat:	Taking Care Of System	Fed:	432	State:	108	Local:	0					
Sec Cat:	Low Type Resurfacing	Awd Date:	Spring 17	Anticipated Fed Cat:	NHPP	Payments:	0	0	0	0	0	
TIP #:	990221	Future Cost:	0	Estimate Total:	541							

* Subject to the approval of the Transportation Improvement Plan by the governing Metropolitan Planning Organization.



2017-2021 Highway and Bridge Construction Schedule

Construction contingency applied to construction cost in the year the project is awarded.
 Three percent project growth factor compounded annually is applied to right-of-way and construction costs in program years 2, 3, 4, and 5.
 No inflation is applied to the Funding From Other Sources (FFOS) or Payments.
 Engineering includes PE costs, CE costs and R/W incidentals.

						STATE FISCAL YEAR PROJECT BUDGETING							
						Prior Prog.	7/2016-6/2017	7/2017-6/2018	7/2018-6/2019	7/2019-6/2020	7/2020-6/2021		
County: Various	Route: Various	Job Order Contracting for concrete pavement repair at various major route locations in the urban Kansas City District.				Job No.: 4P3061	Engineering:	1	40	0	0	0	0
Length: 0.00	MPO: Y						R/W:	0	0	0	0	0	0
Fund Cat: Taking Care Of System	Fed: 432 State: 108 Local: 0					Construction:	0	500	0	0	0	0	
Sec Cat: Low Type Resurfacing	Awd Date: Spring 17	Anticipated Fed Cat: NHPP					FFOS:	0	0	0	0	0	0
TIP #: 990222	Future Cost: 0	Estimate Total: 541					Payments:	0	0	0	0	0	0
County: Various	Route: Various	Job Order Contracting for bridge repairs at various locations in the urban Kansas City District.				Job No.: 4P3062	Engineering:	10	120	0	0	0	0
Length: 0.00	MPO: Y						R/W:	0	0	0	0	0	0
Fund Cat: Taking Care Of System	Fed: 1,296 State: 324 Local: 0					Construction:	0	1,500	0	0	0	0	
Sec Cat: Preventive Maint	Awd Date: Spring 17	Anticipated Fed Cat: NHPP					FFOS:	0	0	0	0	0	0
TIP #: 990223	Future Cost: 0	Estimate Total: 1,630					Payments:	0	0	0	0	0	0
County: Various	Route: Various	Job Order Contracting for asphalt pavement repair at various major route locations in the urban Kansas City District.				Job No.: 4P3063	Engineering:	1	1	40	0	0	0
Length: 0.00	MPO: Y						R/W:	0	0	0	0	0	0
Fund Cat: Taking Care Of System	Fed: 445 State: 111 Local: 0					Construction:	0	0	515	0	0	0	
Sec Cat: Low Type Resurfacing	Awd Date: 2018	Anticipated Fed Cat: NHPP					FFOS:	0	0	0	0	0	0
TIP #: 990224	Future Cost: 0	Estimate Total: 557					Payments:	0	0	0	0	0	0
County: Various	Route: Various	Job Order Contracting for concrete pavement repair at various major route locations in the urban Kansas City District.				Job No.: 4P3064	Engineering:	2	2	40	0	0	0
Length: 0.00	MPO: Y						R/W:	0	0	0	0	0	0
Fund Cat: Taking Care Of System	Fed: 446 State: 111 Local: 0					Construction:	0	0	515	0	0	0	
Sec Cat: Low Type Resurfacing	Awd Date: 2018	Anticipated Fed Cat: NHPP					FFOS:	0	0	0	0	0	0
TIP #: 990225	Future Cost: 0	Estimate Total: 559					Payments:	0	0	0	0	0	0
County: Various	Route: Various	Job Order Contracting for bridge repairs at various locations in the urban Kansas City District.				Job No.: 4P3065	Engineering:	10	10	120	0	0	0
Length: 0.00	MPO: Y						R/W:	0	0	0	0	0	0
Fund Cat: Taking Care Of System	Fed: 1,340 State: 335 Local: 0					Construction:	0	0	1,545	0	0	0	
Sec Cat: Preventive Maint	Awd Date: 2018	Anticipated Fed Cat: NHPP					FFOS:	0	0	0	0	0	0
TIP #: 990226	Future Cost: 0	Estimate Total: 1,685					Payments:	0	0	0	0	0	0

* Subject to the approval of the Transportation Improvement Plan by the governing Metropolitan Planning Organization.



2017-2021 Highway and Bridge Construction Schedule

Construction contingency applied to construction cost in the year the project is awarded.
 Three percent project growth factor compounded annually is applied to right-of-way and construction costs in program years 2, 3, 4, and 5.
 No inflation is applied to the Funding From Other Sources (FFOS) or Payments.
 Engineering includes PE costs, CE costs and R/W incidentals.

						STATE FISCAL YEAR PROJECT BUDGETING					
						Prior Prog.	7/2016-6/2017	7/2017-6/2018	7/2018-6/2019	7/2019-6/2020	7/2020-6/2021
County: Various	Route: Various	Job No.: 4P3117	Job Order Contracting for fence repair at various locations in the urban Kansas City District.			Engineering: 2	10	0	0	0	0
Length: 0.00	MPO: Y	Fund Cat: Taking Care Of System	Fed: 0	State: 112	Local: 0	R/W: 0	0	0	0	0	
Sec Cat: Routine Maintenance	Awd Date: Spring 17	Anticipated Fed Cat: State	TIP #: Future Cost: 0 Estimate Total: 114			Construction: 0	102	0	0	0	
						FFOS: 0	0	0	0	0	
						Payments: 0	0	0	0	0	
County: Various	Route: Various	Job No.: 4P3118	Job Order Contracting for fence repair at various locations in the urban Kansas City District.			Engineering: 2	2	10	0	0	
Length: 0.00	MPO: Y	Fund Cat: Taking Care Of System	Fed: 0	State: 117	Local: 0	R/W: 0	0	0	0	0	
Sec Cat: Routine Maintenance	Awd Date: 2018	Anticipated Fed Cat: State	TIP #: Future Cost: 0 Estimate Total: 119			Construction: 0	0	105	0	0	
						FFOS: 0	0	0	0	0	
						Payments: 0	0	0	0	0	
County: Various	Route: Various	Job No.: 4P3142	Signal improvements at various locations in Clay, Platte and Jackson counties in the urban Kansas City District. \$450,000 Open Container Funds, \$50,000 District Operations Budget.			Engineering: 25	44	0	0	0	
Length: 0.00	MPO: Y	Fund Cat: Taking Care Of System	AC-State: 435	State: 109	Local: 0	R/W: 0	0	0	0	0	
Sec Cat: Systems Operations	Awd Date: Summer 16	Anticipated Fed Cat: S.T.P.	TIP #: Future Cost: 0 Estimate Total: 569			Construction: 0	500	0	0	0	
						FFOS: 0	500	0	0	0	
						Payments: 0	0	0	0	0	
County: Various	Route: Various	Job No.: 4P3163	Signal improvements at various locations in the urban Kansas City District.			Engineering: 0	6	19	0	0	
Length: 0.00	MPO: Y	Fund Cat: Taking Care Of System	Fed: 185	State: 46	Local: 0	R/W: 0	0	0	0	0	
Sec Cat: Systems Operations	Awd Date: 2018	Anticipated Fed Cat: S.T.P.	TIP #: Future Cost: 0 Estimate Total: 231			Construction: 0	0	206	0	0	
						FFOS: 0	0	0	0	0	
						Payments: 0	0	0	0	0	
County: Various	Route: Various	Job No.: 4P3171	Job Order Contracting for fence repair at various locations in the urban Kansas City District.			Engineering: 0	0	2	9	0	
Length: 0.00	MPO: Y	Fund Cat: Taking Care Of System	Fed: 0	State: 119	Local: 0	R/W: 0	0	0	0	0	
Sec Cat: Routine Maintenance	Awd Date: 2019	Anticipated Fed Cat: State	TIP #: Future Cost: 0 Estimate Total: 119			Construction: 0	0	0	108	0	
						FFOS: 0	0	0	0	0	
						Payments: 0	0	0	0	0	

* Subject to the approval of the Transportation Improvement Plan by the governing Metropolitan Planning Organization.



2017-2021 Highway and Bridge Construction Schedule

Construction contingency applied to construction cost in the year the project is awarded.
 Three percent project growth factor compounded annually is applied to right-of-way and construction costs in program years 2, 3, 4, and 5.
 No inflation is applied to the Funding From Other Sources (FFOS) or Payments.
 Engineering includes PE costs, CE costs and R/W incidentals.

						STATE FISCAL YEAR PROJECT BUDGETING							
						Prior Prog.	7/2016-6/2017	7/2017-6/2018	7/2018-6/2019	7/2019-6/2020	7/2020-6/2021		
County: Various	Route: Various	Job Order Contracting for asphalt pavement repair at various major route locations in the urban Kansas City District.				Job No.: 4P3183	Engineering:	0	0	1	40	0	0
Length: 0.00	MPO: Y						R/W:	0	0	0	0	0	0
Fund Cat: Taking Care Of System	Fed: 466	State: 116	Local: 0			Construction:	0	0	0	541	0	0	
Sec Cat: Preventive Maint	Awd Date: 2019	Anticipated Fed Cat: S.T.P.				FFOS:	0	0	0	0	0	0	
TIP #:	Future Cost: 0	Estimate Total: 582				Payments:	0	0	0	0	0	0	
County: Various	Route: Various	Job Order Contracting for asphalt pavement repairs at various major route locations in the urban Kansas City District.				Job No.: 4P3184	Engineering:	0	0	0	1	40	0
Length: 0.00	MPO: Y						R/W:	0	0	0	0	0	0
Fund Cat: Taking Care Of System	Fed: 479	State: 119	Local: 0			Construction:	0	0	0	0	557	0	
Sec Cat: Preventive Maint	Awd Date: 2020	Anticipated Fed Cat: S.T.P.				FFOS:	0	0	0	0	0	0	
TIP #:	Future Cost: 0	Estimate Total: 598				Payments:	0	0	0	0	0	0	
County: Various	Route: Various	Job Order Contracting for asphalt pavement repairs at various major route locations in the urban Kansas City District.				Job No.: 4P3185	Engineering:	0	0	0	0	1	40
Length: 0.00	MPO: Y						R/W:	0	0	0	0	0	0
Fund Cat: Taking Care Of System	Fed: 492	State: 123	Local: 0			Construction:	0	0	0	0	0	574	
Sec Cat: Preventive Maint	Awd Date: 2021	Anticipated Fed Cat: S.T.P.				FFOS:	0	0	0	0	0	0	
TIP #:	Future Cost: 0	Estimate Total: 615				Payments:	0	0	0	0	0	0	
County: Various	Route: Various	Job Order Contracting for concrete pavement repair at various major route locations in the urban Kansas City District.				Job No.: 4P3186	Engineering:	0	0	2	40	0	0
Length: 0.00	MPO: Y						R/W:	0	0	0	0	0	0
Fund Cat: Taking Care Of System	Fed: 467	State: 116	Local: 0			Construction:	0	0	0	541	0	0	
Sec Cat: Preventive Maint	Awd Date: 2019	Anticipated Fed Cat: S.T.P.				FFOS:	0	0	0	0	0	0	
TIP #:	Future Cost: 0	Estimate Total: 583				Payments:	0	0	0	0	0	0	
County: Various	Route: Various	Job Order Contracting for concrete pavement repair at various major route locations in the urban Kansas City District.				Job No.: 4P3187	Engineering:	0	0	0	2	40	0
Length: 0.00	MPO: Y						R/W:	0	0	0	0	0	0
Fund Cat: Taking Care Of System	Fed: 480	State: 119	Local: 0			Construction:	0	0	0	0	557	0	
Sec Cat: Preventive Maint	Awd Date: 2020	Anticipated Fed Cat: S.T.P.				FFOS:	0	0	0	0	0	0	
TIP #:	Future Cost: 0	Estimate Total: 599				Payments:	0	0	0	0	0	0	

* Subject to the approval of the Transportation Improvement Plan by the governing Metropolitan Planning Organization.



2017-2021 Highway and Bridge Construction Schedule

Construction contingency applied to construction cost in the year the project is awarded.

Three percent project growth factor compounded annually is applied to right-of-way and construction costs in program years 2, 3, 4, and 5.

No inflation is applied to the Funding From Other Sources (FFOS) or Payments.

Engineering includes PE costs, CE costs and R/W incidentals.

						STATE FISCAL YEAR PROJECT BUDGETING						
						Prior Prog.	7/2016-6/2017	7/2017-6/2018	7/2018-6/2019	7/2019-6/2020	7/2020-6/2021	
County:	Various	Job Order Contracting for concrete pavement repair at various major route locations in the urban Kansas City District.				Engineering:	0	0	0	0	2	40
Route:	Various					R/W:	0	0	0	0	0	0
Job No.:	4P3188					Construction:	0	0	0	0	0	574
Length:	0.00	MPO:	Y			FFOS:	0	0	0	0	0	0
Fund Cat:	Taking Care Of System	Fed:	493	State:	123	Local:	0					
Sec Cat:	Preventive Maint	Awd Date:	2021	Anticipated Fed Cat:	S.T.P.	Payments:	0	0	0	0	0	0
TIP #:		Future Cost:	0	Estimate Total:	616							
County:	Various	Install chevron signs at various locations in the urban Kansas City District.				Engineering:	0	10	17	0	0	0
Route:	Various					R/W:	0	0	0	0	0	0
Job No.:	4S3209					Construction:	0	0	105	0	0	0
Length:	0.00	MPO:	Y			FFOS:	0	0	0	0	0	0
Fund Cat:	Safety	Fed:	118	State:	14	Local:	0					
Sec Cat:	Safety	Awd Date:	2018	Anticipated Fed Cat:	Safety	Payments:	0	0	0	0	0	0
TIP #:		Future Cost:	0	Estimate Total:	132							

* Subject to the approval of the Transportation Improvement Plan by the governing Metropolitan Planning Organization.



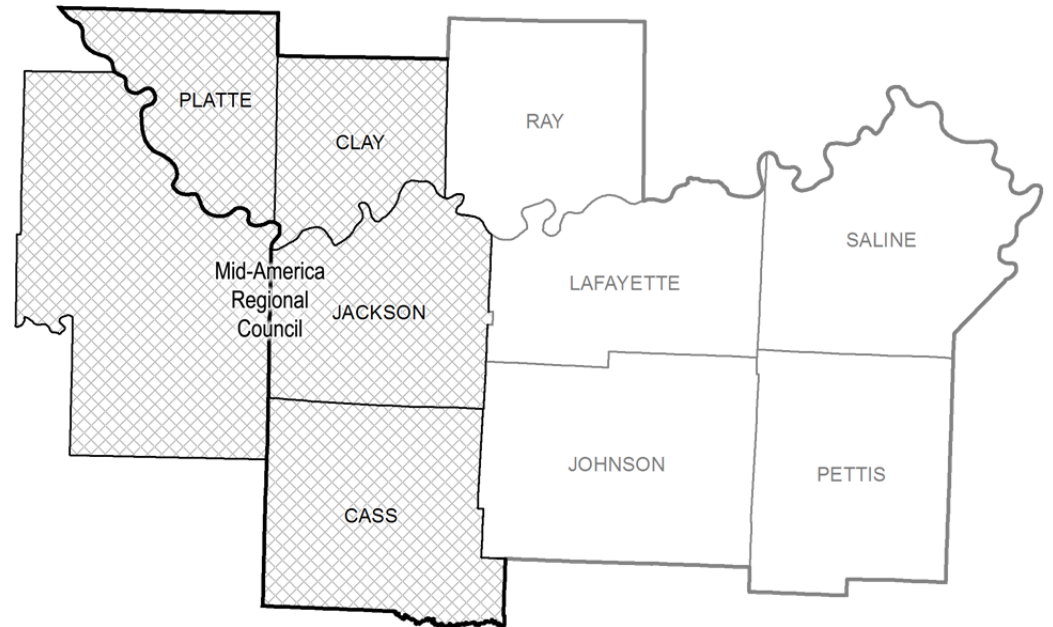
2017-2021 Highway and Bridge Construction Schedule

Construction contingency applied to construction cost in the year the project is awarded.
 Three percent project growth factor compounded annually is applied to right-of-way and construction costs in program years 2, 3, 4, and 5.
 No inflation is applied to the Funding From Other Sources (FFOS) or Payments.
 Engineering includes PE costs, CE costs and R/W incidentals.

STATE FISCAL YEAR PROJECT BUDGETING						
	Prior Prog.	7/2016-6/2017	7/2017-6/2018	7/2018-6/2019	7/2019-6/2020	7/2020-6/2021
FFOS:	2,439	30,765	3,980	4,048	4,086	4,086
Total R/W:	2,575	86	5	0	0	0
Total Construction:	0	153,142	134,252	107,835	12,840	13,514
Paybacks:	0	0	0	0	0	0
Sub-Total:	2,575	153,228	134,257	107,835	12,840	13,514
Total Engineering:	8,412	23,801	15,680	8,661	651	631
Grand Total:	10,987	177,029	149,937	116,496	13,491	14,145
		2017	2018	2019	2020	2021
State	23,843	22,362	17,744	2,239	2,358	
AC-State	5,303	0	1,541	0	0	
Local	7,417	0	0	0	0	
Sub-total State	36,563	22,362	19,285	2,239	2,358	
Federal						
Sub-total Federal	140,466	127,575	97,211	11,252	11,787	
Grand Total	177,029	149,937	116,496	13,491	14,145	

Project Count: 107

* Subject to the approval of the Transportation Improvement Plan by the governing Metropolitan Planning Organization.



MoDOT's Kansas City District
TMA: Mid-America Regional Council

PAYMENT PROJECTS

(Note: The following MoDOT projects are located inside the Kansas City Metropolitan Planning area boundary.)



2017-2021 Highway and Bridge Construction Schedule

Construction contingency applied to construction cost in the year the project is awarded.
 Three percent project growth factor compounded annually is applied to right-of-way and construction costs in program years 2, 3, 4, and 5.
 No inflation is applied to the Funding From Other Sources (FFOS) or Payments.
 Engineering includes PE costs, CE costs and R/W incidentals.

						STATE FISCAL YEAR PROJECT BUDGETING							
						Prior Prog.	7/2016-6/2017	7/2017-6/2018	7/2018-6/2019	7/2019-6/2020	7/2020-6/2021		
County: Jackson	Route: IS 670	Job No.: 4P2316	Length: 0.08	MPO: Y	Fund Cat: Taking Care Of System	Payback to Kansas City in SFY 2019 for the replacement of Wyandotte and Central bridges from Central Street to Wyandotte Street. Project involves bridges A1121 and BH002.	Engineering: 3	0	0	0	0	0	0
Sec Cat: Rehab And Reconst	Awd Date: N/A	Anticipated Fed Cat: State	Fed: 0	State: 7,500	Local: 0	R/W: 0	0	0	0	0	0	0	0
TIP #: 690407	Future Cost: 0	Estimate Total: 7,503	Construction: 0	0	0	0	0	0	0	0	0	0	0
Sec Cat: FFOS			0	0	0	0	0	0	0	0	0	0	0
Payments: 0	0	0	7,500	0	0	0	0	0	0	0	0	0	0
County: Various	Route: Various	Job No.: 4I3010	Length: 0.00	MPO: Y	Fund Cat: Flexible & Other	Motorist Assist operations and staff in the urban Kansas City District. These funds will be transferred to the District Operations budget.	Engineering: 0	0	0	0	0	0	0
Sec Cat: Systems Operations	Awd Date: N/A	Anticipated Fed Cat: S.T.P.	Fed: 1,308	State: 327	Local: 0	R/W: 0	0	0	0	0	0	0	0
TIP #: 990228	Future Cost: 0	Estimate Total: 1,635	Construction: 0	0	0	0	0	0	0	0	0	0	0
Sec Cat: FFOS			0	0	0	0	0	0	0	0	0	0	0
Payments: 0	1,635	0	0	0	0	0	0	0	0	0	0	0	0
County: Various	Route: Various	Job No.: 4I3044	Length: 0.00	MPO: Y	Fund Cat: Safety	On-call work zone enforcement at various locations in the urban Kansas City District.	Engineering: 0	0	0	0	0	0	0
Sec Cat: Urban Safety	Awd Date: N/A	Anticipated Fed Cat: Safety	Fed: 146	State: 16	Local: 0	R/W: 0	0	0	0	0	0	0	0
TIP #: 990231	Future Cost: 0	Estimate Total: 162	Construction: 0	0	0	0	0	0	0	0	0	0	0
Sec Cat: FFOS			0	0	0	0	0	0	0	0	0	0	0
Payments: 0	162	0	0	0	0	0	0	0	0	0	0	0	0
County: Various	Route: Various	Job No.: 4I3045	Length: 0.00	MPO: Y	Fund Cat: Safety	On-call work zone enforcement at various locations in the urban Kansas City District.	Engineering: 0	0	0	0	0	0	0
Sec Cat: Urban Safety	Awd Date: N/A	Anticipated Fed Cat: Safety	Fed: 146	State: 16	Local: 0	R/W: 0	0	0	0	0	0	0	0
TIP #: 990232	Future Cost: 0	Estimate Total: 162	Construction: 0	0	0	0	0	0	0	0	0	0	0
Sec Cat: FFOS			0	0	0	0	0	0	0	0	0	0	0
Payments: 0	0	162	0	0	0	0	0	0	0	0	0	0	0
County: Various	Route: Various	Job No.: 4I3191	Length: 0.00	MPO: Y	Fund Cat: Safety	On-call work zone enforcement at various locations in the urban Kansas City District.	Engineering: 0	0	0	0	0	0	0
Sec Cat: Urban Safety	Awd Date: N/A	Anticipated Fed Cat: Safety	Fed: 146	State: 16	Local: 0	R/W: 0	0	0	0	0	0	0	0
TIP #: 990232	Future Cost: 0	Estimate Total: 162	Construction: 0	0	0	0	0	0	0	0	0	0	0
Sec Cat: FFOS			0	0	0	0	0	0	0	0	0	0	0
Payments: 0	0	0	162	0	0	0	0	0	0	0	0	0	0

* Subject to the approval of the Transportation Improvement Plan by the governing Metropolitan Planning Organization.



2017-2021 Highway and Bridge Construction Schedule

Construction contingency applied to construction cost in the year the project is awarded.

Three percent project growth factor compounded annually is applied to right-of-way and construction costs in program years 2, 3, 4, and 5.

No inflation is applied to the Funding From Other Sources (FFOS) or Payments.

Engineering includes PE costs, CE costs and R/W incidentals.

						STATE FISCAL YEAR PROJECT BUDGETING								
						Prior Prog.	7/2016-6/2017	7/2017-6/2018	7/2018-6/2019	7/2019-6/2020	7/2020-6/2021			
County: Various	On-call work zone enforcement at various locations in the urban Kansas City District.					Engineering:	0	0	0	0	0	0		
Route: Various						R/W:	0	0	0	0	0			
Job No.: 413192						Construction:	0	0	0	0	0			
Length: 0.00	MPO: Y					FFOS:	0	0	0	0	0			
Fund Cat: Safety					Fed: 146	State: 16	Local: 0							
Sec Cat: Urban Safety	Awd Date: N/A	Anticipated Fed Cat: Safety												
TIP #: Future Cost: 0	Estimate Total: 162				Payments:	0	0	0	0	162	0			
County: Various	On-call work zone enforcement at various locations in the urban Kansas City District.					Engineering:	0	0	0	0	0			
Route: Various						R/W:	0	0	0	0	0			
Job No.: 413193						Construction:	0	0	0	0	0			
Length: 0.00	MPO: Y					FFOS:	0	0	0	0	0			
Fund Cat: Safety					Fed: 146	State: 16	Local: 0							
Sec Cat: Urban Safety	Awd Date: N/A	Anticipated Fed Cat: Safety												
TIP #: Future Cost: 0	Estimate Total: 162				Payments:	0	0	0	0	0	162			
County: Various	ITS operations, staffing and equipment for the KC Scout Intelligent Transportation System at the Transportation Management Center (TMC) building. \$2.305 million transferring to MoDOT's operations budget. \$1.705 million from KDOT.					Engineering:	0	0	0	0	0			
Route: Various						R/W:	0	0	0	0	0			
Job No.: 4Q3000						Construction:	0	0	0	0	0			
Length: 0.00	MPO: N					FFOS:	0	1,705	0	0	0			
Fund Cat: Flexible & Other					Fed: 2,400	State: 0	Local: 1,705							
Sec Cat: Systems Operations	Awd Date: N/A	Anticipated Fed Cat: S.T.P.												
TIP #: 990192	Future Cost: 0				Estimate Total: 4,105				Payments:	0	4,105	0	0	0
County: Various	ITS operations, staffing and equipment for the KC Scout Intelligent Transportation System at the Transportation Management Center (TMC) building. \$2.305 million to District Operations Budget. \$1.705 million from KDOT.					Engineering:	0	0	0	0	0			
Route: Various						R/W:	0	0	0	0	0			
Job No.: 4Q3040						Construction:	0	0	0	0	0			
Length: 0.00	MPO: Y					FFOS:	0	0	1,705	0	0			
Fund Cat: Flexible & Other					Fed: 2,400	State: 0	Local: 1,705							
Sec Cat: Systems Operations	Awd Date: N/A	Anticipated Fed Cat: S.T.P.												
TIP #: 990235	Future Cost: 0				Estimate Total: 4,105				Payments:	0	0	4,105	0	0
County: Various	Motorist Assist operations and staff in the urban Kansas City District. These funds will be transferred to the District Operations budget.					Engineering:	0	0	0	0	0			
Route: Various						R/W:	0	0	0	0	0			
Job No.: 4Q3041						Construction:	0	0	0	0	0			
Length: 0.00	MPO: Y					FFOS:	0	0	0	0	0			
Fund Cat: Flexible & Other					Fed: 1,308	State: 327	Local: 0							
Sec Cat: Systems Operations	Awd Date: N/A	Anticipated Fed Cat: S.T.P.												
TIP #: 990236	Future Cost: 0				Estimate Total: 1,635				Payments:	0	0	1,635	0	0

* Subject to the approval of the Transportation Improvement Plan by the governing Metropolitan Planning Organization.



2017-2021 Highway and Bridge Construction Schedule

Construction contingency applied to construction cost in the year the project is awarded.
 Three percent project growth factor compounded annually is applied to right-of-way and construction costs in program years 2, 3, 4, and 5.
 No inflation is applied to the Funding From Other Sources (FFOS) or Payments.
 Engineering includes PE costs, CE costs and R/W incidentals.

						STATE FISCAL YEAR PROJECT BUDGETING						
						Prior Prog.	7/2016-6/2017	7/2017-6/2018	7/2018-6/2019	7/2019-6/2020	7/2020-6/2021	
County: Various	Route: Various	Motorist Assist operations and staff in the urban Kansas City District. These funds will be transferred to the District Operations budget.				Job No.: 4Q3157	Engineering:	0	0	0	0	0
Length: 0.00	MPO: Y						R/W:	0	0	0	0	0
Fund Cat: Flexible & Other	Fed: 1,308 State: 327 Local: 0					Construction:	0	0	0	0	0	
Sec Cat: Systems Operations	Awd Date: N/A	Anticipated Fed Cat: S.T.P.				FFOS:	0	0	0	0	0	
TIP #:	Future Cost: 0	Estimate Total: 1,635				Payments:	0	0	0	1,635	0	
County: Various	Route: Various	Motorist Assist operations and staff in the urban Kansas City District. These funds will be transferred to the District Operations budget.				Job No.: 4Q3158	Engineering:	0	0	0	0	0
Length: 0.00	MPO: Y						R/W:	0	0	0	0	0
Fund Cat: Flexible & Other	Fed: 1,308 State: 327 Local: 0					Construction:	0	0	0	0	0	
Sec Cat: Systems Operations	Awd Date: N/A	Anticipated Fed Cat: S.T.P.				FFOS:	0	0	0	0	0	
TIP #:	Future Cost: 0	Estimate Total: 1,635				Payments:	0	0	0	0	1,635	
County: Various	Route: Various	Motorist Assist operations and staff in the urban Kansas City District. These funds will be transferred to the District Operations budget.				Job No.: 4Q3159	Engineering:	0	0	0	0	0
Length: 0.00	MPO: Y						R/W:	0	0	0	0	0
Fund Cat: Flexible & Other	Fed: 1,308 State: 327 Local: 0					Construction:	0	0	0	0	0	
Sec Cat: Systems Operations	Awd Date: N/A	Anticipated Fed Cat: S.T.P.				FFOS:	0	0	0	0	0	
TIP #:	Future Cost: 0	Estimate Total: 1,635				Payments:	0	0	0	0	1,635	
County: Various	Route: Various	ITS operations, staffing, and equipment for the KC Scout Intelligent Transportation System at the Transportation Management Center (TMC) building. \$2.305 million transferring to MoDOT's operations budget, \$1.705 million from KDOT.				Job No.: 4Q3160	Engineering:	0	0	0	0	0
Length: 0.00	MPO: Y						R/W:	0	0	0	0	0
Fund Cat: Flexible & Other	Fed: 2,400 State: 0 Local: 1,705					Construction:	0	0	0	0	0	
Sec Cat: Systems Operations	Awd Date: N/A	Anticipated Fed Cat: S.T.P.				FFOS:	0	0	0	1,705	0	
TIP #:	Future Cost: 0	Estimate Total: 4,105				Payments:	0	0	0	4,105	0	
County: Various	Route: Various	ITS operations, staffing, and equipment for the KC Scout Intelligent Transportation System at the Transportation Management Center (TMC) building. \$2.305 million transferring to MoDOT's Operations Budget. \$1.705 million from KDOT.				Job No.: 4Q3161	Engineering:	0	0	0	0	0
Length: 0.00	MPO: Y						R/W:	0	0	0	0	0
Fund Cat: Flexible & Other	Fed: 2,400 State: 0 Local: 1,705					Construction:	0	0	0	0	0	
Sec Cat: Systems Operations	Awd Date: N/A	Anticipated Fed Cat: S.T.P.				FFOS:	0	0	0	0	1,705	
TIP #:	Future Cost: 0	Estimate Total: 4,105				Payments:	0	0	0	0	4,105	

* Subject to the approval of the Transportation Improvement Plan by the governing Metropolitan Planning Organization.



2017-2021 Highway and Bridge Construction Schedule

Construction contingency applied to construction cost in the year the project is awarded.
 Three percent project growth factor compounded annually is applied to right-of-way and construction costs in program years 2, 3, 4, and 5.
 No inflation is applied to the Funding From Other Sources (FFOS) or Payments.
 Engineering includes PE costs, CE costs and R/W incidentals.

						STATE FISCAL YEAR PROJECT BUDGETING						
						Prior Prog.	7/2016-6/2017	7/2017-6/2018	7/2018-6/2019	7/2019-6/2020	7/2020-6/2021	
County: Various	ITS operations, staffing, and equipment for the KC Scout Intelligent Transportation System at the Transportation Management Center (TMC) building. \$2.305 million transferring to MoDOT's operations budget. \$1.705 million from KDOT.					Engineering:	0	0	0	0	0	0
Route: Various						R/W:	0	0	0	0	0	0
Job No.: 4Q3162						Construction:	0	0	0	0	0	0
Length: 0.00	MPO: Y					FFOS:	0	0	0	0	0	1,705
Fund Cat: Flexible & Other			Fed: 2,400	State: 0	Local: 1,705	Payments:	0	0	0	0	0	4,105
Sec Cat: Systems Operations	Awd Date: N/A	Anticipated Fed Cat: S.T.P.										
TIP #: Future Cost: 0			Estimate Total: 4,105									
County: Various	Payback beginning in SFY 2008 for Safe and Sound bridges in urban Kansas City District.					Engineering:	0	0	0	0	0	0
Route: Various						R/W:	61	0	0	0	0	0
Job No.: 5B0800S						Construction:	0	0	0	0	0	0
Length: 0.00	MPO: Y					FFOS:	61	0	0	0	0	0
Fund Cat: Taking Care Of System			Fed: 0	State: 18,795	Local: 0	Payments:	22,742	3,759	3,759	3,759	3,759	3,759
Sec Cat: Rehab And Reconst	Awd Date: N/A	Anticipated Fed Cat: State										
TIP #: 990107	Future Cost: 25,001 - 50,000		Estimate Total: 41,598									

* Subject to the approval of the Transportation Improvement Plan by the governing Metropolitan Planning Organization.



2017-2021 Highway and Bridge Construction Schedule

Construction contingency applied to construction cost in the year the project is awarded.
 Three percent project growth factor compounded annually is applied to right-of-way and construction costs in program years 2, 3, 4, and 5.
 No inflation is applied to the Funding From Other Sources (FFOS) or Payments.
 Engineering includes PE costs, CE costs and R/W incidentals.

STATE FISCAL YEAR PROJECT BUDGETING						
	Prior Prog.	7/2016-6/2017	7/2017-6/2018	7/2018-6/2019	7/2019-6/2020	7/2020-6/2021
FFOS:	61	1,705	1,705	1,705	1,705	1,705
Total R/W:	61	0	0	0	0	0
Total Construction:	0	0	0	0	0	0
Paybacks:	22,742	9,661	9,661	17,161	9,661	9,661
Sub-Total:	22,803	9,661	9,661	17,161	9,661	9,661
Total Engineering:	3	0	0	0	0	0
Grand Total:	22,806	9,661	9,661	17,161	9,661	9,661
		2017	2018	2019	2020	2021
State		4,102	4,102	11,602	4,102	4,102
AC-State		0	0	0	0	0
Local		1,705	1,705	1,705	1,705	1,705
Sub-total State		5,807	5,807	13,307	5,807	5,807
Federal						
Sub-total Federal		3,854	3,854	3,854	3,854	3,854
Grand Total		9,661	9,661	17,161	9,661	9,661

Project Count: 17

* Subject to the approval of the Transportation Improvement Plan by the governing Metropolitan Planning Organization.



2017-2021 Highway and Bridge Construction Schedule

Construction contingency applied to construction cost in the year the project is awarded.
 Three percent project growth factor compounded annually is applied to right-of-way and construction costs in program years 2, 3, 4, and 5.
 No inflation is applied to the Funding From Other Sources (FFOS) or Payments.
 Engineering includes PE costs, CE costs and R/W incidentals.

Kansas City TMA Total

STATE FISCAL YEAR PROJECT BUDGETING						
	Prior Prog.	7/2016-6/2017	7/2017-6/2018	7/2018-6/2019	7/2019-6/2020	7/2020-6/2021
FFOS:	2,500	32,470	5,685	5,753	5,791	5,791
Total R/W:	2,636	86	5	0	0	0
Total Construction:	0	153,142	134,252	107,835	12,840	13,514
Paybacks:	22,742	9,661	9,661	17,161	9,661	9,661
Sub-Total:	25,378	162,889	143,918	124,996	22,501	23,175
Total Engineering:	8,415	23,801	15,680	8,661	651	631
Grand Total:	33,793	186,690	159,598	133,657	23,152	23,806
		2017	2018	2019	2020	2021
State	27,945	26,464	29,346	6,341	6,460	
AC-State	5,303	0	1,541	0	0	
Local	9,122	1,705	1,705	1,705	1,705	
Sub-total State	42,370	28,169	32,592	8,046	8,165	
Federal						
Sub-total Federal	144,320	131,429	101,065	15,106	15,641	
Grand Total	186,690	159,598	133,657	23,152	23,806	

Project Count: 124

* Subject to the approval of the Transportation Improvement Plan by the governing Metropolitan Planning Organization.



MoDOT's Central District



2017-2021 Highway and Bridge Construction Schedule

Construction contingency applied to construction cost in the year the project is awarded.
 Three percent project growth factor compounded annually is applied to right-of-way and construction costs in program years 2, 3, 4, and 5.
 No inflation is applied to the Funding From Other Sources (FFOS) or Payments.
 Engineering includes PE costs, CE costs and R/W incidentals.

						STATE FISCAL YEAR PROJECT BUDGETING						
						Prior Prog.	7/2016-6/2017	7/2017-6/2018	7/2018-6/2019	7/2019-6/2020	7/2020-6/2021	
County:	Boone	Bridge improvements over Grindstone Creek, 0.5 mile east of Hopper Road. Project involves bridge S0352.				Engineering:	21	20	21	134	0	0
Route:	MO 124					R/W:	0	0	5	0	0	0
Job No.:	5S3053					Construction:	0	0	0	886	0	0
Length:	0.04	MPO:	N			FFOS:	0	0	0	0	0	0
Fund Cat:	Taking Care Of System	Fed:	854	State:	212	Local:	0					
Sec Cat:	Rehab And Reconst	Awd Date:	2019	Anticipated Fed Cat:	NHPP		Payments:	0	0	0	0	0
TIP #:		Future Cost:	0	Estimate Total:	1,087							
County:	Boone	Pavement improvements from Rte. 63 to Rte. CC.				Engineering:	1	23	0	0	0	0
Route:	MO 124					R/W:	0	0	0	0	0	0
Job No.:	5S3161					Construction:	0	364	0	0	0	0
Length:	13.74	MPO:	N			FFOS:	0	0	0	0	0	0
Fund Cat:	Taking Care Of System	AC-State:	310	State:	77	Local:	0					
Sec Cat:	Thin Lift Overlay	Awd Date:	Fall 16	Anticipated Fed Cat:	S.T.P.		Payments:	0	0	0	0	0
TIP #:		Future Cost:	0	Estimate Total:	388							
County:	Boone	Bridge improvements over Bonne Femme Creek. Project involves bridge A3125.				Engineering:	44	100	302	0	0	0
Route:	US 63					R/W:	0	0	0	0	0	0
Job No.:	5P3165					Construction:	0	0	2,116	0	0	0
Length:	0.09	MPO:	N			FFOS:	0	0	0	0	0	0
Fund Cat:	Taking Care Of System	Fed:	2,015	State:	503	Local:	0					
Sec Cat:	Rehab And Reconst	Awd Date:	2018	Anticipated Fed Cat:	NHPP		Payments:	0	0	0	0	0
TIP #:		Future Cost:	0	Estimate Total:	2,562							
County:	Boone	Pavement improvements on the eastbound and westbound lanes from the Missouri River to near the St. Charles Road interchange in Columbia.				Engineering:	70	599	0	0	0	0
Route:	IS 70					R/W:	0	0	0	0	0	0
Job No.:	5I3001					Construction:	0	7,889	0	0	0	0
Length:	15.99	MPO:	Y			FFOS:	0	0	0	0	0	0
Fund Cat:	Statewide Interstate And Major Bridge	Fed:	7,639	State:	849	Local:	0					
Sec Cat:	Preventive Maint	Awd Date:	Fall 16	Anticipated Fed Cat:	NHPP Federal Oversight		Payments:	0	0	0	0	0
TIP #:	2015-5	Future Cost:	0	Estimate Total:	8,558							
County:	Boone	Pavement improvements from Bus. 70 to Rte. 740 in Columbia.				Engineering:	4	239	0	0	0	0
Route:	MO 763					R/W:	0	55	0	0	0	0
Job No.:	5S3159					Construction:	0	1,910	0	0	0	0
Length:	2.03	MPO:	Y			FFOS:	0	0	0	0	0	0
Fund Cat:	Taking Care Of System	Fed:	1,763	State:	441	Local:	0					
Sec Cat:	Thin Lift Overlay	Awd Date:	Fall 16	Anticipated Fed Cat:	S.T.P.		Payments:	0	0	0	0	0
TIP #:	2016-15	Future Cost:	0	Estimate Total:	2,208							

* Subject to the approval of the Transportation Improvement Plan by the governing Metropolitan Planning Organization.



2017-2021 Highway and Bridge Construction Schedule

Construction contingency applied to construction cost in the year the project is awarded.

Three percent project growth factor compounded annually is applied to right-of-way and construction costs in program years 2, 3, 4, and 5.

No inflation is applied to the Funding From Other Sources (FFOS) or Payments.

Engineering includes PE costs, CE costs and R/W incidentals.

						STATE FISCAL YEAR PROJECT BUDGETING						
						Prior Prog.	7/2016-6/2017	7/2017-6/2018	7/2018-6/2019	7/2019-6/2020	7/2020-6/2021	
County: Boone	Pavement improvements from Brown Station Road to the bridge over Loop 70 in Columbia.					Engineering:	4	171	0	0	0	0
Route: RT B						R/W:	0	6	0	0	0	0
Job No.: 5S3155						Construction:	0	1,489	0	0	0	0
Length: 4.41	MPO: Y					FFOS:	0	0	0	0	0	0
Fund Cat: Taking Care Of System			Fed: 1,334	State: 332	Local: 0	Payments:	0	0	0	0	0	0
Sec Cat: Thin Lift Overlay	Awd Date: Fall 16	Anticipated Fed Cat: S.T.P.										
TIP #: 2016-16	Future Cost: 0	Estimate Total: 1,670										
County: Boone	Bridge improvements over I-70. Project involves bridge A0152.					Engineering:	42	105	372	0	0	0
Route: RT BB						R/W:	0	5	0	0	0	0
Job No.: 5S3169						Construction:	0	0	2,521	0	0	0
Length: 0.08	MPO: N					FFOS:	0	0	0	0	0	0
Fund Cat: Taking Care Of System			Fed: 2,402	State: 601	Local: 0	Payments:	0	0	0	0	0	0
Sec Cat: Rehab And Reconst	Awd Date: 2018	Anticipated Fed Cat: NHPP										
TIP #: 	Future Cost: 0	Estimate Total: 3,045										
County: Callaway	Bridge improvements from 2.2 miles south of Rte. BB to I-70 near Fulton. Project involves bridges L0964, H0284, A2109, A2110, A2111, A2112, A2911, and A2913.					Engineering:	20	842	0	0	0	0
Route: US 54						R/W:	0	0	0	0	0	0
Job No.: 5P3119						Construction:	0	6,002	0	0	0	0
Length: 0.41	MPO: N					FFOS:	0	0	0	0	0	0
Fund Cat: Taking Care Of System			Fed: 5,476	State: 1,368	Local: 0	Payments:	0	0	0	0	0	0
Sec Cat: Preventive Maint	Awd Date: Spring 17	Anticipated Fed Cat: NHPP										
TIP #: 	Future Cost: 0	Estimate Total: 6,864										
County: Callaway	Pavement and ADA Transition Plan improvements from Rte. H to Rte. 54 at Fulton. Two disconnected sections. \$1,099,386 Statewide Transportation Alternative funds.					Engineering:	0	12	196	0	0	0
Route: BU 54						R/W:	0	9	0	0	0	0
Job No.: 5S3207						Construction:	0	0	3,288	0	0	0
Length: 4.83	MPO: N					FFOS:	0	0	1,099	0	0	0
Fund Cat: Taking Care Of System			Fed: 2,804	State: 701	Local: 0	Payments:	0	0	0	0	0	0
Sec Cat: Thin Lift Overlay	Awd Date: Fall 17	Anticipated Fed Cat: NHPP										
TIP #: 	Future Cost: 0	Estimate Total: 3,505										
County: Callaway	Bridge improvements on the southbound lanes over the Katy Trail, 3 miles north of Rte. 54. Project involves bridge G0976.					Engineering:	5	157	0	0	0	0
Route: US 63						R/W:	0	0	0	0	0	0
Job No.: 5L3075C						Construction:	0	1,169	0	0	0	0
Length: 0.10	MPO: N					FFOS:	0	0	0	0	0	0
Fund Cat: Taking Care Of System			Fed: 1,061	State: 265	Local: 0	Payments:	0	0	0	0	0	0
Sec Cat: Rehab And Reconst	Awd Date: Spring 17	Anticipated Fed Cat: NHPP										
TIP #: 	Future Cost: 0	Estimate Total: 1,331										

* Subject to the approval of the Transportation Improvement Plan by the governing Metropolitan Planning Organization.



2017-2021 Highway and Bridge Construction Schedule

Construction contingency applied to construction cost in the year the project is awarded.
 Three percent project growth factor compounded annually is applied to right-of-way and construction costs in program years 2, 3, 4, and 5.
 No inflation is applied to the Funding From Other Sources (FFOS) or Payments.
 Engineering includes PE costs, CE costs and R/W incidentals.

						STATE FISCAL YEAR PROJECT BUDGETING						
						Prior Prog.	7/2016-6/2017	7/2017-6/2018	7/2018-6/2019	7/2019-6/2020	7/2020-6/2021	
County:	Callaway	Pavement improvements on eastbound and westbound lanes from the bridge over Cedar Creek to east of Rte. 54.				Engineering:	5	5	5	71	358	0
Route:	IS 70					R/W:	0	0	0	0	0	0
Job No.:	513137					Construction:	0	0	0	0	6,538	0
Length:	11.50	MPO:	N			FFOS:	0	0	0	0	0	0
Fund Cat:	Taking Care Of System		Fed:	6,278	State:	699	Local:	0				
Sec Cat:	Preventive Maint	Awd Date:	2020	Anticipated Fed Cat:	NHPP	Federal Oversight						
TIP #:	Future Cost:		0	Estimate Total:	6,982	Payments:	0	0	0	0	0	0
County:	Callaway	Pavement improvements from Rte. 54 to Montgomery County line. Includes Rte. E from Rte. DD to Rte. 54.				Engineering:	0	2	107	0	0	0
Route:	RT B					R/W:	0	0	0	0	0	0
Job No.:	5S3187					Construction:	0	0	1,983	0	0	0
Length:	26.57	MPO:	N			FFOS:	0	0	0	0	0	0
Fund Cat:	Taking Care Of System		AC-State:	1,674	State:	418	Local:	0				
Sec Cat:	Thin Lift Overlay	Awd Date:	Fall 17	Anticipated Fed Cat:	S.T.P.	Payments:	0	0	0	0	0	0
TIP #:	Future Cost:		0	Estimate Total:	2,092							
County:	Callaway	Bridge improvements over Davis Creek. Project involves bridge T0812.				Engineering:	29	158	0	0	0	0
Route:	RT H					R/W:	0	1	0	0	0	0
Job No.:	5S3138					Construction:	0	806	0	0	0	0
Length:	0.22	MPO:	N			FFOS:	0	0	0	0	0	0
Fund Cat:	Taking Care Of System		Fed:	773	State:	192	Local:	0				
Sec Cat:	Rehab And Reconst	Awd Date:	Winter 17	Anticipated Fed Cat:	NHPP	Payments:	0	0	0	0	0	0
TIP #:	Future Cost:		0	Estimate Total:	994							
County:	Callaway	Bridge improvements over Auxvasse Creek. Project involves bridge R0607.				Engineering:	10	20	21	146	0	0
Route:	RT M					R/W:	0	0	1	0	0	0
Job No.:	5S3177					Construction:	0	0	0	936	0	0
Length:	0.09	MPO:	N			FFOS:	0	0	0	0	0	0
Fund Cat:	Taking Care Of System		Fed:	900	State:	224	Local:	0				
Sec Cat:	Rehab And Reconst	Awd Date:	2019	Anticipated Fed Cat:	NHPP	Payments:	0	0	0	0	0	0
TIP #:	Future Cost:		0	Estimate Total:	1,134							
County:	Callaway	Bridge improvements over Crows Fork Creek. Includes bridge improvements on Rte. UU over Crows Fork Creek. Project involves bridges A1959 and N0410.				Engineering:	77	166	0	0	0	0
Route:	RT O					R/W:	0	1	0	0	0	0
Job No.:	5S3058					Construction:	0	1,285	0	0	0	0
Length:	0.31	MPO:	N			FFOS:	0	0	0	0	0	0
Fund Cat:	Taking Care Of System		Fed:	1,162	State:	290	Local:	0				
Sec Cat:	Rehab And Reconst	Awd Date:	Winter 17	Anticipated Fed Cat:	NHPP	Payments:	0	0	0	0	0	0
TIP #:	Future Cost:		0	Estimate Total:	1,529							

* Subject to the approval of the Transportation Improvement Plan by the governing Metropolitan Planning Organization.



2017-2021 Highway and Bridge Construction Schedule

Construction contingency applied to construction cost in the year the project is awarded.
 Three percent project growth factor compounded annually is applied to right-of-way and construction costs in program years 2, 3, 4, and 5.
 No inflation is applied to the Funding From Other Sources (FFOS) or Payments.
 Engineering includes PE costs, CE costs and R/W incidentals.

						STATE FISCAL YEAR PROJECT BUDGETING						
						Prior Prog.	7/2016-6/2017	7/2017-6/2018	7/2018-6/2019	7/2019-6/2020	7/2020-6/2021	
County:	Camden	Pavement improvements on the southbound and northbound lanes from 0.6 mile north of Pier Thirty One Road to near Rte. 7 south junction.				Engineering:	10	10	170	0	0	0
Route:	MO 5					R/W:	0	0	0	0	0	
Job No.:	5P3126					Construction:	0	0	2,803	0	0	
Length:	5.11	MPO:	N			FFOS:	0	0	0	0	0	
Fund Cat:	Taking Care Of System	AC-State:	2,386	State:	597	Local:	0					
Sec Cat:	Thin Lift Overlay	Awd Date:	2018	Anticipated Fed Cat:	NHPP		Payments:	0	0	0	0	
TIP #:		Future Cost:	0	Estimate Total:	2,993							
County:	Camden	Pavement improvements from Rte. 7 to Rte. 64 at Lebanon.				Engineering:	0	4	21	0	0	
Route:	MO 5					R/W:	0	0	0	0	0	
Job No.:	5P3210					Construction:	0	0	208	0	0	
Length:	21.66	MPO:	N			FFOS:	0	0	0	0	0	
Fund Cat:	Taking Care Of System	AC-State:	186	State:	47	Local:	0					
Sec Cat:	Thin Lift Overlay	Awd Date:	2018	Anticipated Fed Cat:	NHPP		Payments:	0	0	0	0	
TIP #:		Future Cost:	0	Estimate Total:	233							
County:	Camden	Pavement improvements from Hickory County to 0.2 mile west of Sunny Slope Drive near Camdenton.				Engineering:	25	312	0	0	0	
Route:	US 54					R/W:	0	0	0	0	0	
Job No.:	5P3125					Construction:	0	5,236	0	0	0	
Length:	16.59	MPO:	N			FFOS:	0	0	0	0	0	
Fund Cat:	Taking Care Of System	AC-State:	4,439	State:	1,109	Local:	0					
Sec Cat:	Thin Lift Overlay	Awd Date:	Fall 16	Anticipated Fed Cat:	NHPP		Payments:	0	0	0	0	
TIP #:		Future Cost:	0	Estimate Total:	5,573							
County:	Camden	Bridge improvements over Linn Creek. Project involves bridge J0344.				Engineering:	15	351	0	0	0	
Route:	OR 54					R/W:	0	10	0	0	0	
Job No.:	5S3139					Construction:	0	983	0	0	0	
Length:	0.18	MPO:	N			FFOS:	0	0	0	0	0	
Fund Cat:	Taking Care Of System	AC-State:	1,075	State:	269	Local:	0					
Sec Cat:	Rehab And Reconst	Awd Date:	Spring 17	Anticipated Fed Cat:	S.T.P.		Payments:	0	0	0	0	
TIP #:		Future Cost:	0	Estimate Total:	1,359							
County:	Camden	Bridge improvements over Auglaise Creek and Conns Creek. Project involves bridges A2095 and A2097.				Engineering:	18	170	0	0	0	
Route:	RT A					R/W:	0	0	0	0	0	
Job No.:	5S3147					Construction:	0	1,082	0	0	0	
Length:	0.12	MPO:	N			FFOS:	0	0	0	0	0	
Fund Cat:	Taking Care Of System	Fed:	1,002	State:	250	Local:	0					
Sec Cat:	Rehab And Reconst	Awd Date:	Winter 17	Anticipated Fed Cat:	NHPP		Payments:	0	0	0	0	
TIP #:		Future Cost:	0	Estimate Total:	1,270							

* Subject to the approval of the Transportation Improvement Plan by the governing Metropolitan Planning Organization.



2017-2021 Highway and Bridge Construction Schedule

Construction contingency applied to construction cost in the year the project is awarded.

Three percent project growth factor compounded annually is applied to right-of-way and construction costs in program years 2, 3, 4, and 5.

No inflation is applied to the Funding From Other Sources (FFOS) or Payments.

Engineering includes PE costs, CE costs and R/W incidentals.

		STATE FISCAL YEAR PROJECT BUDGETING					
		Prior Prog.	7/2016-6/2017	7/2017-6/2018	7/2018-6/2019	7/2019-6/2020	7/2020-6/2021
County: Camden	Bridge improvements over Bank Branch. Project involves bridge N0611.	Engineering: 44	367	0	0	0	0
Route: RT D		R/W: 0	1	0	0	0	0
Job No.: 5S3142		Construction: 0	980	0	0	0	0
Length: 0.10	MPO: N	FFOS: 0	0	0	0	0	0
Fund Cat: Taking Care Of System	Fed: 1,079 State: 269 Local: 0	Payments: 0	0	0	0	0	0
Sec Cat: Rehab And Reconst	Awd Date: Spring 17 Anticipated Fed Cat: NHPP						
TIP #:	Future Cost: 0 Estimate Total: 1,392						
County: Camden	Pavement and shoulder improvements from Rte. 5 to end of state maintenance. Includes pavement and shoulder improvements on Rte. TT to end of state maintenance and on Rte. MM from Rte. TT to 0.5 mile west of the Lake of the Ozarks Community Bridge.	Engineering: 67	597	0	0	0	0
Route: RT F		R/W: 0	0	0	0	0	0
Job No.: 5S3148		Construction: 0	2,584	0	0	0	0
Length: 14.04	MPO: N	FFOS: 0	0	0	0	0	0
Fund Cat: Taking Care Of System	AC-State: 2,545 State: 636 Local: 0	Payments: 0	0	0	0	0	0
Sec Cat: Thin Lift Overlay	Awd Date: Fall 16 Anticipated Fed Cat: S.T.P.						
TIP #:	Future Cost: 0 Estimate Total: 3,248						
County: Camden	Bridge improvements over Niangua and Rainwater Branch 3.6 miles south of Rte. 7. Project involves bridges S0391 and S0392.	Engineering: 28	238	494	0	0	0
Route: RT J		R/W: 0	164	0	0	0	0
Job No.: 5S0276		Construction: 0	0	3,119	0	0	0
Length: 0.70	MPO: N	FFOS: 0	0	0	0	0	0
Fund Cat: Taking Care Of System	Fed: 3,211 State: 804 Local: 0	Payments: 0	0	0	0	0	0
Sec Cat: Rehab And Reconst	Awd Date: 2018 Anticipated Fed Cat: NHPP						
TIP #:	Future Cost: 0 Estimate Total: 4,043						
County: Camden	Pavement improvements from 0.2 mile north of Rte. 54 to Rte. 7.	Engineering: 2	30	0	0	0	0
Route: RT V		R/W: 0	0	0	0	0	0
Job No.: 5S3158		Construction: 0	428	0	0	0	0
Length: 6.60	MPO: N	FFOS: 0	0	0	0	0	0
Fund Cat: Taking Care Of System	AC-State: 366 State: 92 Local: 0	Payments: 0	0	0	0	0	0
Sec Cat: Thin Lift Overlay	Awd Date: Fall 16 Anticipated Fed Cat: S.T.P.						
TIP #:	Future Cost: 0 Estimate Total: 460						
County: Cole	Pavement and shoulder improvements from Rte. 54 to Rte. 52. Includes pavement improvements on Rte. H from Rte. 17 to end of state maintenance.	Engineering: 0	41	491	0	0	0
Route: MO 17		R/W: 0	0	0	0	0	0
Job No.: 5P3194		Construction: 0	0	2,370	0	0	0
Length: 15.71	MPO: N	FFOS: 0	0	0	0	0	0
Fund Cat: Taking Care Of System	AC-State: 2,322 State: 580 Local: 0	Payments: 0	0	0	0	0	0
Sec Cat: Thin Lift Overlay	Awd Date: Fall 17 Anticipated Fed Cat: S.T.P.						
TIP #:	Future Cost: 0 Estimate Total: 2,902						

* Subject to the approval of the Transportation Improvement Plan by the governing Metropolitan Planning Organization.



2017-2021 Highway and Bridge Construction Schedule

Construction contingency applied to construction cost in the year the project is awarded.
 Three percent project growth factor compounded annually is applied to right-of-way and construction costs in program years 2, 3, 4, and 5.
 No inflation is applied to the Funding From Other Sources (FFOS) or Payments.
 Engineering includes PE costs, CE costs and R/W incidentals.

						STATE FISCAL YEAR PROJECT BUDGETING						
						Prior Prog.	7/2016-6/2017	7/2017-6/2018	7/2018-6/2019	7/2019-6/2020	7/2020-6/2021	
County: Cole	Intersection improvements at Liberty Road in Jefferson City.					Engineering:	20	63	0	0	0	0
Route: US 50						R/W:	0	0	0	0	0	0
Job No.: SP3056						Construction:	0	438	0	0	0	0
Length: 0.44	MPO: Y					FFOS:	0	0	0	0	0	0
Fund Cat: Safety					Fed: 451	State: 50	Local: 0					
Sec Cat: Safety	Awd Date: Fall 16	Anticipated Fed Cat: Safety										
TIP #: 2017-01	Future Cost: 0	Estimate Total: 521				Payments:	0	0	0	0	0	0
County: Cole	Pavement improvements eastbound from east of Moreau River to Lisletown Road and westbound from near Osage River to Moreau River at Jefferson City.					Engineering:	20	173	0	0	0	0
Route: US 50						R/W:	0	0	0	0	0	0
Job No.: SP3127						Construction:	0	2,621	0	0	0	0
Length: 6.14	MPO: Y					FFOS:	0	0	0	0	0	0
Fund Cat: Taking Care Of System					Fed: 2,235	State: 559	Local: 0					
Sec Cat: Thin Lift Overlay	Awd Date: Fall 16	Anticipated Fed Cat: NHPP										
TIP #: 2016-06	Future Cost: 0	Estimate Total: 2,814				Payments:	0	0	0	0	0	0
County: Cole	Pavement improvements on Rte. 50 Outer Roads in Jefferson City. Includes ramps at Rte. 50 and Truman Boulevard interchange. Includes a portion of Missouri Boulevard, a portion of Truman Boulevard, and a portion of Big Horn Drive.					Engineering:	0	1	58	0	0	0
Route: OR 50						R/W:	0	0	0	0	0	0
Job No.: SP3200						Construction:	0	0	932	0	0	0
Length: 4.16	MPO: Y					FFOS:	0	0	0	0	0	0
Fund Cat: Taking Care Of System					AC-State: 794	State: 197	Local: 0					
Sec Cat: Thin Lift Overlay	Awd Date: Fall 17	Anticipated Fed Cat: S.T.P.										
TIP #: 2017-03	Future Cost: 0	Estimate Total: 991				Payments:	0	0	0	0	0	0
County: Cole	Pavement improvements on the eastbound and westbound lanes from near Stadium Boulevard in Jefferson City to the Missouri River.					Engineering:	10	10	112	0	0	0
Route: US 54						R/W:	0	0	0	0	0	0
Job No.: SP3118						Construction:	0	0	1,823	0	0	0
Length: 1.38	MPO: Y					FFOS:	0	0	0	0	0	0
Fund Cat: Taking Care Of System					AC-State: 1,555	State: 390	Local: 0					
Sec Cat: Thin Lift Overlay	Awd Date: Fall 17	Anticipated Fed Cat: NHPP										
TIP #: 2016-07	Future Cost: 0	Estimate Total: 1,955				Payments:	0	0	0	0	0	0
County: Cole	Pavement improvements on the eastbound and westbound lanes from Rte. E to near Stadium Boulevard in Jefferson City.					Engineering:	25	10	10	212	0	0
Route: US 54						R/W:	0	0	0	0	0	0
Job No.: SP3121						Construction:	0	0	0	3,581	0	0
Length: 11.34	MPO: Y					FFOS:	0	0	0	0	0	0
Fund Cat: Taking Care Of System					Fed: 3,051	State: 762	Local: 0					
Sec Cat: Thin Lift Overlay	Awd Date: 2019	Anticipated Fed Cat: NHPP										
TIP #: 2016-08	Future Cost: 0	Estimate Total: 3,838				Payments:	0	0	0	0	0	0

* Subject to the approval of the Transportation Improvement Plan by the governing Metropolitan Planning Organization.



2017-2021 Highway and Bridge Construction Schedule

Construction contingency applied to construction cost in the year the project is awarded.

Three percent project growth factor compounded annually is applied to right-of-way and construction costs in program years 2, 3, 4, and 5.

No inflation is applied to the Funding From Other Sources (FFOS) or Payments.

Engineering includes PE costs, CE costs and R/W incidentals.

						STATE FISCAL YEAR PROJECT BUDGETING						
						Prior Prog.	7/2016-6/2017	7/2017-6/2018	7/2018-6/2019	7/2019-6/2020	7/2020-6/2021	
County: Cole	Pavement improvements on the eastbound and westbound lanes from Miller County to Rte. E.					Engineering:	25	10	268	0	0	0
Route: US 54						R/W:	0	0	0	0	0	0
Job No.: 5P3128						Construction:	0	0	4,329	0	0	0
Length: 7.23	MPO: N					FFOS:	0	0	0	0	0	0
Fund Cat: Taking Care Of System	AC-State: 3,686		State: 921	Local: 0		Payments:	0	0	0	0	0	
Sec Cat: Thin Lift Overlay	Awd Date: Fall 17	Anticipated Fed Cat: NHPP										
TIP #: 2016-17	Future Cost: 0	Estimate Total: 4,632										
County: Cole	Pavement and shoulder improvements from Lorenzo Green Drive in Jefferson City to Rte. 133 in Meta.					Engineering:	108	1,134	0	0	0	0
Route: RT B						R/W:	0	29	0	0	0	0
Job No.: 5S3149						Construction:	0	4,888	0	0	0	0
Length: 19.63	MPO: Y					FFOS:	0	0	0	0	0	0
Fund Cat: Taking Care Of System	Fed: 4,841		State: 1,210	Local: 0		Payments:	0	0	0	0	0	
Sec Cat: Thin Lift Overlay	Awd Date: Winter 17	Anticipated Fed Cat: S.T.P.										
TIP #: 2016-17	Future Cost: 0	Estimate Total: 6,159										
County: Cole	Bridge improvements at Dix Road over Rte. 50 in Jefferson City. Project involves bridge A1187.					Engineering:	22	5	5	68	0	0
Route: CST DIX RD						R/W:	0	0	0	0	0	0
Job No.: 5P3015						Construction:	0	0	0	975	0	0
Length: 0.06	MPO: Y					FFOS:	0	0	0	0	0	0
Fund Cat: Taking Care Of System	Fed: 842		State: 211	Local: 0		Payments:	0	0	0	0	0	
Sec Cat: Rehab And Reconst	Awd Date: 2019	Anticipated Fed Cat: NHPP		Federal Oversight								
TIP #: 2013-05	Future Cost: 0	Estimate Total: 1,075										
County: Cole	Bridge improvements over Rte. 50 near Taos. Project involves bridge A3200.					Engineering:	35	189	0	0	0	0
Route: RT J						R/W:	0	0	0	0	0	0
Job No.: 5S3146						Construction:	0	1,207	0	0	0	0
Length: 0.07	MPO: Y					FFOS:	0	0	0	0	0	0
Fund Cat: Taking Care Of System	Fed: 1,117		State: 279	Local: 0		Payments:	0	0	0	0	0	
Sec Cat: Rehab And Reconst	Awd Date: Winter 17	Anticipated Fed Cat: NHPP										
TIP #: 2016-16	Future Cost: 0	Estimate Total: 1,431										
County: Cooper	Bridge improvements over Petite Saline Creek. Project involves bridge A1831.					Engineering:	36	20	52	225	0	0
Route: MO 179						R/W:	0	0	1	0	0	0
Job No.: 5S3173						Construction:	0	0	0	1,588	0	0
Length: 0.10	MPO: N					FFOS:	0	0	0	0	0	0
Fund Cat: Taking Care Of System	Fed: 1,509		State: 377	Local: 0		Payments:	0	0	0	0	0	
Sec Cat: Rehab And Reconst	Awd Date: 2019	Anticipated Fed Cat: NHPP										
TIP #: 2016-16	Future Cost: 0	Estimate Total: 1,922										

* Subject to the approval of the Transportation Improvement Plan by the governing Metropolitan Planning Organization.



2017-2021 Highway and Bridge Construction Schedule

Construction contingency applied to construction cost in the year the project is awarded.

Three percent project growth factor compounded annually is applied to right-of-way and construction costs in program years 2, 3, 4, and 5.

No inflation is applied to the Funding From Other Sources (FFOS) or Payments.

Engineering includes PE costs, CE costs and R/W incidentals.

						STATE FISCAL YEAR PROJECT BUDGETING						
						Prior Prog.	7/2016-6/2017	7/2017-6/2018	7/2018-6/2019	7/2019-6/2020	7/2020-6/2021	
County: Cooper	Pavement and shoulder improvements from I-70 to Rte. 50. \$2,312,000 from Open Container funds.					Engineering:	43	310	0	0	0	0
Route: MO 5						R/W:	0	0	0	0	0	0
Job No.: 5P3170						Construction:	0	4,767	0	0	0	0
Length: 19.75	MPO: N					FFOS:	0	2,312	0	0	0	0
Fund Cat: Taking Care Of System			Fed: 4,062	State: 1,015	Local: 0	Payments:	0	0	0	0	0	0
Sec Cat: Thin Lift Overlay	Awd Date: Spring 17	Anticipated Fed Cat: S.T.P.										
TIP #:	Future Cost: 0	Estimate Total: 5,120										
County: Cooper	Job Order Contracting for pavement repair in Cooper, Boone and Callaway Counties.					Engineering:	0	18	0	0	0	0
Route: IS 70						R/W:	0	0	0	0	0	0
Job No.: 0I3003I						Construction:	0	250	0	0	0	0
Length: 78.03	MPO: Y					FFOS:	0	0	0	0	0	0
Fund Cat: Statewide Interstate And Major Bridge			Fed: 241	State: 27	Local: 0	Payments:	0	0	0	0	0	0
Sec Cat: Preventive Maint	Awd Date: Spring 17	Anticipated Fed Cat: NHPP										
TIP #:	Future Cost: 0	Estimate Total: 268										
County: Cooper	Partial repainting of bridge and replacement of expansion devices over the Missouri River. Project involves bridge L0962.					Engineering:	51	100	400	1,267	0	0
Route: IS 70						R/W:	0	0	0	0	0	0
Job No.: 5I3000						Construction:	0	0	0	12,462	0	0
Length: 0.40	MPO: N					FFOS:	0	0	0	0	0	0
Fund Cat: Statewide Interstate And Major Bridge			Fed: 12,806	State: 1,423	Local: 0	Payments:	0	0	0	0	0	0
Sec Cat: Preventive Maint	Awd Date: 2019	Anticipated Fed Cat: NHPP		Federal Oversight								
TIP #:	Future Cost: 0	Estimate Total: 14,280										
County: Cooper	Bridge improvements over I-70. Project involves bridge A0150.					Engineering:	40	101	338	0	0	0
Route: MO 87						R/W:	0	5	0	0	0	0
Job No.: 5S3166						Construction:	0	0	2,358	0	0	0
Length: 0.09	MPO: N					FFOS:	0	0	0	0	0	0
Fund Cat: Taking Care Of System			Fed: 2,241	State: 561	Local: 0	Payments:	0	0	0	0	0	0
Sec Cat: Rehab And Reconst	Awd Date: 2018	Anticipated Fed Cat: NHPP										
TIP #:	Future Cost: 0	Estimate Total: 2,842										
County: Cooper	Bridge improvements over Petite Saline Creek. Project involves bridge A1691.					Engineering:	20	123	0	0	0	0
Route: RT B						R/W:	0	0	0	0	0	0
Job No.: 5S3145						Construction:	0	958	0	0	0	0
Length: 0.27	MPO: N					FFOS:	0	0	0	0	0	0
Fund Cat: Taking Care Of System			Fed: 864	State: 217	Local: 0	Payments:	0	0	0	0	0	0
Sec Cat: Rehab And Reconst	Awd Date: Winter 17	Anticipated Fed Cat: NHPP										
TIP #:	Future Cost: 0	Estimate Total: 1,101										

* Subject to the approval of the Transportation Improvement Plan by the governing Metropolitan Planning Organization.



2017-2021 Highway and Bridge Construction Schedule

Construction contingency applied to construction cost in the year the project is awarded.

Three percent project growth factor compounded annually is applied to right-of-way and construction costs in program years 2, 3, 4, and 5.

No inflation is applied to the Funding From Other Sources (FFOS) or Payments.

Engineering includes PE costs, CE costs and R/W incidentals.

						STATE FISCAL YEAR PROJECT BUDGETING						
						Prior Prog.	7/2016-6/2017	7/2017-6/2018	7/2018-6/2019	7/2019-6/2020	7/2020-6/2021	
County: Cooper	Bridge improvements over the Lamine River. Project involves bridge G0366.					Engineering:	21	50	152	516	0	0
Route: RT M						R/W:	0	0	15	0	0	0
Job No.: 5S3076						Construction:	0	0	0	3,818	0	0
Length: 0.14	MPO: N					FFOS:	0	0	0	0	0	0
Fund Cat: Taking Care Of System			Fed: 3,640	State: 911	Local: 0	Payments:	0	0	0	0	0	0
Sec Cat: Rehab And Reconst	Awd Date: 2019	Anticipated Fed Cat: NHPP										
TIP #:	Future Cost: 0	Estimate Total: 4,572										
County: Cooper	Pavement improvements from Rte. J to Rte. 87 at California. Includes Rte. D from Rte. 87 to Rte. O.					Engineering:	0	102	0	0	0	0
Route: RT O						R/W:	0	0	0	0	0	0
Job No.: 5S3202						Construction:	0	1,416	0	0	0	0
Length: 24.36	MPO: N					FFOS:	0	0	0	0	0	0
Fund Cat: Taking Care Of System			AC-State: 1,215	State: 303	Local: 0	Payments:	0	0	0	0	0	0
Sec Cat: Thin Lift Overlay	Awd Date: Fall 16	Anticipated Fed Cat: S.T.P.										
TIP #:	Future Cost: 0	Estimate Total: 1,518										
County: Cooper	Bridge painting over Heaths Creek, 1.9 miles south of I-70. Project involves bridge N0047.					Engineering:	2	21	0	0	0	0
Route: RT Z						R/W:	0	0	0	0	0	0
Job No.: 5S3052B						Construction:	0	151	0	0	0	0
Length: 0.04	MPO: N					FFOS:	0	0	0	0	0	0
Fund Cat: Taking Care Of System			AC-State: 138	State: 34	Local: 0	Payments:	0	0	0	0	0	0
Sec Cat: Preventive Maint	Awd Date: Spring 17	Anticipated Fed Cat: S.T.P.										
TIP #:	Future Cost: 0	Estimate Total: 174										
County: Crawford	Bridge improvements over Crooked Creek, 2 miles north of Rte. VV. Project involves bridge H0732.					Engineering:	17	344	0	0	0	0
Route: MO 19						R/W:	0	22	0	0	0	0
Job No.: 5S3040						Construction:	0	897	0	0	0	0
Length: 0.10	MPO: N					FFOS:	0	0	0	0	0	0
Fund Cat: Taking Care Of System			Fed: 1,012	State: 251	Local: 0	Payments:	0	0	0	0	0	0
Sec Cat: Rehab And Reconst	Awd Date: Winter 17	Anticipated Fed Cat: NHPP										
TIP #:	Future Cost: 0	Estimate Total: 1,280										
County: Crawford	Culvert improvements at various locations on the I-44 Frontage Road.					Engineering:	0	23	0	0	0	0
Route: OR 44						R/W:	0	0	0	0	0	0
Job No.: 5S3192						Construction:	0	127	0	0	0	0
Length: 0.03	MPO: N					FFOS:	0	0	0	0	0	0
Fund Cat: Taking Care Of System			AC-State: 121	State: 29	Local: 0	Payments:	0	0	0	0	0	0
Sec Cat: Routine Maintenance	Awd Date: Spring 17	Anticipated Fed Cat: S.T.P.										
TIP #:	Future Cost: 0	Estimate Total: 150										

* Subject to the approval of the Transportation Improvement Plan by the governing Metropolitan Planning Organization.



2017-2021 Highway and Bridge Construction Schedule

Construction contingency applied to construction cost in the year the project is awarded.

Three percent project growth factor compounded annually is applied to right-of-way and construction costs in program years 2, 3, 4, and 5.

No inflation is applied to the Funding From Other Sources (FFOS) or Payments.

Engineering includes PE costs, CE costs and R/W incidentals.

						STATE FISCAL YEAR PROJECT BUDGETING						
						Prior Prog.	7/2016-6/2017	7/2017-6/2018	7/2018-6/2019	7/2019-6/2020	7/2020-6/2021	
County:	Crawford	Pavement and shoulder improvements from Rte. 19 to Rte. 32 in Iron County. Includes pavement improvements on Rte. 19 from near the Gasconade County line to Rte. 49.				Engineering:	0	88	425	0	0	0
Route:	MO 49					R/W:	0	0	0	0	0	
Job No.:	5P3214					Construction:	0	0	4,883	0	0	
Length:	49.17	MPO:	N			FFOS:	0	0	0	0	0	
Fund Cat:	Taking Care Of System	AC-State:	4,316	State:	1,080	Local:	0					
Sec Cat:	Thin Lift Overlay	Awd Date:	2018	Anticipated Fed Cat:	S.T.P.	Payments:	0	0	0	0	0	
TIP #:		Future Cost:	0	Estimate Total:	5,396							
County:	Crawford	Pavement improvements from 0.2 mile east of Rte. 19 south junction at Steelville to Rte. AA in Washington County.				Engineering:	28	221	0	0	0	
Route:	MO 8					R/W:	0	0	0	0	0	
Job No.:	5P3133					Construction:	0	3,220	0	0	0	
Length:	25.62	MPO:	N			FFOS:	0	0	0	0	0	
Fund Cat:	Taking Care Of System	AC-State:	2,752	State:	689	Local:	0					
Sec Cat:	Thin Lift Overlay	Awd Date:	Fall 16	Anticipated Fed Cat:	NHPP	Payments:	0	0	0	0	0	
TIP #:		Future Cost:	0	Estimate Total:	3,469							
County:	Crawford	Pavement improvements from 1 mile east of the Meramec River to 0.2 mile east of Rte. 19 south junction at Steelville. Includes pavement improvements on Rte. 19 at Steelville from Rte. 8 to near Mill Springs Drive.				Engineering:	6	45	0	0	0	
Route:	MO 8					R/W:	0	0	0	0	0	
Job No.:	5P3135					Construction:	0	664	0	0	0	
Length:	9.94	MPO:	N			FFOS:	0	0	0	0	0	
Fund Cat:	Taking Care Of System	AC-State:	567	State:	142	Local:	0					
Sec Cat:	Thin Lift Overlay	Awd Date:	Fall 16	Anticipated Fed Cat:	NHPP	Payments:	0	0	0	0	0	
TIP #:		Future Cost:	0	Estimate Total:	715							
County:	Crawford	Bridge improvements over Crooked Creek. Project involves bridge T0530.				Engineering:	50	349	0	0	0	
Route:	RT M					R/W:	0	10	0	0	0	
Job No.:	5S3143					Construction:	0	985	0	0	0	
Length:	0.24	MPO:	N			FFOS:	0	0	0	0	0	
Fund Cat:	Taking Care Of System	Fed:	1,076	State:	268	Local:	0					
Sec Cat:	Rehab And Reconst	Awd Date:	Winter 17	Anticipated Fed Cat:	NHPP	Payments:	0	0	0	0	0	
TIP #:		Future Cost:	0	Estimate Total:	1,394							
County:	Crawford	Pavement improvements from Rte. 8 to Rte. 49 in Iron County. Includes Rte. V from Rte. 49 to Rte. Y and Rte. P from Rte. C to Rte. 19.				Engineering:	5	90	0	0	0	
Route:	RT Y					R/W:	0	0	0	0	0	
Job No.:	5S3154					Construction:	0	1,309	0	0	0	
Length:	34.82	MPO:	N			FFOS:	0	0	0	0	0	
Fund Cat:	Taking Care Of System	AC-State:	1,119	State:	280	Local:	0					
Sec Cat:	Thin Lift Overlay	Awd Date:	Fall 16	Anticipated Fed Cat:	S.T.P.	Payments:	0	0	0	0	0	
TIP #:		Future Cost:	0	Estimate Total:	1,404							

* Subject to the approval of the Transportation Improvement Plan by the governing Metropolitan Planning Organization.



2017-2021 Highway and Bridge Construction Schedule

Construction contingency applied to construction cost in the year the project is awarded.

Three percent project growth factor compounded annually is applied to right-of-way and construction costs in program years 2, 3, 4, and 5.

No inflation is applied to the Funding From Other Sources (FFOS) or Payments.

Engineering includes PE costs, CE costs and R/W incidentals.

						STATE FISCAL YEAR PROJECT BUDGETING						
						Prior Prog.	7/2016-6/2017	7/2017-6/2018	7/2018-6/2019	7/2019-6/2020	7/2020-6/2021	
County: Dent	Bridge improvements over Dry Valley Creek. Project involves bridge J0216.					Engineering:	10	231	0	0	0	0
Route: MO 32						R/W:	0	10	0	0	0	0
Job No.: 5P3104						Construction:	0	936	0	0	0	0
Length: 0.06	MPO: N					FFOS:	0	0	0	0	0	0
Fund Cat: Taking Care Of System	Fed: 942	State: 235	Local: 0			Payments:	0	0	0	0	0	0
Sec Cat: Rehab And Reconst	Awd Date: Spring 17	Anticipated Fed Cat: NHPP										
TIP #:	Future Cost: 0	Estimate Total: 1,187										
County: Dent	Pavement improvements from Salem to Rte. 63 in Texas County. Includes Rte. 119 from Rte. 32 to end of state maintenance.					Engineering:	0	3	129	0	0	0
Route: MO 32						R/W:	0	0	0	0	0	0
Job No.: 5P3196						Construction:	0	0	2,084	0	0	0
Length: 31.87	MPO: N					FFOS:	0	0	0	0	0	0
Fund Cat: Taking Care Of System	AC-State: 1,772	State: 444	Local: 0			Payments:	0	0	0	0	0	0
Sec Cat: Thin Lift Overlay	Awd Date: Fall 17	Anticipated Fed Cat: S.T.P.										
TIP #:	Future Cost: 0	Estimate Total: 2,216										
County: Dent	Bridge improvements over Holt Creek and Dry Fork Creek. Project involves bridges T0983 and T0984.					Engineering:	17	60	148	0	0	0
Route: RT F						R/W:	0	0	0	0	0	0
Job No.: 5S3167						Construction:	0	0	898	0	0	0
Length: 0.10	MPO: N					FFOS:	0	0	0	0	0	0
Fund Cat: Taking Care Of System	Fed: 884	State: 222	Local: 0			Payments:	0	0	0	0	0	0
Sec Cat: Rehab And Reconst	Awd Date: 2018	Anticipated Fed Cat: NHPP										
TIP #:	Future Cost: 0	Estimate Total: 1,123										
County: Gasconade	Bridge improvements over Little Berger Creek. Project involves bridge K0160.					Engineering:	5	379	0	0	0	0
Route: MO 100						R/W:	0	1	0	0	0	0
Job No.: 5P3099						Construction:	0	1,022	0	0	0	0
Length: 0.07	MPO: N					FFOS:	0	0	0	0	0	0
Fund Cat: Taking Care Of System	Fed: 1,122	State: 280	Local: 0			Payments:	0	0	0	0	0	0
Sec Cat: Rehab And Reconst	Awd Date: Winter 17	Anticipated Fed Cat: NHPP										
TIP #:	Future Cost: 0	Estimate Total: 1,407										
County: Gasconade	Bridge improvements over Second Creek. Includes Rte. EE over Dry Fork Creek. Project involves bridges K0636 and R0292.					Engineering:	29	690	0	0	0	0
Route: MO 19						R/W:	0	10	0	0	0	0
Job No.: 5S3140						Construction:	0	1,641	0	0	0	0
Length: 0.46	MPO: N					FFOS:	0	0	0	0	0	0
Fund Cat: Taking Care Of System	Fed: 1,873	State: 468	Local: 0			Payments:	0	0	0	0	0	0
Sec Cat: Rehab And Reconst	Awd Date: Winter 17	Anticipated Fed Cat: NHPP										
TIP #:	Future Cost: 0	Estimate Total: 2,370										

* Subject to the approval of the Transportation Improvement Plan by the governing Metropolitan Planning Organization.



2017-2021 Highway and Bridge Construction Schedule

Construction contingency applied to construction cost in the year the project is awarded.

Three percent project growth factor compounded annually is applied to right-of-way and construction costs in program years 2, 3, 4, and 5.

No inflation is applied to the Funding From Other Sources (FFOS) or Payments.

Engineering includes PE costs, CE costs and R/W incidentals.

						STATE FISCAL YEAR PROJECT BUDGETING						
						Prior Prog.	7/2016-6/2017	7/2017-6/2018	7/2018-6/2019	7/2019-6/2020	7/2020-6/2021	
County:	Gasconade	Pavement improvements from Jackson St. in Owensville to Crawford County. Includes Rte. A in Osage Co. from Old Rte. 50 to end of state maintenance, Rte. DD in Crawford Co. from Rte. 19 to end of state maintenance and Rte. ZZ in Crawford Co. from Rte. F at I-44 to Rte. 1				Engineering:	0	1	89	0	0	0
Route:	RT EE					R/W:	0	0	0	0	0	0
Job No.:	5P3201					Construction:	0	0	1,647	0	0	0
Length:	29.20	MPO:	N			FFOS:	0	0	0	0	0	0
Fund Cat:	Taking Care Of System	AC-State:	1,391	State:	346	Local:	0					
Sec Cat:	Thin Lift Overlay	Awd Date:	Fall 17	Anticipated Fed Cat:	S.T.P.	Payments:	0	0	0	0	0	0
TIP #:		Future Cost:	0	Estimate Total:	1,737							
County:	Gasconade	Pavement improvements from Rte. 19 in Hermann to Rte. E. Includes Rte. ZZ from Rte. 19 to Franklin County line. \$1,095,000 from District Operations budget.				Engineering:	0	78	0	0	0	0
Route:	RT H					R/W:	0	0	0	0	0	0
Job No.:	5S3189					Construction:	0	1,095	0	0	0	0
Length:	19.51	MPO:	N			FFOS:	0	1,095	0	0	0	0
Fund Cat:	Taking Care Of System	AC-State:	938	State:	235	Local:	0					
Sec Cat:	Thin Lift Overlay	Awd Date:	Fall 16	Anticipated Fed Cat:	S.T.P.	Payments:	0	0	0	0	0	0
TIP #:		Future Cost:	0	Estimate Total:	1,173							
County:	Gasconade	Bridge improvements over Third Creek, 6.8 miles south of Rte. 50. Project involves bridge R0407.				Engineering:	25	67	0	0	0	0
Route:	RT P					R/W:	0	0	0	0	0	0
Job No.:	5S3047					Construction:	0	427	0	0	0	0
Length:	0.06	MPO:	N			FFOS:	0	0	0	0	0	0
Fund Cat:	Taking Care Of System	Fed:	396	State:	98	Local:	0					
Sec Cat:	Rehab And Reconst	Awd Date:	Summer 16	Anticipated Fed Cat:	NHPP	Payments:	0	0	0	0	0	0
TIP #:		Future Cost:	0	Estimate Total:	519							
County:	Gasconade	Bridge improvements over the Bourbeuse River. Project involves bridge N0563.				Engineering:	20	46	102	268	0	0
Route:	RT T					R/W:	0	0	10	0	0	0
Job No.:	5S3174					Construction:	0	0	0	1,850	0	0
Length:	0.10	MPO:	N			FFOS:	0	0	0	0	0	0
Fund Cat:	Taking Care Of System	AC-State:	1,821	State:	455	Local:	0					
Sec Cat:	Rehab And Reconst	Awd Date:	2019	Anticipated Fed Cat:	S.T.P.	Payments:	0	0	0	0	0	0
TIP #:		Future Cost:	0	Estimate Total:	2,296							
County:	Howard	Pavement improvements from Rte. 240 east of Fayette to Rte. 63 in Boone County.				Engineering:	1	34	0	0	0	0
Route:	MO 124					R/W:	0	0	0	0	0	0
Job No.:	5S3160					Construction:	0	520	0	0	0	0
Length:	19.95	MPO:	N			FFOS:	0	0	0	0	0	0
Fund Cat:	Taking Care Of System	AC-State:	444	State:	110	Local:	0					
Sec Cat:	Thin Lift Overlay	Awd Date:	Fall 16	Anticipated Fed Cat:	S.T.P.	Payments:	0	0	0	0	0	0
TIP #:		Future Cost:	0	Estimate Total:	555							

* Subject to the approval of the Transportation Improvement Plan by the governing Metropolitan Planning Organization.



2017-2021 Highway and Bridge Construction Schedule

Construction contingency applied to construction cost in the year the project is awarded.

Three percent project growth factor compounded annually is applied to right-of-way and construction costs in program years 2, 3, 4, and 5.

No inflation is applied to the Funding From Other Sources (FFOS) or Payments.

Engineering includes PE costs, CE costs and R/W incidentals.

						STATE FISCAL YEAR PROJECT BUDGETING						
						Prior Prog.	7/2016-6/2017	7/2017-6/2018	7/2018-6/2019	7/2019-6/2020	7/2020-6/2021	
County:	Howard	Pavement and shoulder improvements from Rte. 5 to Rte. UU in Boone County.				Engineering:	0	10	261	0	0	0
Route:	US 40					R/W:	0	0	0	0	0	0
Job No.:	5P3213					Construction:	0	0	4,219	0	0	0
Length:	17.82	MPO:	Y			FFOS:	0	0	0	0	0	0
Fund Cat:	Taking Care Of System	Fed:	3,592	State:	898	Local:	0					
Sec Cat:	Thin Lift Overlay	Awd Date:	Fall 17	Anticipated Fed Cat:	S.T.P.	Payments:	0	0	0	0	0	0
TIP #:		Future Cost:	0	Estimate Total:	4,490							
County:	Howard	Pavement improvements from bridge over Bear Creek to Rte. 87.				Engineering:	1	19	0	0	0	0
Route:	MO 5					R/W:	0	2	0	0	0	0
Job No.:	5P3156					Construction:	0	234	0	0	0	0
Length:	0.85	MPO:	N			FFOS:	0	0	0	0	0	0
Fund Cat:	Taking Care Of System	AC-State:	205	State:	50	Local:	0					
Sec Cat:	Thin Lift Overlay	Awd Date:	Fall 16	Anticipated Fed Cat:	S.T.P.	Payments:	0	0	0	0	0	0
TIP #:		Future Cost:	0	Estimate Total:	256							
County:	Howard	Bridge improvements over Doxie Creek. Project involves bridge X0691.				Engineering:	7	20	21	101	0	0
Route:	RT V					R/W:	0	0	1	0	0	0
Job No.:	5S3172					Construction:	0	0	0	708	0	0
Length:	0.02	MPO:	N			FFOS:	0	0	0	0	0	0
Fund Cat:	Taking Care Of System	AC-State:	681	State:	170	Local:	0					
Sec Cat:	Rehab And Reconst	Awd Date:	2019	Anticipated Fed Cat:	S.T.P.	Payments:	0	0	0	0	0	0
TIP #:		Future Cost:	0	Estimate Total:	858							
County:	Laclede	Pavement and shoulder improvements from Rte. 5 in Laclede County to Rte. 17 in Texas County.				Engineering:	10	37	763	0	0	0
Route:	MO 32					R/W:	0	0	0	0	0	0
Job No.:	5P3124					Construction:	0	0	3,568	0	0	0
Length:	37.37	MPO:	N			FFOS:	0	0	0	0	0	0
Fund Cat:	Taking Care Of System	AC-State:	3,494	State:	874	Local:	0					
Sec Cat:	Thin Lift Overlay	Awd Date:	Fall 17	Anticipated Fed Cat:	S.T.P.	Payments:	0	0	0	0	0	0
TIP #:		Future Cost:	0	Estimate Total:	4,378							
County:	Laclede	Job Order Contracting for asphalt pavement repair in Laclede, Pulaski, Phelps and Crawford Counties.				Engineering:	0	37	0	0	0	0
Route:	IS 44					R/W:	0	0	0	0	0	0
Job No.:	0I3003Q					Construction:	0	525	0	0	0	0
Length:	112.22	MPO:	N			FFOS:	0	0	0	0	0	0
Fund Cat:	Statewide Interstate And Major Bridge	AC-State:	505	State:	57	Local:	0					
Sec Cat:	Preventive Maint	Awd Date:	Spring 17	Anticipated Fed Cat:	NHPP	Payments:	0	0	0	0	0	0
TIP #:		Future Cost:	0	Estimate Total:	562							

* Subject to the approval of the Transportation Improvement Plan by the governing Metropolitan Planning Organization.



2017-2021 Highway and Bridge Construction Schedule

Construction contingency applied to construction cost in the year the project is awarded.
 Three percent project growth factor compounded annually is applied to right-of-way and construction costs in program years 2, 3, 4, and 5.
 No inflation is applied to the Funding From Other Sources (FFOS) or Payments.
 Engineering includes PE costs, CE costs and R/W incidentals.

						STATE FISCAL YEAR PROJECT BUDGETING						
						Prior Prog.	7/2016-6/2017	7/2017-6/2018	7/2018-6/2019	7/2019-6/2020	7/2020-6/2021	
County:	Laclede	Job Order Contracting for concrete pavement repair in Laclede, Pulaski, Phelps and Crawford Counties.				Engineering:	0	11	0	0	0	0
Route:	IS 44					R/W:	0	0	0	0	0	
Job No.:	013003R					Construction:	0	150	0	0	0	
Length:	112.22	MPO: N				FFOS:	0	0	0	0	0	
Fund Cat:	Statewide Interstate And Major Bridge	AC-State:	145	State:	16	Local:	0					
Sec Cat:	Preventive Maint	Awd Date:	Spring 17	Anticipated Fed Cat:	NHPP	Payments:	0	0	0	0	0	
TIP #:		Future Cost:	0	Estimate Total:	161							
County:	Laclede	Bridge improvements over the Gasconade River. Project involves bridge G0245.				Engineering:	50	215	763	0	0	0
Route:	OR 44					R/W:	0	100	0	0	0	
Job No.:	5S3162					Construction:	0	0	4,311	0	0	
Length:	0.40	MPO: N				FFOS:	0	0	0	0	0	
Fund Cat:	Taking Care Of System	AC-State:	4,311	State:	1,078	Local:	0					
Sec Cat:	Rehab And Reconst	Awd Date:	2018	Anticipated Fed Cat:	S.T.P. Federal Oversight	Payments:	0	0	0	0	0	
TIP #:		Future Cost:	0	Estimate Total:	5,439							
County:	Laclede	Pavement and bridge improvements on the eastbound and westbound lanes from near the Laclede County line to 0.2 mile west of Sugar Tree Road. Project involves bridges L0415, A1635 and A1636.				Engineering:	102	23	50	169	0	0
Route:	IS 44					R/W:	0	0	0	0	0	
Job No.:	9I2167					Construction:	0	0	0	13,651	0	
Length:	31.13	MPO: N				FFOS:	0	0	0	0	0	
Fund Cat:	Statewide Interstate And Major Bridge	AC-State:	12,504	State:	1,389	Local:	0					
Sec Cat:	Preventive Maint	Awd Date:	2019	Anticipated Fed Cat:	NHPP	Payments:	0	0	0	0	0	
TIP #:		Future Cost:	0	Estimate Total:	13,995							
County:	Laclede	Payment to the City of Lebanon for ADA Transition Plan improvements from 6th Street to Vance Road. \$518,000 Statewide Transportation Alternative funds and \$7,000 District Alternative funds. City to let as STP-3800(806).				Engineering:	0	0	0	0	0	0
Route:	MO 5					R/W:	0	0	0	0	0	
Job No.:	5P3069B					Construction:	0	525	0	0	0	
Length:	0.00	MPO: N				FFOS:	0	525	0	0	0	
Fund Cat:	Taking Care Of System	Fed:	420	State:	105	Local:	0					
Sec Cat:	N- Ada Trans	Awd Date:	Let by Others	Anticipated Fed Cat:	S.T.P.	Payments:	0	0	0	0	0	
TIP #:		Future Cost:	0	Estimate Total:	525							
County:	Laclede	Pavement and shoulder improvements from Rte. 32 to Rte. C.				Engineering:	5	19	269	0	0	0
Route:	MO 5					R/W:	0	0	0	0	0	
Job No.:	5P3123					Construction:	0	0	1,288	0	0	
Length:	5.89	MPO: N				FFOS:	0	0	0	0	0	
Fund Cat:	Taking Care Of System	AC-State:	1,260	State:	316	Local:	0					
Sec Cat:	Thin Lift Overlay	Awd Date:	Fall 17	Anticipated Fed Cat:	S.T.P.	Payments:	0	0	0	0	0	
TIP #:		Future Cost:	0	Estimate Total:	1,581							

* Subject to the approval of the Transportation Improvement Plan by the governing Metropolitan Planning Organization.



2017-2021 Highway and Bridge Construction Schedule

Construction contingency applied to construction cost in the year the project is awarded.

Three percent project growth factor compounded annually is applied to right-of-way and construction costs in program years 2, 3, 4, and 5.

No inflation is applied to the Funding From Other Sources (FFOS) or Payments.

Engineering includes PE costs, CE costs and R/W incidentals.

						STATE FISCAL YEAR PROJECT BUDGETING						
						Prior Prog.	7/2016-6/2017	7/2017-6/2018	7/2018-6/2019	7/2019-6/2020	7/2020-6/2021	
County:	Laclede	Bridge painting over I-44 at Lebanon. Project involves bridge A3617.				Engineering:	0	31	0	0	0	0
Route:	MO 5					R/W:	0	0	0	0	0	
Job No.:	5P3203					Construction:	0	275	0	0	0	
Length:	0.07	MPO:	N			FFOS:	0	0	0	0	0	
Fund Cat:	Taking Care Of System	Fed:	245	State:	61	Local:	0					
Sec Cat:	Preventive Maint	Awd Date:	Spring 17	Anticipated Fed Cat:	NHPP	Payments:	0	0	0	0	0	
TIP #:		Future Cost:	0	Estimate Total:	306							
County:	Laclede	Pavement improvements from Rte. 32 to Rte. O. Includes Rte. C from Rte. A to Rte. 5 and Rte. CC from Rte. C to Webster County.				Engineering:	0	1	40	0	0	0
Route:	RT B					R/W:	0	0	0	0	0	
Job No.:	5S3198					Construction:	0	0	732	0	0	
Length:	29.64	MPO:	N			FFOS:	0	0	0	0	0	
Fund Cat:	Taking Care Of System	AC-State:	619	State:	154	Local:	0					
Sec Cat:	Thin Lift Overlay	Awd Date:	2018	Anticipated Fed Cat:	S.T.P.	Payments:	0	0	0	0	0	
TIP #:		Future Cost:	0	Estimate Total:	773							
County:	Maries	Bridge improvements over Little Maries River. Project involves bridge A2531.				Engineering:	11	57	0	0	0	0
Route:	MO 42					R/W:	3	0	0	0	0	
Job No.:	5P3106					Construction:	0	463	0	0	0	
Length:	0.11	MPO:	N			FFOS:	0	0	0	0	0	
Fund Cat:	Taking Care Of System	Fed:	416	State:	104	Local:	0					
Sec Cat:	Rehab And Reconst	Awd Date:	Fall 16	Anticipated Fed Cat:	NHPP	Payments:	0	0	0	0	0	
TIP #:		Future Cost:	0	Estimate Total:	534							
County:	Maries	Bridge improvements over Coppedge Creek and Lanes Fork Creek. Project involves bridges A3405 and A3406.				Engineering:	6	109	0	0	0	0
Route:	MO 68					R/W:	1	0	0	0	0	
Job No.:	5P3122					Construction:	0	696	0	0	0	
Length:	0.11	MPO:	N			FFOS:	0	0	0	0	0	
Fund Cat:	Taking Care Of System	Fed:	644	State:	161	Local:	0					
Sec Cat:	Rehab And Reconst	Awd Date:	Fall 16	Anticipated Fed Cat:	NHPP	Payments:	0	0	0	0	0	
TIP #:		Future Cost:	0	Estimate Total:	812							
County:	Miller	Pavement improvements from Rte. 42 to I-44 Spur and from I-44 to Rte. 32 in Texas County. Two disconnected sections.				Engineering:	0	2	137	0	0	0
Route:	MO 17					R/W:	0	0	0	0	0	
Job No.:	5P3197					Construction:	0	0	2,533	0	0	
Length:	49.55	MPO:	N			FFOS:	0	0	0	0	0	
Fund Cat:	Taking Care Of System	AC-State:	2,137	State:	535	Local:	0					
Sec Cat:	Thin Lift Overlay	Awd Date:	2018	Anticipated Fed Cat:	S.T.P.	Payments:	0	0	0	0	0	
TIP #:		Future Cost:	0	Estimate Total:	2,672							

* Subject to the approval of the Transportation Improvement Plan by the governing Metropolitan Planning Organization.



2017-2021 Highway and Bridge Construction Schedule

Construction contingency applied to construction cost in the year the project is awarded.

Three percent project growth factor compounded annually is applied to right-of-way and construction costs in program years 2, 3, 4, and 5.

No inflation is applied to the Funding From Other Sources (FFOS) or Payments.

Engineering includes PE costs, CE costs and R/W incidentals.

						STATE FISCAL YEAR PROJECT BUDGETING						
						Prior Prog.	7/2016-6/2017	7/2017-6/2018	7/2018-6/2019	7/2019-6/2020	7/2020-6/2021	
County:	Miller	Pavement and shoulder improvements from Iberia to Rte. 63. Includes Rte. 19 pavement & shoulders from Rte. 50 to Rte. 28. Includes Rte. 28 pavement improvements from Rte. 63 to I-44. Rte. 100 pavement improvement from Rte. N to Rte. 19 & east of Hermann to Franklin Co.				Engineering:	0	92	433	0	0	0
Route:	MO 42					R/W:	0	0	0	0	0	0
Job No.:	5P3191					Construction:	0	0	4,996	0	0	0
Length:	77.74	MPO:	N			FFOS:	0	0	0	0	0	0
Fund Cat:	Taking Care Of System	AC-State:	4,417	State:	1,104	Local:	0					
Sec Cat:	Thin Lift Overlay	Awd Date:	Fall 17	Anticipated Fed Cat:	S.T.P.	Payments:	0	0	0	0	0	0
TIP #:		Future Cost:	0	Estimate Total:	5,521							
County:	Miller	Bridge improvements over Rte. 54 at Eldon. Project involves bridge A2810.				Engineering:	5	186	0	0	0	0
Route:	MO 52					R/W:	0	0	0	0	0	0
Job No.:	5P3102					Construction:	0	1,184	0	0	0	0
Length:	0.06	MPO:	N			FFOS:	0	0	0	0	0	0
Fund Cat:	Taking Care Of System	Fed:	1,096	State:	274	Local:	0					
Sec Cat:	Rehab And Reconst	Awd Date:	Winter 17	Anticipated Fed Cat:	NHPP	Payments:	0	0	0	0	0	0
TIP #:		Future Cost:	0	Estimate Total:	1,375							
County:	Miller	Bridge improvements over Tavern Creek. Project involves bridge N0455.				Engineering:	50	81	222	0	0	0
Route:	RT A					R/W:	0	1	0	0	0	0
Job No.:	5S3163					Construction:	0	0	1,303	0	0	0
Length:	0.17	MPO:	N			FFOS:	0	0	0	0	0	0
Fund Cat:	Taking Care Of System	Fed:	1,286	State:	321	Local:	0					
Sec Cat:	Rehab And Reconst	Awd Date:	2018	Anticipated Fed Cat:	NHPP	Payments:	0	0	0	0	0	0
TIP #:		Future Cost:	0	Estimate Total:	1,657							
County:	Moniteau	Pavement improvements from Rte. 50 to Rte. 52.				Engineering:	0	1	31	0	0	0
Route:	MO 5					R/W:	0	0	0	0	0	0
Job No.:	5P3209					Construction:	0	0	563	0	0	0
Length:	14.47	MPO:	N			FFOS:	0	0	0	0	0	0
Fund Cat:	Taking Care Of System	AC-State:	476	State:	119	Local:	0					
Sec Cat:	Thin Lift Overlay	Awd Date:	Fall 17	Anticipated Fed Cat:	NHPP	Payments:	0	0	0	0	0	0
TIP #:		Future Cost:	0	Estimate Total:	595							
County:	Moniteau	Bridge improvements over Moreau Creek. Project involves bridge R0435.				Engineering:	32	50	52	302	0	0
Route:	RT E					R/W:	0	0	5	0	0	0
Job No.:	5S3168					Construction:	0	0	0	2,129	0	0
Length:	0.06	MPO:	N			FFOS:	0	0	0	0	0	0
Fund Cat:	Taking Care Of System	Fed:	2,031	State:	507	Local:	0					
Sec Cat:	Rehab And Reconst	Awd Date:	2019	Anticipated Fed Cat:	NHPP	Payments:	0	0	0	0	0	0
TIP #:		Future Cost:	0	Estimate Total:	2,570							

* Subject to the approval of the Transportation Improvement Plan by the governing Metropolitan Planning Organization.



2017-2021 Highway and Bridge Construction Schedule

Construction contingency applied to construction cost in the year the project is awarded.

Three percent project growth factor compounded annually is applied to right-of-way and construction costs in program years 2, 3, 4, and 5.

No inflation is applied to the Funding From Other Sources (FFOS) or Payments.

Engineering includes PE costs, CE costs and R/W incidentals.

						STATE FISCAL YEAR PROJECT BUDGETING						
						Prior Prog.	7/2016-6/2017	7/2017-6/2018	7/2018-6/2019	7/2019-6/2020	7/2020-6/2021	
County:	Morgan	Pavement and shoulder improvements from Rte. 5 west junction at Versailles to Aurora Street at Eldon.				Engineering:	25	378	0	0	0	0
Route:	MO 52					R/W:	0	0	0	0	0	0
Job No.:	5P3117					Construction:	0	3,494	0	0	0	0
Length:	17.93	MPO: N				FFOS:	0	0	0	0	0	0
Fund Cat:	Taking Care Of System	AC-State:	3,097	State:	775	Local:	0					
Sec Cat:	Thin Lift Overlay	Awd Date:	Fall 16	Anticipated Fed Cat:	NHPP							
TIP #:		Future Cost:	0	Estimate Total:	3,897		Payments:	0	0	0	0	0
County:	Morgan	Pavement improvements from near the Benton County line to Rte. 5 at Versailles.				Engineering:	0	1	34	0	0	0
Route:	MO 52					R/W:	0	0	0	0	0	0
Job No.:	5P3208					Construction:	0	0	622	0	0	0
Length:	11.91	MPO: N				FFOS:	0	0	0	0	0	0
Fund Cat:	Taking Care Of System	AC-State:	526	State:	131	Local:	0					
Sec Cat:	Thin Lift Overlay	Awd Date:	Fall 17	Anticipated Fed Cat:	S.T.P.							
TIP #:		Future Cost:	0	Estimate Total:	657		Payments:	0	0	0	0	0
County:	Morgan	Bridge improvements over Richland Creek. Project involves bridge P0717.				Engineering:	10	20	31	142	0	0
Route:	RT BB					R/W:	0	0	10	0	0	0
Job No.:	5S3175					Construction:	0	0	0	732	0	0
Length:	0.07	MPO: N				FFOS:	0	0	0	0	0	0
Fund Cat:	Taking Care Of System	Fed:	748	State:	187	Local:	0					
Sec Cat:	Rehab And Reconst	Awd Date:	2019	Anticipated Fed Cat:	NHPP							
TIP #:		Future Cost:	0	Estimate Total:	945		Payments:	0	0	0	0	0
County:	Morgan	Pavement improvements from Rte. 135 to Rte. D. Includes Rte. Z from Rte. D to Rte. 5 in Moniteau County. \$1,034,000 from District Operations budget.				Engineering:	0	68	0	0	0	0
Route:	RT BB					R/W:	0	0	0	0	0	0
Job No.:	5S3188					Construction:	0	1,034	0	0	0	0
Length:	17.66	MPO: N				FFOS:	0	1,034	0	0	0	0
Fund Cat:	Taking Care Of System	AC-State:	881	State:	221	Local:	0					
Sec Cat:	Thin Lift Overlay	Awd Date:	Fall 16	Anticipated Fed Cat:	S.T.P.							
TIP #:		Future Cost:	0	Estimate Total:	1,102		Payments:	0	0	0	0	0
County:	Morgan	Bridge painting over Haw Creek, 0.4 mile east of the Pettis/Morgan County line. Project involves bridge A1865.				Engineering:	1	7	0	0	0	0
Route:	RT M					R/W:	0	0	0	0	0	0
Job No.:	5S0861B					Construction:	0	70	0	0	0	0
Length:	0.03	MPO: N				FFOS:	0	0	0	0	0	0
Fund Cat:	Taking Care Of System	Fed:	62	State:	15	Local:	0					
Sec Cat:	Preventive Maint	Awd Date:	Spring 17	Anticipated Fed Cat:	NHPP							
TIP #:		Future Cost:	0	Estimate Total:	78		Payments:	0	0	0	0	0

* Subject to the approval of the Transportation Improvement Plan by the governing Metropolitan Planning Organization.



2017-2021 Highway and Bridge Construction Schedule

Construction contingency applied to construction cost in the year the project is awarded.

Three percent project growth factor compounded annually is applied to right-of-way and construction costs in program years 2, 3, 4, and 5.

No inflation is applied to the Funding From Other Sources (FFOS) or Payments.

Engineering includes PE costs, CE costs and R/W incidentals.

						STATE FISCAL YEAR PROJECT BUDGETING						
						Prior Prog.	7/2016-6/2017	7/2017-6/2018	7/2018-6/2019	7/2019-6/2020	7/2020-6/2021	
County: Morgan	Pavement improvements from Rte. 5 to end of state maintenance. Includes Rte. P from Rte. 5 to end of state maintenance.					Engineering:	2	36	0	0	0	0
Route: RT O						R/W:	0	0	0	0	0	
Job No.: 5S3157						Construction:	0	531	0	0	0	
Length: 9.06	MPO: N					FFOS:	0	0	0	0	0	
Fund Cat: Taking Care Of System	AC-State: 454	State: 113	Local: 0			Payments:	0	0	0	0	0	
Sec Cat: Thin Lift Overlay	Awd Date: Fall 16	Anticipated Fed Cat: S.T.P.										
TIP #:	Future Cost: 0	Estimate Total: 569										
County: Morgan	Bridge improvements over Messer Creek. Project involves bridge R0257.					Engineering:	7	31	111	0	0	
Route: RT PP						R/W:	0	10	0	0	0	
Job No.: 5S3171						Construction:	0	0	521	0	0	
Length: 0.03	MPO: N					FFOS:	0	0	0	0	0	
Fund Cat: Taking Care Of System	AC-State: 539	State: 134	Local: 0			Payments:	0	0	0	0	0	
Sec Cat: Rehab And Reconst	Awd Date: 2018	Anticipated Fed Cat: S.T.P.										
TIP #:	Future Cost: 0	Estimate Total: 680										
County: Osage	Pavement improvements from Rte. 50 to 0.7 mile east of Rte. 89 at Chamois.					Engineering:	6	86	0	0	0	
Route: MO 100						R/W:	0	0	0	0	0	
Job No.: 5S3150						Construction:	0	1,316	0	0	0	
Length: 18.58	MPO: N					FFOS:	0	0	0	0	0	
Fund Cat: Taking Care Of System	AC-State: 1,122	State: 280	Local: 0			Payments:	0	0	0	0	0	
Sec Cat: Thin Lift Overlay	Awd Date: Fall 16	Anticipated Fed Cat: S.T.P.										
TIP #:	Future Cost: 0	Estimate Total: 1,408										
County: Osage	Pavement improvements from Rte. 63 to Rte. 17 in Pulaski Co., Rte. EE from Rte. 133 to end, Rte. 89 between Linn and Belle city limits, Rte. 89 from Cherry St. in Chamois to Rte. 50 east junction and Spur 89 from Rte. 50 to Rte. 89.					Engineering:	6	126	0	0	0	
Route: MO 133						R/W:	0	0	0	0	0	
Job No.: 5S3151						Construction:	0	1,923	0	0	0	
Length: 86.32	MPO: N					FFOS:	0	0	0	0	0	
Fund Cat: Taking Care Of System	AC-State: 1,639	State: 410	Local: 0			Payments:	0	0	0	0	0	
Sec Cat: Thin Lift Overlay	Awd Date: Fall 16	Anticipated Fed Cat: S.T.P.										
TIP #:	Future Cost: 0	Estimate Total: 2,055										
County: Osage	Bridge improvements over the Maries River. Project involves bridge A1840.					Engineering:	33	114	0	0	0	
Route: RT T						R/W:	0	0	0	0	0	
Job No.: 5S3144						Construction:	0	726	0	0	0	
Length: 0.27	MPO: N					FFOS:	0	0	0	0	0	
Fund Cat: Taking Care Of System	Fed: 673	State: 167	Local: 0			Payments:	0	0	0	0	0	
Sec Cat: Rehab And Reconst	Awd Date: Winter 17	Anticipated Fed Cat: NHPP										
TIP #:	Future Cost: 0	Estimate Total: 873										

* Subject to the approval of the Transportation Improvement Plan by the governing Metropolitan Planning Organization.



2017-2021 Highway and Bridge Construction Schedule

Construction contingency applied to construction cost in the year the project is awarded.

Three percent project growth factor compounded annually is applied to right-of-way and construction costs in program years 2, 3, 4, and 5.

No inflation is applied to the Funding From Other Sources (FFOS) or Payments.

Engineering includes PE costs, CE costs and R/W incidentals.

						STATE FISCAL YEAR PROJECT BUDGETING						
						Prior Prog.	7/2016-6/2017	7/2017-6/2018	7/2018-6/2019	7/2019-6/2020	7/2020-6/2021	
County:	Phelps	Pavement improvements from 0.7 mile south of Rte. CC in Phelps County to Rte. CC in Texas County. \$996,879.31 FY2010 Approp. Demo ID MO249.				Engineering:	36	379	0	0	0	0
Route:	US 63					R/W:	0	0	0	0	0	0
Job No.:	5P3054					Construction:	0	5,610	0	0	0	0
Length:	24.98	MPO:	N			FFOS:	0	0	0	0	0	0
Fund Cat:	Taking Care Of System	AC-State:	4,791	State:	1,198	Local:	0					
Sec Cat:	Thin Lift Overlay	Awd Date:	Fall 16	Anticipated Fed Cat:	NHPP	Payments:	0	0	0	0	0	0
TIP #:		Future Cost:	0	Estimate Total:	6,025							
County:	Phelps	Pavement improvements from 0.8 mile north of I-44 to 0.7 mile south of Rte. CC at Rolla.				Engineering:	20	9	166	0	0	0
Route:	US 63					R/W:	0	0	0	0	0	0
Job No.:	5P3116					Construction:	0	0	2,730	0	0	0
Length:	4.51	MPO:	N			FFOS:	0	0	0	0	0	0
Fund Cat:	Taking Care Of System	AC-State:	2,324	State:	581	Local:	0					
Sec Cat:	Thin Lift Overlay	Awd Date:	2018	Anticipated Fed Cat:	NHPP	Payments:	0	0	0	0	0	0
TIP #:		Future Cost:	0	Estimate Total:	2,925							
County:	Phelps	ADA Transition Plan improvements from 0.8 mile north of I-44 to 0.7 mile south of Rte. CC at Rolla. \$650,000 from Statewide Transportation Alternatives funds.				Engineering:	3	30	146	0	0	0
Route:	US 63					R/W:	0	0	41	0	0	0
Job No.:	5P3129					Construction:	0	0	795	0	0	0
Length:	4.51	MPO:	N			FFOS:	0	0	650	0	0	0
Fund Cat:	Taking Care Of System	Fed:	810	State:	202	Local:	0					
Sec Cat:	N- Ada Trans	Awd Date:	2018	Anticipated Fed Cat:	NHPP	Payments:	0	0	0	0	0	0
TIP #:		Future Cost:	0	Estimate Total:	1,015							
County:	Phelps	ADA Transition Plan improvements from 0.3 mile west of I-44 to near West Johnson Street. \$131,000 from Statewide Transportation Alternatives funds.				Engineering:	5	33	0	0	0	0
Route:	MO 68					R/W:	0	20	0	0	0	0
Job No.:	5P3030					Construction:	0	144	0	0	0	0
Length:	1.18	MPO:	N			FFOS:	0	131	0	0	0	0
Fund Cat:	Taking Care Of System	Fed:	158	State:	39	Local:	0					
Sec Cat:	N- Ada Trans	Awd Date:	Spring 17	Anticipated Fed Cat:	S.T.P.	Payments:	0	0	0	0	0	0
TIP #:		Future Cost:	0	Estimate Total:	202							
County:	Phelps	Pavement improvements from 0.3 mile west of I-44 to Rte. 8 east junction.				Engineering:	5	90	0	0	0	0
Route:	MO 68					R/W:	0	0	0	0	0	0
Job No.:	5P3120					Construction:	0	479	0	0	0	0
Length:	5.12	MPO:	N			FFOS:	0	0	0	0	0	0
Fund Cat:	Taking Care Of System	AC-State:	455	State:	114	Local:	0					
Sec Cat:	Thin Lift Overlay	Awd Date:	Spring 17	Anticipated Fed Cat:	S.T.P.	Payments:	0	0	0	0	0	0
TIP #:		Future Cost:	0	Estimate Total:	574							

* Subject to the approval of the Transportation Improvement Plan by the governing Metropolitan Planning Organization.



2017-2021 Highway and Bridge Construction Schedule

Construction contingency applied to construction cost in the year the project is awarded.
 Three percent project growth factor compounded annually is applied to right-of-way and construction costs in program years 2, 3, 4, and 5.
 No inflation is applied to the Funding From Other Sources (FFOS) or Payments.
 Engineering includes PE costs, CE costs and R/W incidentals.

						STATE FISCAL YEAR PROJECT BUDGETING						
						Prior Prog.	7/2016-6/2017	7/2017-6/2018	7/2018-6/2019	7/2019-6/2020	7/2020-6/2021	
County:	Phelps	Bridge improvements over the Bourbeuse River, near the Gasconade County line. Project involves bridge X0008.				Engineering:	15	52	197	0	0	0
Route:	RT B					R/W:	0	10	0	0	0	0
Job No.:	5S3041					Construction:	0	0	1,506	0	0	0
Length:	0.08	MPO:	N			FFOS:	0	0	0	0	0	0
Fund Cat:	Taking Care Of System	Fed:	1,413	State:	352	Local:	0					
Sec Cat:	Rehab And Reconst	Awd Date:	2018	Anticipated Fed Cat:	NHPP	Payments:	0	0	0	0	0	0
TIP #:		Future Cost:	0	Estimate Total:	1,780							
County:	Phelps	Pavement and shoulder improvements from Forum Drive at Rolla to Maramec St. at St. James. Includes pavement improvements on Rte. E from Rte. 63 to end of state maintenance and pavement improvements on Rte. F from Rte. 72 to Rte. 68.				Engineering:	0	6	246	0	0	0
Route:	RT BB					R/W:	0	10	0	0	0	0
Job No.:	5P3215					Construction:	0	0	3,928	0	0	0
Length:	36.69	MPO:	N			FFOS:	0	0	0	0	0	0
Fund Cat:	Taking Care Of System	AC-State:	3,352	State:	838	Local:	0					
Sec Cat:	Thin Lift Overlay	Awd Date:	Fall 17	Anticipated Fed Cat:	S.T.P.	Payments:	0	0	0	0	0	0
TIP #:		Future Cost:	0	Estimate Total:	4,190							
County:	Phelps	Bridge improvements over the BNSF Railroad. Project involves bridge X0638.				Engineering:	41	294	0	0	0	0
Route:	RT D					R/W:	0	10	0	0	0	0
Job No.:	5S3141					Construction:	0	787	0	0	0	0
Length:	0.06	MPO:	N			FFOS:	0	0	0	0	0	0
Fund Cat:	Taking Care Of System	Fed:	873	State:	218	Local:	0					
Sec Cat:	Rehab And Reconst	Awd Date:	Spring 17	Anticipated Fed Cat:	NHPP	Payments:	0	0	0	0	0	0
TIP #:		Future Cost:	0	Estimate Total:	1,132							
County:	Phelps	Pavement improvements from I-44 to Rte. K.				Engineering:	0	1	51	0	0	0
Route:	RT J					R/W:	0	0	0	0	0	0
Job No.:	5S3193					Construction:	0	0	938	0	0	0
Length:	17.29	MPO:	N			FFOS:	0	0	0	0	0	0
Fund Cat:	Taking Care Of System	AC-State:	792	State:	198	Local:	0					
Sec Cat:	Thin Lift Overlay	Awd Date:	Fall 17	Anticipated Fed Cat:	S.T.P.	Payments:	0	0	0	0	0	0
TIP #:		Future Cost:	0	Estimate Total:	990							
County:	Phelps	Pavement and shoulder improvements from Hypoint Boulevard to I-44 Outer Road in Rolla.				Engineering:	5	38	0	0	0	0
Route:	RT V					R/W:	0	0	0	0	0	0
Job No.:	5S3153					Construction:	0	261	0	0	0	0
Length:	0.30	MPO:	N			FFOS:	0	0	0	0	0	0
Fund Cat:	Taking Care Of System	AC-State:	239	State:	60	Local:	0					
Sec Cat:	Thin Lift Overlay	Awd Date:	Fall 16	Anticipated Fed Cat:	S.T.P.	Payments:	0	0	0	0	0	0
TIP #:		Future Cost:	0	Estimate Total:	304							

* Subject to the approval of the Transportation Improvement Plan by the governing Metropolitan Planning Organization.



2017-2021 Highway and Bridge Construction Schedule

Construction contingency applied to construction cost in the year the project is awarded.

Three percent project growth factor compounded annually is applied to right-of-way and construction costs in program years 2, 3, 4, and 5.

No inflation is applied to the Funding From Other Sources (FFOS) or Payments.

Engineering includes PE costs, CE costs and R/W incidentals.

						STATE FISCAL YEAR PROJECT BUDGETING						
						Prior Prog.	7/2016-6/2017	7/2017-6/2018	7/2018-6/2019	7/2019-6/2020	7/2020-6/2021	
County:	Pulaski	Repair slide 0.1 mile north of I-44.				Engineering:	0	25	0	0	0	0
Route:	MO 17					R/W:	0	10	0	0	0	0
Job No.:	5P3190					Construction:	0	106	0	0	0	0
Length:	0.10	MPO:	N			FFOS:	0	0	0	0	0	0
Fund Cat:	Taking Care Of System	AC-State:	113	State:	28	Local:	0					
Sec Cat:	Routine Maintenance	Awd Date:	Spring 17		Anticipated Fed Cat:	S.T.P.						
TIP #:		Future Cost:	0			Estimate Total:	141					
County:	Pulaski	Bridge improvements over the Gasconade River. Project involves bridge A0843.				Engineering:	11	157	0	0	0	0
Route:	MO 7					R/W:	3	0	0	0	0	0
Job No.:	5P3100					Construction:	0	1,273	0	0	0	0
Length:	0.23	MPO:	N			FFOS:	0	0	0	0	0	0
Fund Cat:	Taking Care Of System	Fed:	1,144			State:	286	Local:	0			
Sec Cat:	Rehab And Reconst	Awd Date:	Fall 16		Anticipated Fed Cat:	NHPP						
TIP #:		Future Cost:	0			Estimate Total:	1,444					
County:	Pulaski	Bridge painting over the Gasconade River. Project involves bridge A0843.				Engineering:	5	5	52	0	0	0
Route:	MO 7					R/W:	0	0	0	0	0	0
Job No.:	5P3109					Construction:	0	0	706	0	0	0
Length:	0.50	MPO:	N			FFOS:	0	0	0	0	0	0
Fund Cat:	Taking Care Of System	Fed:	611			State:	152	Local:	0			
Sec Cat:	Preventive Maint	Awd Date:	2018		Anticipated Fed Cat:	NHPP						
TIP #:		Future Cost:	0			Estimate Total:	768					
County:	Various	ADA Transition Plan improvements at various locations in the Central District.				Engineering:	5	0	0	0	0	0
Route:	Various	\$1,214,000 Statewide Transportation Alternatives funds.				R/W:	0	0	0	0	0	0
Job No.:	0P3011F					Construction:	0	680	0	0	0	0
Length:	0.00	MPO:	N			FFOS:	0	680	0	0	0	0
Fund Cat:	Taking Care Of System	Fed:	544			State:	136	Local:	0			
Sec Cat:	N- Ada Trans	Awd Date:	2017		Anticipated Fed Cat:	S.T.P.						
TIP #:		Future Cost:	0			Estimate Total:	685					
County:	Various	Safety projects at various locations in the Central District. \$1,309,000 from Open				Engineering:	0	0	0	0	0	0
Route:	Various	Container funds.				R/W:	0	0	0	0	0	0
Job No.:	0P3018F					Construction:	0	0	1,348	0	0	0
Length:	0.00	MPO:	N			FFOS:	0	0	1,309	0	0	0
Fund Cat:	Safety	Fed:	1,213			State:	135	Local:	0			
Sec Cat:	Safety	Awd Date:	2018		Anticipated Fed Cat:	Safety						
TIP #:		Future Cost:	0			Estimate Total:	1,348					

* Subject to the approval of the Transportation Improvement Plan by the governing Metropolitan Planning Organization.



2017-2021 Highway and Bridge Construction Schedule

Construction contingency applied to construction cost in the year the project is awarded.

Three percent project growth factor compounded annually is applied to right-of-way and construction costs in program years 2, 3, 4, and 5.

No inflation is applied to the Funding From Other Sources (FFOS) or Payments.

Engineering includes PE costs, CE costs and R/W incidentals.

						STATE FISCAL YEAR PROJECT BUDGETING						
						Prior Prog.	7/2016-6/2017	7/2017-6/2018	7/2018-6/2019	7/2019-6/2020	7/2020-6/2021	
County: Various	Route: Various	Safety projects at various locations in the Central District. \$1,760,000 from Open Container funds.				Job No.: 0P3019F	Engineering:	0	0	0	0	0
Length: 0.00	MPO: N						R/W:	0	0	0	0	0
Fund Cat: Safety	Fed: 1,680 State: 187 Local: 0					Construction:	0	0	0	1,867	0	
Sec Cat: Safety	Awd Date: 2019	Anticipated Fed Cat: Safety				FFOS:	0	0	0	1,760	0	
TIP #:	Future Cost: 0	Estimate Total: 1,867				Payments:	0	0	0	0	0	
County: Various	Route: Various	Safety projects at various locations in the Central District. \$1,760,000 from Open Container funds.				Job No.: 0P3020F	Engineering:	0	0	0	0	
Length: 0.00	MPO: N						R/W:	0	0	0	0	
Fund Cat: Safety	Fed: 1,731 State: 192 Local: 0					Construction:	0	0	0	0	1,923	
Sec Cat: Safety	Awd Date: 2020	Anticipated Fed Cat: Safety				FFOS:	0	0	0	0	1,760	
TIP #:	Future Cost: 0	Estimate Total: 1,923				Payments:	0	0	0	0	0	
County: Various	Route: Various	Safety projects at various locations in the Central District. \$1,760,000 from Open Container funds.				Job No.: 0P3021F	Engineering:	0	0	0	0	
Length: 0.00	MPO: N						R/W:	0	0	0	0	
Fund Cat: Safety	Fed: 1,783 State: 198 Local: 0					Construction:	0	0	0	0	1,981	
Sec Cat: Safety	Awd Date: 2021	Anticipated Fed Cat: Safety				FFOS:	0	0	0	0	1,760	
TIP #:	Future Cost: 0	Estimate Total: 1,981				Payments:	0	0	0	0	0	
County: Various	Route: Various	ADA Transition Plan improvements at various locations in the Central District. \$1,188,000 from Statewide Transportation Alternatives funds.				Job No.: 0S3017F	Engineering:	0	0	0	0	
Length: 0.00	MPO: N						R/W:	0	0	0	0	
Fund Cat: Taking Care Of System	Fed: 950 State: 238 Local: 0					Construction:	0	1,188	0	0	0	
Sec Cat: N- Ada Trans	Awd Date: 2017	Anticipated Fed Cat: S.T.P.				FFOS:	0	1,188	0	0	0	
TIP #:	Future Cost: 0	Estimate Total: 1,188				Payments:	0	0	0	0	0	
County: Various	Route: Various	ADA Transition Plan improvements at various locations in the Central District. \$1,247,000 from Statewide Transportation Alternatives funds.				Job No.: 0S3019F	Engineering:	0	0	0	0	
Length: 0.00	MPO: N						R/W:	0	0	0	0	
Fund Cat: Taking Care Of System	Fed: 1,058 State: 265 Local: 0					Construction:	0	0	0	0	1,323	
Sec Cat: N- Ada Trans	Awd Date: 2019	Anticipated Fed Cat: S.T.P.				FFOS:	0	0	0	1,247	0	
TIP #:	Future Cost: 0	Estimate Total: 1,323				Payments:	0	0	0	0	0	

* Subject to the approval of the Transportation Improvement Plan by the governing Metropolitan Planning Organization.



2017-2021 Highway and Bridge Construction Schedule

Construction contingency applied to construction cost in the year the project is awarded.
 Three percent project growth factor compounded annually is applied to right-of-way and construction costs in program years 2, 3, 4, and 5.
 No inflation is applied to the Funding From Other Sources (FFOS) or Payments.
 Engineering includes PE costs, CE costs and R/W incidentals.

						STATE FISCAL YEAR PROJECT BUDGETING						
						Prior Prog.	7/2016-6/2017	7/2017-6/2018	7/2018-6/2019	7/2019-6/2020	7/2020-6/2021	
County:	Various	ADA Transition Plan improvements at various locations in the Central District.				Engineering:	0	0	0	0	0	0
Route:	Various	\$1,278,000 from Statewide Transportation Alternatives funds.				R/W:	0	0	0	0	0	0
Job No.:	0S3020F					Construction:	0	0	0	1,397	0	
Length:	0.00	MPO:	N			FFOS:	0	0	0	1,278	0	
Fund Cat:	Taking Care Of System	Fed:	1,118	State:	279	Local:	0					
Sec Cat:	N- Ada Trans	Awd Date:	2020	Anticipated Fed Cat:	S.T.P.	Payments:	0	0	0	0	0	
TIP #:		Future Cost:	0	Estimate Total:	1,397							
County:	Various	ADA Transition Plan improvements at various locations in the Central District.				Engineering:	0	0	0	0	0	0
Route:	Various	\$1,278,000 from Statewide Transportation Alternatives funds.				R/W:	0	0	0	0	0	0
Job No.:	0S3021F					Construction:	0	0	0	0	1,438	
Length:	0.00	MPO:	N			FFOS:	0	0	0	0	1,278	
Fund Cat:	Taking Care Of System	Fed:	1,150	State:	288	Local:	0					
Sec Cat:	N- Ada Trans	Awd Date:	2021	Anticipated Fed Cat:	S.T.P.	Payments:	0	0	0	0	0	
TIP #:		Future Cost:	0	Estimate Total:	1,438							
County:	Various	Job Order Contracting for guard cable and guardrail repair on various routes in the northern portion of the Central District.				Engineering:	0	37	0	0	0	0
Route:	Various					R/W:	0	0	0	0	0	0
Job No.:	5P3183					Construction:	0	510	0	0	0	0
Length:	0.00	MPO:	N			FFOS:	0	0	0	0	0	0
Fund Cat:	Taking Care Of System	AC-State:	438	State:	109	Local:	0					
Sec Cat:	Routine Maintenance	Awd Date:	Spring 17	Anticipated Fed Cat:	S.T.P.	Payments:	0	0	0	0	0	
TIP #:		Future Cost:	0	Estimate Total:	547							
County:	Various	Job Order Contracting for guard cable and guardrail repair on various routes in the southern portion of the Central District.				Engineering:	0	37	0	0	0	0
Route:	Various					R/W:	0	0	0	0	0	0
Job No.:	5P3184					Construction:	0	510	0	0	0	0
Length:	0.00	MPO:	N			FFOS:	0	0	0	0	0	0
Fund Cat:	Taking Care Of System	AC-State:	438	State:	109	Local:	0					
Sec Cat:	Routine Maintenance	Awd Date:	Spring 17	Anticipated Fed Cat:	S.T.P.	Payments:	0	0	0	0	0	
TIP #:		Future Cost:	0	Estimate Total:	547							
County:	Various	Chevron installation on various curves in Boone and Callaway Counties.				Engineering:	0	34	0	0	0	0
Route:	Various					R/W:	0	0	0	0	0	0
Job No.:	5P3204					Construction:	0	314	0	0	0	0
Length:	0.00	MPO:	N			FFOS:	0	0	0	0	0	0
Fund Cat:	Safety	Fed:	314	State:	34	Local:	0					
Sec Cat:	Safety	Awd Date:	Winter 17	Anticipated Fed Cat:	Safety	Payments:	0	0	0	0	0	
TIP #:		Future Cost:	0	Estimate Total:	348							

* Subject to the approval of the Transportation Improvement Plan by the governing Metropolitan Planning Organization.



2017-2021 Highway and Bridge Construction Schedule

Construction contingency applied to construction cost in the year the project is awarded.

Three percent project growth factor compounded annually is applied to right-of-way and construction costs in program years 2, 3, 4, and 5.

No inflation is applied to the Funding From Other Sources (FFOS) or Payments.

Engineering includes PE costs, CE costs and R/W incidentals.

						STATE FISCAL YEAR PROJECT BUDGETING						
						Prior Prog.	7/2016-6/2017	7/2017-6/2018	7/2018-6/2019	7/2019-6/2020	7/2020-6/2021	
County:	Various	Pavement, bridge or operational improvements at various locations in the Central District.				Engineering:	0	50	50	2,109	0	0
Route:	Various					R/W:	0	0	0	0	0	0
Job No.:	5P3216					Construction:	0	0	0	31,827	0	0
Length:	0.00	MPO:	N			FFOS:	0	0	0	0	0	0
Fund Cat:	Taking Care Of System	AC-State:	27,229	State:	6,807	Local:	0					
Sec Cat:	Routine Maintenance	Awd Date:	2019	Anticipated Fed Cat:	S.T.P.	Payments:	0	0	0	0	0	0
TIP #:		Future Cost:	0	Estimate Total:	34,036							
County:	Various	Pavement and bridge improvements on various routes in the Central District.				Engineering:	1	1	33	443	0	0
Route:	Various					R/W:	0	0	0	0	0	0
Job No.:	5S3043B					Construction:	0	0	0	5,305	0	0
Length:	0.00	MPO:	N			FFOS:	0	0	0	0	0	0
Fund Cat:	Taking Care Of System	AC-State:	4,625	State:	1,157	Local:	0					
Sec Cat:	Low Type Resurfacing	Awd Date:	2019	Anticipated Fed Cat:	S.T.P.	Payments:	0	0	0	0	0	0
TIP #:		Future Cost:	0	Estimate Total:	5,783							
County:	Washington	Pavement improvements from Franklin County to Rte. 8 in Potosi.				Engineering:	3	43	0	0	0	0
Route:	MO 185					R/W:	0	0	0	0	0	0
Job No.:	5S3152					Construction:	0	611	0	0	0	0
Length:	27.52	MPO:	N			FFOS:	0	0	0	0	0	0
Fund Cat:	Taking Care Of System	AC-State:	523	State:	131	Local:	0					
Sec Cat:	Thin Lift Overlay	Awd Date:	Fall 16	Anticipated Fed Cat:	S.T.P.	Payments:	0	0	0	0	0	0
TIP #:		Future Cost:	0	Estimate Total:	657							
County:	Washington	Bridge improvements over Fourche-A-Renault. Project involves bridge X0449.				Engineering:	10	20	25	83	0	0
Route:	MO 185					R/W:	0	0	10	0	0	0
Job No.:	5S3178					Construction:	0	0	0	556	0	0
Length:	0.07	MPO:	N			FFOS:	0	0	0	0	0	0
Fund Cat:	Taking Care Of System	Fed:	555	State:	139	Local:	0					
Sec Cat:	Rehab And Reconst	Awd Date:	2019	Anticipated Fed Cat:	NHPP	Payments:	0	0	0	0	0	0
TIP #:		Future Cost:	0	Estimate Total:	704							
County:	Washington	Pavement improvements from Jefferson County to Rte. 32 in Iron County. Includes Rte. 32 from Rte. 21 to St. Francois County.				Engineering:	0	5	7	391	0	0
Route:	MO 21					R/W:	0	0	10	0	0	0
Job No.:	5P3212					Construction:	0	0	0	6,515	0	0
Length:	40.05	MPO:	N			FFOS:	0	0	0	0	0	0
Fund Cat:	Taking Care Of System	AC-State:	5,543	State:	1,385	Local:	0					
Sec Cat:	Thin Lift Overlay	Awd Date:	2019	Anticipated Fed Cat:	S.T.P.	Payments:	0	0	0	0	0	0
TIP #:		Future Cost:	0	Estimate Total:	6,928							

* Subject to the approval of the Transportation Improvement Plan by the governing Metropolitan Planning Organization.



2017-2021 Highway and Bridge Construction Schedule

Construction contingency applied to construction cost in the year the project is awarded.

Three percent project growth factor compounded annually is applied to right-of-way and construction costs in program years 2, 3, 4, and 5.

No inflation is applied to the Funding From Other Sources (FFOS) or Payments.

Engineering includes PE costs, CE costs and R/W incidentals.

						STATE FISCAL YEAR PROJECT BUDGETING						
						Prior Prog.	7/2016-6/2017	7/2017-6/2018	7/2018-6/2019	7/2019-6/2020	7/2020-6/2021	
County:	Washington	Bridge improvements over Cedar Creek. Project involves bridge J0987.				Engineering:	10	245	0	0	0	0
Route:	MO 32					R/W:	0	9	0	0	0	0
Job No.:	5P3105					Construction:	0	1,009	0	0	0	0
Length:	0.14	MPO:	N			FFOS:	0	0	0	0	0	0
Fund Cat:	Taking Care Of System	Fed:	1,011	State:	252	Local:	0					
Sec Cat:	Rehab And Reconst	Awd Date:	Winter 17	Anticipated Fed Cat:	NHPP	Payments:	0	0	0	0	0	0
TIP #:		Future Cost:	0	Estimate Total:	1,273							
County:	Washington	Pavement improvements from Rte. AA to St. Francois County.				Engineering:	20	221	0	0	0	0
Route:	MO 8					R/W:	0	10	0	0	0	0
Job No.:	5P3115					Construction:	0	3,194	0	0	0	0
Length:	19.30	MPO:	N			FFOS:	0	0	0	0	0	0
Fund Cat:	Taking Care Of System	AC-State:	2,740	State:	685	Local:	0					
Sec Cat:	Thin Lift Overlay	Awd Date:	Spring 17	Anticipated Fed Cat:	NHPP	Payments:	0	0	0	0	0	0
TIP #:		Future Cost:	0	Estimate Total:	3,445							

* Subject to the approval of the Transportation Improvement Plan by the governing Metropolitan Planning Organization.



2017-2021 Highway and Bridge Construction Schedule

Construction contingency applied to construction cost in the year the project is awarded.
 Three percent project growth factor compounded annually is applied to right-of-way and construction costs in program years 2, 3, 4, and 5.
 No inflation is applied to the Funding From Other Sources (FFOS) or Payments.
 Engineering includes PE costs, CE costs and R/W incidentals.

STATE FISCAL YEAR PROJECT BUDGETING						
	Prior Prog.	7/2016-6/2017	7/2017-6/2018	7/2018-6/2019	7/2019-6/2020	7/2020-6/2021
FFOS:	0	6,965	3,058	3,007	3,038	3,038
Total R/W:	7	531	109	0	0	0
Total Construction:	0	91,568	73,969	90,709	9,858	3,419
Paybacks:	0	0	0	0	0	0
Sub-Total:	7	92,099	74,078	90,709	9,858	3,419
Total Engineering:	1,796	13,608	8,679	6,647	358	0
Grand Total:	1,803	105,707	82,757	97,356	10,216	3,419
		2017	2018	2019	2020	2021
State		20,080	16,371	16,524	1,161	486
AC-State		34,499	43,996	52,051	0	0
Local		0	0	0	0	0
Sub-total State		54,579	60,367	68,575	1,161	486
Federal						
Sub-total Federal		51,128	22,390	28,781	9,055	2,933
Grand Total		105,707	82,757	97,356	10,216	3,419

Project Count: 122

* Subject to the approval of the Transportation Improvement Plan by the governing Metropolitan Planning Organization.



MoDOT's Central District

PAYMENT PROJECTS



2017-2021 Highway and Bridge Construction Schedule

Construction contingency applied to construction cost in the year the project is awarded.
 Three percent project growth factor compounded annually is applied to right-of-way and construction costs in program years 2, 3, 4, and 5.
 No inflation is applied to the Funding From Other Sources (FFOS) or Payments.
 Engineering includes PE costs, CE costs and R/W incidentals.

		STATE FISCAL YEAR PROJECT BUDGETING					
		Prior Prog.	7/2016-6/2017	7/2017-6/2018	7/2018-6/2019	7/2019-6/2020	7/2020-6/2021
County: Various	Payback beginning in SFY 2008 for Safe and Sound bridges in the Central District.	Engineering:	0	0	0	0	0
Route: Various		R/W:	107	0	0	0	0
Job No.: 5B0800T		Construction:	0	0	0	0	0
Length: 0.00	MPO: Y	FFOS:	107	0	0	0	0
Fund Cat: Taking Care Of System	Fed: 0 State: 21,380 Local: 0	Payments:	27,442	4,276	4,276	4,276	4,276
Sec Cat: Rehab And Reconst	Awd Date: N/A Anticipated Fed Cat: 50,001 - 75,000						
TIP #:	Future Cost: 50,001 - 75,000 Estimate Total: 48,929						
County: Various	On-call work zone enforcement at various locations in the Central District.	Engineering:	0	0	0	0	0
Route: Various		R/W:	0	0	0	0	0
Job No.: 5P3180		Construction:	0	0	0	0	0
Length: 0.00	MPO: N	FFOS:	0	0	0	0	0
Fund Cat: Safety	Fed: 31 State: 4 Local: 0	Payments:	0	35	0	0	0
Sec Cat: Safety	Awd Date: N/A Anticipated Fed Cat: Safety						
TIP #:	Future Cost: 0 Estimate Total: 35						
County: Various	On-call work zone enforcement at various locations in the Central District.	Engineering:	0	0	0	0	0
Route: Various		R/W:	0	0	0	0	0
Job No.: 5P3217		Construction:	0	0	0	0	0
Length: 0.00	MPO: N	FFOS:	0	0	0	0	0
Fund Cat: Safety	Fed: 31 State: 4 Local: 0	Payments:	0	0	35	0	0
Sec Cat: Safety	Awd Date: N/A Anticipated Fed Cat: Safety						
TIP #:	Future Cost: 0 Estimate Total: 35						

* Subject to the approval of the Transportation Improvement Plan by the governing Metropolitan Planning Organization.



2017-2021 Highway and Bridge Construction Schedule

Construction contingency applied to construction cost in the year the project is awarded.
 Three percent project growth factor compounded annually is applied to right-of-way and construction costs in program years 2, 3, 4, and 5.
 No inflation is applied to the Funding From Other Sources (FFOS) or Payments.
 Engineering includes PE costs, CE costs and R/W incidentals.

STATE FISCAL YEAR PROJECT BUDGETING						
	Prior Prog.	7/2016-6/2017	7/2017-6/2018	7/2018-6/2019	7/2019-6/2020	7/2020-6/2021
FFOS:	107	0	0	0	0	0
Total R/W:	107	0	0	0	0	0
Total Construction:	0	0	0	0	0	0
Paybacks:	27,442	4,311	4,311	4,276	4,276	4,276
Sub-Total:	27,549	4,311	4,311	4,276	4,276	4,276
Total Engineering:	0	0	0	0	0	0
Grand Total:	27,549	4,311	4,311	4,276	4,276	4,276
		2017	2018	2019	2020	2021
State		4,280	4,280	4,276	4,276	4,276
AC-State		0	0	0	0	0
Local		0	0	0	0	0
Sub-total State		4,280	4,280	4,276	4,276	4,276
Federal						
Sub-total Federal		31	31	0	0	0
Grand Total		4,311	4,311	4,276	4,276	4,276

Project Count: 3

* Subject to the approval of the Transportation Improvement Plan by the governing Metropolitan Planning Organization.



2017-2021 Highway and Bridge Construction Schedule

Construction contingency applied to construction cost in the year the project is awarded.
 Three percent project growth factor compounded annually is applied to right-of-way and construction costs in program years 2, 3, 4, and 5.
 No inflation is applied to the Funding From Other Sources (FFOS) or Payments.
 Engineering includes PE costs, CE costs and R/W incidentals.

Central Total

STATE FISCAL YEAR PROJECT BUDGETING						
	Prior Prog.	7/2016-6/2017	7/2017-6/2018	7/2018-6/2019	7/2019-6/2020	7/2020-6/2021
FFOS:	107	6,965	3,058	3,007	3,038	3,038
Total R/W:	114	531	109	0	0	0
Total Construction:	0	91,568	73,969	90,709	9,858	3,419
Paybacks:	27,442	4,311	4,311	4,276	4,276	4,276
Sub-Total:	27,556	96,410	78,389	94,985	14,134	7,695
Total Engineering:	1,796	13,608	8,679	6,647	358	0
Grand Total:	29,352	110,018	87,068	101,632	14,492	7,695
		2017	2018	2019	2020	2021
State		24,360	20,651	20,800	5,437	4,762
AC-State		34,499	43,996	52,051	0	0
Local		0	0	0	0	0
Sub-total State		58,859	64,647	72,851	5,437	4,762
Federal						
Sub-total Federal		51,159	22,421	28,781	9,055	2,933
Grand Total		110,018	87,068	101,632	14,492	7,695

Project Count: 125

* Subject to the approval of the Transportation Improvement Plan by the governing Metropolitan Planning Organization.



MoDOT's St Louis District

TMA: East-West Gateway Council of Governments

(Note: The following MoDOT projects are located inside the St Louis Metropolitan Planning area boundary.)



2017-2021 Highway and Bridge Construction Schedule

Construction contingency applied to construction cost in the year the project is awarded.
 Three percent project growth factor compounded annually is applied to right-of-way and construction costs in program years 2, 3, 4, and 5.
 No inflation is applied to the Funding From Other Sources (FFOS) or Payments.
 Engineering includes PE costs, CE costs and R/W incidentals.

		STATE FISCAL YEAR PROJECT BUDGETING						
		Prior Prog.	7/2016-6/2017	7/2017-6/2018	7/2018-6/2019	7/2019-6/2020	7/2020-6/2021	
County: Franklin	Pavement improvements from west of Rte. OO to Rte. 109.	Engineering:	12	212	0	0	0	0
Route: MO 100		R/W:	0	0	0	0	0	0
Job No.: 6P3158		Construction:	0	1,636	0	0	0	0
Length: 7.95 MPO: Y		FFOS:	0	0	0	0	0	0
Fund Cat: Taking Care Of System	Fed: 1,479 State: 369 Local: 0	Payments:	0	0	0	0	0	0
Sec Cat: Preventive Maint	Awd Date: Winter 17 Anticipated Fed Cat: NHPP							
TIP #:	Future Cost: 0 Estimate Total: 1,860							
County: Franklin	Bridge improvements on eastbound bridge over Rte. 50. Project involves bridge L0931.	Engineering:	10	30	231	0	0	0
Route: IS 44		R/W:	0	0	0	0	0	0
Job No.: 6I3116		Construction:	0	0	3,170	0	0	0
Length: 0.13 MPO: Y		FFOS:	0	0	0	0	0	0
Fund Cat: Taking Care Of System	Fed: 2,745 State: 686 Local: 0	Payments:	0	0	0	0	0	0
Sec Cat: Rehab And Reconst	Awd Date: 2018 Anticipated Fed Cat: NHPP <u>Federal Oversight</u>							
TIP #:	Future Cost: 0 Estimate Total: 3,441							
County: Franklin	Pavement improvements from Rte. 30 to the Crawford County line.	Engineering:	0	300	2,250	0	0	0
Route: IS 44		R/W:	0	0	0	0	0	0
Job No.: 6I3189		Construction:	0	0	33,019	0	0	0
Length: 14.78 MPO: Y		FFOS:	0	0	0	0	0	0
Fund Cat: Taking Care Of System	Fed: 32,012 State: 3,557 Local: 0	Payments:	0	0	0	0	0	0
Sec Cat: Preventive Maint	Awd Date: 2018 Anticipated Fed Cat: NHPP <u>Federal Oversight</u>							
TIP #:	Future Cost: 0 Estimate Total: 35,569							
County: Franklin	Pavement improvements from 3rd Street in Washington to Commercial Avenue in St. Clair.	Engineering:	0	100	197	0	0	0
Route: MO 47		R/W:	0	0	0	0	0	0
Job No.: 6S3161		Construction:	0	0	2,204	0	0	0
Length: 14.31 MPO: Y		FFOS:	0	0	0	0	0	0
Fund Cat: Taking Care Of System	Fed: 2,001 State: 500 Local: 0	Payments:	0	0	0	0	0	0
Sec Cat: Preventive Maint	Awd Date: Summer 17 Anticipated Fed Cat: NHPP							
TIP #:	Future Cost: 0 Estimate Total: 2,501							
County: Franklin	Bridge improvement over Happy Sac Creek. Project involves bridge N0620.	Engineering:	0	50	77	151	0	0
Route: RT AD		R/W:	0	0	49	0	0	0
Job No.: 6S3168		Construction:	0	0	0	1,952	0	0
Length: 0.09 MPO: Y		FFOS:	0	0	0	0	0	0
Fund Cat: Taking Care Of System	Fed: 1,824 State: 455 Local: 0	Payments:	0	0	0	0	0	0
Sec Cat: Preventive Maint	Awd Date: 2019 Anticipated Fed Cat: NHPP							
TIP #:	Future Cost: 0 Estimate Total: 2,279							

* Subject to the approval of the Transportation Improvement Plan by the governing Metropolitan Planning Organization.



2017-2021 Highway and Bridge Construction Schedule

Construction contingency applied to construction cost in the year the project is awarded.
 Three percent project growth factor compounded annually is applied to right-of-way and construction costs in program years 2, 3, 4, and 5.
 No inflation is applied to the Funding From Other Sources (FFOS) or Payments.
 Engineering includes PE costs, CE costs and R/W incidentals.

		STATE FISCAL YEAR PROJECT BUDGETING						
		Prior Prog.	7/2016-6/2017	7/2017-6/2018	7/2018-6/2019	7/2019-6/2020	7/2020-6/2021	
County: Franklin	Pavement and shoulder improvements from Rte. A to Rte. 50.	Engineering:	90	132	0	0	0	0
Route: RT BB		R/W:	0	0	0	0	0	0
Job No.: 6S3137		Construction:	0	1,351	0	0	0	0
Length: 3.07	MPO: Y	FFOS:	0	0	0	0	0	0
Fund Cat: Taking Care Of System	Fed: 1,187 State: 296 Local: 0	Payments:	0	0	0	0	0	0
Sec Cat: Preventive Maint	Awd Date: Winter 17 Anticipated Fed Cat: S.T.P.							
TIP #:	Future Cost: 0 Estimate Total: 1,573							
County: Franklin	Bridge improvements over the Bourbeuse River. Project involves bridge R0497.	Engineering:	0	50	30	92	0	0
Route: RT H		R/W:	0	0	0	0	0	0
Job No.: 6S3162		Construction:	0	0	0	1,111	0	0
Length: 0.09	MPO: Y	FFOS:	0	0	0	0	0	0
Fund Cat: Taking Care Of System	Fed: 1,027 State: 256 Local: 0	Payments:	0	0	0	0	0	0
Sec Cat: Preventive Maint	Awd Date: 2019 Anticipated Fed Cat: NHPP							
TIP #:	Future Cost: 0 Estimate Total: 1,283							
County: Franklin	Replace bridge on St. Mary's Road over I-44. Project involves bridge LO868.	Engineering:	0	60	142	0	0	0
Route: CRD ST MARYS RD		R/W:	0	0	0	0	0	0
Job No.: 6S3163		Construction:	0	0	1,389	0	0	0
Length: 0.04	MPO: Y	FFOS:	0	0	0	0	0	0
Fund Cat: Taking Care Of System (Statewide)	Fed: 1,273 State: 318 Local: 0	Payments:	0	0	0	0	0	0
Sec Cat: Preventive Maint	Awd Date: 2018 Anticipated Fed Cat: NHPP Federal Oversight							
TIP #:	Future Cost: 0 Estimate Total: 1,591							
County: Jefferson	Intersection improvements at Ridgewood School Road.	Engineering:	20	60	20	57	0	0
Route: MO 141		R/W:	0	0	0	0	0	0
Job No.: 6P3143		Construction:	0	0	0	927	0	0
Length: 0.09	MPO: Y	FFOS:	0	0	0	0	0	0
Fund Cat: Safety	Fed: 957 State: 107 Local: 0	Payments:	0	0	0	0	0	0
Sec Cat:	Awd Date: 2019 Anticipated Fed Cat: Safety							
TIP #:	Future Cost: 0 Estimate Total: 1,084							
County: Jefferson	Pavement improvements from north of Rte. 30 to Rte. 61/67.	Engineering:	0	150	150	440	0	0
Route: MO 141		R/W:	0	0	0	0	0	0
Job No.: 6P3184		Construction:	0	0	0	6,028	0	0
Length: 7.55	MPO: Y	FFOS:	0	0	0	0	0	0
Fund Cat: Taking Care Of System	Fed: 5,414 State: 1,354 Local: 0	Payments:	0	0	0	0	0	0
Sec Cat: Preventive Maint	Awd Date: 2019 Anticipated Fed Cat: NHPP							
TIP #:	Future Cost: 0 Estimate Total: 6,768							

* Subject to the approval of the Transportation Improvement Plan by the governing Metropolitan Planning Organization.



2017-2021 Highway and Bridge Construction Schedule

Construction contingency applied to construction cost in the year the project is awarded.
 Three percent project growth factor compounded annually is applied to right-of-way and construction costs in program years 2, 3, 4, and 5.
 No inflation is applied to the Funding From Other Sources (FFOS) or Payments.
 Engineering includes PE costs, CE costs and R/W incidentals.

						STATE FISCAL YEAR PROJECT BUDGETING						
						Prior Prog.	7/2016-6/2017	7/2017-6/2018	7/2018-6/2019	7/2019-6/2020	7/2020-6/2021	
County:	Jefferson	Drainage improvements between Old Rte. 21 and Klable Road.				Engineering:	146	2	57	0	0	0
Route:	MO 21					R/W:	0	597	0	0	0	0
Job No.:	6P0876R					Construction:	0	0	838	0	0	0
Length:	1.73	MPO:	Y			FFOS:	0	0	0	0	0	0
Fund Cat:	Taking Care Of System	Fed:	1,196	State:	298	Local:	0					
Sec Cat:	Rehab And Reconst	Awd Date:	Summer 17	Anticipated Fed Cat:	NHPP	Payments:	0	0	0	0	0	0
TIP #:		Future Cost:	0	Estimate Total:	1,640							
County:	Jefferson	Intersection improvements at Rte. 110.				Engineering:	170	29	75	0	0	0
Route:	MO 21					R/W:	0	875	0	0	0	0
Job No.:	6P2345					Construction:	0	0	1,011	0	0	0
Length:	0.20	MPO:	Y			FFOS:	0	0	0	0	0	0
Fund Cat:	Safety	Fed:	1,790	State:	200	Local:	0					
Sec Cat:	Urban Safety	Awd Date:	2018	Anticipated Fed Cat:	Safety	Payments:	0	0	0	0	0	0
TIP #:	5313-11	Future Cost:	0	Estimate Total:	2,160							
County:	Jefferson	Payment to City of Desoto for roadway improvements on Rte. 21 between Cajun Drive and Rte H. \$881,606 Congestion Mitigation and Air Quality funds.				Engineering:	0	0	0	0	0	0
Route:	MO 21					R/W:	0	0	0	0	0	0
Job No.:	6P3155					Construction:	0	982	0	0	0	0
Length:	0.53	MPO:	Y			FFOS:	0	882	0	0	0	0
Fund Cat:	Taking Care Of System	Fed:	786	State:	196	Local:	0					
Sec Cat:	Preventive Maint	Awd Date:	N/A	Anticipated Fed Cat:	S.T.P.	Payments:	0	0	0	0	0	0
TIP #:		Future Cost:	0	Estimate Total:	982							
County:	Jefferson	Bridge improvements on eastbound and westbound lanes over Saline Creek. Includes culvert improvement on Gravois Road. Project involves bridges A2380 and G0885.				Engineering:	201	24	20	177	0	0
Route:	MO 30					R/W:	0	28	0	0	0	0
Job No.:	6S1908					Construction:	0	0	0	3,544	0	0
Length:	0.20	MPO:	Y			FFOS:	0	0	0	0	0	0
Fund Cat:	Taking Care Of System	Fed:	3,034	State:	759	Local:	0					
Sec Cat:	Rehab And Reconst	Awd Date:	2019	Anticipated Fed Cat:	NHPP	Payments:	0	0	0	0	0	0
TIP #:	4405G-09	Future Cost:	0	Estimate Total:	3,994							
County:	Jefferson	Pavement improvements and guardrail upgrades from east of Rte. 141 to Rte. PP.				Engineering:	0	225	258	0	0	0
Route:	MO 30					R/W:	0	0	0	0	0	0
Job No.:	6S3160					Construction:	0	0	3,124	0	0	0
Length:	6.67	MPO:	Y			FFOS:	0	0	0	0	0	0
Fund Cat:	Taking Care Of System	Fed:	2,885	State:	722	Local:	0					
Sec Cat:	Preventive Maint	Awd Date:	2018	Anticipated Fed Cat:	NHPP	Payments:	0	0	0	0	0	0
TIP #:		Future Cost:	0	Estimate Total:	3,607							

* Subject to the approval of the Transportation Improvement Plan by the governing Metropolitan Planning Organization.



2017-2021 Highway and Bridge Construction Schedule

Construction contingency applied to construction cost in the year the project is awarded.
 Three percent project growth factor compounded annually is applied to right-of-way and construction costs in program years 2, 3, 4, and 5.
 No inflation is applied to the Funding From Other Sources (FFOS) or Payments.
 Engineering includes PE costs, CE costs and R/W incidentals.

		STATE FISCAL YEAR PROJECT BUDGETING					
		Prior Prog.	7/2016-6/2017	7/2017-6/2018	7/2018-6/2019	7/2019-6/2020	7/2020-6/2021
County: Jefferson	Pavement improvements from Rte. Z to the St. Genevieve County Line.	Engineering: 100	769	0	0	0	0
Route: IS 55		R/W: 0	0	0	0	0	0
Job No.: 613110		Construction: 0	9,453	0	0	0	0
Length: 16.18	MPO: Y	FFOS: 0	0	0	0	0	0
Fund Cat: Statewide Interstate And Major Bridge	Fed: 9,200 State: 1,022 Local: 0	Payments: 0	0	0	0	0	0
Sec Cat: Rehab And Reconst	Awd Date: Winter 17 Anticipated Fed Cat: NHPP Federal Oversight						
TIP #:	Future Cost: 0 Estimate Total: 10,322						
County: Jefferson	Bridge improvements for 21 bridges from north of Rte. Z near Pevely to Plattin Creek south of Rte. 67 at Crystal City. Includes bridges A1035, A0951, A0953, A0944, A0945, A0946, A0797, A0830, A0799, A2221 and A2222.	Engineering: 250	785	0	0	0	0
Route: IS 55		R/W: 0	0	0	0	0	0
Job No.: 613131		Construction: 0	10,553	0	0	0	0
Length: 2.87	MPO: Y	FFOS: 0	0	0	0	0	0
Fund Cat: Taking Care Of System	Fed: 9,070 State: 2,268 Local: 0	Payments: 0	0	0	0	0	0
Sec Cat: Preventive Maint	Awd Date: Winter 17 Anticipated Fed Cat: NHPP Federal Oversight						
TIP #:	Future Cost: 0 Estimate Total: 11,588						
County: Jefferson	Pavement improvements and guardrail upgrade from Rte. M to Rte. Z.	Engineering: 0	15	50	0	0	0
Route: IS 55		R/W: 0	0	0	0	0	0
Job No.: 613159		Construction: 0	0	596	0	0	0
Length: 4.26	MPO: Y	FFOS: 0	0	0	0	0	0
Fund Cat: Taking Care Of System	Fed: 594 State: 67 Local: 0	Payments: 0	0	0	0	0	0
Sec Cat: Preventive Maint	Awd Date: 2018 Anticipated Fed Cat: NHPP						
TIP #:	Future Cost: 0 Estimate Total: 661						
County: Jefferson	Pavement and ADA Transition Plan improvements from Rte. M to south of Church Road.	Engineering: 78	242	0	0	0	0
Route: US 61		R/W: 100	0	0	0	0	0
Job No.: 6S3123		Construction: 0	3,166	0	0	0	0
Length: 6.65	MPO: Y	FFOS: 0	0	0	0	0	0
Fund Cat: Taking Care Of System	Fed: 2,727 State: 681 Local: 0	Payments: 0	0	0	0	0	0
Sec Cat: Thin Lift Overlay	Awd Date: Fall 16 Anticipated Fed Cat: S.T.P.						
TIP #:	Future Cost: 0 Estimate Total: 3,586						
County: Jefferson	Intersection improvements at Flucom Road.	Engineering: 40	68	114	0	0	0
Route: US 67		R/W: 0	335	0	0	0	0
Job No.: 6P3142		Construction: 0	0	1,578	0	0	0
Length: 0.07	MPO: Y	FFOS: 0	0	0	0	0	0
Fund Cat: Safety	Fed: 1,885 State: 210 Local: 0	Payments: 0	0	0	0	0	0
Sec Cat:	Awd Date: 2018 Anticipated Fed Cat: Safety						
TIP #:	Future Cost: 0 Estimate Total: 2,135						

* Subject to the approval of the Transportation Improvement Plan by the governing Metropolitan Planning Organization.



2017-2021 Highway and Bridge Construction Schedule

Construction contingency applied to construction cost in the year the project is awarded.
 Three percent project growth factor compounded annually is applied to right-of-way and construction costs in program years 2, 3, 4, and 5.
 No inflation is applied to the Funding From Other Sources (FFOS) or Payments.
 Engineering includes PE costs, CE costs and R/W incidentals.

						STATE FISCAL YEAR PROJECT BUDGETING						
						Prior Prog.	7/2016-6/2017	7/2017-6/2018	7/2018-6/2019	7/2019-6/2020	7/2020-6/2021	
County:	Jefferson	Intersection improvements at Montauk Road.				Engineering:	8	15	14	0	0	0
Route:	US 67					R/W:	0	0	0	0	0	0
Job No.:	6P3144					Construction:	0	0	134	0	0	0
Length:	0.05	MPO:	Y			FFOS:	0	0	0	0	0	0
Fund Cat:	Safety	Fed:	146	State:	17	Local:	0					
Sec Cat:		Awd Date:	2018	Anticipated Fed Cat:	Safety	Payments:	0	0	0	0	0	0
TIP #:		Future Cost:	0	Estimate Total:	171							
County:	Jefferson	Intersection improvements at Victoria Road.				Engineering:	20	83	96	0	0	0
Route:	US 67					R/W:	0	335	0	0	0	0
Job No.:	6P3145					Construction:	0	0	1,098	0	0	0
Length:	0.04	MPO:	Y			FFOS:	0	0	0	0	0	0
Fund Cat:	Safety	Fed:	1,449	State:	163	Local:	0					
Sec Cat:	Safety	Awd Date:	2018	Anticipated Fed Cat:	Safety	Payments:	0	0	0	0	0	0
TIP #:		Future Cost:	0	Estimate Total:	1,632							
County:	Jefferson	Pavement improvements and guardrail upgrade from I-55 to Rte. 61/67.				Engineering:	0	10	10	15	0	0
Route:	RT M					R/W:	0	0	0	0	0	0
Job No.:	6S3167					Construction:	0	0	0	158	0	0
Length:	0.64	MPO:	Y			FFOS:	0	0	0	0	0	0
Fund Cat:	Taking Care Of System	Fed:	154	State:	39	Local:	0					
Sec Cat:	Preventive Maint	Awd Date:	2019	Anticipated Fed Cat:	NHPP	Payments:	0	0	0	0	0	0
TIP #:		Future Cost:	0	Estimate Total:	193							
County:	Jefferson	Install new signal at Konert Road.				Engineering:	0	5	10	16	0	0
Route:	CRD OLD HWY 21					R/W:	0	0	0	0	0	0
Job No.:	6S3174					Construction:	0	0	0	174	0	0
Length:	0.02	MPO:	Y			FFOS:	0	0	0	0	0	0
Fund Cat:	Safety	Fed:	164	State:	41	Local:	0					
Sec Cat:	Safety	Awd Date:	2019	Anticipated Fed Cat:	S.T.P.	Payments:	0	0	0	0	0	0
TIP #:		Future Cost:	0	Estimate Total:	205							
County:	Jefferson	Payment to City of Pevely for roadway improvements on Rte. Z from east of I-55 to Rte. 61/67. \$952,226 STP funds.				Engineering:	0	0	0	0	0	0
Route:	RT Z					R/W:	0	0	0	0	0	0
Job No.:	6S3151					Construction:	0	1,078	0	0	0	0
Length:	0.35	MPO:	Y			FFOS:	0	952	0	0	0	0
Fund Cat:	Taking Care Of System	Fed:	862	State:	216	Local:	0					
Sec Cat:	Preventive Maint	Awd Date:	N/A	Anticipated Fed Cat:	S.T.P.	Payments:	0	0	0	0	0	0
TIP #:		Future Cost:	0	Estimate Total:	1,078							

* Subject to the approval of the Transportation Improvement Plan by the governing Metropolitan Planning Organization.



2017-2021 Highway and Bridge Construction Schedule

Construction contingency applied to construction cost in the year the project is awarded.
 Three percent project growth factor compounded annually is applied to right-of-way and construction costs in program years 2, 3, 4, and 5.
 No inflation is applied to the Funding From Other Sources (FFOS) or Payments.
 Engineering includes PE costs, CE costs and R/W incidentals.

		STATE FISCAL YEAR PROJECT BUDGETING					
		Prior Prog.	7/2016-6/2017	7/2017-6/2018	7/2018-6/2019	7/2019-6/2020	7/2020-6/2021
County: St. Charles	Safety improvements from I-64 to Mid Rivers Mall Drive.	Engineering: 20	52	0	0	0	0
Route: MO 364		R/W: 0	0	0	0	0	0
Job No.: 6P3135		Construction: 0	1,173	0	0	0	0
Length: 8.61	MPO: Y	FFOS: 0	0	0	0	0	0
Fund Cat: Safety	Fed: 1,102 State: 123 Local: 0	Payments: 0	0	0	0	0	0
Sec Cat: Safety	Awd Date: Winter 17 Anticipated Fed Cat: Safety						
TIP #:	Future Cost: 0 Estimate Total: 1,245						
County: St. Charles	Bridge improvements at Rte. 94. Project involves bridges A4999 and A5109.	Engineering: 54	60	60	203	0	0
Route: MO 370		R/W: 0	0	0	0	0	0
Job No.: 6P2325		Construction: 0	0	0	2,205	0	0
Length: 0.17	MPO: Y	FFOS: 0	0	0	0	0	0
Fund Cat: Taking Care Of System	Fed: 2,022 State: 506 Local: 0	Payments: 0	0	0	0	0	0
Sec Cat: Rehab And Reconst	Awd Date: 2019 Anticipated Fed Cat: S.T.P.						
TIP #: 5305F-11	Future Cost: 0 Estimate Total: 2,582						
County: St. Charles	New interchange at Rte. P and Peine Road and safety improvements at median crossovers from north of Peine Road to north of Rte. A in Wentzville. \$4,331,337 Cost Share, \$2,795,199 Wentzville and \$3,500,000 St. Charles County. Involves bridge H0149.	Engineering: 1,065	743	0	0	0	0
Route: US 61		R/W: 788	0	0	0	0	0
Job No.: 6P3071		Construction: 0	11,087	0	0	0	0
Length: 2.52	MPO: Y	FFOS: 788	8,884	0	0	0	0
Fund Cat: Flexible & Other	AC-State: 7,129 State: 148 Local: 4,553	Payments: 0	0	0	0	0	0
Sec Cat: Systems Operations	Awd Date: Spring 17 Anticipated Fed Cat: S.T.P. Federal Oversight						
TIP #: 6434-14	Future Cost: 0 Estimate Total: 13,683						
County: St. Charles	Pavement and bridge improvements to ramps at interchange with I-70 and Rte. 61. Project involves bridges L0428 and L0624.	Engineering: 0	30	50	0	0	0
Route: IS 64		R/W: 0	0	0	0	0	0
Job No.: 6I3182		Construction: 0	0	1,413	0	0	0
Length: 1.04	MPO: Y	FFOS: 0	0	0	0	0	0
Fund Cat: Taking Care Of System	Fed: 1,194 State: 299 Local: 0	Payments: 0	0	0	0	0	0
Sec Cat: Routine Maintenance	Awd Date: 2018 Anticipated Fed Cat: S.T.P. Federal Oversight						
TIP #:	Future Cost: 0 Estimate Total: 1,493						
County: St. Charles	Payment to IDOT for bridge improvements on the Clark Bridge. Project involves bridge A4278. Project will be let by IDOT.	Engineering: 0	0	0	0	0	0
Route: US 67		R/W: 0	0	0	0	0	0
Job No.: 6P3039		Construction: 0	0	150	0	0	0
Length: 0.20	MPO: Y	FFOS: 0	0	0	0	0	0
Fund Cat: Statewide Interstate And Major Bridge	Fed: 120 State: 30 Local: 0	Payments: 0	0	0	0	0	0
Sec Cat: Rehab And Reconst	Awd Date: N/A Anticipated Fed Cat: NHPP						
TIP #:	Future Cost: 0 Estimate Total: 150						

* Subject to the approval of the Transportation Improvement Plan by the governing Metropolitan Planning Organization.



2017-2021 Highway and Bridge Construction Schedule

Construction contingency applied to construction cost in the year the project is awarded.

Three percent project growth factor compounded annually is applied to right-of-way and construction costs in program years 2, 3, 4, and 5.

No inflation is applied to the Funding From Other Sources (FFOS) or Payments.

Engineering includes PE costs, CE costs and R/W incidentals.

						STATE FISCAL YEAR PROJECT BUDGETING						
						Prior Prog.	7/2016-6/2017	7/2017-6/2018	7/2018-6/2019	7/2019-6/2020	7/2020-6/2021	
County:	St. Charles	Pavement improvements from Truman Boulevard to Zumbahl Road and from Zumbahl Road to Rte. 94.				Engineering:	164	30	118	0	0	0
Route:	OR 70					R/W:	0	0	0	0	0	
Job No.:	612240					Construction:	0	0	1,318	0	0	
Length:	3.12	MPO:	Y			FFOS:	0	0	0	0	0	
Fund Cat:	Taking Care Of System		Fed:	1,172	State:	294	Local:	0				
Sec Cat:	Rehab And Reconst	Awd Date:	Fall 17	Anticipated Fed Cat:	S.T.P.		Payments:	0	0	0	0	
TIP #:	4922-09	Future Cost:	0	Estimate Total:	1,630							
County:	St. Charles	Restripe lanes, improve interchanges, construct outer roads and sidewalks from Woodlawn Ave. to TR Hughes Blvd. including Main St. intersections. Cost Share funds \$3,878,533. CMAQ funds \$3,500,000. City of O'Fallon \$6,132,000. Project involves bridges L0710 and A6157.				Engineering:	92	101	770	0	0	0
Route:	IS 70					R/W:	0	1,483	0	0	0	
Job No.:	612418					Construction:	0	0	11,732	0	0	
Length:	5.55	MPO:	Y			FFOS:	0	1,483	11,732	0	0	
Fund Cat:	Flexible & Other		AC-State:	7,779	State:	471	Local:	5,836				
Sec Cat:	System Expansion	Awd Date:	Summer 17	Anticipated Fed Cat:	S.T.P. Federal Oversight		Payments:	0	0	0	0	
TIP #:	5537-12	Future Cost:	0	Estimate Total:	14,178							
County:	St. Charles	Pavement improvements from Fifth Street in St. Charles County to Fee Fee Road in St. Louis County.				Engineering:	30	40	192	0	0	0
Route:	IS 70					R/W:	0	0	0	0	0	
Job No.:	613109					Construction:	0	0	4,097	0	0	
Length:	4.75	MPO:	Y			FFOS:	0	0	0	0	0	
Fund Cat:	Statewide Interstate And Major Bridge		Fed:	3,896	State:	433	Local:	0				
Sec Cat:	Rehab And Reconst	Awd Date:	Fall 17	Anticipated Fed Cat:	NHPP Federal Oversight		Payments:	0	0	0	0	
TIP #:		Future Cost:	0	Estimate Total:	4,359							
County:	St. Charles	Pavement and barrier wall improvements from Mid Rivers Mall Drive to 5th Street.				Engineering:	73	683	0	0	0	0
Route:	IS 70					R/W:	0	0	0	0	0	
Job No.:	613133					Construction:	0	9,761	0	0	0	
Length:	7.27	MPO:	Y			FFOS:	0	0	0	0	0	
Fund Cat:	Flexible & Other		Fed:	9,400	State:	1,044	Local:	0				
Sec Cat:	Rehab And Reconst	Awd Date:	Fall 16	Anticipated Fed Cat:	NHPP Federal Oversight		Payments:	0	0	0	0	
TIP #:		Future Cost:	0	Estimate Total:	10,517							
County:	St. Charles	Pavement improvements from west of Wentzville Parkway to Lake St. Louis Boulevard.				Engineering:	0	100	100	100	756	0
Route:	IS 70					R/W:	0	0	0	0	0	
Job No.:	613195					Construction:	0	0	0	0	11,246	
Length:	6.08	MPO:	Y			FFOS:	0	0	0	0	0	
Fund Cat:	Taking Care Of System		Fed:	11,071	State:	1,231	Local:	0				
Sec Cat:	Preventive Maint	Awd Date:	2020	Anticipated Fed Cat:	NHPP Federal Oversight		Payments:	0	0	0	0	
TIP #:		Future Cost:	0	Estimate Total:	12,302							

* Subject to the approval of the Transportation Improvement Plan by the governing Metropolitan Planning Organization.



2017-2021 Highway and Bridge Construction Schedule

Construction contingency applied to construction cost in the year the project is awarded.
 Three percent project growth factor compounded annually is applied to right-of-way and construction costs in program years 2, 3, 4, and 5.
 No inflation is applied to the Funding From Other Sources (FFOS) or Payments.
 Engineering includes PE costs, CE costs and R/W incidentals.

						STATE FISCAL YEAR PROJECT BUDGETING						
						Prior Prog.	7/2016-6/2017	7/2017-6/2018	7/2018-6/2019	7/2019-6/2020	7/2020-6/2021	
County:	St. Charles	Bridge improvements at eight locations in St. Charles County. Project involves bridges A5406, A6120, A5395, A7132, A5958, A4323, A4320 and A5800.				Engineering:	0	94	0	0	0	0
Route:	IS 70					R/W:	0	0	0	0	0	0
Job No.:	613197					Construction:	0	683	0	0	0	0
Length:	0.72	MPO:	Y			FFOS:	0	0	0	0	0	0
Fund Cat:	Flexible & Other	Fed:	622	State:	155	Local:	0					
Sec Cat:	Preventive Maint	Awd Date:	Spring 17	Anticipated Fed Cat:	NHPP	Payments:	0	0	0	0	0	0
TIP #:		Future Cost:	0	Estimate Total:	777							
County:	St. Charles	Pavement improvements on I-70 south outer road from Cave Springs Drive to Zumbahl Road, and I-70 north outer road from Rte. 370 to Truman Boulevard.				Engineering:	0	80	0	0	0	0
Route:	OR 70					R/W:	0	0	0	0	0	0
Job No.:	6S3183					Construction:	0	533	0	0	0	0
Length:	3.43	MPO:	Y			FFOS:	0	0	0	0	0	0
Fund Cat:	Taking Care Of System	Fed:	490	State:	123	Local:	0					
Sec Cat:	Routine Maintenance	Awd Date:	Winter 17	Anticipated Fed Cat:	S.T.P.	Payments:	0	0	0	0	0	0
TIP #:		Future Cost:	0	Estimate Total:	613							
County:	St. Charles	Intersection improvements at Hawks Ridge Trail in O'Fallon. Not on state system. Companion project to 6S3100. Project funded by city of O'Fallon. Design, utilities, and right of way by city.				Engineering:	1	5	0	0	0	0
Route:	CST HAWK RIDGE TRAIL					R/W:	0	0	0	0	0	0
Job No.:	6S3100B					Construction:	0	47	0	0	0	0
Length:	0.04	MPO:	Y			FFOS:	0	47	0	0	0	0
Fund Cat:	Flexible & Other	Fed:	0	State:	5	Local:	47					
Sec Cat:	Systems Operations	Awd Date:	Fall 16	Anticipated Fed Cat:	State	Payments:	0	0	0	0	0	0
TIP #:		Future Cost:	0	Estimate Total:	53							
County:	St. Charles	Intersection improvements at Hawks Ridge Trail in O'Fallon. \$515,000 Cost Share and \$492,192 from the city of O'Fallon. Design, utilities, and right of way by city.				Engineering:	5	70	0	0	0	0
Route:	RT N					R/W:	0	0	0	0	0	0
Job No.:	6S3100					Construction:	0	1,007	0	0	0	0
Length:	0.30	MPO:	Y			FFOS:	0	1,007	0	0	0	0
Fund Cat:	Flexible & Other	Fed:	571	State:	14	Local:	492					
Sec Cat:	Systems Operations	Awd Date:	Fall 16	Anticipated Fed Cat:	S.T.P.	Payments:	0	0	0	0	0	0
TIP #:		Future Cost:	0	Estimate Total:	1,082							
County:	St. Charles	Bridge improvement at Sam's Creek. Involves bridge N0200.				Engineering:	10	30	49	0	0	0
Route:	RT N					R/W:	0	0	0	0	0	0
Job No.:	6S3148					Construction:	0	0	702	0	0	0
Length:	0.50	MPO:	Y			FFOS:	0	0	0	0	0	0
Fund Cat:	Taking Care Of System	Fed:	625	State:	156	Local:	0					
Sec Cat:	Preventive Maint	Awd Date:	Fall 17	Anticipated Fed Cat:	NHPP	Payments:	0	0	0	0	0	0
TIP #:		Future Cost:	0	Estimate Total:	791							

* Subject to the approval of the Transportation Improvement Plan by the governing Metropolitan Planning Organization.



2017-2021 Highway and Bridge Construction Schedule

Construction contingency applied to construction cost in the year the project is awarded.
 Three percent project growth factor compounded annually is applied to right-of-way and construction costs in program years 2, 3, 4, and 5.
 No inflation is applied to the Funding From Other Sources (FFOS) or Payments.
 Engineering includes PE costs, CE costs and R/W incidentals.

						STATE FISCAL YEAR PROJECT BUDGETING						
						Prior Prog.	7/2016-6/2017	7/2017-6/2018	7/2018-6/2019	7/2019-6/2020	7/2020-6/2021	
County:	St. Charles	Pavement, shoulder, and curve improvements from I-70 South Outer road to Rte. TT.				Engineering:	0	100	150	614	0	0
Route:	RT T	Project involves bridge T0281.				R/W:	0	0	0	0	0	
Job No.:	6S3185					Construction:	0	0	0	8,826	0	
Length:	12.58	MPO:	Y			FFOS:	0	0	0	0	0	
Fund Cat:	Safety			Fed:	8,721	State:	969	Local:	0			
Sec Cat:	Safety	Awd Date:	2019	Anticipated Fed Cat:	Safety	Payments:	0	0	0	0	0	
TIP #:		Future Cost:	0	Estimate Total:	9,690							
County:	St. Charles	Pavement improvements from Rte. TT to Rte. 94.				Engineering:	0	10	20	140	0	0
Route:	RT T					R/W:	0	0	0	0	0	
Job No.:	6S3186					Construction:	0	0	0	2,002	0	
Length:	6.53	MPO:	Y			FFOS:	0	0	0	0	0	
Fund Cat:	Taking Care Of System			Fed:	1,738	State:	434	Local:	0			
Sec Cat:	Preventive Maint	Awd Date:	2019	Anticipated Fed Cat:	S.T.P.	Payments:	0	0	0	0	0	
TIP #:		Future Cost:	0	Estimate Total:	2,172							
County:	St. Charles	Signal improvements at Rte. 61 interchange with Pitman Avenue.				Engineering:	0	30	0	0	0	0
Route:	RP US61N TO PITMAN AVE					R/W:	0	0	0	0	0	
Job No.:	6P3179					Construction:	0	311	0	0	0	
Length:	0.07	MPO:	Y			FFOS:	0	0	0	0	0	
Fund Cat:	Taking Care Of System			Fed:	273	State:	68	Local:	0			
Sec Cat:	Systems Operations	Awd Date:	Spring 17	Anticipated Fed Cat:	S.T.P.	Payments:	0	0	0	0	0	
TIP #:		Future Cost:	0	Estimate Total:	341							
County:	St. Charles	Job Order Contracting for guardrail repair at various locations in St. Charles County.				Engineering:	0	25	0	0	0	0
Route:	Various					R/W:	0	0	0	0	0	
Job No.:	6P3118					Construction:	0	298	0	0	0	
Length:	0.00	MPO:	Y			FFOS:	0	0	0	0	0	
Fund Cat:	Taking Care Of System			Fed:	258	State:	65	Local:	0			
Sec Cat:	Routine Maintenance	Awd Date:	Spring 17	Anticipated Fed Cat:	S.T.P.	Payments:	0	0	0	0	0	
TIP #:		Future Cost:	0	Estimate Total:	323							
County:	St. Charles	Shoulder and safety improvements from I-70 to Rte. 61.				Engineering:	12	80	200	0	0	0
Route:	RT W					R/W:	0	0	0	0	0	
Job No.:	6S3147					Construction:	0	0	1,923	0	0	
Length:	5.72	MPO:	Y			FFOS:	0	0	0	0	0	
Fund Cat:	Safety			Fed:	1,983	State:	220	Local:	0			
Sec Cat:	Safety	Awd Date:	2018	Anticipated Fed Cat:	Safety	Payments:	0	0	0	0	0	
TIP #:		Future Cost:	0	Estimate Total:	2,215							

* Subject to the approval of the Transportation Improvement Plan by the governing Metropolitan Planning Organization.



2017-2021 Highway and Bridge Construction Schedule

Construction contingency applied to construction cost in the year the project is awarded.
 Three percent project growth factor compounded annually is applied to right-of-way and construction costs in program years 2, 3, 4, and 5.
 No inflation is applied to the Funding From Other Sources (FFOS) or Payments.
 Engineering includes PE costs, CE costs and R/W incidentals.

						STATE FISCAL YEAR PROJECT BUDGETING						
						Prior Prog.	7/2016-6/2017	7/2017-6/2018	7/2018-6/2019	7/2019-6/2020	7/2020-6/2021	
County:	St. Louis	Bridge improvements at Rte. 100. Involves bridge A2738.				Engineering:	50	100	295	0	0	0
Route:	MO 109					R/W:	0	0	0	0	0	0
Job No.:	6S3141					Construction:	0	0	2,459	0	0	0
Length:	0.06	MPO:	Y			FFOS:	0	0	0	0	0	0
Fund Cat:	Taking Care Of System	Fed:	2,283	State:	571	Local:	0					
Sec Cat:	Preventive Maint	Awd Date:	2018	Anticipated Fed Cat:	NHPP	Payments:	0	0	0	0	0	0
TIP #:		Future Cost:	0	Estimate Total:	2,904							
County:	St. Louis	Pavement improvements from Rte. 370 to Rider Trail South. Project involves bridges A8123 and A8124.				Engineering:	479	420	0	0	0	0
Route:	MO 141					R/W:	0	0	0	0	0	0
Job No.:	6P3062					Construction:	0	6,107	0	0	0	0
Length:	2.22	MPO:	Y			FFOS:	0	0	0	0	0	0
Fund Cat:	Taking Care Of System	Fed:	5,222	State:	1,305	Local:	0					
Sec Cat:	Thin Lift Overlay	Awd Date:	Winter 17	Anticipated Fed Cat:	NHPP	Payments:	0	0	0	0	0	0
TIP #:	5967-14	Future Cost:	0	Estimate Total:	7,006							
County:	St. Louis	Install guard cable from Casino Center Drive to River Valley Drive.				Engineering:	0	76	0	0	0	0
Route:	MO 141					R/W:	0	0	0	0	0	0
Job No.:	6P3164					Construction:	0	449	0	0	0	0
Length:	2.48	MPO:	Y			FFOS:	0	0	0	0	0	0
Fund Cat:	Safety	Fed:	472	State:	53	Local:	0					
Sec Cat:	Urban Safety	Awd Date:	Spring 17	Anticipated Fed Cat:	Safety	Payments:	0	0	0	0	0	0
TIP #:		Future Cost:	0	Estimate Total:	525							
County:	St. Louis	ADA Transition Plan and pavement improvements from I-270 to I-170.				Engineering:	12	300	302	540	0	0
Route:	MO 180					R/W:	0	0	515	0	0	0
Job No.:	6S3048					Construction:	0	0	0	16,251	0	0
Length:	6.34	MPO:	Y			FFOS:	0	0	0	0	0	0
Fund Cat:	Taking Care Of System	Fed:	14,327	State:	3,581	Local:	0					
Sec Cat:	Thin Lift Overlay	Awd Date:	2019	Anticipated Fed Cat:	NHPP	Federal Oversight						
TIP #:		Future Cost:	0	Estimate Total:	17,920	Payments:	0	0	0	0	0	0
County:	St. Louis	Pavement and ADA Transition Plan improvements from I-170 to St. Louis City limits.				Engineering:	12	300	302	873	0	0
Route:	MO 180					R/W:	0	0	515	0	0	0
Job No.:	6S3049					Construction:	0	0	0	9,001	0	0
Length:	3.64	MPO:	Y			FFOS:	0	0	0	0	0	0
Fund Cat:	Taking Care Of System	Fed:	8,793	State:	2,198	Local:	0					
Sec Cat:	Rehab And Reconst	Awd Date:	2019	Anticipated Fed Cat:	NHPP	Federal Oversight						
TIP #:		Future Cost:	0	Estimate Total:	11,003	Payments:	0	0	0	0	0	0

* Subject to the approval of the Transportation Improvement Plan by the governing Metropolitan Planning Organization.



2017-2021 Highway and Bridge Construction Schedule

Construction contingency applied to construction cost in the year the project is awarded.
 Three percent project growth factor compounded annually is applied to right-of-way and construction costs in program years 2, 3, 4, and 5.
 No inflation is applied to the Funding From Other Sources (FFOS) or Payments.
 Engineering includes PE costs, CE costs and R/W incidentals.

						STATE FISCAL YEAR PROJECT BUDGETING						
						Prior Prog.	7/2016-6/2017	7/2017-6/2018	7/2018-6/2019	7/2019-6/2020	7/2020-6/2021	
County:	St. Louis	Bridge replacement at the Rte. N interchange. Project involves bridge L0745. Potential Design/Build project.				Engineering:	794	2	2	2	1	501
Route:	IS 270					R/W:	0	0	0	0	0	0
Job No.:	611896					Construction:	0	0	0	0	0	8,194
Length:	0.20	MPO:	Y			FFOS:	0	0	0	0	0	0
Fund Cat:	Taking Care Of System			Fed:	7,833	State:	869	Local:	0			
Sec Cat:	Rehab And Reconst	Awd Date:	2021	Anticipated Fed Cat:	NHPP	Federal Oversight						
TIP #:	4208B-06	Future Cost:	0	Estimate Total:	9,496							
County:	St. Louis	Bridge replacement at the Rte. AC interchange. Project involves bridge A0223. Potential Design/Build project.				Engineering:	454	2	2	2	1	477
Route:	IS 270					R/W:	0	0	0	0	0	0
Job No.:	612233					Construction:	0	0	0	0	0	7,684
Length:	0.10	MPO:	Y			FFOS:	0	0	0	0	0	0
Fund Cat:	Taking Care Of System			Fed:	7,352	State:	816	Local:	0			
Sec Cat:	Rehab And Reconst	Awd Date:	2021	Anticipated Fed Cat:	NHPP	Federal Oversight						
TIP #:	4919C-11	Future Cost:	0	Estimate Total:	8,622							
County:	St. Louis	Pavement and bridge improvements on the I-270 North Corridor on disconnected sections in north county. Potential Design Build.				Engineering:	0	2,000	10,000	1	0	0
Route:	IS 270					R/W:	0	0	0	0	0	0
Job No.:	613020B					Construction:	0	0	52,530	54,106	0	0
Length:	15.52	MPO:	Y			FFOS:	0	0	0	0	0	0
Fund Cat:	Flexible & Other			Fed:	106,773	State:	11,864	Local:	0			
Sec Cat:	Rehab And Reconst	Awd Date:	2018	Anticipated Fed Cat:	NHPP	Federal Oversight						
TIP #:		Future Cost:	0	Estimate Total:	118,637							
County:	St. Louis	Pavement improvements from I-44 to I-55.				Engineering:	515	758	0	0	0	0
Route:	IS 270					R/W:	0	0	0	0	0	0
Job No.:	613113					Construction:	0	11,079	0	0	0	0
Length:	5.93	MPO:	Y			FFOS:	0	0	0	0	0	0
Fund Cat:	Statewide Interstate And Major Bridge			Fed:	10,653	State:	1,184	Local:	0			
Sec Cat:	Rehab And Reconst	Awd Date:	Winter 17	Anticipated Fed Cat:	NHPP	Federal Oversight						
TIP #:		Future Cost:	0	Estimate Total:	12,352							
County:	St. Louis	Pavement improvements and barrier wall improvements from I-170 interchange to the Chain of Rocks Bridge.				Engineering:	250	1,905	0	0	0	0
Route:	IS 270					R/W:	0	0	0	0	0	0
Job No.:	613136					Construction:	0	16,990	0	0	0	0
Length:	8.49	MPO:	Y			FFOS:	0	0	0	0	0	0
Fund Cat:	Taking Care Of System			Fed:	17,005	State:	1,890	Local:	0			
Sec Cat:	Preventive Maint	Awd Date:	Spring 17	Anticipated Fed Cat:	NHPP	Federal Oversight						
TIP #:		Future Cost:	0	Estimate Total:	19,145							

* Subject to the approval of the Transportation Improvement Plan by the governing Metropolitan Planning Organization.



2017-2021 Highway and Bridge Construction Schedule

Construction contingency applied to construction cost in the year the project is awarded.
 Three percent project growth factor compounded annually is applied to right-of-way and construction costs in program years 2, 3, 4, and 5.
 No inflation is applied to the Funding From Other Sources (FFOS) or Payments.
 Engineering includes PE costs, CE costs and R/W incidentals.

		STATE FISCAL YEAR PROJECT BUDGETING						
		Prior Prog.	7/2016-6/2017	7/2017-6/2018	7/2018-6/2019	7/2019-6/2020	7/2020-6/2021	
County: St. Louis	Bridge improvements over Fee Fee Creek. Involves bridge A1242.	Engineering:	174	63	273	0	0	0
Route: IS 270		R/W:	0	0	0	0	0	0
Job No.: 613146		Construction:	0	0	3,148	0	0	0
Length: 0.10	MPO: Y	FFOS:	0	0	0	0	0	0
Fund Cat: Taking Care Of System	Fed: 2,786 State: 698 Local: 0	Payments:	0	0	0	0	0	0
Sec Cat: Preventive Maint	Awd Date: 2018 Anticipated Fed Cat: NHPP							
TIP #:	Future Cost: 0 Estimate Total: 3,658							
County: St. Louis	Pavement improvements from Rte. 364 to I-44.	Engineering:	69	2,017	0	0	0	0
Route: IS 270		R/W:	0	0	0	0	0	0
Job No.: 613157		Construction:	0	17,735	0	0	0	0
Length: 10.69	MPO: Y	FFOS:	0	0	0	0	0	0
Fund Cat: Statewide Interstate And Major Bridge	Fed: 17,776 State: 1,976 Local: 0	Payments:	0	0	0	0	0	0
Sec Cat: Preventive Maint	Awd Date: Winter 17 Anticipated Fed Cat: NHPP <u>Federal Oversight</u>							
TIP #:	Future Cost: 0 Estimate Total: 19,821							
County: St. Louis	Pavement Improvements at I-70 interchange and at Rte. 180 interchange.	Engineering:	0	100	258	0	0	0
Route: IS 270		R/W:	0	0	0	0	0	0
Job No.: 613166		Construction:	0	0	2,372	0	0	0
Length: 2.40	MPO: Y	FFOS:	0	0	0	0	0	0
Fund Cat: Taking Care Of System	Fed: 2,457 State: 273 Local: 0	Payments:	0	0	0	0	0	0
Sec Cat: Preventive Maint	Awd Date: 2018 Anticipated Fed Cat: NHPP							
TIP #:	Future Cost: 0 Estimate Total: 2,730							
County: St. Louis	Add auxiliary lane and extend left turn lane from Swingley Road to outer road eastbound I-64 ramps. \$870,000 Congestion Mitigation and Air Quality Funds (CMAQ) and \$217,000 private developer funds. Involves bridge A1681.	Engineering:	0	85	61	0	0	0
Route: MO 340		R/W:	0	0	0	0	0	0
Job No.: 6S3124		Construction:	0	0	970	0	0	0
Length: 0.35	MPO: Y	FFOS:	0	0	970	0	0	0
Fund Cat: Taking Care Of System	Fed: 871 State: 29 Local: 216	Payments:	0	0	0	0	0	0
Sec Cat: Systems Operations	Awd Date: Summer 17 Anticipated Fed Cat: C.M.A.Q. <u>Federal Oversight</u>							
TIP #:	Future Cost: 0 Estimate Total: 1,116							
County: St. Louis	Add dual left turn lanes on Rte. 340 at Chesterfield Parkway East and West, and add right turn lane on I-64 westbound off ramp. \$1,470,000 CMAQ funds and \$368,000 private developer funds.	Engineering:	0	118	81	0	0	0
Route: MO 340		R/W:	0	297	0	0	0	0
Job No.: 6S3125		Construction:	0	0	1,382	0	0	0
Length: 0.36	MPO: Y	FFOS:	0	297	1,382	0	0	0
Fund Cat: Flexible & Other	Fed: 1,411 State: 99 Local: 368	Payments:	0	0	0	0	0	0
Sec Cat: System Expansion	Awd Date: Summer 17 Anticipated Fed Cat: C.M.A.Q. <u>Federal Oversight</u>							
TIP #:	Future Cost: 0 Estimate Total: 1,878							

* Subject to the approval of the Transportation Improvement Plan by the governing Metropolitan Planning Organization.



2017-2021 Highway and Bridge Construction Schedule

Construction contingency applied to construction cost in the year the project is awarded.
 Three percent project growth factor compounded annually is applied to right-of-way and construction costs in program years 2, 3, 4, and 5.
 No inflation is applied to the Funding From Other Sources (FFOS) or Payments.
 Engineering includes PE costs, CE costs and R/W incidentals.

						STATE FISCAL YEAR PROJECT BUDGETING						
						Prior Prog.	7/2016-6/2017	7/2017-6/2018	7/2018-6/2019	7/2019-6/2020	7/2020-6/2021	
County:	St. Louis	Bridge improvements at I-44 eastbound off-ramp to Rte. 366. Involves bridge A1007.				Engineering:	50	200	267	0	0	0
Route:	MO 366					R/W:	0	0	0	0	0	0
Job No.:	6S3140					Construction:	0	0	3,190	0	0	0
Length:	0.13	MPO:	Y			FFOS:	0	0	0	0	0	0
Fund Cat:	Taking Care Of System	Fed:	2,925	State:	732	Local:	0					
Sec Cat:	Preventive Maint	Awd Date:	2018	Anticipated Fed Cat:	NHPP	Payments:	0	0	0	0	0	0
TIP #:		Future Cost:	0	Estimate Total:	3,707							
County:	St. Louis	Pavement improvements from Rte. 141 to Rte. 109.				Engineering:	237	629	0	0	0	0
Route:	IS 44					R/W:	0	0	0	0	0	0
Job No.:	6I3114					Construction:	0	6,420	0	0	0	0
Length:	7.95	MPO:	Y			FFOS:	0	0	0	0	0	0
Fund Cat:	Statewide Interstate And Major Bridge	Fed:	6,344	State:	705	Local:	0					
Sec Cat:	Rehab And Reconst	Awd Date:	Fall 16	Anticipated Fed Cat:	NHPP	Federal Oversight	0	0	0	0	0	0
TIP #:		Future Cost:	0	Estimate Total:	7,286	Payments:	0	0	0	0	0	0
County:	St. Louis	Pavement improvements east of Murdoch Avenue to Rte. 141.				Engineering:	0	300	1,604	0	0	0
Route:	IS 44					R/W:	0	0	0	0	0	0
Job No.:	6I3169					Construction:	0	0	16,667	0	0	0
Length:	10.11	MPO:	Y			FFOS:	0	0	0	0	0	0
Fund Cat:	Taking Care Of System	Fed:	16,714	State:	1,857	Local:	0					
Sec Cat:	Preventive Maint	Awd Date:	Fall 17	Anticipated Fed Cat:	NHPP	Federal Oversight	0	0	0	0	0	0
TIP #:		Future Cost:	0	Estimate Total:	18,571	Payments:	0	0	0	0	0	0
County:	St. Louis	Removal of the remainder of the bridge over the Meramec River. Project involves bridge J0421.				Engineering:	13	33	0	0	0	0
Route:	OR 44					R/W:	0	0	0	0	0	0
Job No.:	6P2306B					Construction:	0	335	0	0	0	0
Length:	0.10	MPO:	Y			FFOS:	0	0	0	0	0	0
Fund Cat:	Statewide Interstate And Major Bridge	Fed:	294	State:	74	Local:	0					
Sec Cat:	Rehab And Reconst	Awd Date:	Spring 17	Anticipated Fed Cat:	NHPP	Payments:	0	0	0	0	0	0
TIP #:	5713-13	Future Cost:	0	Estimate Total:	381							
County:	St. Louis	Pavement improvements from Chesterfield Airport Road on-ramp to Rte. 340.				Engineering:	50	1,205	0	0	0	0
Route:	IS 64					R/W:	0	0	0	0	0	0
Job No.:	6I3132					Construction:	0	8,692	0	0	0	0
Length:	6.46	MPO:	Y			FFOS:	0	0	0	0	0	0
Fund Cat:	Taking Care Of System	Fed:	8,907	State:	990	Local:	0					
Sec Cat:	Preventive Maint	Awd Date:	Fall 16	Anticipated Fed Cat:	NHPP	Payments:	0	0	0	0	0	0
TIP #:		Future Cost:	0	Estimate Total:	9,947							

* Subject to the approval of the Transportation Improvement Plan by the governing Metropolitan Planning Organization.



2017-2021 Highway and Bridge Construction Schedule

Construction contingency applied to construction cost in the year the project is awarded.
 Three percent project growth factor compounded annually is applied to right-of-way and construction costs in program years 2, 3, 4, and 5.
 No inflation is applied to the Funding From Other Sources (FFOS) or Payments.
 Engineering includes PE costs, CE costs and R/W incidentals.

						STATE FISCAL YEAR PROJECT BUDGETING						
						Prior Prog.	7/2016-6/2017	7/2017-6/2018	7/2018-6/2019	7/2019-6/2020	7/2020-6/2021	
County:	St. Louis	ITS system preservation, repair and upgrades at the Lindbergh Tunnel.				Engineering:	394	53	0	0	0	0
Route:	US 67					R/W:	0	0	0	0	0	0
Job No.:	6Q2039F					Construction:	0	779	0	0	0	0
Length:	0.80	MPO:	Y			FFOS:	0	0	0	0	0	0
Fund Cat:	Taking Care Of System	Fed:	666	State:	166	Local:	0					
Sec Cat:	Systems Operations	Awd Date:	Fall 16	Anticipated Fed Cat:	S.T.P.	Payments:	0	0	0	0	0	0
TIP #:	4762F-11	Future Cost:	0	Estimate Total:	1,226							
County:	St. Louis	Bridge improvements at interchange with Dorsett Road and Midland Boulevard. Project involves bridge A3509.				Engineering:	120	331	0	0	0	0
Route:	US 67					R/W:	0	0	0	0	0	0
Job No.:	6S3134					Construction:	0	2,705	0	0	0	0
Length:	0.18	MPO:	Y			FFOS:	0	0	0	0	0	0
Fund Cat:	Taking Care Of System	Fed:	2,429	State:	607	Local:	0					
Sec Cat:	Rehab And Reconst	Awd Date:	Spring 17	Anticipated Fed Cat:	NHPP	Payments:	0	0	0	0	0	0
TIP #:		Future Cost:	0	Estimate Total:	3,156							
County:	St. Louis	Interchange improvements at Rte. U. Project involves bridge A6233.				Engineering:	80	110	323	0	0	0
Route:	IS 70					R/W:	0	0	0	0	0	0
Job No.:	6I3156					Construction:	0	0	3,199	0	0	0
Length:	0.48	MPO:	Y			FFOS:	0	0	0	0	0	0
Fund Cat:	Safety	Fed:	3,269	State:	363	Local:	0					
Sec Cat:	Safety	Awd Date:	2018	Anticipated Fed Cat:	Safety	Federal Oversight	Payments:	0	0	0	0	0
TIP #:		Future Cost:	0	Estimate Total:	3,712							
County:	St. Louis	Pavement improvements from Springdale Avenue to Union Boulevard.				Engineering:	0	175	529	0	0	0
Route:	IS 70					R/W:	0	0	0	0	0	0
Job No.:	6I3165					Construction:	0	0	5,316	0	0	0
Length:	4.79	MPO:	Y			FFOS:	0	0	0	0	0	0
Fund Cat:	Statewide Interstate And Major Bridge	Fed:	5,417	State:	603	Local:	0					
Sec Cat:	Preventive Maint	Awd Date:	2018	Anticipated Fed Cat:	NHPP	Federal Oversight	Payments:	0	0	0	0	0
TIP #:		Future Cost:	0	Estimate Total:	6,020							
County:	St. Louis	Bridge improvements at Hibler Creek. Project involves bridge W0332.				Engineering:	67	35	74	0	0	0
Route:	RT AB					R/W:	0	60	0	0	0	0
Job No.:	6S2211					Construction:	0	0	687	0	0	0
Length:	0.10	MPO:	Y			FFOS:	0	0	0	0	0	0
Fund Cat:	Taking Care Of System	Fed:	685	State:	171	Local:	0					
Sec Cat:	Rehab And Reconst	Awd Date:	2018	Anticipated Fed Cat:	NHPP	Payments:	0	0	0	0	0	0
TIP #:	4413Z-11	Future Cost:	0	Estimate Total:	923							

* Subject to the approval of the Transportation Improvement Plan by the governing Metropolitan Planning Organization.



2017-2021 Highway and Bridge Construction Schedule

Construction contingency applied to construction cost in the year the project is awarded.

Three percent project growth factor compounded annually is applied to right-of-way and construction costs in program years 2, 3, 4, and 5.

No inflation is applied to the Funding From Other Sources (FFOS) or Payments.

Engineering includes PE costs, CE costs and R/W incidentals.

						STATE FISCAL YEAR PROJECT BUDGETING						
						Prior Prog.	7/2016-6/2017	7/2017-6/2018	7/2018-6/2019	7/2019-6/2020	7/2020-6/2021	
County:	St. Louis	Bridge improvements at Big Bend Boulevard over I-270. Project involves bridge A0964.				Engineering:	103	217	0	0	0	0
Route:	CST BIG BEND RD					R/W:	0	0	0	0	0	0
Job No.:	612316					Construction:	0	2,313	0	0	0	0
Length:	0.08	MPO:	Y			FFOS:	0	0	0	0	0	0
Fund Cat:	Taking Care Of System	Fed:	2,277	State:	253	Local:	0					
Sec Cat:	Rehab And Reconst	Awd Date:	Winter 17	Anticipated Fed Cat:	NHPP	Payments:	0	0	0	0	0	0
TIP #:	5305B-11	Future Cost:	0	Estimate Total:	2,633							
County:	St. Louis	High friction surface treatments on seven locations in counties of Franklin, St. Charles, St. Louis, and St Louis City.				Engineering:	0	55	0	0	0	0
Route:	RP IS270W TO MO364E					R/W:	0	0	0	0	0	0
Job No.:	6S3199					Construction:	0	542	0	0	0	0
Length:	1.71	MPO:	Y			FFOS:	0	0	0	0	0	0
Fund Cat:	Safety	Fed:	537	State:	60	Local:	0					
Sec Cat:	Safety	Awd Date:	Spring 17	Anticipated Fed Cat:	Safety	Payments:	0	0	0	0	0	0
TIP #:		Future Cost:	0	Estimate Total:	597							
County:	St. Louis	Signal, lighting and ADA Transition Plan improvements on Rte. N at Evans Lane and Albert/Powell Avenue; Rte. AC at Lucas-Hunt Road, Pohlman Road and Old Halls Ferry Road; Rte. 67 at Old St Charles Road.				Engineering:	245	115	0	0	0	0
Route:	RT N					R/W:	0	20	0	0	0	0
Job No.:	6S2179					Construction:	0	1,611	0	0	0	0
Length:	0.80	MPO:	Y			FFOS:	0	0	0	0	0	0
Fund Cat:	Taking Care Of System	Fed:	1,397	State:	349	Local:	0					
Sec Cat:	Systems Operations	Awd Date:	Winter 17	Anticipated Fed Cat:	S.T.P.	Payments:	0	0	0	0	0	0
TIP #:	4421G-10	Future Cost:	0	Estimate Total:	1,991							
County:	St. Louis	Create Bus Rapid Transit (BRT) and High Occupancy Vehicle (HOV) lanes at various locations in St. Louis County.				Engineering:	60	1	1	1	71	0
Route:	Various					R/W:	0	0	0	0	0	0
Job No.:	6I2415B					Construction:	0	0	0	0	1,115	0
Length:	0.00	MPO:	Y			FFOS:	0	0	0	0	0	0
Fund Cat:	Flexible & Other	Fed:	952	State:	237	Local:	0					
Sec Cat:	Systems Operations	Awd Date:	2020	Anticipated Fed Cat:	S.T.P. Federal Oversight	Payments:	0	0	0	0	0	0
TIP #:	5517B-13	Future Cost:	0	Estimate Total:	1,249							
County:	St. Louis	Job Order Contracting for guardrail repair at various locations in St. Louis City and St. Louis County.				Engineering:	0	70	0	0	0	0
Route:	Various					R/W:	0	0	0	0	0	0
Job No.:	6P3177					Construction:	0	954	0	0	0	0
Length:	0.00	MPO:	Y			FFOS:	0	0	0	0	0	0
Fund Cat:	Taking Care Of System	Fed:	819	State:	205	Local:	0					
Sec Cat:	Routine Maintenance	Awd Date:	Spring 17	Anticipated Fed Cat:	S.T.P.	Payments:	0	0	0	0	0	0
TIP #:		Future Cost:	0	Estimate Total:	1,024							

* Subject to the approval of the Transportation Improvement Plan by the governing Metropolitan Planning Organization.



2017-2021 Highway and Bridge Construction Schedule

Construction contingency applied to construction cost in the year the project is awarded.
 Three percent project growth factor compounded annually is applied to right-of-way and construction costs in program years 2, 3, 4, and 5.
 No inflation is applied to the Funding From Other Sources (FFOS) or Payments.
 Engineering includes PE costs, CE costs and R/W incidentals.

						STATE FISCAL YEAR PROJECT BUDGETING					
						Prior Prog.	7/2016-6/2017	7/2017-6/2018	7/2018-6/2019	7/2019-6/2020	7/2020-6/2021
County:	St. Louis City	Payment to IDOT for bridge improvements on the Chain of Rocks Bridge. Project involves bridge A0890. To be let by IDOT.				Engineering:	0	0	0	0	0
Route:	IS 270					R/W:	0	0	0	0	0
Job No.:	613040					Construction:	0	150	0	0	0
Length:	0.47	MPO:	Y			FFOS:	0	0	0	0	
Fund Cat:	Statewide Interstate And Major Bridge	Fed:	135	State:	15	Local:	0				
Sec Cat:	Rehab And Reconst	Awd Date:	N/A	Anticipated Fed Cat:	NHPP	Payments:	0	0	0	0	
TIP #:		Future Cost:	0	Estimate Total:	150						
County:	St. Louis City	Pavement and bridge improvements from west of Kingshighway Blvd to I-55. Project involves bridge A2258.				Engineering:	211	15	1	1,438	0
Route:	IS 44					R/W:	0	0	0	0	0
Job No.:	613034					Construction:	0	0	0	21,796	0
Length:	3.87	MPO:	Y			FFOS:	0	0	0	0	
Fund Cat:	Statewide Interstate And Major Bridge	Fed:	20,924	State:	2,326	Local:	0				
Sec Cat:	Rehab And Reconst	Awd Date:	2019	Anticipated Fed Cat:	NHPP	Federal Oversight	0	0	0	0	
TIP #:		Future Cost:	0	Estimate Total:	23,461	Payments:	0	0	0	0	
County:	St. Louis City	Bridge improvements from Kingshighway Boulevard to 39th Street. Involves bridges A2386, A2163, A2164, A2165, A2600 and A2255.				Engineering:	300	1,300	2,263	0	0
Route:	IS 44					R/W:	0	0	0	0	0
Job No.:	613150					Construction:	0	0	26,481	0	0
Length:	1.25	MPO:	Y			FFOS:	0	0	0	0	
Fund Cat:	Taking Care Of System	Fed:	27,040	State:	3,004	Local:	0				
Sec Cat:	Preventive Maint	Awd Date:	2018	Anticipated Fed Cat:	NHPP	Federal Oversight	0	0	0	0	
TIP #:		Future Cost:	0	Estimate Total:	30,344	Payments:	0	0	0	0	
County:	St. Louis City	Bridge maintenance on the Poplar Street Bridge over the Mississippi River. \$2,965,000 of IDOT funds for construction. Project involves bridge A1500.				Engineering:	19	374	0	0	0
Route:	IS 55					R/W:	0	0	0	0	0
Job No.:	613025					Construction:	0	5,930	0	0	0
Length:	0.21	MPO:	Y			FFOS:	0	2,965	0	0	
Fund Cat:	Statewide Interstate And Major Bridge	AC-State:	3,302	State:	37	Local:	2,965				
Sec Cat:	Systems Operations	Awd Date:	Summer 16	Anticipated Fed Cat:	NHPP	Federal Oversight	0	0	0	0	
TIP #:		Future Cost:	0	Estimate Total:	6,323	Payments:	0	0	0	0	
County:	St. Louis City	Bridge improvements on the eastbound Poplar Street Bridge over the Mississippi River. \$7,700,000 IDOT funds for construction. Project involves bridge A1500.				Engineering:	19	771	0	0	0
Route:	IS 55					R/W:	0	0	0	0	0
Job No.:	613026					Construction:	0	15,400	0	0	0
Length:	0.21	MPO:	Y			FFOS:	0	7,700	0	0	
Fund Cat:	Statewide Interstate And Major Bridge	AC-State:	8,394	State:	77	Local:	7,700				
Sec Cat:	Rehab And Reconst	Awd Date:	Summer 16	Anticipated Fed Cat:	NHPP	Federal Oversight	0	0	0	0	
TIP #:		Future Cost:	0	Estimate Total:	16,190	Payments:	0	0	0	0	

* Subject to the approval of the Transportation Improvement Plan by the governing Metropolitan Planning Organization.



2017-2021 Highway and Bridge Construction Schedule

Construction contingency applied to construction cost in the year the project is awarded.
 Three percent project growth factor compounded annually is applied to right-of-way and construction costs in program years 2, 3, 4, and 5.
 No inflation is applied to the Funding From Other Sources (FFOS) or Payments.
 Engineering includes PE costs, CE costs and R/W incidentals.

						STATE FISCAL YEAR PROJECT BUDGETING						
						Prior Prog.	7/2016-6/2017	7/2017-6/2018	7/2018-6/2019	7/2019-6/2020	7/2020-6/2021	
County:	St. Louis City	Bridge improvements from Virginia Avenue to Arsenal Street. Involves bridges A1079, A1080, A1082, A1083, A1084, A1085 and A1086.				Engineering:	100	450	1,001	0	0	0
Route:	IS 55					R/W:	0	0	0	0	0	0
Job No.:	613149					Construction:	0	0	12,771	0	0	0
Length:	0.80	MPO:	Y			FFOS:	0	0	0	0	0	0
Fund Cat:	Taking Care Of System	Fed: 11,378		State: 2,844	Local: 0	Payments:	0	0	0	0	0	0
Sec Cat:	Preventive Maint	Awd Date:	Fall 17	Anticipated Fed Cat:	NHPP	Federal Oversight						
TIP #:		Future Cost:	0	Estimate Total:	14,322							
County:	St. Louis City	Bridge, ramp and capacity improvements from 4th Street to Illinois on the eastbound Poplar Street Bridge and approaches. \$8,000,000 IDOT funds for construction. Project involves bridges A1500, A1501 and A1503.				Engineering:	2,929	2,084	0	0	0	0
Route:	IS 64					R/W:	1,000	0	0	0	0	0
Job No.:	612377C					Construction:	0	30,847	0	0	0	0
Length:	0.78	MPO:	Y			FFOS:	0	8,000	0	0	0	0
Fund Cat:	Flexible & Other	AC-State: 24,723		State: 208	Local: 8,000	Payments:	0	0	0	0	0	0
Sec Cat:	System Expansion	Awd Date:	Summer 16	Anticipated Fed Cat:	NHPP	Federal Oversight						
TIP #:		Future Cost:	0	Estimate Total:	36,860							
County:	St. Louis City	Pavement improvements east of Sarah Street to 21st Street.				Engineering:	5	28	102	0	0	0
Route:	IS 64					R/W:	0	36	0	0	0	0
Job No.:	613111					Construction:	0	0	1,388	0	0	0
Length:	2.06	MPO:	Y			FFOS:	0	0	0	0	0	0
Fund Cat:	Statewide Interstate And Major Bridge	Fed: 1,398		State: 156	Local: 0	Payments:	0	0	0	0	0	0
Sec Cat:	Preventive Maint	Awd Date:	Fall 17	Anticipated Fed Cat:	NHPP							
TIP #:		Future Cost:	0	Estimate Total:	1,559							
County:	St. Louis City	Pavement improvements along the reversible lanes from east of Union to Broadway.				Engineering:	40	166	0	0	0	0
Route:	RV 70					R/W:	0	0	0	0	0	0
Job No.:	613112					Construction:	0	2,118	0	0	0	0
Length:	5.34	MPO:	Y			FFOS:	0	0	0	0	0	0
Fund Cat:	Statewide Interstate And Major Bridge	Fed: 2,055		State: 229	Local: 0	Payments:	0	0	0	0	0	0
Sec Cat:	Rehab And Reconst	Awd Date:	Fall 16	Anticipated Fed Cat:	NHPP							
TIP #:		Future Cost:	0	Estimate Total:	2,324							
County:	St. Louis City	Payment to IDOT for bridge improvements on the Martin Luther King Bridge. Project involves bridge A4856. Project will be let by IDOT.				Engineering:	0	0	0	0	0	0
Route:	MO 799					R/W:	0	0	0	0	0	0
Job No.:	6P3011					Construction:	0	0	0	0	85	0
Length:	0.39	MPO:	Y			FFOS:	0	0	0	0	0	0
Fund Cat:	Statewide Interstate And Major Bridge	Fed: 68		State: 17	Local: 0	Payments:	0	0	0	0	0	0
Sec Cat:	Preventive Maint	Awd Date:	N/A	Anticipated Fed Cat:	NHPP							
TIP #:	5737-16	Future Cost:	0	Estimate Total:	85							

* Subject to the approval of the Transportation Improvement Plan by the governing Metropolitan Planning Organization.



2017-2021 Highway and Bridge Construction Schedule

Construction contingency applied to construction cost in the year the project is awarded.

Three percent project growth factor compounded annually is applied to right-of-way and construction costs in program years 2, 3, 4, and 5.

No inflation is applied to the Funding From Other Sources (FFOS) or Payments.

Engineering includes PE costs, CE costs and R/W incidentals.

						STATE FISCAL YEAR PROJECT BUDGETING						
						Prior Prog.	7/2016-6/2017	7/2017-6/2018	7/2018-6/2019	7/2019-6/2020	7/2020-6/2021	
County:	St. Louis City	Bridge improvements from 18th Street to Broadway. Project involves bridges A1516, A1517, A1518, A1519, A1520 and A1521.				Engineering:	0	240	455	0	0	0
Route:	RP BROADWAY TO IS64W					R/W:	0	0	0	0	0	0
Job No.:	6I3170					Construction:	0	0	4,586	0	0	0
Length:	1.12	MPO:	Y		FFOS:	0	0	0	0	0	0	
Fund Cat:	Taking Care Of System	Fed:	4,225	State:	1,056	Local:	0					
Sec Cat:	Preventive Maint	Awd Date:	2018	Anticipated Fed Cat:	NHPP							
TIP #:		Future Cost:	0	Estimate Total:	5,281							
County:	St. Louis City	Pavement improvements from I-270 to Hall Street.				Engineering:	0	100	330	438	0	0
Route:	RT H					R/W:	0	0	0	0	0	0
Job No.:	6S3196					Construction:	0	0	0	6,045	0	0
Length:	3.57	MPO:	Y		FFOS:	0	0	0	0	0	0	
Fund Cat:	Taking Care Of System	Fed:	5,530	State:	1,383	Local:	0					
Sec Cat:	Preventive Maint	Awd Date:	2019	Anticipated Fed Cat:	NHPP							
TIP #:		Future Cost:	0	Estimate Total:	6,913							
County:	St. Louis City	Bridge improvements on the Illinois approach to the Poplar Street Bridge. \$1,869,000 IDOT funds for construction. Project involves Illinois approach to bridge A1500.				Engineering:	9	129	0	0	0	0
Route:	IS 64 St. Clair County, IL					R/W:	0	0	0	0	0	0
Job No.:	6I2377D					Construction:	0	1,869	0	0	0	0
Length:	0.52	MPO:	Y		FFOS:	0	1,869	0	0	0	0	
Fund Cat:	Taking Care Of System	AC-State:	116	State:	13	Local:	1,869					
Sec Cat:	Rehab And Reconst	Awd Date:	Summer 16	Anticipated Fed Cat:	NHPP Federal Oversight							
TIP #:		Future Cost:	0	Estimate Total:	2,007							
County:	Various	Job Order Contracting for concrete pavement repair at various interstate locations in the St. Louis District.				Engineering:	0	42	0	0	0	0
Route:	Various					R/W:	0	0	0	0	0	0
Job No.:	0I3003K					Construction:	0	600	0	0	0	0
Length:	0.00	MPO:	Y		FFOS:	0	0	0	0	0	0	
Fund Cat:	Statewide Interstate And Major Bridge	Fed:	578	State:	64	Local:	0					
Sec Cat:	Preventive Maint	Awd Date:	Spring 17	Anticipated Fed Cat:	NHPP							
TIP #:		Future Cost:	0	Estimate Total:	642							
County:	Various	Job Order Contracting for asphalt pavement repair at various interstate locations in Franklin and Jefferson Counties.				Engineering:	0	42	0	0	0	0
Route:	Various					R/W:	0	0	0	0	0	0
Job No.:	0I3003L					Construction:	0	600	0	0	0	0
Length:	0.00	MPO:	Y		FFOS:	0	0	0	0	0	0	
Fund Cat:	Statewide Interstate And Major Bridge	Fed:	578	State:	64	Local:	0					
Sec Cat:	Preventive Maint	Awd Date:	Spring 17	Anticipated Fed Cat:	NHPP							
TIP #:		Future Cost:	0	Estimate Total:	642							

* Subject to the approval of the Transportation Improvement Plan by the governing Metropolitan Planning Organization.



2017-2021 Highway and Bridge Construction Schedule

Construction contingency applied to construction cost in the year the project is awarded.
 Three percent project growth factor compounded annually is applied to right-of-way and construction costs in program years 2, 3, 4, and 5.
 No inflation is applied to the Funding From Other Sources (FFOS) or Payments.
 Engineering includes PE costs, CE costs and R/W incidentals.

						STATE FISCAL YEAR PROJECT BUDGETING						
						Prior Prog.	7/2016-6/2017	7/2017-6/2018	7/2018-6/2019	7/2019-6/2020	7/2020-6/2021	
County:	Various	Job Order Contracting for asphalt pavement repair at various interstate locations in St. Charles and St. Louis Counties and St. Louis City.				Engineering:	0	56	0	0	0	0
Route:	Various					R/W:	0	0	0	0	0	
Job No.:	013003M					Construction:	0	800	0	0	0	
Length:	0.00	MPO:	Y			FFOS:	0	0	0	0	0	
Fund Cat:	Statewide Interstate And Major Bridge	Fed:	770	State:	86	Local:	0					
Sec Cat:	Preventive Maint	Awd Date:	Spring 17	Anticipated Fed Cat:	NHPP	Payments:	0	0	0	0	0	
TIP #:		Future Cost:	0	Estimate Total:	856							
County:	Various	ADA Transition Plan improvements at various primary locations in the St. Louis District. \$1,850,000 Statewide Transportation Alternative funds.				Engineering:	0	0	0	0	0	
Route:	Various					R/W:	0	0	0	0	0	
Job No.:	0P3011G					Construction:	0	0	1,906	0	0	
Length:	0.00	MPO:	Y			FFOS:	1,850	0	0	0	0	
Fund Cat:	Taking Care Of System	Fed:	1,525	State:	381	Local:	0					
Sec Cat:	N- Ada Trans	Awd Date:	2018	Anticipated Fed Cat:	S.T.P.	Payments:	0	0	0	0	0	
TIP #:		Future Cost:	0	Estimate Total:	1,906							
County:	Various	Safety projects at various locations in the St. Louis District. \$5,077,000 from Statewide Open Container funds.				Engineering:	0	0	0	0	0	
Route:	Various					R/W:	0	0	0	0	0	
Job No.:	0P3018G					Construction:	0	0	5,229	0	0	
Length:	0.00	MPO:	N			FFOS:	0	0	5,077	0	0	
Fund Cat:	Safety	Fed:	4,706	State:	523	Local:	0					
Sec Cat:	Safety	Awd Date:	2018	Anticipated Fed Cat:	Safety	Payments:	0	0	0	0	0	
TIP #:		Future Cost:	0	Estimate Total:	5,229							
County:	Various	Safety projects at various locations in the St. Louis District. \$5,105,000 from Statewide Open Container funds.				Engineering:	0	0	0	0	0	
Route:	Various					R/W:	0	0	0	0	0	
Job No.:	0P3019G					Construction:	0	0	0	5,416	0	
Length:	0.00	MPO:	N			FFOS:	0	0	0	5,105	0	
Fund Cat:	Safety	Fed:	4,874	State:	542	Local:	0					
Sec Cat:	Safety	Awd Date:	2019	Anticipated Fed Cat:	Safety	Payments:	0	0	0	0	0	
TIP #:		Future Cost:	0	Estimate Total:	5,416							
County:	Various	Safety projects at various locations in the St. Louis District. \$5,105,000 from Statewide Open Container funds.				Engineering:	0	0	0	0	0	
Route:	Various					R/W:	0	0	0	0	0	
Job No.:	0P3020G					Construction:	0	0	0	0	5,578	
Length:	0.00	MPO:	Y			FFOS:	0	0	0	0	5,105	
Fund Cat:	Safety	Fed:	5,020	State:	558	Local:	0					
Sec Cat:	Safety	Awd Date:	2020	Anticipated Fed Cat:	Safety	Payments:	0	0	0	0	0	
TIP #:		Future Cost:	0	Estimate Total:	5,578							

* Subject to the approval of the Transportation Improvement Plan by the governing Metropolitan Planning Organization.



2017-2021 Highway and Bridge Construction Schedule

Construction contingency applied to construction cost in the year the project is awarded.
 Three percent project growth factor compounded annually is applied to right-of-way and construction costs in program years 2, 3, 4, and 5.
 No inflation is applied to the Funding From Other Sources (FFOS) or Payments.
 Engineering includes PE costs, CE costs and R/W incidentals.

						STATE FISCAL YEAR PROJECT BUDGETING						
						Prior Prog.	7/2016-6/2017	7/2017-6/2018	7/2018-6/2019	7/2019-6/2020	7/2020-6/2021	
County:	Various	Safety projects at various locations in the St. Louis District. \$5,105,000 from Statewide				Engineering:	0	0	0	0	0	0
Route:	Various	Open Container funds.				R/W:	0	0	0	0	0	0
Job No.:	0P3021G					Construction:	0	0	0	0	5,746	
Length:	0.00	MPO:	N			FFOS:	0	0	0	0	5,105	
Fund Cat:	Safety			Fed:	5,171	State:	575	Local:	0			
Sec Cat:	Safety	Awd Date:	2021	Anticipated Fed Cat:			Safety					
TIP #:		Future Cost:	0	Estimate Total:			5,746	Payments:	0	0	0	0
County:	Various	ADA Transition Plan improvements at various locations in the St. Louis District.				Engineering:	0	0	0	0	0	0
Route:	Various	\$2,265,000 from Statewide Transportation Alternatives funds.				R/W:	0	0	0	0	0	0
Job No.:	0S3017G					Construction:	0	0	2,333	0	0	0
Length:	0.00	MPO:	Y			FFOS:	0	2,265	0	0	0	0
Fund Cat:	Taking Care Of System			Fed:	1,866	State:	467	Local:	0			
Sec Cat:	N- Ada Trans	Awd Date:	2018	Anticipated Fed Cat:			S.T.P.					
TIP #:		Future Cost:	0	Estimate Total:			2,333	Payments:	0	0	0	0
County:	Various	ADA Transition Plan improvements at various locations in the St. Louis District.				Engineering:	0	0	0	0	0	0
Route:	Various	\$2,330,000 from Statewide Transportation Alternatives funds.				R/W:	0	0	0	0	0	0
Job No.:	0S3018G					Construction:	0	0	2,400	0	0	0
Length:	0.00	MPO:	Y			FFOS:	0	0	2,330	0	0	0
Fund Cat:	Taking Care Of System			Fed:	1,920	State:	480	Local:	0			
Sec Cat:	N- Ada Trans	Awd Date:	2018	Anticipated Fed Cat:			S.T.P.					
TIP #:		Future Cost:	0	Estimate Total:			2,400	Payments:	0	0	0	0
County:	Various	ADA Transition Plan improvements at various locations in the St. Louis District.				Engineering:	0	0	0	0	0	0
Route:	Various	\$2,392,000 from Statewide Transportation Alternatives funds.				R/W:	0	0	0	0	0	0
Job No.:	0S3019G					Construction:	0	0	0	2,538	0	0
Length:	0.00	MPO:	Y			FFOS:	0	0	0	2,392	0	0
Fund Cat:	Taking Care Of System			Fed:	2,030	State:	508	Local:	0			
Sec Cat:	N- Ada Trans	Awd Date:	2019	Anticipated Fed Cat:			S.T.P.					
TIP #:		Future Cost:	0	Estimate Total:			2,538	Payments:	0	0	0	0
County:	Various	ADA Transition Plan improvements at various locations in the St. Louis District.				Engineering:	0	0	0	0	0	0
Route:	Various	\$2,453,000 from Statewide Transportation Alternatives funds.				R/W:	0	0	0	0	0	0
Job No.:	0S3020G					Construction:	0	0	0	0	2,680	0
Length:	0.00	MPO:	Y			FFOS:	0	0	0	0	2,453	0
Fund Cat:	Taking Care Of System			Fed:	2,144	State:	536	Local:	0			
Sec Cat:	N- Ada Trans	Awd Date:	2020	Anticipated Fed Cat:			S.T.P.					
TIP #:		Future Cost:	0	Estimate Total:			2,680	Payments:	0	0	0	0

* Subject to the approval of the Transportation Improvement Plan by the governing Metropolitan Planning Organization.



2017-2021 Highway and Bridge Construction Schedule

Construction contingency applied to construction cost in the year the project is awarded.
 Three percent project growth factor compounded annually is applied to right-of-way and construction costs in program years 2, 3, 4, and 5.
 No inflation is applied to the Funding From Other Sources (FFOS) or Payments.
 Engineering includes PE costs, CE costs and R/W incidentals.

						STATE FISCAL YEAR PROJECT BUDGETING					
						Prior Prog.	7/2016-6/2017	7/2017-6/2018	7/2018-6/2019	7/2019-6/2020	7/2020-6/2021
County:	Various	ADA Transition Plan improvements at various locations in the St. Louis District.				Engineering:	0	0	0	0	0
Route:	Various	\$2,453,000 from Statewide Transportation Alternatives funds.				R/W:	0	0	0	0	0
Job No.:	0S3021G					Construction:	0	0	0	0	2,761
Length:	0.00	MPO:	Y			FFOS:	0	0	0	0	2,453
Fund Cat:	Taking Care Of System	Fed:	2,209	State:	552	Local:	0				
Sec Cat:	N- Ada Trans	Awd Date:	2021	Anticipated Fed Cat:	S.T.P.		Payments:	0	0	0	0
TIP #:		Future Cost:	0	Estimate Total:	2,761						
County:	Various	Installation of flashing yellow arrows to existing traffic signals on Rtes. 100, 367, I-44, I-55, I-64, I-70, I-170, and I-270. \$341,541 Congestion Mitigation and Air Quality Improvement Program funds.				Engineering:	35	37	0	0	0
Route:	Various					R/W:	0	0	0	0	0
Job No.:	6I3122					Construction:	0	355	0	0	0
Length:	0.00	MPO:	Y			FFOS:	0	313	0	0	0
Fund Cat:	Taking Care Of System	Fed:	314	State:	78	Local:	0				
Sec Cat:	Systems Operations	Awd Date:	Summer 16	Anticipated Fed Cat:	C.M.A.Q.		Payments:	0	0	0	0
TIP #:	6471-15	Future Cost:	0	Estimate Total:	427						
County:	Various	Job Order Contracting for bridge repairs at various primary route locations in the St. Louis District.				Engineering:	8	142	0	0	0
Route:	Various					R/W:	0	0	0	0	0
Job No.:	6P3013					Construction:	0	2,000	0	0	0
Length:	0.00	MPO:	Y			FFOS:	0	0	0	0	0
Fund Cat:	Taking Care Of System	AC-State:	1,714	State:	428	Local:	0				
Sec Cat:	Preventive Maint	Awd Date:	Fall 16	Anticipated Fed Cat:	S.T.P.		Payments:	0	0	0	0
TIP #:	5728-15	Future Cost:	0	Estimate Total:	2,150						
County:	Various	Job Order Contracting for guardrail repair at various locations in Franklin and Jefferson Counties.				Engineering:	0	37	0	0	0
Route:	Various					R/W:	0	0	0	0	0
Job No.:	6P3117					Construction:	0	463	0	0	0
Length:	0.00	MPO:	Y			FFOS:	0	0	0	0	0
Fund Cat:	Taking Care Of System	Fed:	400	State:	100	Local:	0				
Sec Cat:	Routine Maintenance	Awd Date:	Spring 17	Anticipated Fed Cat:	S.T.P.		Payments:	0	0	0	0
TIP #:		Future Cost:	0	Estimate Total:	500						
County:	Various	Job Order Contracting for fence repair at various locations in the St. Louis District.				Engineering:	0	33	0	0	0
Route:	Various					R/W:	0	0	0	0	0
Job No.:	6P3175					Construction:	0	404	0	0	0
Length:	0.00	MPO:	Y			FFOS:	0	0	0	0	0
Fund Cat:	Taking Care Of System	Fed:	0	State:	437	Local:	0				
Sec Cat:	Routine Maintenance	Awd Date:	Spring 17	Anticipated Fed Cat:	State		Payments:	0	0	0	0
TIP #:		Future Cost:	0	Estimate Total:	437						

* Subject to the approval of the Transportation Improvement Plan by the governing Metropolitan Planning Organization.



2017-2021 Highway and Bridge Construction Schedule

Construction contingency applied to construction cost in the year the project is awarded.
 Three percent project growth factor compounded annually is applied to right-of-way and construction costs in program years 2, 3, 4, and 5.
 No inflation is applied to the Funding From Other Sources (FFOS) or Payments.
 Engineering includes PE costs, CE costs and R/W incidentals.

						STATE FISCAL YEAR PROJECT BUDGETING						
						Prior Prog.	7/2016-6/2017	7/2017-6/2018	7/2018-6/2019	7/2019-6/2020	7/2020-6/2021	
County:	Various	Job Order Contracting for guard cable repair at various locations in the St. Louis District.				Engineering:	0	43	0	0	0	0
Route:	Various					R/W:	0	0	0	0	0	
Job No.:	6P3176					Construction:	0	558	0	0	0	
Length:	0.00	MPO:	Y			FFOS:	0	0	0	0	0	
Fund Cat:	Taking Care Of System	Fed:	480	State:	121	Local:	0					
Sec Cat:	Routine Maintenance	Awd Date:	Spring 17	Anticipated Fed Cat:	S.T.P.	Payments:	0	0	0	0	0	
TIP #:		Future Cost:	0	Estimate Total:	601							
County:	Various	Signal and lighting improvements throughout the St. Louis District.				Engineering:	0	0	0	0	0	
Route:	Various					R/W:	0	0	0	0	0	
Job No.:	6P3190					Construction:	0	0	5,150	0	0	
Length:	0.00	MPO:	Y			FFOS:	0	0	0	0	0	
Fund Cat:	Taking Care Of System	Fed:	4,120	State:	1,030	Local:	0					
Sec Cat:	Systems Operations	Awd Date:	2018	Anticipated Fed Cat:	S.T.P.	Payments:	0	0	0	0	0	
TIP #:		Future Cost:	0	Estimate Total:	5,150							
County:	Various	Signal and lighting improvements throughout the St. Louis District.				Engineering:	0	0	0	0	0	
Route:	Various					R/W:	0	0	0	0	0	
Job No.:	6P3191					Construction:	0	0	0	6,365	0	
Length:	0.00	MPO:	Y			FFOS:	0	0	0	0	0	
Fund Cat:	Taking Care Of System	Fed:	5,092	State:	1,273	Local:	0					
Sec Cat:	Systems Operations	Awd Date:	2019	Anticipated Fed Cat:	S.T.P.	Payments:	0	0	0	0	0	
TIP #:		Future Cost:	0	Estimate Total:	6,365							
County:	Various	Safety improvements on various routes in the St. Louis District. Potential Design Build.				Engineering:	0	1,998	0	0	0	
Route:	Various					R/W:	0	0	0	0	0	
Job No.:	6P3194					Construction:	0	21,828	0	0	0	
Length:	0.00	MPO:	Y			FFOS:	0	5,032	0	0	0	
Fund Cat:	Safety	Fed:	21,443	State:	2,383	Local:	0					
Sec Cat:	Safety	Awd Date:	Spring 17	Anticipated Fed Cat:	Safety Federal Oversight	Payments:	0	0	0	0	0	
TIP #:		Future Cost:	0	Estimate Total:	23,826							
County:	Various	Job Order Contracting for asphalt pavement improvements (non-interstate) at various primary route locations in the St. Louis District.				Engineering:	0	145	0	0	0	
Route:	Various					R/W:	0	0	0	0	0	
Job No.:	6P3198					Construction:	0	2,040	0	0	0	
Length:	0.00	MPO:	Y			FFOS:	0	0	0	0	0	
Fund Cat:	Taking Care Of System	Fed:	1,748	State:	437	Local:	0					
Sec Cat:	Preventive Maint	Awd Date:	Spring 17	Anticipated Fed Cat:	S.T.P.	Payments:	0	0	0	0	0	
TIP #:		Future Cost:	0	Estimate Total:	2,185							

* Subject to the approval of the Transportation Improvement Plan by the governing Metropolitan Planning Organization.



2017-2021 Highway and Bridge Construction Schedule

Construction contingency applied to construction cost in the year the project is awarded.
 Three percent project growth factor compounded annually is applied to right-of-way and construction costs in program years 2, 3, 4, and 5.
 No inflation is applied to the Funding From Other Sources (FFOS) or Payments.
 Engineering includes PE costs, CE costs and R/W incidentals.

						STATE FISCAL YEAR PROJECT BUDGETING						
						Prior Prog.	7/2016-6/2017	7/2017-6/2018	7/2018-6/2019	7/2019-6/2020	7/2020-6/2021	
County:	Various	Job Order Contracting for concrete pavement improvements (non-Interstate) at various primary route locations in the St. Louis District.				Engineering:	0	75	0	0	0	0
Route:	Various					R/W:	0	0	0	0	0	
Job No.:	6P3198B					Construction:	0	1,020	0	0	0	
Length:	0.00	MPO:	Y			FFOS:	0	0	0	0	0	
Fund Cat:	Taking Care Of System	Fed:	876	State:	219	Local:	0					
Sec Cat:	Preventive Maint	Awd Date:	Spring 17	Anticipated Fed Cat:	S.T.P.	Payments:	0	0	0	0	0	
TIP #:		Future Cost:	0	Estimate Total:	1,095							

* Subject to the approval of the Transportation Improvement Plan by the governing Metropolitan Planning Organization.



2017-2021 Highway and Bridge Construction Schedule

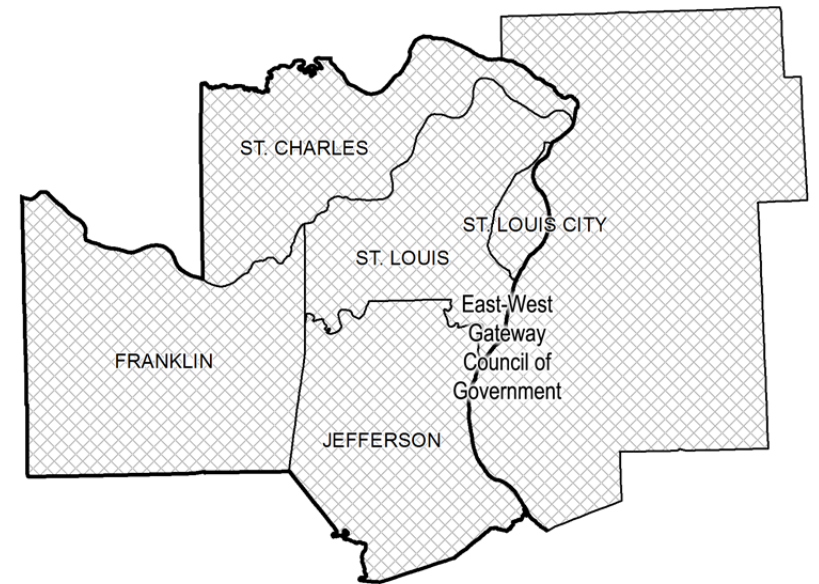
Construction contingency applied to construction cost in the year the project is awarded.
 Three percent project growth factor compounded annually is applied to right-of-way and construction costs in program years 2, 3, 4, and 5.
 No inflation is applied to the Funding From Other Sources (FFOS) or Payments.
 Engineering includes PE costs, CE costs and R/W incidentals.

STATE FISCAL YEAR PROJECT BUDGETING						
	Prior Prog.	7/2016-6/2017	7/2017-6/2018	7/2018-6/2019	7/2019-6/2020	7/2020-6/2021
FFOS:	2,638	41,696	21,491	7,497	7,558	7,558
Total R/W:	1,888	4,066	1,079	0	0	0
Total Construction:	0	216,812	223,660	148,445	20,704	24,385
Paybacks:	0	0	0	0	0	0
Sub-Total:	1,888	220,878	224,739	148,445	20,704	24,385
Total Engineering:	10,574	25,861	24,036	5,300	829	978
Grand Total:	12,462	246,739	248,775	153,745	21,533	25,363

	2017	2018	2019	2020	2021
State	23,346	29,441	21,422	2,549	2,812
AC-State	46,645	6,512	0	0	0
Local	25,626	6,420	0	0	0
Sub-total State	95,617	42,373	21,422	2,549	2,812
Federal					
Sub-total Federal	151,122	206,402	132,323	18,984	22,551
Grand Total	246,739	248,775	153,745	21,533	25,363

Project Count: 111

* Subject to the approval of the Transportation Improvement Plan by the governing Metropolitan Planning Organization.



MoDOT's St Louis District

TMA: East-West Gateway Council of Governments

PAYMENT PROJECTS

(Note: The following MoDOT projects are located inside the St Louis Metropolitan Planning area boundary.)



2017-2021 Highway and Bridge Construction Schedule

Construction contingency applied to construction cost in the year the project is awarded.
 Three percent project growth factor compounded annually is applied to right-of-way and construction costs in program years 2, 3, 4, and 5.
 No inflation is applied to the Funding From Other Sources (FFOS) or Payments.
 Engineering includes PE costs, CE costs and R/W incidentals.

						STATE FISCAL YEAR PROJECT BUDGETING					
						Prior Prog.	7/2016-6/2017	7/2017-6/2018	7/2018-6/2019	7/2019-6/2020	7/2020-6/2021
County:	St. Louis	Payback for project 610978 from west of Spoede Road to west of Sarah Street. Payment of				Engineering:	0	0	0	0	0
Route:	IS 64	\$13.5 million per year from 2011 to 2025.				R/W:	0	0	0	0	0
Job No.:	610978Z					Construction:	0	0	0	0	0
Length:	9.02	MPO:	Y			FFOS:	0	0	0	0	0
Fund Cat:	Flexible & Other	Fed:	0	State:	67,500	Local:	0				
Sec Cat:	System Expansion	Awd Date:	N/A	Anticipated Fed Cat:	State						
TIP #:	2606D-11	Future Cost:	25,001 - 50,000	Estimate Total:	148,500	Payments:	81,000	13,500	13,500	13,500	13,500
County:	St. Louis	ITS operations, MoDOT staff, equipment maintenance and Transportation Management Center (TMC) operations at the TMC building.				Engineering:	0	0	0	0	0
Route:	IS 64					R/W:	0	0	0	0	0
Job No.:	6Q3000C					Construction:	0	0	0	0	0
Length:	0.26	MPO:	Y			FFOS:	0	0	0	0	0
Fund Cat:	Flexible & Other	Fed:	664	State:	166	Local:	0				
Sec Cat:	Systems Operations	Awd Date:	N/A	Anticipated Fed Cat:	S.T.P.						
TIP #:	5734-17	Future Cost:	0	Estimate Total:	830	Payments:	0	830	0	0	0
County:	St. Louis	ITS operations, contract staffing and professional services at the Transportation Management Center (TMC) building.				Engineering:	0	0	0	0	0
Route:	IS 64					R/W:	0	0	0	0	0
Job No.:	6Q3000D					Construction:	0	0	0	0	0
Length:	0.26	MPO:	Y			FFOS:	0	0	0	0	0
Fund Cat:	Flexible & Other	Fed:	1,600	State:	400	Local:	0				
Sec Cat:	Systems Operations	Awd Date:	N/A	Anticipated Fed Cat:	S.T.P.						
TIP #:		Future Cost:	0	Estimate Total:	2,000	Payments:	0	2,000	0	0	0
County:	St. Louis	ITS operations, MoDOT staff, equipment maintenance and Transportation Management Center (TMC) operations at the TMC building.				Engineering:	0	0	0	0	0
Route:	IS 64					R/W:	0	0	0	0	0
Job No.:	6Q3053C					Construction:	0	0	0	0	0
Length:	0.00	MPO:	Y			FFOS:	0	0	0	0	0
Fund Cat:	Flexible & Other	Fed:	664	State:	166	Local:	0				
Sec Cat:	Systems Operations	Awd Date:	N/A	Anticipated Fed Cat:	S.T.P.						
TIP #:	5948B-18	Future Cost:	0	Estimate Total:	830	Payments:	0	0	830	0	0
County:	St. Louis	ITS operations, contract staffing and professional services at the Transportation Management Center (TMC) building.				Engineering:	0	0	0	0	0
Route:	IS 64					R/W:	0	0	0	0	0
Job No.:	6Q3053D					Construction:	0	0	0	0	0
Length:	0.00	MPO:	Y			FFOS:	0	0	0	0	0
Fund Cat:	Flexible & Other	Fed:	1,600	State:	400	Local:	0				
Sec Cat:	Systems Operations	Awd Date:	N/A	Anticipated Fed Cat:	S.T.P.						
TIP #:	5948C-18	Future Cost:	0	Estimate Total:	2,000	Payments:	0	0	2,000	0	0

* Subject to the approval of the Transportation Improvement Plan by the governing Metropolitan Planning Organization.



2017-2021 Highway and Bridge Construction Schedule

Construction contingency applied to construction cost in the year the project is awarded.
 Three percent project growth factor compounded annually is applied to right-of-way and construction costs in program years 2, 3, 4, and 5.
 No inflation is applied to the Funding From Other Sources (FFOS) or Payments.
 Engineering includes PE costs, CE costs and R/W incidentals.

						STATE FISCAL YEAR PROJECT BUDGETING						
						Prior Prog.	7/2016-6/2017	7/2017-6/2018	7/2018-6/2019	7/2019-6/2020	7/2020-6/2021	
County:	St. Louis	Video wall replacement at the District Traffic Management Center (TMC).				Engineering:	0	25	0	0	0	0
Route:	Various					R/W:	0	0	0	0	0	
Job No.:	6Q3192					Construction:	0	0	0	0	0	
Length:	0.00	MPO:	Y			FFOS:	0	0	0	0	0	
Fund Cat:	Taking Care Of System	Fed:	1,000	State:	250	Local:	0					
Sec Cat:	Systems Operations	Awd Date:	N/A	Anticipated Fed Cat:	S.T.P.	Payments:	0	1,225	0	0	0	
TIP #:		Future Cost:	0	Estimate Total:	1,250							
County:	St. Louis City	Payback for 6I0984 and 6U1086 to construct new Mississippi River Bridge. Payment of \$8.4 million per year from 2011 to 2025. Project involves bridge A6500.				Engineering:	0	0	0	0	0	
Route:	IS 70					R/W:	0	0	0	0	0	
Job No.:	6I0984Z					Construction:	0	0	0	0	0	
Length:	0.76	MPO:	Y			FFOS:	0	0	0	0	0	
Fund Cat:	Flexible & Other	Fed:	0	State:	42,000	Local:	0					
Sec Cat:	System Expansion	Awd Date:	N/A	Anticipated Fed Cat:	State	Payments:	50,400	8,400	8,400	8,400	8,400	
TIP #:	3479Z-11	Future Cost:	25,001 - 50,000	Estimate Total:	92,400							
County:	St. Louis City	Payment to IDOT for bridge improvements on the Martin Luther King Bridge. Project involves bridge A4856. Project will be let by IDOT.				Engineering:	0	0	0	0	0	
Route:	MO 799					R/W:	0	0	0	0	0	
Job No.:	6P2386					Construction:	0	0	0	0	0	
Length:	0.40	MPO:	Y			FFOS:	0	0	0	0	0	
Fund Cat:	Statewide Interstate And Major Bridge	Fed:	3,200	State:	800	Local:	0					
Sec Cat:	Rehab And Reconst	Awd Date:	N/A	Anticipated Fed Cat:	NHPP	Payments:	4,600	4,000	0	0	0	
TIP #:	5535-15	Future Cost:	0	Estimate Total:	8,600							
County:	Various	Payback beginning in SFY 2008 for Safe and Sound bridges in the St. Louis District.				Engineering:	0	0	0	0	0	
Route:	Various					R/W:	30	0	0	0	0	
Job No.:	5B0800U					Construction:	0	0	0	0	0	
Length:	0.00	MPO:	Y			FFOS:	30	0	0	0	0	
Fund Cat:	Taking Care Of System	Fed:	0	State:	6,365	Local:	0					
Sec Cat:	Rehab And Reconst	Awd Date:	N/A	Anticipated Fed Cat:	State	Payments:	7,732	1,273	1,273	1,273	1,273	
TIP #:	4772-08	Future Cost:	15,001 - 25,000	Estimate Total:	14,127							
County:	Various	On-call work zone enforcement at various locations in the St. Louis District.				Engineering:	0	0	0	0	0	
Route:	Various					R/W:	0	0	0	0	0	
Job No.:	6P3178					Construction:	0	0	0	0	0	
Length:	0.00	MPO:	Y			FFOS:	0	0	0	0	0	
Fund Cat:	Safety	Fed:	90	State:	10	Local:	0					
Sec Cat:	Urban Safety	Awd Date:	N/A	Anticipated Fed Cat:	Safety	Payments:	0	0	100	0	0	
TIP #:		Future Cost:	0	Estimate Total:	100							

* Subject to the approval of the Transportation Improvement Plan by the governing Metropolitan Planning Organization.



2017-2021 Highway and Bridge Construction Schedule

Construction contingency applied to construction cost in the year the project is awarded.
 Three percent project growth factor compounded annually is applied to right-of-way and construction costs in program years 2, 3, 4, and 5.
 No inflation is applied to the Funding From Other Sources (FFOS) or Payments.
 Engineering includes PE costs, CE costs and R/W incidentals.

						STATE FISCAL YEAR PROJECT BUDGETING					
						Prior Prog.	7/2016-6/2017	7/2017-6/2018	7/2018-6/2019	7/2019-6/2020	7/2020-6/2021
County: Various	On-call work zone enforcement at various locations in the St. Louis District.					Engineering:	0	0	0	0	0
Route: Various						R/W:	0	0	0	0	0
Job No.: 6P3319						Construction:	0	0	0	0	0
Length: 0.00	MPO: Y					FFOS:	0	0	0	0	0
Fund Cat: Safety					Fed: 243	State: 27	Local: 0				
Sec Cat: Urban Safety	Awd Date: N/A	Anticipated Fed Cat: Safety									
TIP #: Future Cost: 0	Estimate Total: 270				Payments:	0	270	0	0	0	0
County: Various	Motorist Assist operations and staff in the St. Louis District. These funds will be transferred to the District Operations budget.					Engineering:	0	0	0	0	0
Route: Various						R/W:	0	0	0	0	0
Job No.: 6Q3000B						Construction:	0	0	0	0	0
Length: 0.00	MPO: Y					FFOS:	0	0	0	0	0
Fund Cat: Flexible & Other					Fed: 1,668	State: 417	Local: 0				
Sec Cat: Systems Operations	Awd Date: N/A	Anticipated Fed Cat: S.T.P.									
TIP #: 5739-17	Future Cost: 0				Estimate Total: 2,085						
Payments:	0	2,085	0	0	0	0	0	0	0	0	
County: Various	ITS maintenance and operations at various locations.					Engineering:	0	0	0	0	0
Route: Various						R/W:	0	0	0	0	0
Job No.: 6Q3000E						Construction:	0	0	0	0	0
Length: 0.00	MPO: Y					FFOS:	0	0	0	0	0
Fund Cat: Flexible & Other					Fed: 857	State: 214	Local: 0				
Sec Cat: Systems Operations	Awd Date: N/A	Anticipated Fed Cat: S.T.P.									
TIP #: Future Cost: 0	Estimate Total: 1,071										
Payments:	0	1,071	0	0	0	0	0	0	0	0	
County: Various	ITS system preservation, repairs and upgrades throughout the St. Louis District.					Engineering:	0	0	0	0	0
Route: Various						R/W:	0	0	0	0	0
Job No.: 6Q3000F						Construction:	0	0	0	0	0
Length: 0.00	MPO: Y					FFOS:	0	0	0	0	0
Fund Cat: Flexible & Other					Fed: 762	State: 191	Local: 0				
Sec Cat: Systems Operations	Awd Date: N/A	Anticipated Fed Cat: S.T.P.									
TIP #: 5736-17	Future Cost: 0				Estimate Total: 953						
Payments:	0	953	0	0	0	0	0	0	0	0	
County: Various	Advanced Traffic Management System (ATMS) maintenance contract for operating system at the Transportation Management Center (TMC).					Engineering:	0	0	0	0	0
Route: Various						R/W:	0	0	0	0	0
Job No.: 6Q3000G						Construction:	0	0	0	0	0
Length: 0.00	MPO: Y					FFOS:	0	0	0	0	0
Fund Cat: Taking Care Of System					Fed: 360	State: 90	Local: 0				
Sec Cat: Systems Operations	Awd Date: N/A	Anticipated Fed Cat: S.T.P.									
TIP #: Future Cost: 0	Estimate Total: 450										
Payments:	0	450	0	0	0	0	0	0	0	0	

* Subject to the approval of the Transportation Improvement Plan by the governing Metropolitan Planning Organization.



2017-2021 Highway and Bridge Construction Schedule

Construction contingency applied to construction cost in the year the project is awarded.
 Three percent project growth factor compounded annually is applied to right-of-way and construction costs in program years 2, 3, 4, and 5.
 No inflation is applied to the Funding From Other Sources (FFOS) or Payments.
 Engineering includes PE costs, CE costs and R/W incidentals.

						STATE FISCAL YEAR PROJECT BUDGETING						
						Prior Prog.	7/2016-6/2017	7/2017-6/2018	7/2018-6/2019	7/2019-6/2020	7/2020-6/2021	
County:	Various	Motorist Assist operations and staff in the St. Louis District. These funds will be transferred to the District Operations budget.				Engineering:	0	0	0	0	0	0
Route:	Various					R/W:	0	0	0	0	0	0
Job No.:	6Q3053B					Construction:	0	0	0	0	0	0
Length:	0.00	MPO:	Y			FFOS:	0	0	0	0	0	0
Fund Cat:	Flexible & Other	Fed:	1,668	State:	417	Local:	0					
Sec Cat:	Systems Operations	Awd Date:	N/A	Anticipated Fed Cat:	S.T.P.	Payments:	0	0	2,085	0	0	0
TIP #:		Future Cost:	0	Estimate Total:	2,085							
County:	Various	ITS maintenance and operations at various locations.				Engineering:	0	0	0	0	0	0
Route:	Various					R/W:	0	0	0	0	0	0
Job No.:	6Q3053E					Construction:	0	0	0	0	0	0
Length:	0.00	MPO:	Y			FFOS:	0	0	0	0	0	0
Fund Cat:	Flexible & Other	Fed:	960	State:	240	Local:	0					
Sec Cat:	Systems Operations	Awd Date:	N/A	Anticipated Fed Cat:	S.T.P.	Payments:	0	0	1,200	0	0	0
TIP #:		Future Cost:	0	Estimate Total:	1,200							
County:	Various	ITS system preservation, repairs and upgrades throughout the St. Louis District.				Engineering:	0	0	0	0	0	0
Route:	Various					R/W:	0	0	0	0	0	0
Job No.:	6Q3053F					Construction:	0	0	0	0	0	0
Length:	0.00	MPO:	Y			FFOS:	0	0	0	0	0	0
Fund Cat:	Flexible & Other	Fed:	612	State:	153	Local:	0					
Sec Cat:	Systems Operations	Awd Date:	N/A	Anticipated Fed Cat:	S.T.P.	Payments:	0	0	765	0	0	0
TIP #:	5948E-18	Future Cost:	0	Estimate Total:	765							
County:	Various	Motorist Assist operations and staff in the St. Louis District. These funds will be transferred to the District Operations budget.				Engineering:	0	0	0	0	0	0
Route:	Various					R/W:	0	0	0	0	0	0
Job No.:	6Q3171B					Construction:	0	0	0	0	0	0
Length:	0.00	MPO:	Y			FFOS:	0	0	0	0	0	0
Fund Cat:	Taking Care Of System	Fed:	1,718	State:	430	Local:	0					
Sec Cat:	Systems Operations	Awd Date:	N/A	Anticipated Fed Cat:	S.T.P.	Payments:	0	0	0	2,148	0	0
TIP #:		Future Cost:	0	Estimate Total:	2,148							
County:	Various	ITS operations, MoDOT Staff, equipment maintenance and Transportation Management Center (TMC) operations at the TMC building.				Engineering:	0	0	0	0	0	0
Route:	Various					R/W:	0	0	0	0	0	0
Job No.:	6Q3171C					Construction:	0	0	0	0	0	0
Length:	0.00	MPO:	Y			FFOS:	0	0	0	0	0	0
Fund Cat:	Taking Care Of System	Fed:	684	State:	171	Local:	0					
Sec Cat:	Systems Operations	Awd Date:	N/A	Anticipated Fed Cat:	S.T.P.	Payments:	0	0	0	855	0	0
TIP #:		Future Cost:	0	Estimate Total:	855							

* Subject to the approval of the Transportation Improvement Plan by the governing Metropolitan Planning Organization.



2017-2021 Highway and Bridge Construction Schedule

Construction contingency applied to construction cost in the year the project is awarded.
 Three percent project growth factor compounded annually is applied to right-of-way and construction costs in program years 2, 3, 4, and 5.
 No inflation is applied to the Funding From Other Sources (FFOS) or Payments.
 Engineering includes PE costs, CE costs and R/W incidentals.

						STATE FISCAL YEAR PROJECT BUDGETING						
						Prior Prog.	7/2016-6/2017	7/2017-6/2018	7/2018-6/2019	7/2019-6/2020	7/2020-6/2021	
County:	Various	ITS operations, contract staffing and professional services at the Transportation Management Center (TMC) building.				Engineering:	0	0	0	0	0	0
Route:	Various					R/W:	0	0	0	0	0	0
Job No.:	6Q3171D					Construction:	0	0	0	0	0	0
Length:	0.00	MPO:	Y			FFOS:	0	0	0	0	0	0
Fund Cat:	Taking Care Of System	Fed:	1,648	State:	412	Local:	0					
Sec Cat:	Systems Operations	Awd Date:	N/A	Anticipated Fed Cat:	S.T.P.	Payments:	0	0	0	2,060	0	0
TIP #:		Future Cost:	0	Estimate Total:	2,060							
County:	Various	ITS maintenance and operations at various locations.				Engineering:	0	0	0	0	0	0
Route:	Various					R/W:	0	0	0	0	0	0
Job No.:	6Q3171E					Construction:	0	0	0	0	0	0
Length:	0.00	MPO:	Y			FFOS:	0	0	0	0	0	0
Fund Cat:	Taking Care Of System	Fed:	857	State:	214	Local:	0					
Sec Cat:	Systems Operations	Awd Date:	N/A	Anticipated Fed Cat:	S.T.P.	Payments:	0	0	0	1,071	0	0
TIP #:		Future Cost:	0	Estimate Total:	1,071							
County:	Various	ITS system preservation, repairs and upgrades throughout the St. Louis District.				Engineering:	0	0	0	0	0	0
Route:	Various					R/W:	0	0	0	0	0	0
Job No.:	6Q3171F					Construction:	0	0	0	0	0	0
Length:	0.00	MPO:	Y			FFOS:	0	0	0	0	0	0
Fund Cat:	Taking Care Of System	Fed:	762	State:	191	Local:	0					
Sec Cat:	Systems Operations	Awd Date:	N/A	Anticipated Fed Cat:	S.T.P.	Payments:	0	0	0	953	0	0
TIP #:		Future Cost:	0	Estimate Total:	953							
County:	Various	Motorist Assist operations and staff in the St. Louis District. These funds will be transferred to the District Operations budget.				Engineering:	0	0	0	0	0	0
Route:	Various					R/W:	0	0	0	0	0	0
Job No.:	6Q3172B					Construction:	0	0	0	0	0	0
Length:	0.00	MPO:	Y			FFOS:	0	0	0	0	0	0
Fund Cat:	Taking Care Of System	Fed:	1,718	State:	430	Local:	0					
Sec Cat:	Systems Operations	Awd Date:	N/A	Anticipated Fed Cat:	S.T.P.	Payments:	0	0	0	0	2,148	0
TIP #:		Future Cost:	0	Estimate Total:	2,148							
County:	Various	ITS operations, MoDOT Staff, equipment maintenance and Transportation Management Center (TMC) operations at TMC building.				Engineering:	0	0	0	0	0	0
Route:	Various					R/W:	0	0	0	0	0	0
Job No.:	6Q3172C					Construction:	0	0	0	0	0	0
Length:	0.00	MPO:	Y			FFOS:	0	0	0	0	0	0
Fund Cat:	Taking Care Of System	Fed:	684	State:	171	Local:	0					
Sec Cat:	Systems Operations	Awd Date:	N/A	Anticipated Fed Cat:	S.T.P.	Payments:	0	0	0	0	855	0
TIP #:		Future Cost:	0	Estimate Total:	855							

* Subject to the approval of the Transportation Improvement Plan by the governing Metropolitan Planning Organization.



2017-2021 Highway and Bridge Construction Schedule

Construction contingency applied to construction cost in the year the project is awarded.
 Three percent project growth factor compounded annually is applied to right-of-way and construction costs in program years 2, 3, 4, and 5.
 No inflation is applied to the Funding From Other Sources (FFOS) or Payments.
 Engineering includes PE costs, CE costs and R/W incidentals.

						STATE FISCAL YEAR PROJECT BUDGETING						
						Prior Prog.	7/2016-6/2017	7/2017-6/2018	7/2018-6/2019	7/2019-6/2020	7/2020-6/2021	
County:	Various	ITS operations, contract staffing and professional services at the Transportation Management Center (TMC) building.				Engineering:	0	0	0	0	0	0
Route:	Various					R/W:	0	0	0	0	0	0
Job No.:	6Q3172D					Construction:	0	0	0	0	0	0
Length:	0.00	MPO:	Y			FFOS:	0	0	0	0	0	0
Fund Cat:	Taking Care Of System	Fed:	1,648	State:	412	Local:	0					
Sec Cat:	Systems Operations	Awd Date:	N/A	Anticipated Fed Cat:	S.T.P.	Payments:	0	0	0	2,060	0	
TIP #:		Future Cost:	0	Estimate Total:	2,060							
County:	Various	ITS maintenance and operations at various locations.				Engineering:	0	0	0	0	0	0
Route:	Various					R/W:	0	0	0	0	0	0
Job No.:	6Q3172E					Construction:	0	0	0	0	0	0
Length:	0.00	MPO:	Y			FFOS:	0	0	0	0	0	0
Fund Cat:	Taking Care Of System	Fed:	857	State:	214	Local:	0					
Sec Cat:	Systems Operations	Awd Date:	N/A	Anticipated Fed Cat:	S.T.P.	Payments:	0	0	0	1,071	0	
TIP #:		Future Cost:	0	Estimate Total:	1,071							
County:	Various	ITS system preservation, repairs and upgrades throughout the St. Louis District.				Engineering:	0	0	0	0	0	0
Route:	Various					R/W:	0	0	0	0	0	0
Job No.:	6Q3172F					Construction:	0	0	0	0	0	0
Length:	0.00	MPO:	Y			FFOS:	0	0	0	0	0	0
Fund Cat:	Taking Care Of System	Fed:	762	State:	191	Local:	0					
Sec Cat:	Systems Operations	Awd Date:	N/A	Anticipated Fed Cat:	S.T.P.	Payments:	0	0	0	953	0	
TIP #:		Future Cost:	0	Estimate Total:	953							
County:	Various	Motorist Assist operations and staff in the St. Louis District. These funds will be transferred to the District Operations Budget.				Engineering:	0	0	0	0	0	0
Route:	Various					R/W:	0	0	0	0	0	0
Job No.:	6Q3173B					Construction:	0	0	0	0	0	0
Length:	0.00	MPO:	Y			FFOS:	0	0	0	0	0	0
Fund Cat:	Taking Care Of System	Fed:	1,718	State:	430	Local:	0					
Sec Cat:	Systems Operations	Awd Date:	N/A	Anticipated Fed Cat:	S.T.P.	Payments:	0	0	0	0	2,148	
TIP #:		Future Cost:	0	Estimate Total:	2,148							
County:	Various	ITS operations, MoDOT Staff, equipment maintenance and Transportation Management Center (TMC) operations at TMC building.				Engineering:	0	0	0	0	0	0
Route:	Various					R/W:	0	0	0	0	0	0
Job No.:	6Q3173C					Construction:	0	0	0	0	0	0
Length:	0.00	MPO:	Y			FFOS:	0	0	0	0	0	0
Fund Cat:	Taking Care Of System	Fed:	684	State:	171	Local:	0					
Sec Cat:	Systems Operations	Awd Date:	N/A	Anticipated Fed Cat:	S.T.P.	Payments:	0	0	0	0	855	
TIP #:		Future Cost:	0	Estimate Total:	855							

* Subject to the approval of the Transportation Improvement Plan by the governing Metropolitan Planning Organization.



2017-2021 Highway and Bridge Construction Schedule

Construction contingency applied to construction cost in the year the project is awarded.
 Three percent project growth factor compounded annually is applied to right-of-way and construction costs in program years 2, 3, 4, and 5.
 No inflation is applied to the Funding From Other Sources (FFOS) or Payments.
 Engineering includes PE costs, CE costs and R/W incidentals.

						STATE FISCAL YEAR PROJECT BUDGETING						
						Prior Prog.	7/2016-6/2017	7/2017-6/2018	7/2018-6/2019	7/2019-6/2020	7/2020-6/2021	
County:	Various	ITS operations, contract staffing and professional services at the Transportation Management Center (TMC) building.				Engineering:	0	0	0	0	0	0
Route:	Various					R/W:	0	0	0	0	0	0
Job No.:	6Q3173D					Construction:	0	0	0	0	0	0
Length:	0.00	MPO:	Y			FFOS:	0	0	0	0	0	0
Fund Cat:	Taking Care Of System	Fed:	1,648	State:	412	Local:	0					
Sec Cat:	Systems Operations	Awd Date:	N/A	Anticipated Fed Cat:	S.T.P.	Payments:	0	0	0	0	2,060	
TIP #:		Future Cost:	0	Estimate Total:	2,060							
County:	Various	ITS maintenance and operations at various locations.				Engineering:	0	0	0	0	0	0
Route:	Various					R/W:	0	0	0	0	0	0
Job No.:	6Q3173E					Construction:	0	0	0	0	0	0
Length:	0.00	MPO:	Y			FFOS:	0	0	0	0	0	0
Fund Cat:	Taking Care Of System	Fed:	857	State:	214	Local:	0					
Sec Cat:	Systems Operations	Awd Date:	N/A	Anticipated Fed Cat:	S.T.P.	Payments:	0	0	0	0	1,071	
TIP #:		Future Cost:	0	Estimate Total:	1,071							
County:	Various	ITS system preservation, repairs and upgrades throughout the St. Louis District.				Engineering:	0	0	0	0	0	0
Route:	Various					R/W:	0	0	0	0	0	0
Job No.:	6Q3173F					Construction:	0	0	0	0	0	0
Length:	0.00	MPO:	Y			FFOS:	0	0	0	0	0	0
Fund Cat:	Taking Care Of System	Fed:	762	State:	191	Local:	0					
Sec Cat:	Systems Operations	Awd Date:	N/A	Anticipated Fed Cat:	S.T.P.	Payments:	0	0	0	0	953	
TIP #:		Future Cost:	0	Estimate Total:	953							
County:	Various	Detection replacement at various routes in the St. Louis District.				Engineering:	0	19	0	0	0	0
Route:	Various					R/W:	0	0	0	0	0	0
Job No.:	6Q3193					Construction:	0	0	0	0	0	0
Length:	0.00	MPO:	Y			FFOS:	0	0	0	0	0	0
Fund Cat:	Taking Care Of System	Fed:	215	State:	54	Local:	0					
Sec Cat:	Systems Operations	Awd Date:	N/A	Anticipated Fed Cat:	S.T.P.	Payments:	0	250	0	0	0	0
TIP #:		Future Cost:	0	Estimate Total:	269							

* Subject to the approval of the Transportation Improvement Plan by the governing Metropolitan Planning Organization.



2017-2021 Highway and Bridge Construction Schedule

Construction contingency applied to construction cost in the year the project is awarded.
 Three percent project growth factor compounded annually is applied to right-of-way and construction costs in program years 2, 3, 4, and 5.
 No inflation is applied to the Funding From Other Sources (FFOS) or Payments.
 Engineering includes PE costs, CE costs and R/W incidentals.

STATE FISCAL YEAR PROJECT BUDGETING						
	Prior Prog.	7/2016-6/2017	7/2017-6/2018	7/2018-6/2019	7/2019-6/2020	7/2020-6/2021
FFOS:	30	0	0	0	0	0
Total R/W:	30	0	0	0	0	0
Total Construction:	0	0	0	0	0	0
Paybacks:	143,732	36,307	30,153	30,260	30,260	30,260
Sub-Total:	143,762	36,307	30,153	30,260	30,260	30,260
Total Engineering:	0	44	0	0	0	0
Grand Total:	143,762	36,351	30,153	30,260	30,260	30,260
		2017	2018	2019	2020	2021
State	25,782	24,559	24,591	24,591	24,591	24,591
AC-State	0	0	0	0	0	0
Local	0	0	0	0	0	0
Sub-total State	25,782	24,559	24,591	24,591	24,591	24,591
Federal						
Sub-total Federal	10,569	5,594	5,669	5,669	5,669	5,669
Grand Total	36,351	30,153	30,260	30,260	30,260	30,260

Project Count: 34

* Subject to the approval of the Transportation Improvement Plan by the governing Metropolitan Planning Organization.



2017-2021 Highway and Bridge Construction Schedule

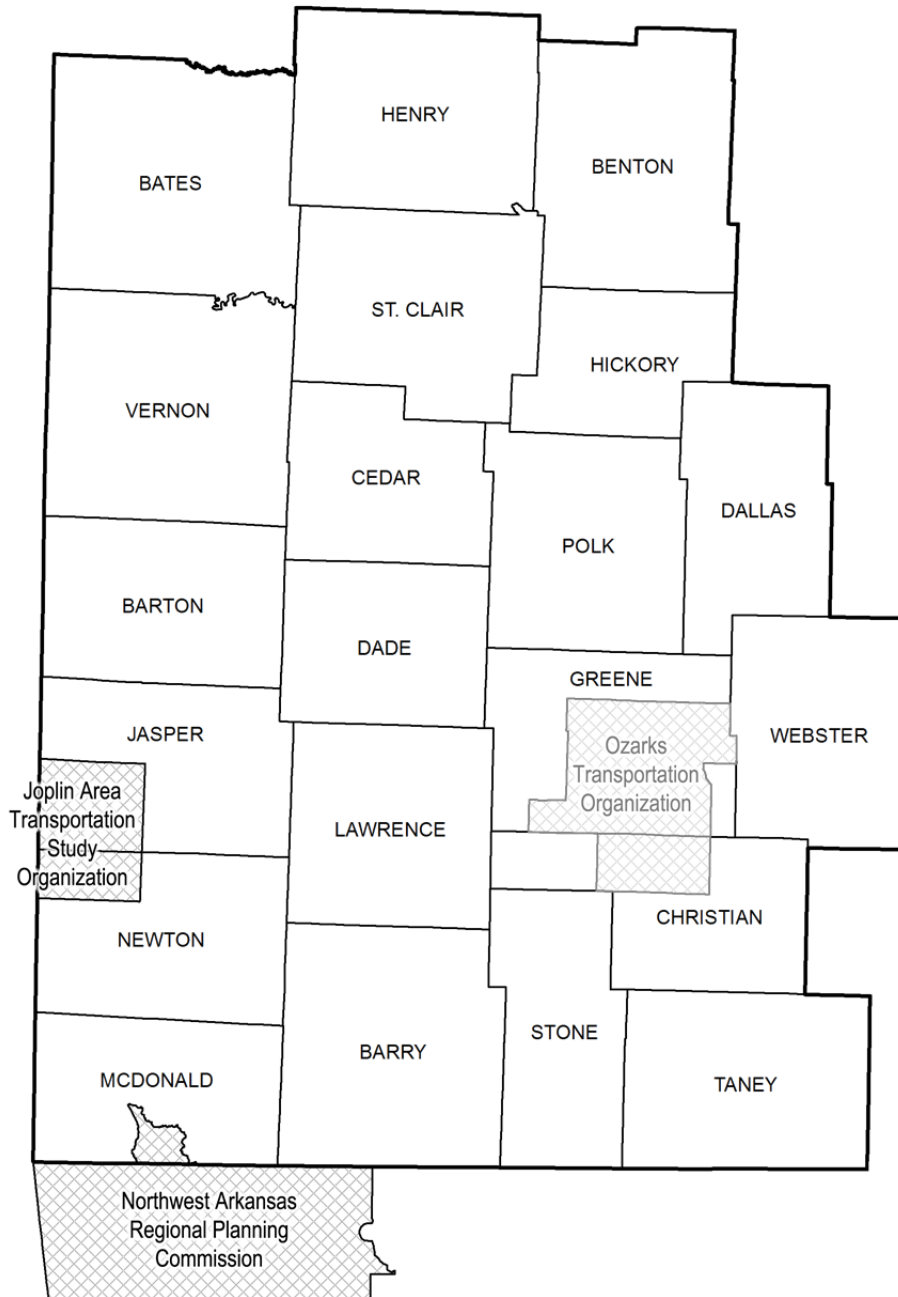
Construction contingency applied to construction cost in the year the project is awarded.
 Three percent project growth factor compounded annually is applied to right-of-way and construction costs in program years 2, 3, 4, and 5.
 No inflation is applied to the Funding From Other Sources (FFOS) or Payments.
 Engineering includes PE costs, CE costs and R/W incidentals.

St. Louis TMA Total

STATE FISCAL YEAR PROJECT BUDGETING						
	Prior Prog.	7/2016-6/2017	7/2017-6/2018	7/2018-6/2019	7/2019-6/2020	7/2020-6/2021
FFOS:	2,668	41,696	21,491	7,497	7,558	7,558
Total R/W:	1,918	4,066	1,079	0	0	0
Total Construction:	0	216,812	223,660	148,445	20,704	24,385
Paybacks:	143,732	36,307	30,153	30,260	30,260	30,260
Sub-Total:	145,650	257,185	254,892	178,705	50,964	54,645
Total Engineering:	10,574	25,905	24,036	5,300	829	978
Grand Total:	156,224	283,090	278,928	184,005	51,793	55,623
		2017	2018	2019	2020	2021
State	49,128	54,000	46,013	27,140	27,403	
AC-State	46,645	6,512	0	0	0	
Local	25,626	6,420	0	0	0	
Sub-total State	121,399	66,932	46,013	27,140	27,403	
Federal						
Sub-total Federal	161,691	211,996	137,992	24,653	28,220	
Grand Total	283,090	278,928	184,005	51,793	55,623	

Project Count: 145

* Subject to the approval of the Transportation Improvement Plan by the governing Metropolitan Planning Organization.



MoDOT's Southwest District

(Note: The following MoDOT projects are located outside the Springfield Metropolitan Planning area boundary.)



2017-2021 Highway and Bridge Construction Schedule

Construction contingency applied to construction cost in the year the project is awarded.

Three percent project growth factor compounded annually is applied to right-of-way and construction costs in program years 2, 3, 4, and 5.

No inflation is applied to the Funding From Other Sources (FFOS) or Payments.

Engineering includes PE costs, CE costs and R/W incidentals.

						STATE FISCAL YEAR PROJECT BUDGETING						
						Prior Prog.	7/2016-6/2017	7/2017-6/2018	7/2018-6/2019	7/2019-6/2020	7/2020-6/2021	
County:	Barry	Pavement improvements from south of Rte. 60 to the Arkansas State line.				Engineering:	0	2	53	304	0	0
Route:	MO 37					R/W:	0	0	0	0	0	
Job No.:	7P3120					Construction:	0	0	0	6,080	0	
Length:	32.51	MPO:	N			FFOS:	0	0	0	0	0	
Fund Cat:	Taking Care Of System	Fed:	5,152	State:	1,287	Local:	0					
Sec Cat:	Thin Lift Overlay	Awd Date:	2019	Anticipated Fed Cat:	NHPP							
TIP #:		Future Cost:	0	Estimate Total:	6,439							
County:	Barry	Bridge improvements on the westbound lanes over Arkansas and Missouri Railway 0.3 mile east of Rte. 37 in Monett. Project involves bridge L0214.				Engineering:	5	2	115	266	0	0
Route:	US 60					R/W:	0	0	0	2	0	
Job No.:	7P2173					Construction:	0	0	0	1,505	0	
Length:	0.20	MPO:	N			FFOS:	0	0	0	0	0	
Fund Cat:	Taking Care Of System	Fed:	1,513	State:	377	Local:	0					
Sec Cat:	Rehab And Reconst	Awd Date:	2019	Anticipated Fed Cat:	NHPP							
TIP #:		Future Cost:	0	Estimate Total:	1,895							
County:	Barry	Pavement and safety improvements from County Road 2182 to north of Fourth Street in Cassville and from Rte. 112 to Flat Creek Road.				Engineering:	0	178	0	0	0	
Route:	MO 76					R/W:	0	0	0	0	0	
Job No.:	7S2227B					Construction:	0	2,557	0	0	0	
Length:	21.30	MPO:	N			FFOS:	0	0	0	0	0	
Fund Cat:	Taking Care Of System	AC-State:	2,189	State:	546	Local:	0					
Sec Cat:	Low Type Resurfacing	Awd Date:	Fall 16	Anticipated Fed Cat:	S.T.P.							
TIP #:		Future Cost:	0	Estimate Total:	2,735							
County:	Barry	Pavement and safety improvements on Rte. TT from Rte. 39 to Rte. D in Stone County and on Rte. Z from Rte. 60 to Rte. 39.				Engineering:	0	16	94	0	0	
Route:	RT TT					R/W:	0	0	0	0	0	
Job No.:	7S3123					Construction:	0	0	1,797	0	0	
Length:	15.41	MPO:	N			FFOS:	0	0	0	0	0	
Fund Cat:	Taking Care Of System	AC-State:	1,527	State:	380	Local:	0					
Sec Cat:	Thin Lift Overlay	Awd Date:	Fall 17	Anticipated Fed Cat:	S.T.P.							
TIP #:		Future Cost:	0	Estimate Total:	1,907							
County:	Barry	Bridge improvements over Little Flat Creek. Project involves bridge N0488.				Engineering:	0	94	214	0	0	
Route:	RT VV					R/W:	0	0	2	0	0	
Job No.:	7S3149					Construction:	0	0	1,007	0	0	
Length:	0.02	MPO:	N			FFOS:	0	0	0	0	0	
Fund Cat:	Taking Care Of System	Fed:	1,055	State:	262	Local:	0					
Sec Cat:	Rehab And Reconst	Awd Date:	2018	Anticipated Fed Cat:	NHPP							
TIP #:		Future Cost:	0	Estimate Total:	1,317							

* Subject to the approval of the Transportation Improvement Plan by the governing Metropolitan Planning Organization.



2017-2021 Highway and Bridge Construction Schedule

Construction contingency applied to construction cost in the year the project is awarded.
 Three percent project growth factor compounded annually is applied to right-of-way and construction costs in program years 2, 3, 4, and 5.
 No inflation is applied to the Funding From Other Sources (FFOS) or Payments.
 Engineering includes PE costs, CE costs and R/W incidentals.

						STATE FISCAL YEAR PROJECT BUDGETING						
						Prior Prog.	7/2016-6/2017	7/2017-6/2018	7/2018-6/2019	7/2019-6/2020	7/2020-6/2021	
County:	Barry	ADA Transition Plan improvements on Hurlbut Street from Rte. 86 (Gilman Avenue) to Hill Street in Wheaton. \$16,000 Statewide Transportation Alternatives funds.				Engineering:	0	5	0	0	0	0
Route:	RT W					R/W:	0	2	0	0	0	0
Job No.:	7S3178					Construction:	0	20	0	0	0	0
Length:	0.58	MPO:	N			FFOS:	0	16	0	0	0	0
Fund Cat:	Taking Care Of System	Fed:	23	State:	4	Local:	0					
Sec Cat:	N- Ada Trans	Awd Date:	Winter 17		Anticipated Fed Cat:	S.T.P.						
TIP #:		Future Cost:	0			Estimate Total:	27					
County:	Barry	Pavement and safety improvements from Rte. 86 to Rte. 37.				Engineering:	0	79	0	0	0	0
Route:	RT W					R/W:	0	0	0	0	0	0
Job No.:	7S3185					Construction:	0	1,137	0	0	0	0
Length:	8.82	MPO:	N			FFOS:	0	0	0	0	0	0
Fund Cat:	Taking Care Of System	AC-State:	973	State:	243	Local:	0					
Sec Cat:	Thin Lift Overlay	Awd Date:	Fall 16		Anticipated Fed Cat:	S.T.P.						
TIP #:		Future Cost:	0			Estimate Total:	1,216					
County:	Barton	Bridge improvements over BNSF Railway. Project involves bridge K0556.				Engineering:	0	254	329	0	0	0
Route:	US 160					R/W:	0	2	0	0	0	0
Job No.:	7P2228D					Construction:	0	0	3,025	0	0	0
Length:	0.09	MPO:	N			FFOS:	0	0	0	0	0	0
Fund Cat:	Taking Care Of System	Fed:	2,890	State:	720	Local:	0					
Sec Cat:	Rehab And Reconst	Awd Date:	2018		Anticipated Fed Cat:	NHPP						
TIP #:		Future Cost:	0			Estimate Total:	3,610					
County:	Barton	Pavement improvements from Rte. 160 to I-44.				Engineering:	2	2	74	948	0	0
Route:	IS 49					R/W:	0	0	0	0	0	0
Job No.:	7I3083					Construction:	0	0	0	14,626	0	0
Length:	30.73	MPO:	N			FFOS:	0	0	0	0	0	0
Fund Cat:	Taking Care Of System	Fed:	14,085	State:	1,565	Local:	0					
Sec Cat:	Rehab And Reconst	Awd Date:	2019		Anticipated Fed Cat:	NHPP						
TIP #:		Future Cost:	0			Estimate Total:	15,652					
County:	Bates	Job Order Contracting for pavement repair from the Cass County line to Rte. 54 in Vernon County.				Engineering:	0	3	0	0	0	0
Route:	IS 49					R/W:	0	0	0	0	0	0
Job No.:	0I3003W					Construction:	0	40	0	0	0	0
Length:	44.82	MPO:	N			FFOS:	0	0	0	0	0	0
Fund Cat:	Statewide Interstate And Major Bridge	Fed:	39	State:	4	Local:	0					
Sec Cat:	Preventive Maint	Awd Date:	Winter 17		Anticipated Fed Cat:	NHPP						
TIP #:		Future Cost:	0			Estimate Total:	43					

* Subject to the approval of the Transportation Improvement Plan by the governing Metropolitan Planning Organization.



2017-2021 Highway and Bridge Construction Schedule

Construction contingency applied to construction cost in the year the project is awarded.
 Three percent project growth factor compounded annually is applied to right-of-way and construction costs in program years 2, 3, 4, and 5.
 No inflation is applied to the Funding From Other Sources (FFOS) or Payments.
 Engineering includes PE costs, CE costs and R/W incidentals.

						STATE FISCAL YEAR PROJECT BUDGETING						
						Prior Prog.	7/2016-6/2017	7/2017-6/2018	7/2018-6/2019	7/2019-6/2020	7/2020-6/2021	
County:	Bates	Bridge improvements on the southbound lanes over the Bates County Drainage Ditch.				Engineering:	2	2	108	218	0	0
Route:	IS 49	Project involves bridge A1143.				R/W:	0	0	0	0	0	0
Job No.:	713050					Construction:	0	0	0	1,952	0	0
Length:	0.15	MPO: N				FFOS:	0	0	0	0	0	0
Fund Cat:	Taking Care Of System	Fed: 2,052 State: 228 Local: 0				Payments:	0	0	0	0	0	0
Sec Cat:	Rehab And Reconst	Awd Date: 2019	Anticipated Fed Cat: NHPP									
TIP #:		Future Cost: 0	Estimate Total: 2,282									
County:	Bates	Bridge improvements over Mormon Fork. Project involves bridge N0789.				Engineering:	0	2	81	0	0	0
Route:	RT AA					R/W:	0	0	0	0	0	0
Job No.:	7S3155					Construction:	0	0	481	0	0	0
Length:	0.03	MPO: N				FFOS:	0	0	0	0	0	0
Fund Cat:	Taking Care Of System	Fed: 452 State: 112 Local: 0				Payments:	0	0	0	0	0	0
Sec Cat:		Awd Date: Fall 17	Anticipated Fed Cat: NHPP									
TIP #:		Future Cost: 0	Estimate Total: 564									
County:	Bates	Bridge improvements over Spring Branch. Project involves bridge T0278.				Engineering:	134	377	0	0	0	0
Route:	RT B					R/W:	0	0	0	0	0	0
Job No.:	7P2228L					Construction:	0	821	0	0	0	0
Length:	0.07	MPO: N				FFOS:	0	0	0	0	0	0
Fund Cat:	Taking Care Of System	AC-State: 959 State: 239 Local: 0				Payments:	0	0	0	0	0	0
Sec Cat:	Rehab And Reconst	Awd Date: Fall 16	Anticipated Fed Cat: S.T.P.									
TIP #:		Future Cost: 0	Estimate Total: 1,332									
County:	Bates	Bridge improvements over Shaw Branch 1.3 miles east of Rte. O. Project involves bridge T0033.				Engineering:	1	44	60	0	0	0
Route:	RT B					R/W:	0	2	0	0	0	0
Job No.:	7S0503					Construction:	0	0	507	0	0	0
Length:	0.01	MPO: N				FFOS:	0	0	0	0	0	0
Fund Cat:	Taking Care Of System	Fed: 491 State: 122 Local: 0				Payments:	0	0	0	0	0	0
Sec Cat:	Rehab And Reconst	Awd Date: 2018	Anticipated Fed Cat: NHPP									
TIP #:		Future Cost: 0	Estimate Total: 614									
County:	Bates	Bridge improvements over Marais des Cygnes River. Project involves bridge R0115.				Engineering:	0	2	415	0	0	0
Route:	RT V					R/W:	0	0	21	0	0	0
Job No.:	7S3145					Construction:	0	0	2,033	0	0	0
Length:	0.07	MPO: N				FFOS:	0	0	0	0	0	0
Fund Cat:	Taking Care Of System	Fed: 1,977 State: 494 Local: 0				Payments:	0	0	0	0	0	0
Sec Cat:	Rehab And Reconst	Awd Date: 2018	Anticipated Fed Cat: NHPP									
TIP #:		Future Cost: 0	Estimate Total: 2,471									

* Subject to the approval of the Transportation Improvement Plan by the governing Metropolitan Planning Organization.



2017-2021 Highway and Bridge Construction Schedule

Construction contingency applied to construction cost in the year the project is awarded.
 Three percent project growth factor compounded annually is applied to right-of-way and construction costs in program years 2, 3, 4, and 5.
 No inflation is applied to the Funding From Other Sources (FFOS) or Payments.
 Engineering includes PE costs, CE costs and R/W incidentals.

						STATE FISCAL YEAR PROJECT BUDGETING						
						Prior Prog.	7/2016-6/2017	7/2017-6/2018	7/2018-6/2019	7/2019-6/2020	7/2020-6/2021	
County:	Benton	Bridge improvements over the Osage River 1.4 miles west of Rte. 65 north junction.				Engineering:	89	230	0	0	0	0
Route:	MO 7	Project involves bridge A3017.				R/W:	0	0	0	0	0	0
Job No.:	5P0933					Construction:	0	1,177	0	0	0	0
Length:	0.22	MPO:	N			FFOS:	0	0	0	0	0	0
Fund Cat:	Taking Care Of System	Fed:	1,126	State:	281	Local:	0					
Sec Cat:	Rehab And Reconst	Awd Date:	Spring 17	Anticipated Fed Cat:	NHPP							
TIP #:		Future Cost:	0	Estimate Total:	1,496							
County:	Benton	Pavement and safety improvements on Rte. 83 from Rte. 65 to Rte. 54 and on Rte. MM from Rte. 65 to end of route. \$1,247,000 Open Container funds.				Engineering:	0	2	32	205	0	0
Route:	MO 83					R/W:	0	0	0	0	0	0
Job No.:	7P3130					Construction:	0	0	0	4,183	0	0
Length:	0.00	MPO:	N			FFOS:	0	0	0	1,247	0	0
Fund Cat:	Taking Care Of System	Fed:	3,538	State:	884	Local:	0					
Sec Cat:	Thin Lift Overlay	Awd Date:	2019	Anticipated Fed Cat:	S.T.P.							
TIP #:		Future Cost:	0	Estimate Total:	4,422							
County:	Benton	Bridge improvements over Indian Creek. Project involves bridge Y0401.				Engineering:	0	2	54	43	0	0
Route:	RT B					R/W:	0	0	2	0	0	0
Job No.:	7S3150					Construction:	0	0	0	652	0	0
Length:	0.01	MPO:	N			FFOS:	0	0	0	0	0	0
Fund Cat:	Taking Care Of System	Fed:	604	State:	149	Local:	0					
Sec Cat:	Rehab And Reconst	Awd Date:	2019	Anticipated Fed Cat:	NHPP							
TIP #:		Future Cost:	0	Estimate Total:	753							
County:	Cedar	Safety improvements at Rte. CC.				Engineering:	2	8	0	0	0	0
Route:	MO 32					R/W:	0	0	0	0	0	0
Job No.:	7P3097					Construction:	0	57	0	0	0	0
Length:	0.13	MPO:	N			FFOS:	0	0	0	0	0	0
Fund Cat:	Safety	Fed:	58	State:	7	Local:	0					
Sec Cat:	Safety	Awd Date:	Fall 16	Anticipated Fed Cat:	Safety							
TIP #:		Future Cost:	0	Estimate Total:	67							
County:	Cedar	Bridge improvements over Alder Creek. Project involves bridge N0349.				Engineering:	0	60	80	0	0	0
Route:	RT U					R/W:	0	2	0	0	0	0
Job No.:	7S3153					Construction:	0	0	687	0	0	0
Length:	0.07	MPO:	N			FFOS:	0	0	0	0	0	0
Fund Cat:	Taking Care Of System	Fed:	664	State:	165	Local:	0					
Sec Cat:	Rehab And Reconst	Awd Date:	2018	Anticipated Fed Cat:	NHPP							
TIP #:		Future Cost:	0	Estimate Total:	829							

* Subject to the approval of the Transportation Improvement Plan by the governing Metropolitan Planning Organization.



2017-2021 Highway and Bridge Construction Schedule

Construction contingency applied to construction cost in the year the project is awarded.
 Three percent project growth factor compounded annually is applied to right-of-way and construction costs in program years 2, 3, 4, and 5.
 No inflation is applied to the Funding From Other Sources (FFOS) or Payments.
 Engineering includes PE costs, CE costs and R/W incidentals.

						STATE FISCAL YEAR PROJECT BUDGETING						
						Prior Prog.	7/2016-6/2017	7/2017-6/2018	7/2018-6/2019	7/2019-6/2020	7/2020-6/2021	
County: Christian	Bridge improvements over Swan Creek south of Garrison. Project involves bridge A0739.					Engineering:	20	133	299	0	0	0
Route: MO 125						R/W:	0	0	0	0	0	0
Job No.: 8S0816						Construction:	0	0	1,421	0	0	0
Length: 0.09	MPO: N					FFOS:	0	0	0	0	0	0
Fund Cat: Taking Care Of System	Fed: 1,483		State: 370	Local: 0		Payments:	0	0	0	0	0	
Sec Cat: Rehab And Reconst	Awd Date: Fall 17	Anticipated Fed Cat: NHPP										
TIP #:	Future Cost: 0	Estimate Total: 1,873										
County: Christian	ADA Transition Plan improvements from east of Vanilla Bean Road to east of Rte. PP in Sparta. \$84,000 Statewide Transportation Alternatives funds.					Engineering:	5	46	0	0	0	0
Route: MO 14						R/W:	0	1	0	0	0	0
Job No.: 7P2193G						Construction:	0	104	0	0	0	0
Length: 0.59	MPO: N					FFOS:	0	84	0	0	0	0
Fund Cat: Taking Care Of System	Fed: 121		State: 30	Local: 0		Payments:	0	0	0	0	0	
Sec Cat: N- Ada Trans	Awd Date: Winter 17	Anticipated Fed Cat: S.T.P.										
TIP #:	Future Cost: 0	Estimate Total: 156										
County: Christian	Pavement and safety improvements from Rte. OO to Rte. 125 south junction.					Engineering:	2	70	0	0	0	0
Route: MO 14						R/W:	0	0	0	0	0	0
Job No.: 7P3089						Construction:	0	491	0	0	0	0
Length: 2.72	MPO: N					FFOS:	0	0	0	0	0	0
Fund Cat: Taking Care Of System	Fed: 449		State: 112	Local: 0		Payments:	0	0	0	0	0	
Sec Cat: Thin Lift Overlay	Awd Date: Fall 16	Anticipated Fed Cat: S.T.P.										
TIP #:	Future Cost: 0	Estimate Total: 563										
County: Christian	Pavement improvements from 0.4 mile north of Finley Creek to Reeds Spring Junction and on Rte. 13 from Reeds Spring Junction to Table Rock Lake.					Engineering:	0	2	83	458	0	0
Route: US 160						R/W:	0	0	0	0	0	0
Job No.: 7S3133						Construction:	0	0	0	9,185	0	0
Length: 29.38	MPO: N					FFOS:	0	0	0	0	0	0
Fund Cat: Taking Care Of System	Fed: 7,783		State: 1,945	Local: 0		Payments:	0	0	0	0	0	
Sec Cat: Thin Lift Overlay	Awd Date: 2019	Anticipated Fed Cat: NHPP										
TIP #:	Future Cost: 0	Estimate Total: 9,728										
County: Christian	Pavement and safety improvements from Rte. 14 to Rte. A in Stone County.					Engineering:	0	6	49	0	0	0
Route: RT K						R/W:	0	0	0	0	0	0
Job No.: 7S3122						Construction:	0	0	935	0	0	0
Length: 0.00	MPO: N					FFOS:	0	0	0	0	0	0
Fund Cat: Taking Care Of System	AC-State: 793		State: 197	Local: 0		Payments:	0	0	0	0	0	
Sec Cat: Thin Lift Overlay	Awd Date: Fall 17	Anticipated Fed Cat: S.T.P.										
TIP #:	Future Cost: 0	Estimate Total: 990										

* Subject to the approval of the Transportation Improvement Plan by the governing Metropolitan Planning Organization.



2017-2021 Highway and Bridge Construction Schedule

Construction contingency applied to construction cost in the year the project is awarded.
 Three percent project growth factor compounded annually is applied to right-of-way and construction costs in program years 2, 3, 4, and 5.
 No inflation is applied to the Funding From Other Sources (FFOS) or Payments.
 Engineering includes PE costs, CE costs and R/W incidentals.

						STATE FISCAL YEAR PROJECT BUDGETING						
						Prior Prog.	7/2016-6/2017	7/2017-6/2018	7/2018-6/2019	7/2019-6/2020	7/2020-6/2021	
County:	Christian	Pavement improvements from Rte. 125 to Rte. UU. \$559,000 Federal Lands Access Program funds.				Engineering:	26	3	56	0	0	0
Route:	RT T					R/W:	0	0	0	0	0	0
Job No.:	8S2237					Construction:	0	0	666	0	0	0
Length:	10.13	MPO:	N			FFOS:	0	0	518	0	0	0
Fund Cat:	Taking Care Of System	Fed:	675	State:	50	Local:	0					
Sec Cat:	Thin Lift Overlay	Awd Date:	2018	Anticipated Fed Cat:	Earmark		Payments:	0	0	0	0	0
TIP #:		Future Cost:	0	Estimate Total:	751							
County:	Dade	Bridge improvements over Stockton Lake. Project involves bridge A2931.				Engineering:	0	76	93	0	0	0
Route:	US 160					R/W:	0	0	0	0	0	0
Job No.:	7P2228C					Construction:	0	0	1,166	0	0	0
Length:	0.10	MPO:	N			FFOS:	0	0	0	0	0	0
Fund Cat:	Taking Care Of System	Fed:	1,069	State:	266	Local:	0					
Sec Cat:	Rehab And Reconst	Awd Date:	2018	Anticipated Fed Cat:	NHPP		Payments:	0	0	0	0	0
TIP #:		Future Cost:	0	Estimate Total:	1,335							
County:	Dade	Bridge improvements over Kitts Coon Creek. Project involves bridge R0124.				Engineering:	0	24	52	0	0	0
Route:	RT NN					R/W:	0	0	0	0	0	0
Job No.:	7S3154					Construction:	0	0	441	0	0	0
Length:	0.04	MPO:	N			FFOS:	0	0	0	0	0	0
Fund Cat:	Taking Care Of System	Fed:	414	State:	103	Local:	0					
Sec Cat:	Rehab And Reconst	Awd Date:	Fall 17	Anticipated Fed Cat:	NHPP		Payments:	0	0	0	0	0
TIP #:		Future Cost:	0	Estimate Total:	517							
County:	Dallas	Pavement and safety improvements from Rte. 65 to 0.6 mile west of Rte. H.				Engineering:	2	42	0	0	0	0
Route:	MO 32					R/W:	0	0	0	0	0	0
Job No.:	7P3091					Construction:	0	467	0	0	0	0
Length:	2.85	MPO:	N			FFOS:	0	0	0	0	0	0
Fund Cat:	Taking Care Of System	Fed:	408	State:	101	Local:	0					
Sec Cat:	Thin Lift Overlay	Awd Date:	Summer 16	Anticipated Fed Cat:	S.T.P.		Payments:	0	0	0	0	0
TIP #:		Future Cost:	0	Estimate Total:	511							
County:	Greene	ADA Transition Plan improvements from 0.1 mile north of Jean Street to Monroe Street in Walnut Grove. \$227,000 Statewide Transportation Alternatives funds.				Engineering:	0	63	63	0	0	0
Route:	MO 123					R/W:	0	20	0	0	0	0
Job No.:	7S3134					Construction:	0	0	293	0	0	0
Length:	0.49	MPO:	N			FFOS:	0	0	227	0	0	0
Fund Cat:	Taking Care Of System	Fed:	352	State:	87	Local:	0					
Sec Cat:	N- Ada Trans	Awd Date:	2018	Anticipated Fed Cat:	S.T.P.		Payments:	0	0	0	0	0
TIP #:		Future Cost:	0	Estimate Total:	439							

* Subject to the approval of the Transportation Improvement Plan by the governing Metropolitan Planning Organization.



2017-2021 Highway and Bridge Construction Schedule

Construction contingency applied to construction cost in the year the project is awarded.
 Three percent project growth factor compounded annually is applied to right-of-way and construction costs in program years 2, 3, 4, and 5.
 No inflation is applied to the Funding From Other Sources (FFOS) or Payments.
 Engineering includes PE costs, CE costs and R/W incidentals.

						STATE FISCAL YEAR PROJECT BUDGETING						
						Prior Prog.	7/2016-6/2017	7/2017-6/2018	7/2018-6/2019	7/2019-6/2020	7/2020-6/2021	
County: Greene	Pavement improvements from Pomme de Terre River to Rte. KK.					Engineering:	3	1	1	188	0	0
Route: US 65						R/W:	0	0	0	0	0	
Job No.: 7P2212D						Construction:	0	0	0	2,683	0	
Length: 5.19	MPO: N					FFOS:	0	0	0	0	0	
Fund Cat: Taking Care Of System	AC-State: 2,298		State: 575	Local: 0		Payments:	0	0	0	0	0	
Sec Cat: Thin Lift Overlay	Awd Date: 2019	Anticipated Fed Cat: NHPP										
TIP #:	Future Cost: 0	Estimate Total: 2,876										
County: Greene	ADA Transition Plan improvements from Rte. 160 to Murray Street in Ash Grove.					Engineering:	0	2	94	95	0	
Route: RT F	\$345,000 Statewide Transportation Alternatives funds.					R/W:	0	0	2	0	0	
Job No.: 7S3137						Construction:	0	0	0	455	0	
Length: 0.53	MPO: N					FFOS:	0	0	0	345	0	
Fund Cat: Taking Care Of System	Fed: 519		State: 129	Local: 0		Payments:	0	0	0	0	0	
Sec Cat: N- Ada Trans	Awd Date: 2019	Anticipated Fed Cat: S.T.P.										
TIP #:	Future Cost: 0	Estimate Total: 648										
County: Greene	Bridge improvements over Pickerel River. Project involves bridge N0128.					Engineering:	0	2	71	100	0	
Route: RT TT						R/W:	0	0	0	2	0	
Job No.: 7S3168						Construction:	0	0	0	876	0	
Length: 0.02	MPO: N					FFOS:	0	0	0	0	0	
Fund Cat: Taking Care Of System	Fed: 843		State: 208	Local: 0		Payments:	0	0	0	0	0	
Sec Cat: Rehab And Reconst	Awd Date: 2019	Anticipated Fed Cat: NHPP										
TIP #:	Future Cost: 0	Estimate Total: 1,051										
County: Greene	Pavement and safety improvements on Rte. Z from the beginning of route to Farm Road					Engineering:	0	2	12	90	0	
Route: RT Z	60 and on Rte. F from Rte. 160 to Rte. 266.					R/W:	0	0	0	0	0	
Job No.: 7S3141						Construction:	0	0	0	1,817	0	
Length: 15.40	MPO: N					FFOS:	0	0	0	0	0	
Fund Cat: Taking Care Of System	Fed: 1,538		State: 383	Local: 0		Payments:	0	0	0	0	0	
Sec Cat: Thin Lift Overlay	Awd Date: 2019	Anticipated Fed Cat: S.T.P.										
TIP #:	Future Cost: 0	Estimate Total: 1,921										
County: Henry	ADA Transition Plan improvements on disconnected sections from Montgomery Street to					Engineering:	12	183	0	0	0	
Route: MO 18	Bus. 13 (2nd Street) in Clinton. \$270,000 Statewide Transportation Alternatives funds.					R/W:	0	13	0	0	0	
Job No.: 7P2193J						Construction:	0	329	0	0	0	
Length: 0.70	MPO: N					FFOS:	0	270	0	0	0	
Fund Cat: Taking Care Of System	Fed: 419		State: 106	Local: 0		Payments:	0	0	0	0	0	
Sec Cat: N- Ada Trans	Awd Date: Winter 17	Anticipated Fed Cat: S.T.P.										
TIP #:	Future Cost: 0	Estimate Total: 537										

* Subject to the approval of the Transportation Improvement Plan by the governing Metropolitan Planning Organization.



2017-2021 Highway and Bridge Construction Schedule

Construction contingency applied to construction cost in the year the project is awarded.
 Three percent project growth factor compounded annually is applied to right-of-way and construction costs in program years 2, 3, 4, and 5.
 No inflation is applied to the Funding From Other Sources (FFOS) or Payments.
 Engineering includes PE costs, CE costs and R/W incidentals.

						STATE FISCAL YEAR PROJECT BUDGETING						
						Prior Prog.	7/2016-6/2017	7/2017-6/2018	7/2018-6/2019	7/2019-6/2020	7/2020-6/2021	
County:	Henry	Pavement improvements on disconnected sections from Montgomery Street to 0.1 mile west of Bus. 13 (2nd Street) in Clinton.				Engineering:	2	11	0	0	0	0
Route:	MO 18					R/W:	0	0	0	0	0	0
Job No.:	7S3096					Construction:	0	125	0	0	0	0
Length:	0.70	MPO:	N			FFOS:	0	0	0	0	0	0
Fund Cat:	Taking Care Of System	Fed:	109	State:	27	Local:	0					
Sec Cat:	Thin Lift Overlay	Awd Date:	Summer 16	Anticipated Fed Cat:	S.T.P.	Payments:	0	0	0	0	0	0
TIP #:		Future Cost:	0	Estimate Total:	138							
County:	Henry	Preventive maintenance on bridges in Henry, Polk and St. Clair counties. Project involves bridges A3697, A3812, A3913, P0921, and N0646.				Engineering:	0	134	0	0	0	0
Route:	MO 52					R/W:	0	0	0	0	0	0
Job No.:	7P2229D					Construction:	0	808	0	0	0	0
Length:	0.26	MPO:	N			FFOS:	0	0	0	0	0	0
Fund Cat:	Taking Care Of System	Fed:	753	State:	189	Local:	0					
Sec Cat:	Preventive Maint	Awd Date:	Winter 17	Anticipated Fed Cat:	NHPP	Payments:	0	0	0	0	0	0
TIP #:		Future Cost:	0	Estimate Total:	942							
County:	Henry	Pavement and safety improvements from Rte. 7 in Clinton to Rte. B east of Windsor.				Engineering:	0	237	0	0	0	0
Route:	MO 52					R/W:	0	0	0	0	0	0
Job No.:	7P3114					Construction:	0	3,346	0	0	0	0
Length:	18.54	MPO:	N			FFOS:	0	0	0	0	0	0
Fund Cat:	Taking Care Of System	AC-State:	2,866	State:	717	Local:	0					
Sec Cat:	Thin Lift Overlay	Awd Date:	Fall 16	Anticipated Fed Cat:	S.T.P.	Payments:	0	0	0	0	0	0
TIP #:		Future Cost:	0	Estimate Total:	3,583							
County:	Henry	ADA Transition Plan improvements from Church Street to East Street in Calhoun and from Indiana Street to Center Street in Windsor. \$81,000 Statewide Transportation Alternatives funds.				Engineering:	0	123	0	0	0	0
Route:	MO 52					R/W:	0	15	0	0	0	0
Job No.:	7P3115					Construction:	0	257	0	0	0	0
Length:	0.78	MPO:	N			FFOS:	0	81	0	0	0	0
Fund Cat:	Taking Care Of System	Fed:	316	State:	79	Local:	0					
Sec Cat:	N- Ada Trans	Awd Date:	Winter 17	Anticipated Fed Cat:	S.T.P.	Payments:	0	0	0	0	0	0
TIP #:		Future Cost:	0	Estimate Total:	395							
County:	Henry	Bridge improvements over Tebo Creek. Project involves bridge N0522.				Engineering:	0	3	168	0	0	0
Route:	RT V					R/W:	0	2	0	0	0	0
Job No.:	7S3135					Construction:	0	0	840	0	0	0
Length:	0.03	MPO:	N			FFOS:	0	0	0	0	0	0
Fund Cat:	Taking Care Of System	Fed:	812	State:	201	Local:	0					
Sec Cat:	Rehab And Reconst	Awd Date:	2018	Anticipated Fed Cat:	NHPP	Payments:	0	0	0	0	0	0
TIP #:		Future Cost:	0	Estimate Total:	1,013							

* Subject to the approval of the Transportation Improvement Plan by the governing Metropolitan Planning Organization.



2017-2021 Highway and Bridge Construction Schedule

Construction contingency applied to construction cost in the year the project is awarded.
 Three percent project growth factor compounded annually is applied to right-of-way and construction costs in program years 2, 3, 4, and 5.
 No inflation is applied to the Funding From Other Sources (FFOS) or Payments.
 Engineering includes PE costs, CE costs and R/W incidentals.

						STATE FISCAL YEAR PROJECT BUDGETING						
						Prior Prog.	7/2016-6/2017	7/2017-6/2018	7/2018-6/2019	7/2019-6/2020	7/2020-6/2021	
County:	Hickory	Pavement improvements from Rte. D in Preston to 1.8 miles east of Rte. BB.				Engineering:	126	101	0	0	0	0
Route:	US 54					R/W:	0	0	0	0	0	0
Job No.:	7S2211					Construction:	0	1,293	0	0	0	0
Length:	8.05	MPO:	N			FFOS:	0	0	0	0	0	0
Fund Cat:	Taking Care Of System	AC-State:	1,115	State:	279	Local:	0					
Sec Cat:	Low Type Resurfacing	Awd Date:	Fall 16	Anticipated Fed Cat:	NHPP	Payments:	0	0	0	0	0	0
TIP #:		Future Cost:	0	Estimate Total:	1,520							
County:	Jasper	Bridge improvements over Center Creek. Project involves bridge K0903.				Engineering:	15	714	0	0	0	0
Route:	MO 171					R/W:	0	0	0	0	0	0
Job No.:	7P2228E					Construction:	0	2,909	0	0	0	0
Length:	0.15	MPO:	Y			FFOS:	0	0	0	0	0	0
Fund Cat:	Taking Care Of System	Fed:	2,898	State:	725	Local:	0					
Sec Cat:	Rehab And Reconst	Awd Date:	Fall 16	Anticipated Fed Cat:	NHPP	Payments:	0	0	0	0	0	0
TIP #:		Future Cost:	0	Estimate Total:	3,638							
County:	Jasper	Railroad crossing safety improvements at Rte. YY in Carl Junction. \$76,000 STP Rail Safety and \$19,000 Grade Crossing Safety Account.				Engineering:	31	1	1	1	27	0
Route:	MO 171					R/W:	0	0	0	0	0	0
Job No.:	7S2230					Construction:	0	0	0	0	104	0
Length:	0.81	MPO:	Y			FFOS:	0	0	0	0	95	0
Fund Cat:	Safety	Fed:	121	State:	13	Local:	0					
Sec Cat:	Safety	Awd Date:	2020	Anticipated Fed Cat:	Safety	Payments:	0	0	0	0	0	0
TIP #:	09HS-12	Future Cost:	0	Estimate Total:	165							
County:	Jasper	Repair slides from Rte. 171 in Carterville to Rte. VV (Zora Street) near Joplin.				Engineering:	0	65	0	0	0	0
Route:	MO 249					R/W:	0	0	0	0	0	0
Job No.:	7P3078					Construction:	0	1,558	0	0	0	0
Length:	2.31	MPO:	Y			FFOS:	0	0	0	0	0	0
Fund Cat:	Taking Care Of System	Fed:	1,298	State:	325	Local:	0					
Sec Cat:	Systems Operations	Awd Date:	Fall 16	Anticipated Fed Cat:	NHPP	Payments:	0	0	0	0	0	0
TIP #:		Future Cost:	0	Estimate Total:	1,623							
County:	Jasper	Pavement improvements from Rte. 171 in Carterville to 20th Street in Joplin.				Engineering:	0	2	10	76	0	0
Route:	MO 249					R/W:	0	0	0	0	0	0
Job No.:	7P3139					Construction:	0	0	0	1,485	0	0
Length:	5.16	MPO:	Y			FFOS:	0	0	0	0	0	0
Fund Cat:	Taking Care Of System	Fed:	1,259	State:	314	Local:	0					
Sec Cat:	Thin Lift Overlay	Awd Date:	2019	Anticipated Fed Cat:	NHPP	Payments:	0	0	0	0	0	0
TIP #:		Future Cost:	0	Estimate Total:	1,573							

* Subject to the approval of the Transportation Improvement Plan by the governing Metropolitan Planning Organization.



2017-2021 Highway and Bridge Construction Schedule

Construction contingency applied to construction cost in the year the project is awarded.
 Three percent project growth factor compounded annually is applied to right-of-way and construction costs in program years 2, 3, 4, and 5.
 No inflation is applied to the Funding From Other Sources (FFOS) or Payments.
 Engineering includes PE costs, CE costs and R/W incidentals.

						STATE FISCAL YEAR PROJECT BUDGETING						
						Prior Prog.	7/2016-6/2017	7/2017-6/2018	7/2018-6/2019	7/2019-6/2020	7/2020-6/2021	
County:	Jasper	ADA Transition Plan improvements from North 17th Street to Clarence Street in Sarcoxie. \$206,000 Statewide Transportation Alternatives funds.				Engineering:	6	114	0	0	0	0
Route:	MO 37					R/W:	0	2	0	0	0	0
Job No.:	7P2193I					Construction:	0	256	0	0	0	0
Length:	0.51	MPO:	N			FFOS:	0	206	0	0	0	0
Fund Cat:	Taking Care Of System	Fed:	298	State:	74	Local:	0					
Sec Cat:	N- Ada Trans	Awd Date:	Winter 17	Anticipated Fed Cat:	S.T.P.	Payments:	0	0	0	0	0	0
TIP #:		Future Cost:	0	Estimate Total:	378							
County:	Jasper	Pavement and safety improvements from Rte. 96 to south of Joplin Avenue in Sarcoxie. \$421,000 Open Container Funds.				Engineering:	20	217	0	0	0	0
Route:	MO 37					R/W:	0	0	0	0	0	0
Job No.:	7P3093					Construction:	0	1,538	0	0	0	0
Length:	11.84	MPO:	N			FFOS:	0	421	0	0	0	0
Fund Cat:	Taking Care Of System	Fed:	1,404	State:	351	Local:	0					
Sec Cat:	Thin Lift Overlay	Awd Date:	Fall 16	Anticipated Fed Cat:	S.T.P.	Payments:	0	0	0	0	0	0
TIP #:		Future Cost:	0	Estimate Total:	1,775							
County:	Jasper	Bridge improvements over Center Creek. Project involves bridge L0580.				Engineering:	0	2	187	136	0	0
Route:	MO 37					R/W:	0	0	0	0	0	0
Job No.:	7P3157					Construction:	0	0	0	2,070	0	0
Length:	0.07	MPO:	N			FFOS:	0	0	0	0	0	0
Fund Cat:	Taking Care Of System	Fed:	1,917	State:	478	Local:	0					
Sec Cat:	Rehab And Reconst	Awd Date:	2019	Anticipated Fed Cat:	NHPP	Payments:	0	0	0	0	0	0
TIP #:		Future Cost:	0	Estimate Total:	2,395							
County:	Jasper	Pavement improvements on Hearnese Boulevard from north of Rte. FF (32nd. Street) to I-44.				Engineering:	0	2	21	0	0	0
Route:	MO 43					R/W:	0	0	0	0	0	0
Job No.:	7S2227D					Construction:	0	0	378	0	0	0
Length:	1.27	MPO:	Y			FFOS:	0	0	0	0	0	0
Fund Cat:	Taking Care Of System	Fed:	321	State:	80	Local:	0					
Sec Cat:	Low Type Resurfacing	Awd Date:	Fall 17	Anticipated Fed Cat:	NHPP	Payments:	0	0	0	0	0	0
TIP #:		Future Cost:	0	Estimate Total:	401							
County:	Jasper	Pavement improvements on various sections from 1.25 miles east of Rte. 37 to 0.5 mile east of the Jasper County line and from 1 mile west of Rte. 97 to 1.15 miles east of Rtes. Z and O near Halltown.				Engineering:	20	85	888	0	0	0
Route:	IS 44					R/W:	0	0	0	0	0	0
Job No.:	7I3073					Construction:	0	0	12,877	0	0	0
Length:	27.72	MPO:	N			FFOS:	0	0	0	0	0	0
Fund Cat:	Statewide Interstate And Major Bridge	AC-State:	12,464	State:	1,386	Local:	0					
Sec Cat:	Preventive Maint	Awd Date:	Fall 17	Anticipated Fed Cat:	NHPP Federal Oversight	Payments:	0	0	0	0	0	0
TIP #:		Future Cost:	0	Estimate Total:	13,870							

* Subject to the approval of the Transportation Improvement Plan by the governing Metropolitan Planning Organization.



2017-2021 Highway and Bridge Construction Schedule

Construction contingency applied to construction cost in the year the project is awarded.
 Three percent project growth factor compounded annually is applied to right-of-way and construction costs in program years 2, 3, 4, and 5.
 No inflation is applied to the Funding From Other Sources (FFOS) or Payments.
 Engineering includes PE costs, CE costs and R/W incidentals.

						STATE FISCAL YEAR PROJECT BUDGETING						
						Prior Prog.	7/2016-6/2017	7/2017-6/2018	7/2018-6/2019	7/2019-6/2020	7/2020-6/2021	
County:	Jasper	Bridge improvements over the BNSF Railroad and Spring River. Project involves bridges				Engineering:	100	200	418	0	0	0
Route:	IS 49	A3556 and A3557.				R/W:	0	0	0	0	0	0
Job No.:	7P3000					Construction:	0	0	3,677	0	0	0
Length:	0.29	MPO:	N			FFOS:	0	0	0	0	0	0
Fund Cat:	Statewide Interstate And Major Bridge			Fed:	3,865	State:	430	Local:	0			
Sec Cat:	Rehab And Reconst	Awd Date:	2018	Anticipated Fed Cat:	NHPP	Federal Oversight						
TIP #:		Future Cost:	0	Estimate Total:	4,395	Payments:	0	0	0	0	0	0
County:	Jasper	Pavement improvements on Madison Avenue/Range Line Road from 10th Street in Webb				Engineering:	0	21	124	0	0	0
Route:	LP 49	City to 46th Street in Leawood.				R/W:	0	0	0	0	0	0
Job No.:	7S3116					Construction:	0	0	2,393	0	0	0
Length:	6.70	MPO:	Y			FFOS:	0	0	0	0	0	0
Fund Cat:	Taking Care Of System			Fed:	2,031	State:	507	Local:	0			
Sec Cat:	Thin Lift Overlay	Awd Date:	Fall 17	Anticipated Fed Cat:	NHPP	Payments:	0	0	0	0	0	0
TIP #:		Future Cost:	0	Estimate Total:	2,538							
County:	Jasper	ADA Transition Plan improvements at various locations from 10th Street in Webb City to				Engineering:	0	3	8	0	0	0
Route:	LP 49	46th Street in Leawood. \$47,000 Statewide Transportation Alternatives funds.				R/W:	0	2	0	0	0	0
Job No.:	7S3164					Construction:	0	0	61	0	0	0
Length:	6.70	MPO:	Y			FFOS:	0	0	47	0	0	0
Fund Cat:	Taking Care Of System			Fed:	61	State:	13	Local:	0			
Sec Cat:	N- Ada Trans	Awd Date:	2018	Anticipated Fed Cat:	S.T.P.	Payments:	0	0	0	0	0	0
TIP #:		Future Cost:	0	Estimate Total:	74							
County:	Jasper	Pavement and safety improvements on Rte. 59 from I-44 to Rte. 60, on Rte. V from I-49 to				Engineering:	0	38	226	0	0	0
Route:	MO 59	Rte. 59, and on Rte. J from Rte. 59 to Rte. 37. \$698,000 Open Container funds.				R/W:	0	0	0	0	0	0
Job No.:	7P3127					Construction:	0	0	4,498	0	0	0
Length:	31.88	MPO:	N			FFOS:	0	0	698	0	0	0
Fund Cat:	Taking Care Of System			Fed:	3,809	State:	953	Local:	0			
Sec Cat:	Thin Lift Overlay	Awd Date:	Fall 17	Anticipated Fed Cat:	S.T.P.	Payments:	0	0	0	0	0	0
TIP #:		Future Cost:	0	Estimate Total:	4,762							
County:	Jasper	Pavement improvements from Loop 49 (Range Line Road) to Rte. 249.				Engineering:	0	4	32	0	0	0
Route:	MO 66					R/W:	0	0	0	0	0	0
Job No.:	7S3118					Construction:	0	0	595	0	0	0
Length:	2.72	MPO:	Y			FFOS:	0	0	0	0	0	0
Fund Cat:	Taking Care Of System			Fed:	505	State:	126	Local:	0			
Sec Cat:	Thin Lift Overlay	Awd Date:	Fall 17	Anticipated Fed Cat:	NHPP	Payments:	0	0	0	0	0	0
TIP #:		Future Cost:	0	Estimate Total:	631							

* Subject to the approval of the Transportation Improvement Plan by the governing Metropolitan Planning Organization.



2017-2021 Highway and Bridge Construction Schedule

Construction contingency applied to construction cost in the year the project is awarded.
 Three percent project growth factor compounded annually is applied to right-of-way and construction costs in program years 2, 3, 4, and 5.
 No inflation is applied to the Funding From Other Sources (FFOS) or Payments.
 Engineering includes PE costs, CE costs and R/W incidentals.

						STATE FISCAL YEAR PROJECT BUDGETING						
						Prior Prog.	7/2016-6/2017	7/2017-6/2018	7/2018-6/2019	7/2019-6/2020	7/2020-6/2021	
County:	Jasper	Pavement improvements from 0.3 mile west of Rte. P to Rte. P and on the westbound lanes from the Kansas State line to Rte. P.				Engineering:	0	5	40	0	0	0
Route:	MO 66					R/W:	0	0	0	0	0	
Job No.:	7S3129					Construction:	0	0	760	0	0	
Length:	3.96	MPO:	Y			FFOS:	0	0	0	0	0	
Fund Cat:	Taking Care Of System	Fed:	644	State:	161	Local:	0					
Sec Cat:	Thin Lift Overlay	Awd Date:	Fall 17	Anticipated Fed Cat:	S.T.P.		Payments:	0	0	0	0	
TIP #:		Future Cost:	0	Estimate Total:	805							
County:	Jasper	ADA Transition Plan improvements at Rte. P (Schifferdecker Avenue) in Joplin.				Engineering:	0	13	15	0	0	
Route:	MO 66					R/W:	0	2	0	0	0	
Job No.:	7S3136					Construction:	0	0	63	0	0	
Length:	0.04	MPO:	Y			FFOS:	0	0	0	0	0	
Fund Cat:	Taking Care Of System	Fed:	75	State:	18	Local:	0					
Sec Cat:	N- Ada Trans	Awd Date:	2018	Anticipated Fed Cat:	S.T.P.		Payments:	0	0	0	0	
TIP #:		Future Cost:	0	Estimate Total:	93							
County:	Jasper	ADA Transition Plan improvements on East Seventh Street from east of Loop 49 (Range Line Road) to west of Rte. 249.				Engineering:	0	11	22	0	0	
Route:	MO 66					R/W:	0	2	0	0	0	
Job No.:	7S3156					Construction:	0	0	212	0	0	
Length:	2.46	MPO:	Y			FFOS:	0	0	0	0	0	
Fund Cat:	Taking Care Of System	Fed:	199	State:	48	Local:	0					
Sec Cat:	N- Ada Trans	Awd Date:	2018	Anticipated Fed Cat:	S.T.P.		Payments:	0	0	0	0	
TIP #:		Future Cost:	0	Estimate Total:	247							
County:	Jasper	Bridge improvements over BNSF and MNA railroads. Project involves bridge K0428.				Engineering:	25	783	0	0	0	
Route:	MO 96					R/W:	0	48	0	0	0	
Job No.:	7P2228F					Construction:	0	2,436	0	0	0	
Length:	0.11	MPO:	N			FFOS:	0	0	0	0	0	
Fund Cat:	Taking Care Of System	Fed:	2,614	State:	653	Local:	0					
Sec Cat:	Rehab And Reconst	Awd Date:	Winter 17	Anticipated Fed Cat:	NHPP		Payments:	0	0	0	0	
TIP #:		Future Cost:	0	Estimate Total:	3,292							
County:	Jasper	Bridge improvements over Spring River Overflow. Project involves bridge L0409.				Engineering:	25	594	0	0	0	
Route:	MO 96					R/W:	0	0	0	0	0	
Job No.:	7P2228G					Construction:	0	2,060	0	0	0	
Length:	0.12	MPO:	N			FFOS:	0	0	0	0	0	
Fund Cat:	Taking Care Of System	Fed:	2,123	State:	531	Local:	0					
Sec Cat:	Rehab And Reconst	Awd Date:	Winter 17	Anticipated Fed Cat:	NHPP		Payments:	0	0	0	0	
TIP #:		Future Cost:	0	Estimate Total:	2,679							

* Subject to the approval of the Transportation Improvement Plan by the governing Metropolitan Planning Organization.



2017-2021 Highway and Bridge Construction Schedule

Construction contingency applied to construction cost in the year the project is awarded.

Three percent project growth factor compounded annually is applied to right-of-way and construction costs in program years 2, 3, 4, and 5.

No inflation is applied to the Funding From Other Sources (FFOS) or Payments.

Engineering includes PE costs, CE costs and R/W incidentals.

						STATE FISCAL YEAR PROJECT BUDGETING						
						Prior Prog.	7/2016-6/2017	7/2017-6/2018	7/2018-6/2019	7/2019-6/2020	7/2020-6/2021	
County:	Jasper	Pavement and safety improvements from Rte. 571 to Rte. YY in Lawrence County.				Engineering:	11	144	0	0	0	0
Route:	MO 96					R/W:	0	0	0	0	0	0
Job No.:	7S3095					Construction:	0	2,674	0	0	0	0
Length:	16.84	MPO:	N			FFOS:	0	0	0	0	0	0
Fund Cat:	Taking Care Of System	Fed:	2,255	State:	563	Local:	0					
Sec Cat:	Thin Lift Overlay	Awd Date:	Fall 16	Anticipated Fed Cat:	NHPP	Payments:	0	0	0	0	0	0
TIP #:		Future Cost:	0	Estimate Total:	2,829							
County:	Jasper	Pavement improvements from Rte. 43 (Main Street) to I-49.				Engineering:	0	2	10	77	0	0
Route:	RT FF					R/W:	0	0	0	0	0	0
Job No.:	7S3131					Construction:	0	0	0	1,504	0	0
Length:	4.69	MPO:	Y			FFOS:	0	0	0	0	0	0
Fund Cat:	Taking Care Of System	Fed:	1,275	State:	318	Local:	0					
Sec Cat:	Thin Lift Overlay	Awd Date:	2019	Anticipated Fed Cat:	NHPP	Payments:	0	0	0	0	0	0
TIP #:		Future Cost:	0	Estimate Total:	1,593							
County:	Jasper	ADA Transition Plan improvements at various locations from Rte. 43 (Main Street) to 0.2 mile west of I-49. \$941,000 Statewide Transportation Alternatives funds.				Engineering:	0	11	137	0	0	0
Route:	RT FF					R/W:	0	2	0	0	0	0
Job No.:	7S3160					Construction:	0	0	1,208	0	0	0
Length:	4.69	MPO:	Y			FFOS:	0	0	941	0	0	0
Fund Cat:	Taking Care Of System	Fed:	1,087	State:	271	Local:	0					
Sec Cat:	N- Ada Trans	Awd Date:	2018	Anticipated Fed Cat:	S.T.P.	Payments:	0	0	0	0	0	0
TIP #:		Future Cost:	0	Estimate Total:	1,358							
County:	Jasper	Pavement and safety improvements on Rte. HH from Rte. AA to Rte. 571 and on Rte. AA from Rte. HH to Rte. VV.				Engineering:	0	8	58	0	0	0
Route:	RT HH					R/W:	0	0	0	0	0	0
Job No.:	7S3055					Construction:	0	0	1,122	0	0	0
Length:	7.91	MPO:	Y			FFOS:	0	0	0	0	0	0
Fund Cat:	Taking Care Of System	Fed:	951	State:	237	Local:	0					
Sec Cat:	Thin Lift Overlay	Awd Date:	Fall 17	Anticipated Fed Cat:	S.T.P.	Payments:	0	0	0	0	0	0
TIP #:		Future Cost:	0	Estimate Total:	1,188							
County:	Jasper	ADA Transition Plan improvements on Rte. HH (Fir Road) at Rte. 571 (Grand Avenue) in Carthage and on Rte. P (Schifferdecker Avenue) from Perkins Street to Rte. 66 (7th Street) in Joplin.				Engineering:	0	17	19	0	0	0
Route:	RT HH					R/W:	0	2	0	0	0	0
Job No.:	7S3143					Construction:	0	0	81	0	0	0
Length:	0.76	MPO:	N			FFOS:	0	0	0	0	0	0
Fund Cat:	Taking Care Of System	AC-State:	97	State:	22	Local:	0					
Sec Cat:	N- Ada Trans	Awd Date:	2018	Anticipated Fed Cat:	S.T.P.	Payments:	0	0	0	0	0	0
TIP #:		Future Cost:	0	Estimate Total:	119							

* Subject to the approval of the Transportation Improvement Plan by the governing Metropolitan Planning Organization.



2017-2021 Highway and Bridge Construction Schedule

Construction contingency applied to construction cost in the year the project is awarded.
 Three percent project growth factor compounded annually is applied to right-of-way and construction costs in program years 2, 3, 4, and 5.
 No inflation is applied to the Funding From Other Sources (FFOS) or Payments.
 Engineering includes PE costs, CE costs and R/W incidentals.

						STATE FISCAL YEAR PROJECT BUDGETING						
						Prior Prog.	7/2016-6/2017	7/2017-6/2018	7/2018-6/2019	7/2019-6/2020	7/2020-6/2021	
County:	Jasper	Pavement and safety improvements on Rte. P from Rte. JJ to Rte. 66, on Rte. JJ from Rte. Z to Rte. P, on Rte. Z from Rte. YY to Rte. 171 and on Rte. YY from the Kansas State line to Rte. 171.				Engineering:	0	18	113	0	0	0
Route:	RT P					R/W:	0	0	0	0	0	0
Job No.:	7S3144					Construction:	0	0	2,218	0	0	0
Length:	15.14	MPO:	Y			FFOS:	0	0	0	0	0	0
Fund Cat:	Taking Care Of System		Fed:	1,879	State:	470	Local:	0				
Sec Cat:	Thin Lift Overlay	Awd Date:	Fall 17	Anticipated Fed Cat:	S.T.P.		Payments:	0	0	0	0	0
TIP #:			Future Cost:	0	Estimate Total:	2,349						
County:	Jasper	Pavement improvements on Newman Road from Loop 49 (Range Line Road) to 0.1 mile east of Duquesne Road.				Engineering:	0	113	0	0	0	0
Route:	RT TT					R/W:	0	0	0	0	0	0
Job No.:	7S3162					Construction:	0	523	0	0	0	0
Length:	1.04	MPO:	Y			FFOS:	0	0	0	0	0	0
Fund Cat:	Taking Care Of System		Fed:	509	State:	127	Local:	0				
Sec Cat:	Thin Lift Overlay	Awd Date:	Fall 17	Anticipated Fed Cat:	S.T.P.		Payments:	0	0	0	0	0
TIP #:			Future Cost:	0	Estimate Total:	636						
County:	Jasper	ADA Transition Plan improvements on Newman Road from Loop 49 (Range Line Road) to 0.1 mile east of Duquesne Road. \$42,000 Statewide Transportation Alternatives funds.				Engineering:	0	13	11	0	0	0
Route:	RT TT					R/W:	0	2	0	0	0	0
Job No.:	7S3163					Construction:	0	0	55	0	0	0
Length:	1.04	MPO:	Y			FFOS:	0	0	42	0	0	0
Fund Cat:	Taking Care Of System		Fed:	66	State:	15	Local:	0				
Sec Cat:	N- Ada Trans	Awd Date:	2018	Anticipated Fed Cat:	S.T.P.		Payments:	0	0	0	0	0
TIP #:			Future Cost:	0	Estimate Total:	81						
County:	Lawrence	Rail crossing improvements on Carnation Dr at BNSF Railway and Rte K (Elliot St) at the BNSF and MNA Railways in Aurora. Close at-grade crossings on Morgan Ave and McNatt Ave. Project involves bridge A8319. \$2,700,000 STP Rail Safety, \$300,000 Grade Crossing Safety Acct				Engineering:	31	110	419	0	0	0
Route:	MO 39					R/W:	0	297	0	0	0	0
Job No.:	7T0043					Construction:	0	0	4,993	0	0	0
Length:	0.54	MPO:	N			FFOS:	0	205	2,795	0	0	0
Fund Cat:	Safety	Fed:	4,655	State:	1,164	Local:	0					
Sec Cat:	Safety	Awd Date:	2018	Anticipated Fed Cat:	S.T.P.	Federal Oversight	Payments:	0	0	0	0	0
TIP #:			Future Cost:	0	Estimate Total:	5,850						
County:	Lawrence	Pavement and safety improvements from I-44 to 0.2 mile north of Olive Street in Aurora and on Rte. M from Rte. 96 to Rte. 174. Project involves bridge K0008. \$849,000 Open Container funds.				Engineering:	143	293	0	0	0	0
Route:	MO 39					R/W:	0	0	0	0	0	0
Job No.:	8S2272					Construction:	0	2,074	0	0	0	0
Length:	14.30	MPO:	N			FFOS:	0	849	0	0	0	0
Fund Cat:	Taking Care Of System		Fed:	1,894	State:	473	Local:	0				
Sec Cat:	Thin Lift Overlay	Awd Date:	Fall 16	Anticipated Fed Cat:	S.T.P.		Payments:	0	0	0	0	0
TIP #:			Future Cost:	0	Estimate Total:	2,510						

* Subject to the approval of the Transportation Improvement Plan by the governing Metropolitan Planning Organization.



2017-2021 Highway and Bridge Construction Schedule

Construction contingency applied to construction cost in the year the project is awarded.
 Three percent project growth factor compounded annually is applied to right-of-way and construction costs in program years 2, 3, 4, and 5.
 No inflation is applied to the Funding From Other Sources (FFOS) or Payments.
 Engineering includes PE costs, CE costs and R/W incidentals.

						STATE FISCAL YEAR PROJECT BUDGETING						
						Prior Prog.	7/2016-6/2017	7/2017-6/2018	7/2018-6/2019	7/2019-6/2020	7/2020-6/2021	
County:	Lawrence	Bridge improvements on the eastbound lanes over Spring River. Project involves bridge				Engineering:	100	577	0	0	0	0
Route:	IS 44	A0977.				R/W:	0	0	0	0	0	0
Job No.:	713049					Construction:	0	2,711	0	0	0	0
Length:	0.22	MPO:	N			FFOS:	0	0	0	0	0	0
Fund Cat:	Taking Care Of System			AC-State:	2,959	State:	329	Local:	0			
Sec Cat:	Rehab And Reconst	Awd Date:	Fall 16	Anticipated Fed Cat:	NHPP	Federal Oversight						
TIP #:		Future Cost:	0	Estimate Total:	3,388	Payments:	0	0	0	0	0	0
County:	Lawrence	Pavement improvements on various sections from east of the Jasper County line to west of				Engineering:	2	28	223	0	0	0
Route:	IS 44	Rte. 97.				R/W:	0	0	0	0	0	0
Job No.:	713074					Construction:	0	0	3,320	0	0	0
Length:	4.69	MPO:	N			FFOS:	0	0	0	0	0	0
Fund Cat:	Statewide Interstate And Major Bridge			AC-State:	3,214	State:	357	Local:	0			
Sec Cat:	Preventive Maint	Awd Date:	Fall 17	Anticipated Fed Cat:	NHPP							
TIP #:		Future Cost:	0	Estimate Total:	3,573	Payments:	0	0	0	0	0	0
County:	Lawrence	Bridge improvements over BNSF Railway. Project involves bridge H0787.				Engineering:	615	244	0	0	0	0
Route:	BU 60					R/W:	0	2	0	0	0	0
Job No.:	7S3000					Construction:	0	2,049	0	0	0	0
Length:	0.11	MPO:	N			FFOS:	0	0	0	0	0	0
Fund Cat:	Taking Care Of System			Fed:	1,837	State:	458	Local:	0			
Sec Cat:	Rehab And Reconst	Awd Date:	Spring 17	Anticipated Fed Cat:	NHPP							
TIP #:		Future Cost:	0	Estimate Total:	2,910	Payments:	0	0	0	0	0	0
County:	Lawrence	Bridge improvements over Dry Fork Creek. Project involves bridge F0393.				Engineering:	10	143	0	0	0	0
Route:	MO 96					R/W:	0	0	0	0	0	0
Job No.:	7P2228H					Construction:	0	859	0	0	0	0
Length:	0.04	MPO:	N			FFOS:	0	0	0	0	0	0
Fund Cat:	Taking Care Of System			Fed:	802	State:	200	Local:	0			
Sec Cat:	Rehab And Reconst	Awd Date:	Spring 17	Anticipated Fed Cat:	NHPP							
TIP #:		Future Cost:	0	Estimate Total:	1,012	Payments:	0	0	0	0	0	0
County:	Lawrence	Bridge improvements over Stahl Creek. Project involves bridge F0395.				Engineering:	10	146	0	0	0	0
Route:	MO 96					R/W:	0	0	0	0	0	0
Job No.:	7P2228I					Construction:	0	874	0	0	0	0
Length:	0.07	MPO:	N			FFOS:	0	0	0	0	0	0
Fund Cat:	Taking Care Of System			Fed:	815	State:	205	Local:	0			
Sec Cat:	Rehab And Reconst	Awd Date:	Spring 17	Anticipated Fed Cat:	NHPP							
TIP #:		Future Cost:	0	Estimate Total:	1,030	Payments:	0	0	0	0	0	0

* Subject to the approval of the Transportation Improvement Plan by the governing Metropolitan Planning Organization.



2017-2021 Highway and Bridge Construction Schedule

Construction contingency applied to construction cost in the year the project is awarded.

Three percent project growth factor compounded annually is applied to right-of-way and construction costs in program years 2, 3, 4, and 5.

No inflation is applied to the Funding From Other Sources (FFOS) or Payments.

Engineering includes PE costs, CE costs and R/W incidentals.

						STATE FISCAL YEAR PROJECT BUDGETING						
						Prior Prog.	7/2016-6/2017	7/2017-6/2018	7/2018-6/2019	7/2019-6/2020	7/2020-6/2021	
County:	Lawrence	Bridge improvement over Center Creek 3 miles south of I-44. Project involves bridge				Engineering:	76	63	0	0	0	0
Route:	MO 97	T0320.				R/W:	0	31	0	0	0	0
Job No.:	7S0526					Construction:	0	787	0	0	0	0
Length:	0.20	MPO:	N			FFOS:	0	0	0	0	0	0
Fund Cat:	Taking Care Of System			Fed:	706	State:	175	Local:	0			
Sec Cat:	Rehab And Reconst	Awd Date:	Spring 17	Anticipated Fed Cat:	NHPP		Payments:	0	0	0	0	0
TIP #:		Future Cost:	0	Estimate Total:	957							
County:	McDonald	Job Order Contracting for pavement repair from Rte. 59 to 0.7 mile south of Rte. H.				Engineering:	0	4	0	0	0	0
Route:	IS 49					R/W:	0	0	0	0	0	0
Job No.:	0I3003Y					Construction:	0	60	0	0	0	0
Length:	10.74	MPO:	N			FFOS:	0	0	0	0	0	0
Fund Cat:	Statewide Interstate And Major Bridge			AC-State:	58	State:	6	Local:	0			
Sec Cat:	Preventive Maint	Awd Date:	Winter 17	Anticipated Fed Cat:	NHPP		Payments:	0	0	0	0	0
TIP #:		Future Cost:	0	Estimate Total:	64							
County:	McDonald	Pavement improvements from Rte. 59 near Goodman to near Bus. 71 south of Rte. 76.				Engineering:	22	200	0	0	0	0
Route:	IS 49					R/W:	0	0	0	0	0	0
Job No.:	7I3072					Construction:	0	2,563	0	0	0	0
Length:	7.16	MPO:	N			FFOS:	0	0	0	0	0	0
Fund Cat:	Statewide Interstate And Major Bridge			AC-State:	2,487	State:	276	Local:	0			
Sec Cat:	Preventive Maint	Awd Date:	Fall 16	Anticipated Fed Cat:	NHPP		Payments:	0	0	0	0	0
TIP #:		Future Cost:	0	Estimate Total:	2,785							
County:	McDonald	Roadway improvements from Pineville to the Arkansas State line (Bella Vista). Construction funding from 7P2157. \$12,017,701 SAFETEA-LU earmark DEMO ID MO118. Amendment 3 new major project.				Engineering:	10,701	2	2	2	2,766	0
Route:	US 71					R/W:	4,610	0	0	0	0	0
Job No.:	7P0601					Construction:	0	0	0	0	20,147	0
Length:	4.93	MPO:	N			FFOS:	0	0	0	0	0	0
Fund Cat:	Amendment 3	Fed:	18,337	State:	4,582	Local:	0					
Sec Cat:	System Expansion	Awd Date:	2020	Anticipated Fed Cat:	NHPP Federal Oversight		Payments:	0	0	0	0	0
TIP #:		Future Cost:	25,001 - 50,000	Estimate Total:	38,230							
County:	McDonald	Pavement and safety improvements from 1 mile east of I-49 to Rte. U.				Engineering:	0	164	0	0	0	0
Route:	MO 76					R/W:	0	0	0	0	0	0
Job No.:	7S3176					Construction:	0	2,347	0	0	0	0
Length:	20.80	MPO:	N			FFOS:	0	0	0	0	0	0
Fund Cat:	Taking Care Of System			AC-State:	2,009	State:	502	Local:	0			
Sec Cat:	Thin Lift Overlay	Awd Date:	Fall 16	Anticipated Fed Cat:	S.T.P.		Payments:	0	0	0	0	0
TIP #:		Future Cost:	0	Estimate Total:	2,511							

* Subject to the approval of the Transportation Improvement Plan by the governing Metropolitan Planning Organization.



2017-2021 Highway and Bridge Construction Schedule

Construction contingency applied to construction cost in the year the project is awarded.
 Three percent project growth factor compounded annually is applied to right-of-way and construction costs in program years 2, 3, 4, and 5.
 No inflation is applied to the Funding From Other Sources (FFOS) or Payments.
 Engineering includes PE costs, CE costs and R/W incidentals.

		STATE FISCAL YEAR PROJECT BUDGETING					
		Prior Prog.	7/2016-6/2017	7/2017-6/2018	7/2018-6/2019	7/2019-6/2020	7/2020-6/2021
County: McDonald	Bridge improvements over Big Sugar Creek. Project involves bridge T0929.	Engineering:	181	236	0	0	0
Route: RT E		R/W:	0	12	0	0	0
Job No.: 7S0534		Construction:	0	1,882	0	0	0
Length: 0.41 MPO: N		FFOS:	0	0	0	0	0
Fund Cat: Taking Care Of System	Fed: 1,705 State: 425 Local: 0	Payments:	0	0	0	0	0
Sec Cat: Rehab And Reconst	Awd Date: Spring 17 Anticipated Fed Cat: NHPP						
TIP #:	Future Cost: 0 Estimate Total: 2,311						
County: McDonald	Bridge improvements over Pine Creek. Project involves bridge R0251.	Engineering:	0	2	78	60	0
Route: RT KK		R/W:	0	0	0	0	0
Job No.: 7S3158		Construction:	0	0	0	895	0
Length: 0.02 MPO: N		FFOS:	0	0	0	0	0
Fund Cat: Taking Care Of System	Fed: 828 State: 207 Local: 0	Payments:	0	0	0	0	0
Sec Cat: Rehab And Reconst	Awd Date: 2019 Anticipated Fed Cat: NHPP						
TIP #:	Future Cost: 0 Estimate Total: 1,035						
County: McDonald	Bridge improvements over Star Hollow Creek. Project involves bridge N0897.	Engineering:	0	2	60	47	0
Route: RT U		R/W:	0	0	0	0	0
Job No.: 7S3159		Construction:	0	0	0	689	0
Length: 0.03 MPO: N		FFOS:	0	0	0	0	0
Fund Cat: Taking Care Of System	Fed: 639 State: 159 Local: 0	Payments:	0	0	0	0	0
Sec Cat: Rehab And Reconst	Awd Date: 2019 Anticipated Fed Cat: NHPP						
TIP #:	Future Cost: 0 Estimate Total: 798						
County: Newton	Bridge improvements over Roark Creek. Project involves bridge K0990.	Engineering:	60	348	0	0	0
Route: MO 43		R/W:	0	2	0	0	0
Job No.: 7P2228K		Construction:	0	575	0	0	0
Length: 0.04 MPO: N		FFOS:	0	0	0	0	0
Fund Cat: Taking Care Of System	Fed: 741 State: 184 Local: 0	Payments:	0	0	0	0	0
Sec Cat: Rehab And Reconst	Awd Date: Winter 17 Anticipated Fed Cat: NHPP						
TIP #:	Future Cost: 0 Estimate Total: 985						
County: Newton	Pavement and safety improvements from I-44 to Rte. 60.	Engineering:	0	21	139	0	0
Route: MO 43		R/W:	0	0	0	0	0
Job No.: 7S3177		Construction:	0	0	2,361	0	0
Length: 13.84 MPO: Y		FFOS:	0	0	0	0	0
Fund Cat: Taking Care Of System	Fed: 2,018 State: 503 Local: 0	Payments:	0	0	0	0	0
Sec Cat: Thin Lift Overlay	Awd Date: Fall 17 Anticipated Fed Cat: S.T.P.						
TIP #:	Future Cost: 0 Estimate Total: 2,521						

* Subject to the approval of the Transportation Improvement Plan by the governing Metropolitan Planning Organization.



2017-2021 Highway and Bridge Construction Schedule

Construction contingency applied to construction cost in the year the project is awarded.
 Three percent project growth factor compounded annually is applied to right-of-way and construction costs in program years 2, 3, 4, and 5.
 No inflation is applied to the Funding From Other Sources (FFOS) or Payments.
 Engineering includes PE costs, CE costs and R/W incidentals.

						STATE FISCAL YEAR PROJECT BUDGETING						
						Prior Prog.	7/2016-6/2017	7/2017-6/2018	7/2018-6/2019	7/2019-6/2020	7/2020-6/2021	
County: Newton	ADA Transition Plan improvements from Osage Street to Oneida Street in Seneca.					Engineering:	0	3	3	0	0	0
Route: MO 43						R/W:	0	2	0	0	0	0
Job No.: 7S3179						Construction:	0	0	22	0	0	0
Length: 0.45	MPO: N					FFOS:	0	0	0	0	0	0
Fund Cat: Taking Care Of System	AC-State: 26		State: 4	Local: 0		Payments:	0	0	0	0	0	
Sec Cat: N- Ada Trans	Awd Date: 2018	Anticipated Fed Cat: S.T.P.										
TIP #: 	Future Cost: 0	Estimate Total: 30										
County: Newton	Job Order Contracting for pavement repair from the Oklahoma State line to Rte. 360 in Greene County.					Engineering:	0	14	0	0	0	0
Route: IS 44						R/W:	0	0	0	0	0	0
Job No.: 0I3003N						Construction:	0	200	0	0	0	0
Length: 69.11	MPO: Y					FFOS:	0	0	0	0	0	0
Fund Cat: Statewide Interstate And Major Bridge	Fed: 193		State: 21	Local: 0		Payments:	0	0	0	0	0	
Sec Cat: Preventive Maint	Awd Date: Winter 17	Anticipated Fed Cat: NHPP										
TIP #: 	Future Cost: 0	Estimate Total: 214										
County: Newton	Pavement improvements from Loop 49 to 1.5 miles east of Rte. 37.					Engineering:	2	2	88	646	0	0
Route: IS 44						R/W:	0	0	0	0	0	0
Job No.: 7I3084						Construction:	0	0	0	9,954	0	0
Length: 18.73	MPO: Y					FFOS:	0	0	0	0	0	0
Fund Cat: Taking Care Of System	Fed: 9,622		State: 1,068	Local: 0		Payments:	0	0	0	0	0	
Sec Cat: Rehab And Reconst	Awd Date: 2019	Anticipated Fed Cat: NHPP										
TIP #: 0IHS-16	Future Cost: 0	Estimate Total: 10,692										
County: Newton	Preventive maintenance on bridges on I-44 and I-49 in Jasper, Lawrence, Newton and Vernon counties. Project involves bridges L0798, L0799, A0630, R0198 and A2817.					Engineering:	0	264	0	0	0	0
Route: IS 44						R/W:	0	0	0	0	0	0
Job No.: 7P2229B						Construction:	0	1,499	0	0	0	0
Length: 0.37	MPO: Y					FFOS:	0	0	0	0	0	0
Fund Cat: Taking Care Of System	Fed: 1,586		State: 177	Local: 0		Payments:	0	0	0	0	0	
Sec Cat: Preventive Maint	Awd Date: Winter 17	Anticipated Fed Cat: NHPP										
TIP #: 	Future Cost: 0	Estimate Total: 1,763										
County: Newton	Pavement improvements from 46th Street in Leawood to I-49.					Engineering:	0	8	58	0	0	0
Route: LP 49						R/W:	0	0	0	0	0	0
Job No.: 7S3117						Construction:	0	0	1,099	0	0	0
Length: 6.37	MPO: Y					FFOS:	0	0	0	0	0	0
Fund Cat: Taking Care Of System	Fed: 932		State: 233	Local: 0		Payments:	0	0	0	0	0	
Sec Cat: Thin Lift Overlay	Awd Date: Fall 17	Anticipated Fed Cat: NHPP										
TIP #: 	Future Cost: 0	Estimate Total: 1,165										

* Subject to the approval of the Transportation Improvement Plan by the governing Metropolitan Planning Organization.



2017-2021 Highway and Bridge Construction Schedule

Construction contingency applied to construction cost in the year the project is awarded.
 Three percent project growth factor compounded annually is applied to right-of-way and construction costs in program years 2, 3, 4, and 5.
 No inflation is applied to the Funding From Other Sources (FFOS) or Payments.
 Engineering includes PE costs, CE costs and R/W incidentals.

						STATE FISCAL YEAR PROJECT BUDGETING							
						Prior Prog.	7/2016-6/2017	7/2017-6/2018	7/2018-6/2019	7/2019-6/2020	7/2020-6/2021		
County:	Newton	Pavement improvements from 0.1 mile east of Kodiak Road to Neosho Boulevard (Bus. 60) and from College Street (Bus. 60) to Rte. 60.					Engineering:	0	13	86	0	0	0
Route:	MO 86						R/W:	0	0	0	0	0	0
Job No.:	7S2227C						Construction:	0	0	1,676	0	0	0
Length:	5.49	MPO:	N				FFOS:	0	0	0	0	0	0
Fund Cat:	Taking Care Of System	AC-State:	1,420	State:	355	Local:	0						
Sec Cat:	Low Type Resurfacing	Awd Date:	Fall 17	Anticipated Fed Cat:	S.T.P.								
TIP #:		Future Cost:	0	Estimate Total:	1,775	Payments:	0	0	0	0	0	0	
County:	Newton	Pavement, safety and ADA Transition Plan improvements on Rte. D from Doniphan Drive to the Neosho city limits and on Rte. K from Rte. 43 to Rte. 86.					Engineering:	0	3	59	0	0	0
Route:	RT D						R/W:	0	2	0	0	0	0
Job No.:	7S3138						Construction:	0	0	1,042	0	0	0
Length:	8.32	MPO:	N				FFOS:	0	0	0	0	0	0
Fund Cat:	Taking Care Of System	AC-State:	887	State:	219	Local:	0						
Sec Cat:	Thin Lift Overlay	Awd Date:	Fall 17	Anticipated Fed Cat:	S.T.P.								
TIP #:		Future Cost:	0	Estimate Total:	1,106	Payments:	0	0	0	0	0	0	
County:	Newton	ADA Transition Plan improvements from Rte. 59 to Lucas Street in Diamond.					Engineering:	0	7	9	0	0	0
Route:	RT J						R/W:	0	2	0	0	0	0
Job No.:	7S3147						Construction:	0	0	36	0	0	0
Length:	0.10	MPO:	N				FFOS:	0	0	0	0	0	0
Fund Cat:	Taking Care Of System	AC-State:	45	State:	9	Local:	0						
Sec Cat:	N- Ada Trans	Awd Date:	2018	Anticipated Fed Cat:	S.T.P.								
TIP #:		Future Cost:	0	Estimate Total:	54	Payments:	0	0	0	0	0	0	
County:	Polk	Pavement and safety improvements from Rte. 215 south junction to Rte. 160. \$484,000 Open Container funds.					Engineering:	0	12	82	0	0	0
Route:	MO 123						R/W:	0	0	0	0	0	0
Job No.:	7S3125						Construction:	0	0	1,609	0	0	0
Length:	13.32	MPO:	N				FFOS:	0	0	484	0	0	0
Fund Cat:	Taking Care Of System	Fed:	1,363	State:	340	Local:	0						
Sec Cat:	Thin Lift Overlay	Awd Date:	Fall 17	Anticipated Fed Cat:	S.T.P.								
TIP #:		Future Cost:	0	Estimate Total:	1,703	Payments:	0	0	0	0	0	0	
County:	Polk	Pavement improvements from Rte. 32 to Rte. WW.					Engineering:	0	2	14	111	0	0
Route:	RT H						R/W:	0	0	0	0	0	0
Job No.:	7S3181						Construction:	0	0	0	1,934	0	0
Length:	20.54	MPO:	N				FFOS:	0	0	0	0	0	0
Fund Cat:	Taking Care Of System	Fed:	1,649	State:	412	Local:	0						
Sec Cat:	Thin Lift Overlay	Awd Date:	2019	Anticipated Fed Cat:	S.T.P.								
TIP #:		Future Cost:	0	Estimate Total:	2,061	Payments:	0	0	0	0	0	0	

* Subject to the approval of the Transportation Improvement Plan by the governing Metropolitan Planning Organization.



2017-2021 Highway and Bridge Construction Schedule

Construction contingency applied to construction cost in the year the project is awarded.
 Three percent project growth factor compounded annually is applied to right-of-way and construction costs in program years 2, 3, 4, and 5.
 No inflation is applied to the Funding From Other Sources (FFOS) or Payments.
 Engineering includes PE costs, CE costs and R/W incidentals.

						STATE FISCAL YEAR PROJECT BUDGETING						
						Prior Prog.	7/2016-6/2017	7/2017-6/2018	7/2018-6/2019	7/2019-6/2020	7/2020-6/2021	
County:	Polk	ADA Transition Plan improvements on Main Street in Pleasant Hope.				Engineering:	0	1	3	4	0	0
Route:	RT H					R/W:	0	0	2	0	0	0
Job No.:	7S3184					Construction:	0	0	0	37	0	0
Length:	0.04	MPO: N			FFOS:	0	0	0	0	0	0	
Fund Cat:	Taking Care Of System		Fed:	39	State:	8	Local:	0				
Sec Cat:	N- Ada Trans	Awd Date:	2019	Anticipated Fed Cat:	S.T.P.							
TIP #:		Future Cost:	0	Estimate Total:	47	Payments:	0	0	0	0	0	
County:	Polk	Bridge improvements over Pomme de Terre River. Project involves bridge R0207.				Engineering:	0	2	58	122	0	0
Route:	RT PP					R/W:	0	0	0	2	0	0
Job No.:	7S3169					Construction:	0	0	0	1,073	0	0
Length:	0.10	MPO: N			FFOS:	0	0	0	0	0	0	
Fund Cat:	Taking Care Of System		Fed:	1,006	State:	251	Local:	0				
Sec Cat:	Rehab And Reconst	Awd Date:	2019	Anticipated Fed Cat:	NHPP							
TIP #:		Future Cost:	0	Estimate Total:	1,257	Payments:	0	0	0	0	0	
County:	Polk	Pavement and safety improvements from Rte. 123 to Rte. 13. \$456,000 Open Container funds.				Engineering:	0	2	76	0	0	0
Route:	RT T					R/W:	0	0	0	0	0	0
Job No.:	7S3126					Construction:	0	0	1,318	0	0	0
Length:	10.45	MPO: N			FFOS:	0	0	456	0	0	0	
Fund Cat:	Taking Care Of System		Fed:	1,117	State:	279	Local:	0				
Sec Cat:	Thin Lift Overlay	Awd Date:	Fall 17	Anticipated Fed Cat:	S.T.P.							
TIP #:		Future Cost:	0	Estimate Total:	1,396	Payments:	0	0	0	0	0	
County:	St. Clair	Pavement improvements on the southbound lanes from SE 1100 Road to NE 201 Road.				Engineering:	1	1	1	1	51	0
Route:	MO 13					R/W:	0	0	0	0	0	0
Job No.:	7P3034B					Construction:	0	0	0	0	860	0
Length:	1.27	MPO: N			FFOS:	0	0	0	0	0	0	
Fund Cat:	Taking Care Of System		Fed:	732	State:	182	Local:	0				
Sec Cat:	Thin Lift Overlay	Awd Date:	2020	Anticipated Fed Cat:	NHPP							
TIP #:		Future Cost:	0	Estimate Total:	915	Payments:	0	0	0	0	0	
County:	St. Clair	Pavement improvements from 0.5 mile north of NE 1000 Road to SE 1300 Road.				Engineering:	125	34	270	0	0	0
Route:	MO 13					R/W:	0	0	0	0	0	0
Job No.:	7S2232					Construction:	0	0	4,021	0	0	0
Length:	22.60	MPO: N			FFOS:	0	0	0	0	0	0	
Fund Cat:	Taking Care Of System		AC-State:	3,460	State:	865	Local:	0				
Sec Cat:	Low Type Resurfacing	Awd Date:	Fall 17	Anticipated Fed Cat:	NHPP							
TIP #:		Future Cost:	0	Estimate Total:	4,450	Payments:	0	0	0	0	0	

* Subject to the approval of the Transportation Improvement Plan by the governing Metropolitan Planning Organization.



2017-2021 Highway and Bridge Construction Schedule

Construction contingency applied to construction cost in the year the project is awarded.
 Three percent project growth factor compounded annually is applied to right-of-way and construction costs in program years 2, 3, 4, and 5.
 No inflation is applied to the Funding From Other Sources (FFOS) or Payments.
 Engineering includes PE costs, CE costs and R/W incidentals.

						STATE FISCAL YEAR PROJECT BUDGETING						
						Prior Prog.	7/2016-6/2017	7/2017-6/2018	7/2018-6/2019	7/2019-6/2020	7/2020-6/2021	
County:	St. Clair	Pavement and safety improvements from Rte. 52 to Rte. 13.				Engineering:	0	2	15	116	0	0
Route:	RT A					R/W:	0	0	0	0	0	0
Job No.:	7S3183					Construction:	0	0	0	2,019	0	0
Length:	16.95	MPO:	N			FFOS:	0	0	0	0	0	0
Fund Cat:	Taking Care Of System	Fed:	1,722	State:	430	Local:	0					
Sec Cat:	Thin Lift Overlay	Awd Date:	2019	Anticipated Fed Cat:	S.T.P.	Payments:	0	0	0	0	0	0
TIP #:		Future Cost:	0	Estimate Total:	2,152							
County:	St. Clair	Pavement and safety improvements from Bus. 13 to Rte. V.				Engineering:	0	2	2	36	0	0
Route:	RT WW					R/W:	0	0	0	0	0	0
Job No.:	7S3180					Construction:	0	0	0	599	0	0
Length:	4.62	MPO:	N			FFOS:	0	0	0	0	0	0
Fund Cat:	Taking Care Of System	Fed:	512	State:	127	Local:	0					
Sec Cat:	Thin Lift Overlay	Awd Date:	2019	Anticipated Fed Cat:	S.T.P.	Payments:	0	0	0	0	0	0
TIP #:		Future Cost:	0	Estimate Total:	639							
County:	St. Clair	ADA Transition Plan improvements on Rte. WW (Locust, Second and Chestnut Streets) in Osceola. \$268,000 Statewide Transportation Alternatives funds.				Engineering:	0	2	20	41	0	0
Route:	RT WW					R/W:	0	0	2	0	0	0
Job No.:	7S3182					Construction:	0	0	0	425	0	0
Length:	1.05	MPO:	N			FFOS:	0	0	0	268	0	0
Fund Cat:	Taking Care Of System	Fed:	393	State:	97	Local:	0					
Sec Cat:	N- Ada Trans	Awd Date:	2019	Anticipated Fed Cat:	S.T.P.	Payments:	0	0	0	0	0	0
TIP #:		Future Cost:	0	Estimate Total:	490							
County:	Stone	Signal improvements at Kissee Avenue in Kimberling City.				Engineering:	8	2	2	2	2	12
Route:	MO 13					R/W:	0	0	0	0	0	0
Job No.:	8P2391					Construction:	0	0	0	0	0	161
Length:	0.20	MPO:	N			FFOS:	0	0	0	0	0	0
Fund Cat:	Taking Care Of System	Fed:	147	State:	34	Local:	0					
Sec Cat:	Systems Operations	Awd Date:	2021	Anticipated Fed Cat:	NHPP	Payments:	0	0	0	0	0	0
TIP #:		Future Cost:	0	Estimate Total:	189							
County:	Stone	Bridge improvements over Table Rock Lake. Project involves bridge A0588.				Engineering:	0	2	174	394	0	0
Route:	MO 76					R/W:	0	0	0	0	0	0
Job No.:	7P2228B					Construction:	0	0	0	1,927	0	0
Length:	0.12	MPO:	N			FFOS:	0	0	0	0	0	0
Fund Cat:	Taking Care Of System	Fed:	1,999	State:	498	Local:	0					
Sec Cat:	Rehab And Reconst	Awd Date:	2019	Anticipated Fed Cat:	NHPP	Payments:	0	0	0	0	0	0
TIP #:		Future Cost:	0	Estimate Total:	2,497							

* Subject to the approval of the Transportation Improvement Plan by the governing Metropolitan Planning Organization.



2017-2021 Highway and Bridge Construction Schedule

Construction contingency applied to construction cost in the year the project is awarded.
 Three percent project growth factor compounded annually is applied to right-of-way and construction costs in program years 2, 3, 4, and 5.
 No inflation is applied to the Funding From Other Sources (FFOS) or Payments.
 Engineering includes PE costs, CE costs and R/W incidentals.

						STATE FISCAL YEAR PROJECT BUDGETING						
						Prior Prog.	7/2016-6/2017	7/2017-6/2018	7/2018-6/2019	7/2019-6/2020	7/2020-6/2021	
County: Stone	Safety improvements on curves near Deerfoot trail east of Cape Fair.					Engineering:	3	12	0	0	0	0
Route: MO 76						R/W:	0	0	0	0	0	0
Job No.: 7P3098						Construction:	0	85	0	0	0	0
Length: 0.23	MPO: N					FFOS:	0	0	0	0	0	0
Fund Cat: Safety					Fed: 87	State: 10	Local: 0					
Sec Cat: Safety	Awd Date: Fall 16	Anticipated Fed Cat: Safety										
TIP #:	Future Cost: 0	Estimate Total: 100				Payments:	0	0	0	0	0	0
County: Stone	Bridge improvements over Goff Creek. Project involves bridge T0979.					Engineering:	0	74	170	0	0	0
Route: RT V						R/W:	0	0	2	0	0	0
Job No.: 7S3151						Construction:	0	0	799	0	0	0
Length: 0.02	MPO: N					FFOS:	0	0	0	0	0	0
Fund Cat: Taking Care Of System					Fed: 837	State: 208	Local: 0					
Sec Cat: Rehab And Reconst	Awd Date: 2018	Anticipated Fed Cat: NHPP										
TIP #:	Future Cost: 0	Estimate Total: 1,045				Payments:	0	0	0	0	0	0
County: Taney	Safety improvements near Silver Creek Road and at Rte. H.					Engineering:	0	36	0	0	0	0
Route: US 160						R/W:	0	0	0	0	0	0
Job No.: 7P3161						Construction:	0	205	0	0	0	0
Length: 0.54	MPO: N					FFOS:	0	0	0	0	0	0
Fund Cat: Safety					Fed: 217	State: 24	Local: 0					
Sec Cat: Safety	Awd Date: Fall 16	Anticipated Fed Cat: Safety										
TIP #:	Future Cost: 0	Estimate Total: 241				Payments:	0	0	0	0	0	0
County: Taney	Pavement and safety improvements on Rte. 176 from Rte. 160 west junction to Rte. 160 east junction and on Rte. EE from Rte. 176 west junction to Rte. 176 east junction.					Engineering:	0	2	3	39	0	0
Route: MO 176						R/W:	0	0	0	0	0	0
Job No.: 7P3142						Construction:	0	0	0	768	0	0
Length: 6.19	MPO: N					FFOS:	0	0	0	0	0	0
Fund Cat: Taking Care Of System					Fed: 650	State: 162	Local: 0					
Sec Cat: Thin Lift Overlay	Awd Date: 2019	Anticipated Fed Cat: S.T.P.										
TIP #:	Future Cost: 0	Estimate Total: 812				Payments:	0	0	0	0	0	0
County: Taney	ADA Transition Plan improvements from Fernvale Avenue to 0.1 mile east of Laughing Lane in Rockaway Beach. \$122,000 Statewide Transportation Alternatives funds.					Engineering:	0	2	32	35	0	0
Route: MO 176						R/W:	0	0	2	0	0	0
Job No.: 7S3152						Construction:	0	0	0	162	0	0
Length: 0.62	MPO: N					FFOS:	0	0	0	122	0	0
Fund Cat: Taking Care Of System					Fed: 188	State: 45	Local: 0					
Sec Cat: N- Ada Trans	Awd Date: 2019	Anticipated Fed Cat: S.T.P.										
TIP #:	Future Cost: 0	Estimate Total: 233				Payments:	0	0	0	0	0	0

* Subject to the approval of the Transportation Improvement Plan by the governing Metropolitan Planning Organization.



2017-2021 Highway and Bridge Construction Schedule

Construction contingency applied to construction cost in the year the project is awarded.
 Three percent project growth factor compounded annually is applied to right-of-way and construction costs in program years 2, 3, 4, and 5.
 No inflation is applied to the Funding From Other Sources (FFOS) or Payments.
 Engineering includes PE costs, CE costs and R/W incidentals.

						STATE FISCAL YEAR PROJECT BUDGETING						
						Prior Prog.	7/2016-6/2017	7/2017-6/2018	7/2018-6/2019	7/2019-6/2020	7/2020-6/2021	
County: Taney	Pavement improvements from north of Shepherd of the Hills Expressway to Rte. 65 in Branson.					Engineering:	7	52	0	0	0	0
Route: MO 248						R/W:	0	0	0	0	0	
Job No.: 7S3090						Construction:	0	724	0	0	0	
Length: 2.03	MPO: N					FFOS:	0	0	0	0	0	
Fund Cat: Taking Care Of System	AC-State: 621		State: 155	Local: 0		Payments:	0	0	0	0	0	
Sec Cat: Thin Lift Overlay	Awd Date: Fall 16	Anticipated Fed Cat: S.T.P.										
TIP #:	Future Cost: 0	Estimate Total: 783										
County: Taney	Pavement improvements on the Ozark Mountain Highroad from 0.2 mile west of Rte. 65 to Rte. 76.					Engineering:	0	213	0	0	0	
Route: MO 465						R/W:	0	0	0	0	0	
Job No.: 7P3119						Construction:	0	3,406	0	0	0	
Length: 7.61	MPO: N					FFOS:	0	0	0	0	0	
Fund Cat: Taking Care Of System	AC-State: 2,895		State: 724	Local: 0		Payments:	0	0	0	0	0	
Sec Cat: Thin Lift Overlay	Awd Date: Fall 16	Anticipated Fed Cat: NHPP										
TIP #:	Future Cost: 0	Estimate Total: 3,619										
County: Taney	Pavement improvements from 0.9 mile north of Rte. 465 to the Arkansas State line.					Engineering:	5	436	0	0	0	
Route: US 65						R/W:	0	0	0	0	0	
Job No.: 7P3076						Construction:	0	7,027	0	0	0	
Length: 17.01	MPO: N					FFOS:	0	0	0	0	0	
Fund Cat: Taking Care Of System	AC-State: 5,971		State: 1,492	Local: 0		Payments:	0	0	0	0	0	
Sec Cat: Thin Lift Overlay	Awd Date: Fall 16	Anticipated Fed Cat: NHPP Federal Oversight										
TIP #:	Future Cost: 0	Estimate Total: 7,468										
County: Taney	Pavement improvements from south of the Lake Taneycomo bridge to 0.2 mile east of Rte. 65. Project involves bridges J0710 and J0774.					Engineering:	0	28	0	0	0	
Route: BU 65						R/W:	0	0	0	0	0	
Job No.: 7S3102						Construction:	0	359	0	0	0	
Length: 1.38	MPO: N					FFOS:	0	0	0	0	0	
Fund Cat: Taking Care Of System	AC-State: 309		State: 78	Local: 0		Payments:	0	0	0	0	0	
Sec Cat: Thin Lift Overlay	Awd Date: Fall 16	Anticipated Fed Cat: S.T.P.										
TIP #:	Future Cost: 0	Estimate Total: 387										
County: Taney	ADA Transition Plan improvements from Rte. BB to 0.1 mile south of St. James Street in Hollister. Project involves bridge J0774. \$324,000 Statewide Transportation Alternatives funds.					Engineering:	0	114	0	0	0	
Route: BU 65						R/W:	0	2	0	0	0	
Job No.: 7S3106						Construction:	0	405	0	0	0	
Length: 0.53	MPO: N					FFOS:	0	324	0	0	0	
Fund Cat: Taking Care Of System	Fed: 417		State: 104	Local: 0		Payments:	0	0	0	0	0	
Sec Cat: N- Ada Trans	Awd Date: Winter 17	Anticipated Fed Cat: S.T.P.										
TIP #:	Future Cost: 0	Estimate Total: 521										

* Subject to the approval of the Transportation Improvement Plan by the governing Metropolitan Planning Organization.



2017-2021 Highway and Bridge Construction Schedule

Construction contingency applied to construction cost in the year the project is awarded.
 Three percent project growth factor compounded annually is applied to right-of-way and construction costs in program years 2, 3, 4, and 5.
 No inflation is applied to the Funding From Other Sources (FFOS) or Payments.
 Engineering includes PE costs, CE costs and R/W incidentals.

						STATE FISCAL YEAR PROJECT BUDGETING						
						Prior Prog.	7/2016-6/2017	7/2017-6/2018	7/2018-6/2019	7/2019-6/2020	7/2020-6/2021	
County:	Taney	ADA Transition Plan improvements from west of 6th Street to west of Lake Taneycomo in Branson. \$422,000 Statewide Transportation Alternatives funds.				Engineering:	48	232	0	0	0	0
Route:	MO 76					R/W:	0	2	0	0	0	0
Job No.:	7P2193F					Construction:	0	527	0	0	0	0
Length:	0.84	MPO:	N			FFOS:	0	422	0	0	0	0
Fund Cat:	Taking Care Of System	Fed:	609	State:	152	Local:	0					
Sec Cat:	N- Ada Trans	Awd Date:	Winter 17	Anticipated Fed Cat:	S.T.P.	Payments:	0	0	0	0	0	0
TIP #:		Future Cost:	0	Estimate Total:	809							
County:	Taney	Bridge improvements over Kentucky Creek. Project involves bridge X0331.				Engineering:	217	153	0	0	0	0
Route:	MO 76					R/W:	0	2	0	0	0	0
Job No.:	7S3087					Construction:	0	1,272	0	0	0	0
Length:	0.07	MPO:	N			FFOS:	0	0	0	0	0	0
Fund Cat:	Taking Care Of System	Fed:	1,143	State:	284	Local:	0					
Sec Cat:	Rehab And Reconst	Awd Date:	Spring 17	Anticipated Fed Cat:	NHPP	Payments:	0	0	0	0	0	0
TIP #:		Future Cost:	0	Estimate Total:	1,644							
County:	Taney	Bridge improvements over Beaver Creek. Project involves bridge X0355.				Engineering:	343	174	0	0	0	0
Route:	MO 76					R/W:	0	2	0	0	0	0
Job No.:	7S3087B					Construction:	0	1,578	0	0	0	0
Length:	0.10	MPO:	N			FFOS:	0	0	0	0	0	0
Fund Cat:	Taking Care Of System	Fed:	1,404	State:	350	Local:	0					
Sec Cat:	Rehab And Reconst	Awd Date:	Spring 17	Anticipated Fed Cat:	NHPP	Payments:	0	0	0	0	0	0
TIP #:		Future Cost:	0	Estimate Total:	2,097							
County:	Taney	Bridge improvements over Caney Creek. Project involves bridge X0354.				Engineering:	244	143	0	0	0	0
Route:	MO 76					R/W:	0	2	0	0	0	0
Job No.:	7S3087C					Construction:	0	1,192	0	0	0	0
Length:	0.06	MPO:	N			FFOS:	0	0	0	0	0	0
Fund Cat:	Taking Care Of System	Fed:	1,071	State:	266	Local:	0					
Sec Cat:	Rehab And Reconst	Awd Date:	Spring 17	Anticipated Fed Cat:	NHPP	Payments:	0	0	0	0	0	0
TIP #:		Future Cost:	0	Estimate Total:	1,581							
County:	Taney	Pavement and safety improvements from east of Rte. 65 in Branson to Bull Shoals Lake. \$597,000 Open Container Funds.				Engineering:	11	256	0	0	0	0
Route:	MO 76					R/W:	0	0	0	0	0	0
Job No.:	7S3094					Construction:	0	1,813	0	0	0	0
Length:	12.28	MPO:	N			FFOS:	0	597	0	0	0	0
Fund Cat:	Taking Care Of System	Fed:	1,655	State:	414	Local:	0					
Sec Cat:	Thin Lift Overlay	Awd Date:	Fall 16	Anticipated Fed Cat:	S.T.P.	Payments:	0	0	0	0	0	0
TIP #:		Future Cost:	0	Estimate Total:	2,080							

* Subject to the approval of the Transportation Improvement Plan by the governing Metropolitan Planning Organization.



2017-2021 Highway and Bridge Construction Schedule

Construction contingency applied to construction cost in the year the project is awarded.

Three percent project growth factor compounded annually is applied to right-of-way and construction costs in program years 2, 3, 4, and 5.

No inflation is applied to the Funding From Other Sources (FFOS) or Payments.

Engineering includes PE costs, CE costs and R/W incidentals.

						STATE FISCAL YEAR PROJECT BUDGETING						
						Prior Prog.	7/2016-6/2017	7/2017-6/2018	7/2018-6/2019	7/2019-6/2020	7/2020-6/2021	
County: Taney	Payment to Branson for Phase I multimodal improvements on 76 Country Blvd. from Rte. 376 to 6th St. \$413,000 Statewide Transportation Alternatives, \$387,000 Southwest District. To be let by Branson.					Engineering:	122	89	1	1	1	1
Route: MO 76						R/W:	0	0	0	0	0	0
Job No.: 8O2373						Construction:	0	800	0	0	0	0
Length: 4.74	MPO: N					FFOS:	0	413	0	0	0	0
Fund Cat: Flexible & Other	Fed: 715	State: 178	Local: 0			Payments:	0	0	0	0	0	0
Sec Cat: Enhancements	Awd Date: N/A	Anticipated Fed Cat: S.T.P.	Federal Oversight									
TIP #:	Future Cost: 75,001 - 100,000	Estimate Total: 1,015										
County: Taney	Bridge improvements over Bull Shoals Lake. Project involves bridge F0364.					Engineering:	705	1,506	0	0	0	0
Route: MO 76						R/W:	173	0	0	0	0	0
Job No.: 8P2226						Construction:	0	7,357	0	0	0	0
Length: 0.23	MPO: N					FFOS:	0	0	0	0	0	0
Fund Cat: Taking Care Of System	Fed: 7,090	State: 1,773	Local: 0			Payments:	0	0	0	0	0	0
Sec Cat: Rehab And Reconst	Awd Date: Spring 17	Anticipated Fed Cat: NHPP										
TIP #:	Future Cost: 0	Estimate Total: 9,741										
County: Taney	Safety improvements at Lakeshore Drive near Hollister.					Engineering:	6	7	0	0	0	0
Route: MO 76						R/W:	0	0	0	0	0	0
Job No.: 8P2386						Construction:	0	48	0	0	0	0
Length: 0.11	MPO: N					FFOS:	0	0	0	0	0	0
Fund Cat: Safety	Fed: 49	State: 6	Local: 0			Payments:	0	0	0	0	0	0
Sec Cat: Safety	Awd Date: Fall 16	Anticipated Fed Cat: Safety										
TIP #:	Future Cost: 0	Estimate Total: 61										
County: Taney	Intersection improvements at Lakeshore Drive near Hollister.					Engineering:	13	6	0	0	0	0
Route: MO 76						R/W:	0	0	0	0	0	0
Job No.: 8P2402						Construction:	0	76	0	0	0	0
Length: 0.06	MPO: N					FFOS:	0	0	0	0	0	0
Fund Cat: Safety	Fed: 73	State: 9	Local: 0			Payments:	0	0	0	0	0	0
Sec Cat: Safety	Awd Date: Fall 16	Anticipated Fed Cat: Safety										
TIP #:	Future Cost: 0	Estimate Total: 95										
County: Taney	Pavement and safety improvements on Rte. T from Rte. 76 to end of route, on Rte. O from Rte. 160 to end of route and on Rte. Y from Rte. 160 to end of route.					Engineering:	0	15	100	0	0	0
Route: RT T						R/W:	0	0	0	0	0	0
Job No.: 7S3124						Construction:	0	0	1,955	0	0	0
Length: 12.14	MPO: N					FFOS:	0	0	0	0	0	0
Fund Cat: Taking Care Of System	AC-State: 1,656	State: 414	Local: 0			Payments:	0	0	0	0	0	0
Sec Cat: Thin Lift Overlay	Awd Date: Fall 17	Anticipated Fed Cat: S.T.P.										
TIP #:	Future Cost: 0	Estimate Total: 2,070										

* Subject to the approval of the Transportation Improvement Plan by the governing Metropolitan Planning Organization.



2017-2021 Highway and Bridge Construction Schedule

Construction contingency applied to construction cost in the year the project is awarded.
 Three percent project growth factor compounded annually is applied to right-of-way and construction costs in program years 2, 3, 4, and 5.
 No inflation is applied to the Funding From Other Sources (FFOS) or Payments.
 Engineering includes PE costs, CE costs and R/W incidentals.

						STATE FISCAL YEAR PROJECT BUDGETING						
						Prior Prog.	7/2016-6/2017	7/2017-6/2018	7/2018-6/2019	7/2019-6/2020	7/2020-6/2021	
County:	Various	Safety projects at various locations in the rural Southwest District. \$1,615,000 from Statewide Open Container funds.				Engineering:	0	0	0	0	0	
Route:	Various					R/W:	0	0	0	0	0	
Job No.:	0P3020H					Construction:	0	0	0	1,765	0	
Length:	0.00	MPO:	N			FFOS:	0	0	0	1,615	0	
Fund Cat:	Safety	Fed:	1,588	State:	177	Local:	0					
Sec Cat:	Safety	Awd Date:	2020	Anticipated Fed Cat:	Safety							
TIP #:		Future Cost:	0	Estimate Total:	1,765	Payments:	0	0	0	0	0	
County:	Various	Safety projects at various locations in the rural Southwest District. \$1,615,000 from Statewide Open Container funds.				Engineering:	0	0	0	0	0	
Route:	Various					R/W:	0	0	0	0	0	
Job No.:	0P3021H					Construction:	0	0	0	0	1,818	
Length:	0.00	MPO:	N			FFOS:	0	0	0	0	1,615	
Fund Cat:	Safety	Fed:	1,636	State:	182	Local:	0					
Sec Cat:	Safety	Awd Date:	2021	Anticipated Fed Cat:	Safety							
TIP #:		Future Cost:	0	Estimate Total:	1,818	Payments:	0	0	0	0	0	
County:	Various	ADA Transition Plan improvements at various locations in the rural Southwest District. \$1,323,000 from Statewide Transportation Alternatives funds.				Engineering:	0	0	0	0	0	
Route:	Various					R/W:	0	0	0	0	0	
Job No.:	0S3020H					Construction:	0	0	0	0	1,446	
Length:	0.00	MPO:	N			FFOS:	0	0	0	0	1,323	
Fund Cat:	Taking Care Of System	Fed:	1,157	State:	289	Local:	0					
Sec Cat:	N- Ada Trans	Awd Date:	2020	Anticipated Fed Cat:	S.T.P.							
TIP #:		Future Cost:	0	Estimate Total:	1,446	Payments:	0	0	0	0	0	
County:	Various	ADA Transition Plan improvements at various locations in the rural Southwest District. \$1,323,000 from Statewide Transportation Alternatives funds.				Engineering:	0	0	0	0	0	
Route:	Various					R/W:	0	0	0	0	0	
Job No.:	0S3021H					Construction:	0	0	0	0	1,489	
Length:	0.00	MPO:	N			FFOS:	0	0	0	0	1,323	
Fund Cat:	Taking Care Of System	Fed:	1,191	State:	298	Local:	0					
Sec Cat:	N- Ada Trans	Awd Date:	2021	Anticipated Fed Cat:	S.T.P.							
TIP #:		Future Cost:	0	Estimate Total:	1,489	Payments:	0	0	0	0	0	
County:	Various	Job Order Contracting for guard cable and guardrail repair at various locations in the rural Southwest District.				Engineering:	6	1	1	4	36	0
Route:	Various					R/W:	0	0	0	0	0	
Job No.:	7P3008					Construction:	0	0	0	0	557	
Length:	0.00	MPO:	Y			FFOS:	0	0	0	0	0	
Fund Cat:	Taking Care Of System	Fed:	480	State:	119	Local:	0					
Sec Cat:	Routine Maintenance	Awd Date:	2020	Anticipated Fed Cat:	S.T.P.							
TIP #:	20HS-12	Future Cost:	0	Estimate Total:	605	Payments:	0	0	0	0	0	

* Subject to the approval of the Transportation Improvement Plan by the governing Metropolitan Planning Organization.



2017-2021 Highway and Bridge Construction Schedule

Construction contingency applied to construction cost in the year the project is awarded.
 Three percent project growth factor compounded annually is applied to right-of-way and construction costs in program years 2, 3, 4, and 5.
 No inflation is applied to the Funding From Other Sources (FFOS) or Payments.
 Engineering includes PE costs, CE costs and R/W incidentals.

						STATE FISCAL YEAR PROJECT BUDGETING						
						Prior Prog.	7/2016-6/2017	7/2017-6/2018	7/2018-6/2019	7/2019-6/2020	7/2020-6/2021	
County: Various	Chip seal pavement improvements on various routes in the rural Southwest District.					Engineering:	0	101	0	0	0	0
Route: Various	\$1,802,000 District Operations budget.					R/W:	0	0	0	0	0	
Job No.: 7P3166						Construction:	0	1,802	0	0	0	
Length: 0.00	MPO: N					FFOS:	0	1,802	0	0	0	
Fund Cat: Taking Care Of System			AC-State: 1,522	State: 381	Local: 0	Payments:	0	0	0	0	0	
Sec Cat: Preventive Maint	Awd Date: Winter 17	Anticipated Fed Cat: S.T.P.										
TIP #:	Future Cost: 0	Estimate Total: 1,903										
County: Various	Chip seal pavement improvements on various routes in the rural Southwest District.					Engineering:	0	98	0	0	0	
Route: Various	\$1,756,000 District Operations budget.					R/W:	0	0	0	0	0	
Job No.: 7P3167						Construction:	0	1,756	0	0	0	
Length: 0.00	MPO: N					FFOS:	0	1,756	0	0	0	
Fund Cat: Taking Care Of System			AC-State: 1,484	State: 370	Local: 0	Payments:	0	0	0	0	0	
Sec Cat: Preventive Maint	Awd Date: Winter 17	Anticipated Fed Cat: S.T.P.										
TIP #:	Future Cost: 0	Estimate Total: 1,854										
County: Various	Safety improvements at various expressway intersections in the rural Southwest District.					Engineering:	0	2	667	0	0	
Route: Various						R/W:	0	0	0	0	0	
Job No.: 7P3175						Construction:	0	0	5,253	0	0	
Length: 0.00	MPO: N					FFOS:	0	0	0	0	0	
Fund Cat: Safety			Fed: 5,331	State: 591	Local: 0	Payments:	0	0	0	0	0	
Sec Cat: Safety	Awd Date: 2018	Anticipated Fed Cat: Safety										
TIP #:	Future Cost: 0	Estimate Total: 5,922										
County: Various	Intersection improvements at various locations in the rural Southwest District.					Engineering:	0	284	360	0	0	
Route: Various						R/W:	0	100	0	0	0	
Job No.: 7P3187						Construction:	0	0	5,253	0	0	
Length: 0.00	MPO: Y					FFOS:	0	0	0	0	0	
Fund Cat: Flexible & Other			Fed: 4,797	State: 1,200	Local: 0	Payments:	0	0	0	0	0	
Sec Cat: Regional	Awd Date: 2018	Anticipated Fed Cat: S.T.P.										
TIP #:	Future Cost: 0	Estimate Total: 5,997										
County: Various	Pavement improvements on various major routes in the rural Southwest District.					Engineering:	0	2	2	2	92	
Route: Various						R/W:	0	0	0	0	0	
Job No.: 7P3188						Construction:	0	0	0	0	11,480	
Length: 0.00	MPO: N					FFOS:	0	0	0	0	0	
Fund Cat: Taking Care Of System			Fed: 9,696	State: 2,422	Local: 0	Payments:	0	0	0	0	0	
Sec Cat: Thin Lift Overlay	Awd Date: 2021	Anticipated Fed Cat: NHPP										
TIP #:	Future Cost: 0	Estimate Total: 12,118										

* Subject to the approval of the Transportation Improvement Plan by the governing Metropolitan Planning Organization.



2017-2021 Highway and Bridge Construction Schedule

Construction contingency applied to construction cost in the year the project is awarded.
 Three percent project growth factor compounded annually is applied to right-of-way and construction costs in program years 2, 3, 4, and 5.
 No inflation is applied to the Funding From Other Sources (FFOS) or Payments.
 Engineering includes PE costs, CE costs and R/W incidentals.

						STATE FISCAL YEAR PROJECT BUDGETING						
						Prior Prog.	7/2016-6/2017	7/2017-6/2018	7/2018-6/2019	7/2019-6/2020	7/2020-6/2021	
County: Various	Bridge improvements on various routes in the rural Southwest District.					Engineering:	0	2	2	2	474	780
Route: Various						R/W:	0	0	0	0	0	0
Job No.: 7P3190						Construction:	0	0	0	0	0	11,480
Length: 0.00	MPO: N					FFOS:	0	0	0	0	0	0
Fund Cat: Taking Care Of System			Fed: 10,193	State: 2,547	Local: 0	Payments:	0	0	0	0	0	0
Sec Cat: Rehab And Reconst	Awd Date: 2021	Anticipated Fed Cat: NHPP										
TIP #: Future Cost: 0	Estimate Total: 12,740											
County: Various	Bridge improvements on various routes in the rural Southwest District.					Engineering:	0	2	2	237	391	0
Route: Various						R/W:	0	0	0	0	0	0
Job No.: 7P3191						Construction:	0	0	0	0	5,573	0
Length: 0.00	MPO: N					FFOS:	0	0	0	0	0	0
Fund Cat: Taking Care Of System			Fed: 4,965	State: 1,240	Local: 0	Payments:	0	0	0	0	0	0
Sec Cat: Rehab And Reconst	Awd Date: 2020	Anticipated Fed Cat: NHPP										
TIP #: Future Cost: 0	Estimate Total: 6,205											
County: Various	Pavement improvements on major routes in the rural Southwest District.					Engineering:	0	2	2	74	432	0
Route: Various						R/W:	0	0	0	0	0	0
Job No.: 7P3193						Construction:	0	0	0	0	7,802	0
Length: 0.00	MPO: N					FFOS:	0	0	0	0	0	0
Fund Cat: Taking Care Of System			Fed: 6,651	State: 1,661	Local: 0	Payments:	0	0	0	0	0	0
Sec Cat: Thin Lift Overlay	Awd Date: 2020	Anticipated Fed Cat: NHPP										
TIP #: Future Cost: 0	Estimate Total: 8,312											
County: Various	Pavement improvements on various minor routes in the rural Southwest District.					Engineering:	0	2	2	2	42	271
Route: Various						R/W:	0	0	0	0	0	0
Job No.: 7S3189						Construction:	0	0	0	0	0	5,740
Length: 0.00	MPO: N					FFOS:	0	0	0	0	0	0
Fund Cat: Taking Care Of System			Fed: 4,849	State: 1,210	Local: 0	Payments:	0	0	0	0	0	0
Sec Cat: Thin Lift Overlay	Awd Date: 2021	Anticipated Fed Cat: S.T.P.										
TIP #: Future Cost: 0	Estimate Total: 6,059											
County: Various	Job Order Contracting for guard cable and guardrail repair at various locations in the rural Southwest District.					Engineering:	7	2	339	0	0	0
Route: Various						R/W:	0	0	0	0	0	0
Job No.: 8P2240						Construction:	0	0	1,475	0	0	0
Length: 0.00	MPO: Y					FFOS:	0	0	0	0	0	0
Fund Cat: Taking Care Of System			Fed: 1,454	State: 362	Local: 0	Payments:	0	0	0	0	0	0
Sec Cat: Routine Maintenance	Awd Date: 2018	Anticipated Fed Cat: S.T.P.										
TIP #: 20HS-14	Future Cost: 0		Estimate Total: 1,823									

* Subject to the approval of the Transportation Improvement Plan by the governing Metropolitan Planning Organization.



2017-2021 Highway and Bridge Construction Schedule

Construction contingency applied to construction cost in the year the project is awarded.

Three percent project growth factor compounded annually is applied to right-of-way and construction costs in program years 2, 3, 4, and 5.

No inflation is applied to the Funding From Other Sources (FFOS) or Payments.

Engineering includes PE costs, CE costs and R/W incidentals.

						STATE FISCAL YEAR PROJECT BUDGETING							
						Prior Prog.	7/2016-6/2017	7/2017-6/2018	7/2018-6/2019	7/2019-6/2020	7/2020-6/2021		
County:	Vernon	Job Order Contracting for pavement repair from Rte. 54 in Vernon County to I-44 in Jasper County.					Engineering:	0	11	0	0	0	0
Route:	IS 49						R/W:	0	0	0	0	0	0
Job No.:	013003X						Construction:	0	150	0	0	0	0
Length:	55.94	MPO:	N				FFOS:	0	0	0	0	0	0
Fund Cat:	Statewide Interstate And Major Bridge	AC-State:	145	State:	16	Local:	0	Payments:	0	0	0	0	0
Sec Cat:	Preventive Maint	Awd Date:	Winter 17	Anticipated Fed Cat:	NHPP								
TIP #:		Future Cost:	0	Estimate Total:	161								
County:	Vernon	Pavement improvements east of Rte. AA.					Engineering:	2	43	0	0	0	0
Route:	US 54						R/W:	0	0	0	0	0	0
Job No.:	7P3092						Construction:	0	331	0	0	0	0
Length:	0.67	MPO:	N				FFOS:	0	0	0	0	0	0
Fund Cat:	Taking Care Of System	AC-State:	299	State:	75	Local:	0	Payments:	0	0	0	0	0
Sec Cat:	Rehab And Reconst	Awd Date:	Fall 16	Anticipated Fed Cat:	NHPP								
TIP #:		Future Cost:	0	Estimate Total:	376								
County:	Vernon	Pavement improvements on Rte. 54 from Webster Street to I-49 and on Loop 49 through Nevada.					Engineering:	0	2	12	91	0	0
Route:	US 54						R/W:	0	0	0	0	0	0
Job No.:	7P3132						Construction:	0	0	0	1,784	0	0
Length:	5.34	MPO:	N				FFOS:	0	0	0	0	0	0
Fund Cat:	Taking Care Of System	Fed:	1,512	State:	377	Local:	0	Payments:	0	0	0	0	0
Sec Cat:	Thin Lift Overlay	Awd Date:	2019	Anticipated Fed Cat:	NHPP								
TIP #:		Future Cost:	0	Estimate Total:	1,889								
County:	Vernon	ADA Transition Plan improvements at various locations from Webster Street to Woodland Street in Nevada. \$555,000 Statewide Transportation Alternatives funds.					Engineering:	0	10	30	69	0	0
Route:	US 54						R/W:	0	0	2	0	0	0
Job No.:	7P3165						Construction:	0	0	0	734	0	0
Length:	2.98	MPO:	N				FFOS:	0	0	0	555	0	0
Fund Cat:	Taking Care Of System	Fed:	677	State:	168	Local:	0	Payments:	0	0	0	0	0
Sec Cat:	N- Ada Trans	Awd Date:	2019	Anticipated Fed Cat:	S.T.P.								
TIP #:		Future Cost:	0	Estimate Total:	845								
County:	Vernon	Preventive maintenance on bridges in Barton, Dade, Jasper and Vernon counties. Project involves bridges L0307, R0016, T0777, N0392, N0741, R0613 and R0043.					Engineering:	0	153	0	0	0	0
Route:	RT B						R/W:	0	0	0	0	0	0
Job No.:	7P2229C						Construction:	0	919	0	0	0	0
Length:	0.32	MPO:	N				FFOS:	0	0	0	0	0	0
Fund Cat:	Taking Care Of System	Fed:	857	State:	215	Local:	0	Payments:	0	0	0	0	0
Sec Cat:	Preventive Maint	Awd Date:	Winter 17	Anticipated Fed Cat:	NHPP								
TIP #:		Future Cost:	0	Estimate Total:	1,072								

* Subject to the approval of the Transportation Improvement Plan by the governing Metropolitan Planning Organization.



2017-2021 Highway and Bridge Construction Schedule

Construction contingency applied to construction cost in the year the project is awarded.
 Three percent project growth factor compounded annually is applied to right-of-way and construction costs in program years 2, 3, 4, and 5.
 No inflation is applied to the Funding From Other Sources (FFOS) or Payments.
 Engineering includes PE costs, CE costs and R/W incidentals.

						STATE FISCAL YEAR PROJECT BUDGETING						
						Prior Prog.	7/2016-6/2017	7/2017-6/2018	7/2018-6/2019	7/2019-6/2020	7/2020-6/2021	
County: Vernon	Bridge improvements over the West Fork of Clear Creek. Project involves bridge N0772.					Engineering:	81	368	0	0	0	0
Route: RT K						R/W:	0	0	0	0	0	0
Job No.: 7P2228M						Construction:	0	745	0	0	0	0
Length: 0.05	MPO: N					FFOS:	0	0	0	0	0	0
Fund Cat: Taking Care Of System			Fed: 890	State: 223	Local: 0	Payments:	0	0	0	0	0	0
Sec Cat: Rehab And Reconst	Awd Date: Fall 16	Anticipated Fed Cat: NHPP										
TIP #:	Future Cost: 0	Estimate Total: 1,194										
County: Vernon	Bridge improvements over fork of Little Drywood Creek 2.3 miles west of Rte. 71. Project involves bridge R0288.					Engineering:	266	40	51	0	0	0
Route: RT N						R/W:	10	0	0	0	0	0
Job No.: 7S0548						Construction:	0	0	662	0	0	0
Length: 0.05	MPO: N					FFOS:	0	0	0	0	0	0
Fund Cat: Taking Care Of System			Fed: 603	State: 150	Local: 0	Payments:	0	0	0	0	0	0
Sec Cat: Rehab And Reconst	Awd Date: Fall 17	Anticipated Fed Cat: NHPP										
TIP #:	Future Cost: 0	Estimate Total: 1,029										
County: Webster	Job Order Contracting for pavement repair in Webster County.					Engineering:	0	7	0	0	0	0
Route: IS 44						R/W:	0	0	0	0	0	0
Job No.: 0I3003P						Construction:	0	100	0	0	0	0
Length: 20.76	MPO: N					FFOS:	0	0	0	0	0	0
Fund Cat: Statewide Interstate And Major Bridge			Fed: 96	State: 11	Local: 0	Payments:	0	0	0	0	0	0
Sec Cat: Preventive Maint	Awd Date: Winter 17	Anticipated Fed Cat: NHPP										
TIP #:	Future Cost: 0	Estimate Total: 107										
County: Webster	Pavement improvements on disconnected sections from the Greene County line to 2.3 miles east of Rtes. M and J in Conway.					Engineering:	81	486	0	0	0	0
Route: IS 44						R/W:	0	0	0	0	0	0
Job No.: 7I3075						Construction:	0	6,197	0	0	0	0
Length: 24.58	MPO: N					FFOS:	0	0	0	0	0	0
Fund Cat: Statewide Interstate And Major Bridge			Fed: 6,014	State: 669	Local: 0	Payments:	0	0	0	0	0	0
Sec Cat: Preventive Maint	Awd Date: Fall 16	Anticipated Fed Cat: NHPP										
TIP #:	Future Cost: 0	Estimate Total: 6,764										
County: Webster	Safety improvements on the eastbound lanes at Rte. B.					Engineering:	22	77	0	0	0	0
Route: IS 44						R/W:	0	0	0	0	0	0
Job No.: 7I3099						Construction:	0	434	0	0	0	0
Length: 1.33	MPO: N					FFOS:	0	0	0	0	0	0
Fund Cat: Safety			Fed: 460	State: 51	Local: 0	Payments:	0	0	0	0	0	0
Sec Cat: Safety	Awd Date: Fall 16	Anticipated Fed Cat: Safety										
TIP #:	Future Cost: 0	Estimate Total: 533										

* Subject to the approval of the Transportation Improvement Plan by the governing Metropolitan Planning Organization.



2017-2021 Highway and Bridge Construction Schedule

Construction contingency applied to construction cost in the year the project is awarded.
 Three percent project growth factor compounded annually is applied to right-of-way and construction costs in program years 2, 3, 4, and 5.
 No inflation is applied to the Funding From Other Sources (FFOS) or Payments.
 Engineering includes PE costs, CE costs and R/W incidentals.

		STATE FISCAL YEAR PROJECT BUDGETING					
		Prior Prog.	7/2016-6/2017	7/2017-6/2018	7/2018-6/2019	7/2019-6/2020	7/2020-6/2021
County: Webster	Bridge improvements over Finley Creek. Project involves bridge Y0772.	Engineering: 70	273	0	0	0	0
Route: RT BB		R/W: 0	2	0	0	0	0
Job No.: 7P2228J		Construction: 0	546	0	0	0	0
Length: 0.04	MPO: N	FFOS: 0	0	0	0	0	0
Fund Cat: Taking Care Of System	Fed: 657 State: 164 Local: 0	Payments: 0	0	0	0	0	0
Sec Cat: Rehab And Reconst	Awd Date: Winter 17 Anticipated Fed Cat: NHPP						
TIP #:	Future Cost: 0 Estimate Total: 891						
County: Webster	Bridge improvements over the James River and on Rte. B over the James River. Project involves bridges R0345 and X0793.	Engineering: 6	138	142	0	0	0
Route: RT KK		R/W: 0	0	0	0	0	0
Job No.: 7P3044		Construction: 0	0	1,224	0	0	0
Length: 0.11	MPO: N	FFOS: 0	0	0	0	0	0
Fund Cat: Taking Care Of System	Fed: 1,203 State: 301 Local: 0	Payments: 0	0	0	0	0	0
Sec Cat: Rehab And Reconst	Awd Date: Fall 17 Anticipated Fed Cat: NHPP						
TIP #:	Future Cost: 0 Estimate Total: 1,510						
County: Webster	Pavement and safety improvements on Rte. OO from Rte. B to Rte. 38, on Rte. C from Rte. 38 to Rte. 60 and on Rte. BB from Rte. K to Rte. 14 in Douglas County. \$368,000 Open Container funds.	Engineering: 0	2	30	207	0	0
Route: RT OO		R/W: 0	0	0	0	0	0
Job No.: 7S3146		Construction: 0	0	0	3,649	0	0
Length: 24.82	MPO: N	FFOS: 0	0	0	368	0	0
Fund Cat: Taking Care Of System	Fed: 3,111 State: 777 Local: 0	Payments: 0	0	0	0	0	0
Sec Cat: Thin Lift Overlay	Awd Date: 2019 Anticipated Fed Cat: S.T.P.						
TIP #:	Future Cost: 0 Estimate Total: 3,888						
County: Webster	Pavement and safety improvements from Rte. 60 to Rte. U.	Engineering: 0	2	20	0	0	0
Route: RT VV		R/W: 0	0	0	0	0	0
Job No.: 7S3121		Construction: 0	0	375	0	0	0
Length: 3.03	MPO: N	FFOS: 0	0	0	0	0	0
Fund Cat: Taking Care Of System	AC-State: 318 State: 79 Local: 0	Payments: 0	0	0	0	0	0
Sec Cat: Thin Lift Overlay	Awd Date: Fall 17 Anticipated Fed Cat: S.T.P.						
TIP #:	Future Cost: 0 Estimate Total: 397						

* Subject to the approval of the Transportation Improvement Plan by the governing Metropolitan Planning Organization.



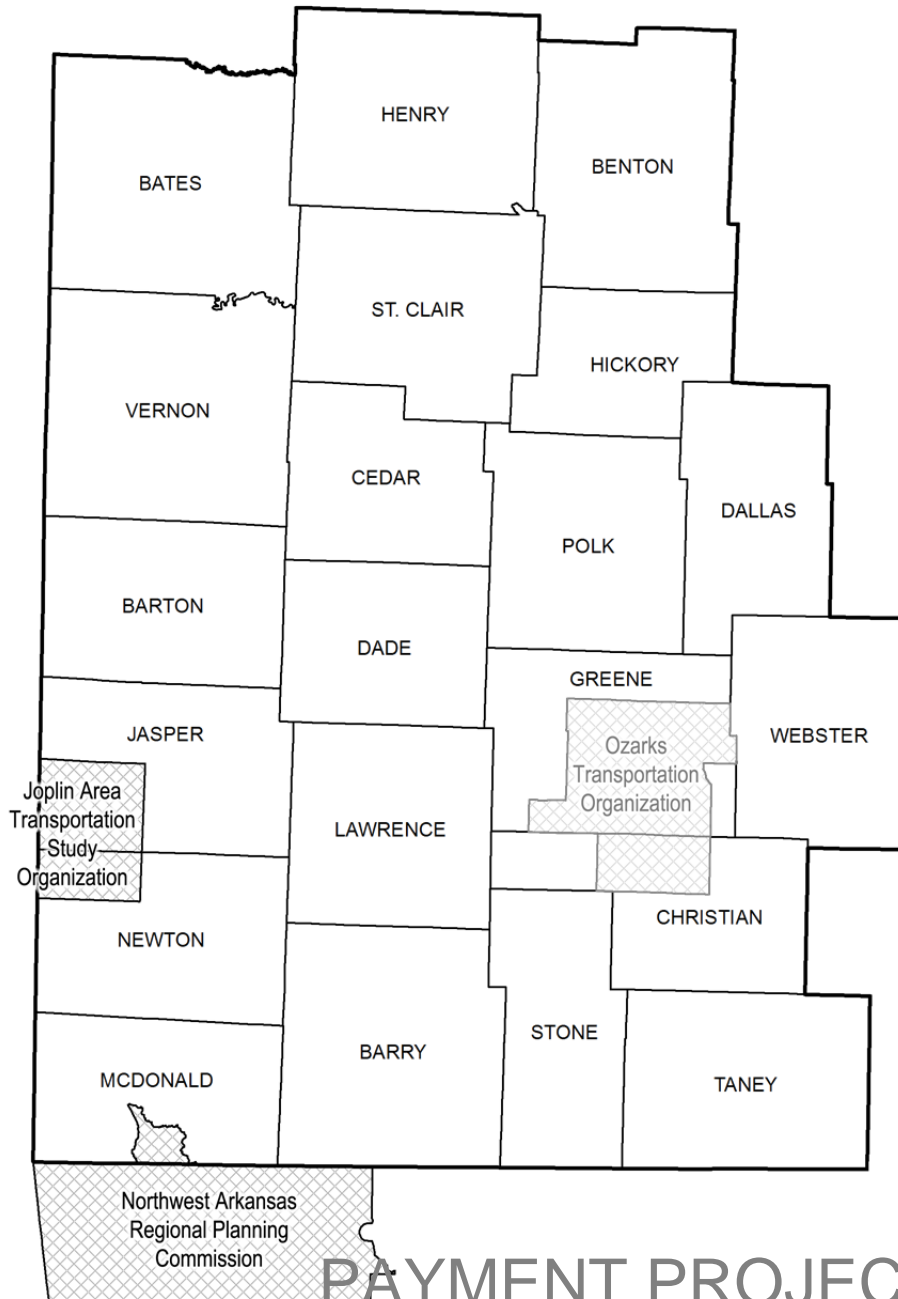
2017-2021 Highway and Bridge Construction Schedule

Construction contingency applied to construction cost in the year the project is awarded.
 Three percent project growth factor compounded annually is applied to right-of-way and construction costs in program years 2, 3, 4, and 5.
 No inflation is applied to the Funding From Other Sources (FFOS) or Payments.
 Engineering includes PE costs, CE costs and R/W incidentals.

STATE FISCAL YEAR PROJECT BUDGETING						
	Prior Prog.	7/2016- 6/2017	7/2017- 6/2018	7/2018- 6/2019	7/2019- 6/2020	7/2020- 6/2021
FFOS:	0	7,446	6,208	2,905	3,033	2,938
Total R/W:	4,793	583	37	6	0	0
Total Construction:	0	85,317	83,990	75,722	38,254	32,168
Paybacks:	0	0	0	0	0	0
Sub-Total:	4,793	85,900	84,027	75,728	38,254	32,168
Total Engineering:	15,038	14,449	8,999	5,550	4,314	1,604
Grand Total:	19,831	100,349	93,026	81,278	42,568	33,772
		2017	2018	2019	2020	2021
State		18,394	15,722	13,410	8,321	6,572
AC-State		29,066	25,704	2,296	0	0
Local		0	0	0	0	0
Sub-total State		47,460	41,426	15,706	8,321	6,572
Federal						
Sub-total Federal		52,889	51,600	65,572	34,247	27,200
Grand Total		100,349	93,026	81,278	42,568	33,772

Project Count: 154

* Subject to the approval of the Transportation Improvement Plan by the governing Metropolitan Planning Organization.



MoDOT's Southwest District

PAYMENT PROJECTS

(Note: The following MoDOT projects are located outside the Springfield Metropolitan Planning area boundary.)



2017-2021 Highway and Bridge Construction Schedule

Construction contingency applied to construction cost in the year the project is awarded.
 Three percent project growth factor compounded annually is applied to right-of-way and construction costs in program years 2, 3, 4, and 5.
 No inflation is applied to the Funding From Other Sources (FFOS) or Payments.
 Engineering includes PE costs, CE costs and R/W incidentals.

						STATE FISCAL YEAR PROJECT BUDGETING					
						Prior Prog.	7/2016-6/2017	7/2017-6/2018	7/2018-6/2019	7/2019-6/2020	7/2020-6/2021
County: Various	Route: Various	Job No.: 5B0800W	Length: 0.00	MPO: N	Payback beginning in SFY 2008 for Safe and Sound bridges in the rural Southwest District.	Engineering:	0	0	0	0	0
Fund Cat: Taking Care Of System	Sec Cat: Rehab And Reconst	Awd Date: N/A	Anticipated Fed Cat: 75,001 - 100,000	Fed: 0	State: 37,755	R/W:	59	0	0	0	0
TIP #: Future Cost:	Estimate Total: 58,086	Local: 0	State: 37,755	Local: 0	State: 37,755	Construction:	0	0	0	0	0
						FFOS:	59	0	0	0	0
						Payments:	20,272	7,551	7,551	7,551	7,551
County: Various	Route: Various	Job No.: 713109	Length: 0.00	MPO: Y	On-call work zone enforcement at various locations in the rural Southwest District.	Engineering:	0	1	3	0	0
Fund Cat: Safety	Sec Cat: Safety	Awd Date: N/A	Anticipated Fed Cat: 75,001 - 100,000	Fed: 26	State: 2	R/W:	0	0	0	0	0
TIP #: Future Cost: 0	Estimate Total: 28	Local: 0	State: 2	Local: 0	State: 2	Construction:	0	0	0	0	0
						FFOS:	0	0	0	0	0
						Payments:	0	0	24	0	0
County: Various	Route: Various	Job No.: 713110	Length: 0.00	MPO: Y	On-call work zone enforcement at various locations in the rural Southwest District.	Engineering:	0	1	1	3	0
Fund Cat: Safety	Sec Cat: Safety	Awd Date: N/A	Anticipated Fed Cat: 75,001 - 100,000	Fed: 27	State: 2	R/W:	0	0	0	0	0
TIP #: Future Cost: 0	Estimate Total: 29	Local: 0	State: 2	Local: 0	State: 2	Construction:	0	0	0	0	0
						FFOS:	0	0	0	0	0
						Payments:	0	0	0	24	0
County: Various	Route: Various	Job No.: 7P3080	Length: 0.00	MPO: Y	On-call work zone enforcement at various locations in the rural Southwest District.	Engineering:	1	3	0	0	0
Fund Cat: Safety	Sec Cat: Safety	Awd Date: N/A	Anticipated Fed Cat: 75,001 - 100,000	Fed: 25	State: 2	R/W:	0	0	0	0	0
TIP #: 02HS-16	Future Cost: 0	Local: 0	State: 2	Local: 0	State: 2	Construction:	0	0	0	0	0
						FFOS:	0	0	0	0	0
						Payments:	0	24	0	0	0
County: Various	Route: Various	Job No.: 7Q3001	Length: 0.00	MPO: Y	Operations and management of Ozarks Traffic ITS in the rural Southwest District.	Engineering:	0	1	0	0	0
Fund Cat: Flexible & Other	Sec Cat: Systems Operations	Awd Date: N/A	Anticipated Fed Cat: 75,001 - 100,000	Fed: 14	State: 3	R/W:	0	0	0	0	0
TIP #: 01ITS-14	Future Cost: 0	Local: 0	State: 3	Local: 0	State: 3	Construction:	0	0	0	0	0
						FFOS:	0	0	0	0	0
						Payments:	0	16	0	0	0

* Subject to the approval of the Transportation Improvement Plan by the governing Metropolitan Planning Organization.



2017-2021 Highway and Bridge Construction Schedule

Construction contingency applied to construction cost in the year the project is awarded.
 Three percent project growth factor compounded annually is applied to right-of-way and construction costs in program years 2, 3, 4, and 5.
 No inflation is applied to the Funding From Other Sources (FFOS) or Payments.
 Engineering includes PE costs, CE costs and R/W incidentals.

		STATE FISCAL YEAR PROJECT BUDGETING						
		Prior Prog.	7/2016-6/2017	7/2017-6/2018	7/2018-6/2019	7/2019-6/2020	7/2020-6/2021	
County: Various	Operations and management of Ozarks Traffic ITS in the rural Southwest District.	Engineering:	0	1	1	0	0	0
Route: Various		R/W:	0	0	0	0	0	0
Job No.: 7Q3112		Construction:	0	0	0	0	0	0
Length: 0.00	MPO: Y	FFOS:	0	0	0	0	0	0
Fund Cat: Flexible & Other	Fed: 15 State: 3 Local: 0	Payments:	0	0	16	0	0	0
Sec Cat: Systems Operations	Awd Date: N/A Anticipated Fed Cat: S.T.P.							
TIP #:	Future Cost: 0 Estimate Total: 18							
County: Various	Operations and management of Ozarks Traffic ITS in the rural Southwest District.	Engineering:	0	1	1	1	0	0
Route: Various		R/W:	0	0	0	0	0	0
Job No.: 7Q3113		Construction:	0	0	0	0	0	0
Length: 0.00	MPO: Y	FFOS:	0	0	0	0	0	0
Fund Cat: Flexible & Other	Fed: 16 State: 3 Local: 0	Payments:	0	0	0	16	0	0
Sec Cat: Systems Operations	Awd Date: N/A Anticipated Fed Cat: S.T.P.							
TIP #:	Future Cost: 0 Estimate Total: 19							

* Subject to the approval of the Transportation Improvement Plan by the governing Metropolitan Planning Organization.



2017-2021 Highway and Bridge Construction Schedule

Construction contingency applied to construction cost in the year the project is awarded.
 Three percent project growth factor compounded annually is applied to right-of-way and construction costs in program years 2, 3, 4, and 5.
 No inflation is applied to the Funding From Other Sources (FFOS) or Payments.
 Engineering includes PE costs, CE costs and R/W incidentals.

STATE FISCAL YEAR PROJECT BUDGETING						
	Prior Prog.	7/2016-6/2017	7/2017-6/2018	7/2018-6/2019	7/2019-6/2020	7/2020-6/2021
FFOS:	59	0	0	0	0	0
Total R/W:	59	0	0	0	0	0
Total Construction:	0	0	0	0	0	0
Paybacks:	20,272	7,591	7,591	7,591	7,551	7,551
Sub-Total:	20,331	7,591	7,591	7,591	7,551	7,551
Total Engineering:	1	8	6	4	0	0
Grand Total:	20,332	7,599	7,597	7,595	7,551	7,551
		2017	2018	2019	2020	2021
State		7,556	7,556	7,556	7,551	7,551
AC-State		0	0	0	0	0
Local		0	0	0	0	0
Sub-total State		7,556	7,556	7,556	7,551	7,551
Federal						
Sub-total Federal		43	41	39	0	0
Grand Total		7,599	7,597	7,595	7,551	7,551

Project Count: 7

* Subject to the approval of the Transportation Improvement Plan by the governing Metropolitan Planning Organization.



2017-2021 Highway and Bridge Construction Schedule

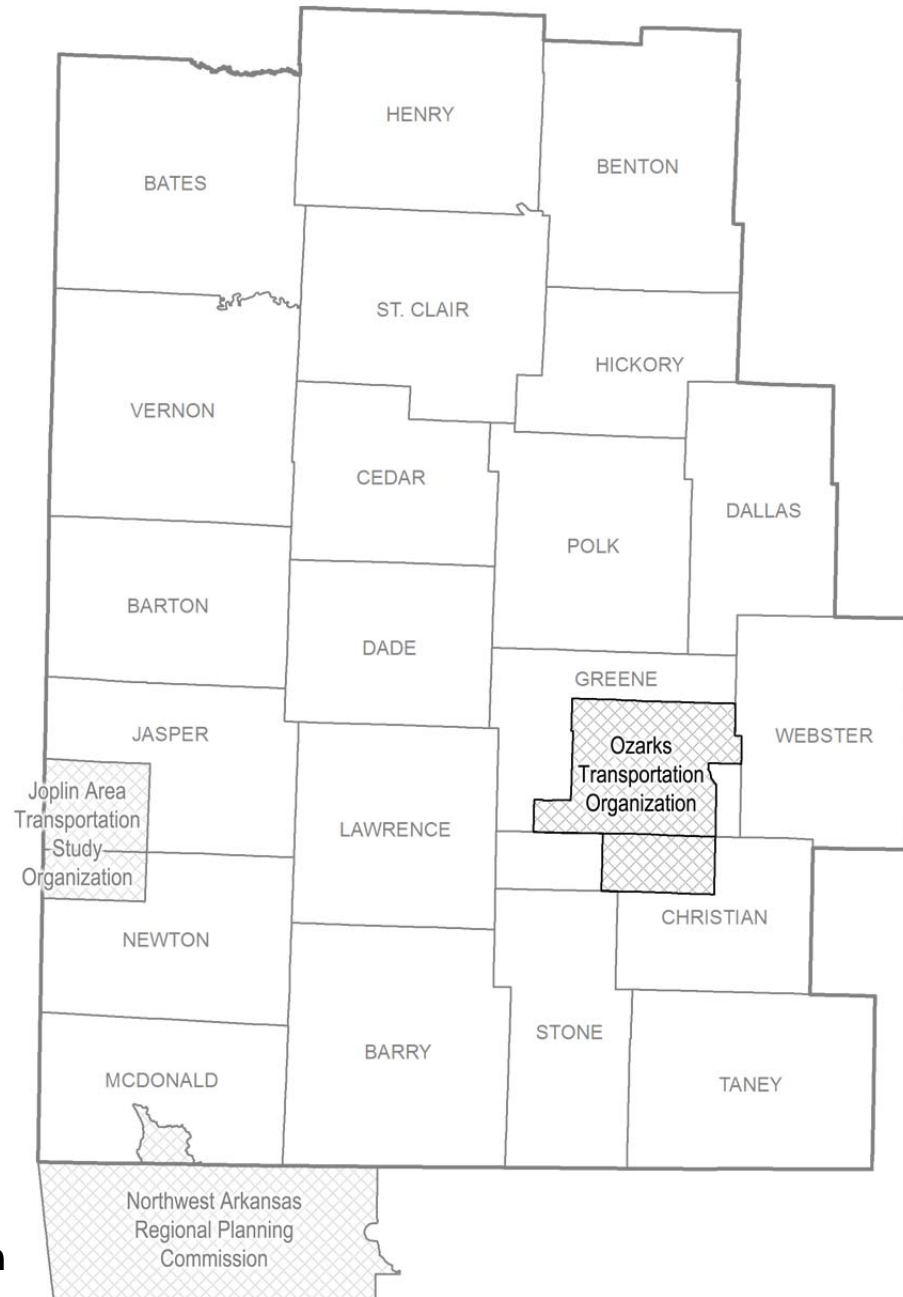
Construction contingency applied to construction cost in the year the project is awarded.
 Three percent project growth factor compounded annually is applied to right-of-way and construction costs in program years 2, 3, 4, and 5.
 No inflation is applied to the Funding From Other Sources (FFOS) or Payments.
 Engineering includes PE costs, CE costs and R/W incidentals.

Southwest NON TMA Total

STATE FISCAL YEAR PROJECT BUDGETING						
	Prior Prog.	7/2016-6/2017	7/2017-6/2018	7/2018-6/2019	7/2019-6/2020	7/2020-6/2021
FFOS:	59	7,446	6,208	2,905	3,033	2,938
Total R/W:	4,852	583	37	6	0	0
Total Construction:	0	85,317	83,990	75,722	38,254	32,168
Paybacks:	20,272	7,591	7,591	7,591	7,551	7,551
Sub-Total:	25,124	93,491	91,618	83,319	45,805	39,719
Total Engineering:	15,039	14,457	9,005	5,554	4,314	1,604
Grand Total:	40,163	107,948	100,623	88,873	50,119	41,323
		2017	2018	2019	2020	2021
State	25,950	23,278	20,966	15,872	14,123	
AC-State	29,066	25,704	2,296	0	0	
Local	0	0	0	0	0	
Sub-total State	55,016	48,982	23,262	15,872	14,123	
Federal						
Sub-total Federal	52,932	51,641	65,611	34,247	27,200	
Grand Total	107,948	100,623	88,873	50,119	41,323	

Project Count: 161

* Subject to the approval of the Transportation Improvement Plan by the governing Metropolitan Planning Organization.



**MoDOT's Southwest District
TMA: Ozarks Transportation Organization**

(Note: The following MoDOT projects are located inside the Springfield Metropolitan Planning area boundary.)



2017-2021 Highway and Bridge Construction Schedule

Construction contingency applied to construction cost in the year the project is awarded.
 Three percent project growth factor compounded annually is applied to right-of-way and construction costs in program years 2, 3, 4, and 5.
 No inflation is applied to the Funding From Other Sources (FFOS) or Payments.
 Engineering includes PE costs, CE costs and R/W incidentals.

						STATE FISCAL YEAR PROJECT BUDGETING						
						Prior Prog.	7/2016-6/2017	7/2017-6/2018	7/2018-6/2019	7/2019-6/2020	7/2020-6/2021	
County:	Christian	Capacity improvements from Fort Street to Ridgcrest Street in Nixa.				Engineering:	0	50	539	300	0	0
Route:	MO 14					R/W:	0	0	1,241	0	0	0
Job No.:	8P0588H					Construction:	0	0	0	6,965	0	0
Length:	0.85	MPO:	Y			FFOS:	0	0	0	0	0	0
Fund Cat:	Flexible & Other	Fed:		7,276	State:	1,819	Local:	0				
Sec Cat:	System Expansion	Awd Date:	2019		Anticipated Fed Cat:	NHPP						
TIP #:		Future Cost:	0		Estimate Total:	9,095						
County:	Christian	Pavement and safety improvements from Rte. W to Rte. OO.				Engineering:	2	76	0	0	0	0
Route:	MO 14					R/W:	0	0	0	0	0	0
Job No.:	8P3057					Construction:	0	536	0	0	0	0
Length:	2.88	MPO:	Y			FFOS:	0	0	0	0	0	0
Fund Cat:	Taking Care Of System	Fed:		490	State:	122	Local:	0				
Sec Cat:	Thin Lift Overlay	Awd Date:	Fall 16		Anticipated Fed Cat:	S.T.P.						
TIP #:	MO1613	Future Cost:	0		Estimate Total:	614						
County:	Christian	Capacity improvements from Rte. M (Nicholas Road) to Estes Street in Nixa.				Engineering:	0	487	322	0	0	0
Route:	MO 14					R/W:	0	1,110	0	0	0	0
Job No.:	8P3093					Construction:	0	0	5,587	0	0	0
Length:	0.00	MPO:	Y			FFOS:	0	0	0	0	0	0
Fund Cat:	Flexible & Other	Fed:		6,006	State:	1,500	Local:	0				
Sec Cat:	Regional	Awd Date:	2018		Anticipated Fed Cat:	S.T.P.						
TIP #:		Future Cost:	0		Estimate Total:	7,506						
County:	Christian	Safety and capacity improvements on Jackson Street from 16th Street to 0.2 mile east of Rte. NN in Ozark. \$835,000 Open Container Funds.				Engineering:	0	20	242	322	0	0
Route:	MO 14					R/W:	0	0	10	0	0	0
Job No.:	8P3096					Construction:	0	0	0	2,839	0	0
Length:	0.88	MPO:	Y			FFOS:	0	0	0	835	0	0
Fund Cat:	Flexible & Other	Fed:		2,747	State:	686	Local:	0				
Sec Cat:	Regional	Awd Date:	2019		Anticipated Fed Cat:	S.T.P.						
TIP #:		Future Cost:	0		Estimate Total:	3,433						
County:	Christian	Safety improvements on the westbound lanes east of Rte. AA.				Engineering:	2	1	1	8	0	0
Route:	US 160					R/W:	0	0	0	0	0	0
Job No.:	8S3064					Construction:	0	0	0	58	0	0
Length:	0.17	MPO:	Y			FFOS:	0	0	0	0	0	0
Fund Cat:	Safety	Fed:		61	State:	7	Local:	0				
Sec Cat:	Safety	Awd Date:	2019		Anticipated Fed Cat:	Safety						
TIP #:		Future Cost:	0		Estimate Total:	70						

* Subject to the approval of the Transportation Improvement Plan by the governing Metropolitan Planning Organization.



2017-2021 Highway and Bridge Construction Schedule

Construction contingency applied to construction cost in the year the project is awarded.
 Three percent project growth factor compounded annually is applied to right-of-way and construction costs in program years 2, 3, 4, and 5.
 No inflation is applied to the Funding From Other Sources (FFOS) or Payments.
 Engineering includes PE costs, CE costs and R/W incidentals.

						STATE FISCAL YEAR PROJECT BUDGETING						
						Prior Prog.	7/2016-6/2017	7/2017-6/2018	7/2018-6/2019	7/2019-6/2020	7/2020-6/2021	
County:	Christian	Roadway improvements from 0.7 mile south of Evans Road to Rte. CC in Ozark. Project involves bridge A3108.				Engineering:	0	50	426	511	0	0
Route:	US 65					R/W:	0	0	0	0	0	
Job No.:	8P0605H					Construction:	0	0	0	7,120	0	
Length:	1.46	MPO:	Y			FFOS:	0	0	0	0	0	
Fund Cat:	Flexible & Other	Fed:	6,486	State:	1,621	Local:	0					
Sec Cat:	System Expansion	Awd Date:	2019	Anticipated Fed Cat:	NHPP	Payments:	0	0	0	0	0	
TIP #:		Future Cost:	0	Estimate Total:	8,107							
County:	Christian	Safety and capacity improvements on South Street from 19th Street to Rte. 14 (3rd Street) in Ozark.				Engineering:	0	425	613	0	0	
Route:	BU 65					R/W:	0	25	0	0	0	
Job No.:	8P3101					Construction:	0	0	5,616	0	0	
Length:	1.06	MPO:	Y			FFOS:	0	0	0	0	0	
Fund Cat:	Flexible & Other	Fed:	5,343	State:	1,336	Local:	0					
Sec Cat:	Regional	Awd Date:	2018	Anticipated Fed Cat:	S.T.P. Federal Oversight	Payments:	0	0	0	0	0	
TIP #:		Future Cost:	0	Estimate Total:	6,679							
County:	Christian	Pavement improvements on disconnected sections from 0.5 mile east of Rte. 160 to Rte. 65.				Engineering:	0	2	27	0	0	
Route:	RT CC					R/W:	0	0	0	0	0	
Job No.:	8S3074					Construction:	0	0	495	0	0	
Length:	4.01	MPO:	Y			FFOS:	0	0	0	0	0	
Fund Cat:	Taking Care Of System	Fed:	420	State:	104	Local:	0					
Sec Cat:	Thin Lift Overlay	Awd Date:	Fall 17	Anticipated Fed Cat:	S.T.P.	Payments:	0	0	0	0	0	
TIP #:		Future Cost:	0	Estimate Total:	524							
County:	Christian	ADA Transition Plan improvements on Rte. CC at Fremont Road in Fremont Hills and on Rte. M from Tori Drive to Butterfield Drive in Nixa. \$77,000 Statewide Transportation Alternatives funds.				Engineering:	0	21	23	0	0	
Route:	RT CC					R/W:	0	2	0	0	0	
Job No.:	8S3077					Construction:	0	0	100	0	0	
Length:	0.62	MPO:	Y			FFOS:	0	0	77	0	0	
Fund Cat:	Taking Care Of System	Fed:	118	State:	28	Local:	0					
Sec Cat:	N- Ada Trans	Awd Date:	2018	Anticipated Fed Cat:	S.T.P.	Payments:	0	0	0	0	0	
TIP #:		Future Cost:	0	Estimate Total:	146							
County:	Christian	Pavement and safety improvements on Rte. JJ from Rte. 14 to Rte. 125 and on Rte. AA from Rte. 160 to end of route.				Engineering:	0	5	41	0	0	
Route:	RT JJ					R/W:	0	0	0	0	0	
Job No.:	8S3076					Construction:	0	0	784	0	0	
Length:	7.21	MPO:	Y			FFOS:	0	0	0	0	0	
Fund Cat:	Taking Care Of System	Fed:	664	State:	166	Local:	0					
Sec Cat:	Thin Lift Overlay	Awd Date:	Fall 17	Anticipated Fed Cat:	S.T.P.	Payments:	0	0	0	0	0	
TIP #:		Future Cost:	0	Estimate Total:	830							

* Subject to the approval of the Transportation Improvement Plan by the governing Metropolitan Planning Organization.



2017-2021 Highway and Bridge Construction Schedule

Construction contingency applied to construction cost in the year the project is awarded.
 Three percent project growth factor compounded annually is applied to right-of-way and construction costs in program years 2, 3, 4, and 5.
 No inflation is applied to the Funding From Other Sources (FFOS) or Payments.
 Engineering includes PE costs, CE costs and R/W incidentals.

						STATE FISCAL YEAR PROJECT BUDGETING						
						Prior Prog.	7/2016-6/2017	7/2017-6/2018	7/2018-6/2019	7/2019-6/2020	7/2020-6/2021	
County: Christian	Pavement improvements from Rte. 14 to Butterfield Road in Nixa.					Engineering:	0	2	15	0	0	0
Route: RT M						R/W:	0	0	0	0	0	
Job No.: 8S3075						Construction:	0	0	279	0	0	
Length: 1.07	MPO: Y					FFOS:	0	0	0	0	0	
Fund Cat: Taking Care Of System	Fed: 237		State: 59	Local: 0		Payments:	0	0	0	0	0	
Sec Cat: Thin Lift Overlay	Awd Date: Fall 17	Anticipated Fed Cat: S.T.P.										
TIP #:	Future Cost: 0	Estimate Total: 296										
County: Greene	Signal improvements on Kansas Expressway at Sunset Street and Walnut Lawn Street in Springfield.					Engineering:	36	2	2	2	7	101
Route: MO 13						R/W:	0	0	0	0	0	0
Job No.: 8P2390						Construction:	0	0	0	0	0	463
Length: 0.40	MPO: Y					FFOS:	0	0	0	0	0	0
Fund Cat: Taking Care Of System	Fed: 463		State: 114	Local: 0		Payments:	0	0	0	0	0	0
Sec Cat: Systems Operations	Awd Date: 2021	Anticipated Fed Cat: NHPP										
TIP #:	Future Cost: 0	Estimate Total: 613										
County: Greene	Pedestrian crossing safety improvements at Rte. 13 (Kansas Expressway) and Grand Street and at Rte. 160 (West Bypass) and Loop 44 (Chestnut Expressway). \$128,000 Statewide Transportation Alternatives funds.					Engineering:	0	150	0	0	0	0
Route: MO 13						R/W:	0	2	0	0	0	0
Job No.: 8P3007D						Construction:	0	305	0	0	0	0
Length: 0.32	MPO: Y					FFOS:	0	128	0	0	0	0
Fund Cat: Flexible & Other	Fed: 367		State: 90	Local: 0		Payments:	0	0	0	0	0	0
Sec Cat: Regional	Awd Date: Winter 17	Anticipated Fed Cat: S.T.P.										
TIP #:	Future Cost: 0	Estimate Total: 457										
County: Greene	Safety improvements on the southbound lanes north of Division Street in Springfield.					Engineering:	2	7	0	0	0	0
Route: MO 13						R/W:	0	0	0	0	0	0
Job No.: 8S3063						Construction:	0	50	0	0	0	0
Length: 0.15	MPO: Y					FFOS:	0	0	0	0	0	0
Fund Cat: Safety	Fed: 51		State: 6	Local: 0		Payments:	0	0	0	0	0	0
Sec Cat: Safety	Awd Date: Fall 16	Anticipated Fed Cat: Safety										
TIP #:	Future Cost: 0	Estimate Total: 59										
County: Greene	Roadway improvements from 0.3 mile west of County Road 94 to 0.4 mile west of I-44.					Engineering:	0	10	10	100	467	801
Route: US 160						R/W:	0	0	0	0	0	0
Job No.: 8P0601B						Construction:	0	0	0	0	0	7,646
Length: 3.44	MPO: Y					FFOS:	0	0	0	0	0	0
Fund Cat: Flexible & Other	Fed: 7,228		State: 1,806	Local: 0		Payments:	0	0	0	0	0	0
Sec Cat: System Expansion	Awd Date: 2021	Anticipated Fed Cat: S.T.P.										
TIP #:	Future Cost: 0	Estimate Total: 9,034										

* Subject to the approval of the Transportation Improvement Plan by the governing Metropolitan Planning Organization.



2017-2021 Highway and Bridge Construction Schedule

Construction contingency applied to construction cost in the year the project is awarded.
 Three percent project growth factor compounded annually is applied to right-of-way and construction costs in program years 2, 3, 4, and 5.
 No inflation is applied to the Funding From Other Sources (FFOS) or Payments.
 Engineering includes PE costs, CE costs and R/W incidentals.

						STATE FISCAL YEAR PROJECT BUDGETING						
						Prior Prog.	7/2016-6/2017	7/2017-6/2018	7/2018-6/2019	7/2019-6/2020	7/2020-6/2021	
County: Greene	Intersection improvements at Rte. AB and at Miller Road in Willard.					Engineering:	60	1	1	1	1	121
Route: US 160						R/W:	0	0	0	0	0	0
Job No.: 8P2389						Construction:	0	0	0	0	0	746
Length: 0.40	MPO: Y					FFOS:	0	0	0	0	0	0
Fund Cat: Taking Care Of System			Fed: 698	State: 173	Local: 0	Payments:	0	0	0	0	0	0
Sec Cat: Systems Operations	Awd Date: 2021	Anticipated Fed Cat: S.T.P.										
TIP #: WI1301	Future Cost: 0	Estimate Total: 931										
County: Greene	Pavement improvements on various sections from Rte. 60 (James River Freeway) to north of Plainview Road.					Engineering:	0	2	21	0	0	0
Route: US 160						R/W:	0	0	0	0	0	0
Job No.: 8P3051B						Construction:	0	0	373	0	0	0
Length: 1.33	MPO: Y					FFOS:	0	0	0	0	0	0
Fund Cat: Taking Care Of System			Fed: 317	State: 79	Local: 0	Payments:	0	0	0	0	0	0
Sec Cat: Thin Lift Overlay	Awd Date: Fall 17	Anticipated Fed Cat: NHPP										
TIP #: 	Future Cost: 0	Estimate Total: 396										
County: Greene	Pavement improvements from north of Plainview Road to 0.4 mile north of Finley Creek.					Engineering:	0	2	40	234	0	0
Route: US 160						R/W:	0	0	0	0	0	0
Job No.: 8P3051C						Construction:	0	0	0	4,674	0	0
Length: 9.06	MPO: Y					FFOS:	0	0	0	0	0	0
Fund Cat: Taking Care Of System			Fed: 3,961	State: 989	Local: 0	Payments:	0	0	0	0	0	0
Sec Cat: Thin Lift Overlay	Awd Date: 2019	Anticipated Fed Cat: NHPP										
TIP #: 	Future Cost: 0	Estimate Total: 4,950										
County: Greene	Pavement and operational improvements on ramps at various locations on Rte. 60 (James River Freeway) from 0.2 mile west of Rte. MM to Rte. 65.					Engineering:	0	511	0	0	0	0
Route: MO 360						R/W:	0	0	0	0	0	0
Job No.: 8P3102						Construction:	0	3,681	0	0	0	0
Length: 12.48	MPO: Y					FFOS:	0	0	0	0	0	0
Fund Cat: Flexible & Other			Fed: 3,354	State: 838	Local: 0	Payments:	0	0	0	0	0	0
Sec Cat: Regional	Awd Date: Spring 17	Anticipated Fed Cat: NHPP										
TIP #: 	Future Cost: 0	Estimate Total: 4,192										
County: Greene	Job Order Contracting for pavement repair in the Ozarks Transportation Organization area.					Engineering:	0	14	0	0	0	0
Route: IS 44						R/W:	0	0	0	0	0	0
Job No.: 0I3003O						Construction:	0	200	0	0	0	0
Length: 21.85	MPO: Y					FFOS:	0	0	0	0	0	0
Fund Cat: Statewide Interstate And Major Bridge			Fed: 193	State: 21	Local: 0	Payments:	0	0	0	0	0	0
Sec Cat: Preventive Maint	Awd Date: Winter 17	Anticipated Fed Cat: NHPP										
TIP #: 	Future Cost: 0	Estimate Total: 214										

* Subject to the approval of the Transportation Improvement Plan by the governing Metropolitan Planning Organization.



2017-2021 Highway and Bridge Construction Schedule

Construction contingency applied to construction cost in the year the project is awarded.
 Three percent project growth factor compounded annually is applied to right-of-way and construction costs in program years 2, 3, 4, and 5.
 No inflation is applied to the Funding From Other Sources (FFOS) or Payments.
 Engineering includes PE costs, CE costs and R/W incidentals.

						STATE FISCAL YEAR PROJECT BUDGETING							
						Prior Prog.	7/2016-6/2017	7/2017-6/2018	7/2018-6/2019	7/2019-6/2020	7/2020-6/2021		
County:	Greene	Pavement improvements on disconnected sections from 0.5 mile east of Rte. 125 in Strafford to the Webster County line.					Engineering:	5	31	0	0	0	0
Route:	IS 44						R/W:	0	0	0	0	0	0
Job No.:	813047						Construction:	0	350	0	0	0	0
Length:	1.50	MPO:	Y				FFOS:	0	0	0	0	0	0
Fund Cat:	Statewide Interstate And Major Bridge	Fed:	343	State:	38	Local:	0	Payments:	0	0	0	0	0
Sec Cat:	Preventive Maint	Awd Date:	Fall 16	Anticipated Fed Cat:	NHPP								
TIP #:	GR1602	Future Cost:	0	Estimate Total:	386								
County:	Greene	Safety improvements on freeway ramps from Rte. 160 (West Bypass) to Rte. H/Loop 44 (Glenstone Avenue).					Engineering:	174	149	0	0	0	0
Route:	IS 44						R/W:	0	0	0	0	0	0
Job No.:	813055						Construction:	0	1,843	0	0	0	0
Length:	5.69	MPO:	Y				FFOS:	0	0	0	0	0	0
Fund Cat:	Safety	Fed:	1,793	State:	199	Local:	0	Payments:	0	0	0	0	0
Sec Cat:	Safety	Awd Date:	Winter 17	Anticipated Fed Cat:	Safety								
TIP #:		Future Cost:	0	Estimate Total:	2,166								
County:	Greene	Pavement improvements on Glenstone Avenue from I-44 to BNSF Railway.					Engineering:	0	2	2	3	48	0
Route:	LP 44						R/W:	0	0	0	0	0	0
Job No.:	8P3050B						Construction:	0	0	0	0	738	0
Length:	2.66	MPO:	Y				FFOS:	0	0	0	0	0	0
Fund Cat:	Taking Care Of System	Fed:	635	State:	158	Local:	0	Payments:	0	0	0	0	0
Sec Cat:	Thin Lift Overlay	Awd Date:	2020	Anticipated Fed Cat:	NHPP								
TIP #:		Future Cost:	0	Estimate Total:	793								
County:	Greene	Pavement improvements on Chestnut Expressway from Lullwood Street to College Street and from Rte. 13 (Kansas Expressway) to 0.1 mile east of Delaware Avenue in Springfield.					Engineering:	7	132	0	0	0	0
Route:	LP 44						R/W:	0	0	0	0	0	0
Job No.:	8S3060						Construction:	0	1,694	0	0	0	0
Length:	5.23	MPO:	Y				FFOS:	0	0	0	0	0	0
Fund Cat:	Taking Care Of System	Fed:	1,461	State:	365	Local:	0	Payments:	0	0	0	0	0
Sec Cat:	Thin Lift Overlay	Awd Date:	Fall 16	Anticipated Fed Cat:	NHPP								
TIP #:		Future Cost:	0	Estimate Total:	1,833								
County:	Greene	Pavement improvements on disconnected sections of Glenstone Avenue from I-44 to Lombard Street in Springfield.					Engineering:	13	252	220	0	0	0
Route:	LP 44						R/W:	0	0	27	0	0	0
Job No.:	8S3061						Construction:	0	0	2,837	0	0	0
Length:	0.48	MPO:	Y				FFOS:	0	0	0	0	0	0
Fund Cat:	Taking Care Of System	Fed:	2,671	State:	665	Local:	0	Payments:	0	0	0	0	0
Sec Cat:	Rehab And Reconst	Awd Date:	Fall 17	Anticipated Fed Cat:	NHPP								
TIP #:		Future Cost:	0	Estimate Total:	3,349								

* Subject to the approval of the Transportation Improvement Plan by the governing Metropolitan Planning Organization.



2017-2021 Highway and Bridge Construction Schedule

Construction contingency applied to construction cost in the year the project is awarded.
 Three percent project growth factor compounded annually is applied to right-of-way and construction costs in program years 2, 3, 4, and 5.
 No inflation is applied to the Funding From Other Sources (FFOS) or Payments.
 Engineering includes PE costs, CE costs and R/W incidentals.

						STATE FISCAL YEAR PROJECT BUDGETING						
						Prior Prog.	7/2016-6/2017	7/2017-6/2018	7/2018-6/2019	7/2019-6/2020	7/2020-6/2021	
County: Greene	Safety improvements on the westbound lanes east of College Road in Springfield.					Engineering:	2	8	0	0	0	0
Route: LP 44						R/W:	0	0	0	0	0	
Job No.: 8S3062						Construction:	0	56	0	0	0	
Length: 0.14	MPO: Y					FFOS:	0	0	0	0	0	
Fund Cat: Safety					Fed: 57	State: 7	Local: 0					
Sec Cat: Safety	Awd Date: Fall 16	Anticipated Fed Cat: Safety					Payments:	0	0	0	0	
TIP #:	Future Cost: 0	Estimate Total: 66										
County: Greene	Intersection improvements at Rte. 125.					Engineering:	35	1	1	1	26	
Route: US 60						R/W:	0	0	0	0	0	
Job No.: 8P2381						Construction:	0	0	0	0	327	
Length: 0.20	MPO: Y					FFOS:	0	0	0	0	0	
Fund Cat: Taking Care Of System					Fed: 285	State: 71	Local: 0					
Sec Cat: Systems Operations	Awd Date: 2020	Anticipated Fed Cat: NHPP					Payments:	0	0	0	0	
TIP #:	Future Cost: 0	Estimate Total: 391										
County: Greene	Pavement improvements on disconnected sections from Rte. 13 (Kansas Expressway) to 0.7 mile west of Rte. 65 in Springfield.					Engineering:	0	39	0	0	0	
Route: US 60						R/W:	0	0	0	0	0	
Job No.: 8P3049B						Construction:	0	490	0	0	0	
Length: 4.68	MPO: Y					FFOS:	0	0	0	0	0	
Fund Cat: Taking Care Of System					Fed: 423	State: 106	Local: 0					
Sec Cat: Preventive Maint	Awd Date: Winter 17	Anticipated Fed Cat: NHPP					Payments:	0	0	0	0	
TIP #:	Future Cost: 0	Estimate Total: 529										
County: Greene	Safety improvements at various intersections on Rtes. 413/60 from Rte. 174 in Republic to 0.5 mile west of Rte. 160 (West Bypass) in Springfield. \$815,000 Open Container Funds.					Engineering:	223	225	0	0	0	
Route: US 60						R/W:	0	0	0	0	0	
Job No.: 8P3056						Construction:	0	3,200	0	0	0	
Length: 6.97	MPO: Y					FFOS:	0	815	0	0	0	
Fund Cat: Safety					Fed: 3,082	State: 343	Local: 0					
Sec Cat: Safety	Awd Date: Spring 17	Anticipated Fed Cat: Safety					Payments:	0	0	0	0	
TIP #:	Future Cost: 0	Estimate Total: 3,648										
County: Greene	Guardrail improvements on James River Freeway from 0.3 mile south of I-44 to Rte. 65.					Engineering:	0	234	0	0	0	
Route: US 60						R/W:	0	0	0	0	0	
Job No.: 8P3094						Construction:	0	1,440	0	0	0	
Length: 13.41	MPO: Y					FFOS:	0	0	0	0	0	
Fund Cat: Taking Care Of System					Fed: 1,339	State: 335	Local: 0					
Sec Cat: Routine Maintenance	Awd Date: Fall 16	Anticipated Fed Cat: NHPP					Payments:	0	0	0	0	
TIP #:	Future Cost: 0	Estimate Total: 1,674										

* Subject to the approval of the Transportation Improvement Plan by the governing Metropolitan Planning Organization.



2017-2021 Highway and Bridge Construction Schedule

Construction contingency applied to construction cost in the year the project is awarded.
 Three percent project growth factor compounded annually is applied to right-of-way and construction costs in program years 2, 3, 4, and 5.
 No inflation is applied to the Funding From Other Sources (FFOS) or Payments.
 Engineering includes PE costs, CE costs and R/W incidentals.

						STATE FISCAL YEAR PROJECT BUDGETING						
						Prior Prog.	7/2016-6/2017	7/2017-6/2018	7/2018-6/2019	7/2019-6/2020	7/2020-6/2021	
County: Greene	Relocate Eastgate Avenue (east outer road) intersection east of Rte. 65. \$1,179,000					Engineering:	77	161	0	0	0	0
Route: OR 65	Springfield, \$100,000 Greene County STP-Urban.					R/W:	0	2	0	0	0	0
Job No.: 8P0850B						Construction:	0	2,458	0	0	0	0
Length: 0.21	MPO: Y					FFOS:	0	1,279	0	0	0	0
Fund Cat: Flexible & Other					Fed: 1,410	State: 32	Local: 1,179					
Sec Cat: System Expansion	Awd Date: Spring 17	Anticipated Fed Cat: S.T.P.				Payments:	0	0	0	0	0	0
TIP #: SP1106	Future Cost: 0	Estimate Total: 2,698										
County: Greene	Railroad crossing grade separation at Chestnut Expressway and BNSF Railway 0.2 mile west of Rte. 65. Project involves bridge A8157. \$3,454,122 Cost Share, \$2,000,000 Springfield, \$2,250,000 STP-Rail, \$2,458,612 Springfield STP-U, \$750,000 GCSA, \$342,877 BNSF Railway.					Engineering:	585	318	0	0	0	0
Route: BU 65						R/W:	4,067	0	0	0	0	0
Job No.: 8P2196						Construction:	0	7,189	0	0	0	0
Length: 0.24	MPO: Y					FFOS:	4,067	7,189	0	0	0	0
Fund Cat: Flexible & Other					Fed: 6,006	State: 1,158	Local: 343					
Sec Cat: System Expansion	Awd Date: Fall 16	Anticipated Fed Cat: NHPP Federal Oversight				Payments:	0	0	0	0	0	0
TIP #: SP1109	Future Cost: 0	Estimate Total: 12,159										
County: Greene	Replace southbound bridge over I-44 in Springfield. Project involves bridge A2071. \$166,134.42 SAFETEA-LU earmark Demo ID MO108.					Engineering:	309	167	463	0	0	0
Route: US 65						R/W:	0	0	0	0	0	0
Job No.: 8P2293						Construction:	0	0	3,612	0	0	0
Length: 0.09	MPO: Y					FFOS:	0	0	0	0	0	0
Fund Cat: Taking Care Of System					Fed: 3,394	State: 848	Local: 0					
Sec Cat: Rehab And Reconst	Awd Date: Fall 17	Anticipated Fed Cat: NHPP Federal Oversight				Payments:	0	0	0	0	0	0
TIP #: SP1112	Future Cost: 0	Estimate Total: 4,551										
County: Greene	Interchange improvements at Rte. YY (Division Street). Project involves twin bridges A1650. \$1,519,395 Cost Share, \$1,823,292 Springfield STP-Urban, \$455,823 Springfield.					Engineering:	224	112	0	0	0	0
Route: US 65						R/W:	1,190	0	0	0	0	0
Job No.: 8P3036						Construction:	0	2,880	0	0	0	0
Length: 1.20	MPO: Y					FFOS:	918	2,880	0	0	0	0
Fund Cat: Flexible & Other					Fed: 2,394	State: 326	Local: 272					
Sec Cat: System Expansion	Awd Date: Spring 17	Anticipated Fed Cat: NHPP Federal Oversight				Payments:	0	0	0	0	0	0
TIP #: SP1415	Future Cost: 0	Estimate Total: 4,406										
County: Greene	Pavement improvements from Rte. 744 (Kearney Street) to Bus. 65 (Chestnut Expressway).					Engineering:	60	430	0	0	0	0
Route: US 65						R/W:	0	0	0	0	0	0
Job No.: 8P3048						Construction:	0	6,188	0	0	0	0
Length: 2.01	MPO: Y					FFOS:	0	0	0	0	0	0
Fund Cat: Taking Care Of System					Fed: 5,294	State: 1,324	Local: 0					
Sec Cat: Thin Lift Overlay	Awd Date: Winter 17	Anticipated Fed Cat: NHPP				Payments:	0	0	0	0	0	0
TIP #: SP1602	Future Cost: 0	Estimate Total: 6,678										

* Subject to the approval of the Transportation Improvement Plan by the governing Metropolitan Planning Organization.



2017-2021 Highway and Bridge Construction Schedule

Construction contingency applied to construction cost in the year the project is awarded.
 Three percent project growth factor compounded annually is applied to right-of-way and construction costs in program years 2, 3, 4, and 5.
 No inflation is applied to the Funding From Other Sources (FFOS) or Payments.
 Engineering includes PE costs, CE costs and R/W incidentals.

						STATE FISCAL YEAR PROJECT BUDGETING						
						Prior Prog.	7/2016-6/2017	7/2017-6/2018	7/2018-6/2019	7/2019-6/2020	7/2020-6/2021	
County:	Greene	Guardrail improvements from Rte. 744 (Kearney Street) to 0.3 mile north of Rte. D (Sunshine Street).				Engineering:	0	71	0	0	0	0
Route:	US 65					R/W:	0	0	0	0	0	
Job No.:	8P3079					Construction:	0	405	0	0	0	
Length:	3.71	MPO:	Y			FFOS:	0	0	0	0	0	
Fund Cat:	Taking Care Of System	Fed:	381	State:	95	Local:	0					
Sec Cat:	Routine Maintenance	Awd Date:	Winter 17	Anticipated Fed Cat:	NHPP	Payments:	0	0	0	0	0	
TIP #:		Future Cost:	0	Estimate Total:	476							
County:	Greene	Guardrail improvements from 0.1 mile north of Valley Water Mill Road to Rte. 744 (Kearney Street) and from 0.3 mile north of Rte. D (Sunshine Street) to Rte. 60.				Engineering:	0	2	29	58	0	0
Route:	US 65					R/W:	0	0	0	0	0	
Job No.:	8P3079B					Construction:	0	0	0	485	0	
Length:	5.44	MPO:	Y			FFOS:	0	0	0	0	0	
Fund Cat:	Taking Care Of System	Fed:	460	State:	114	Local:	0					
Sec Cat:	Routine Maintenance	Awd Date:	2019	Anticipated Fed Cat:	S.T.P.	Payments:	0	0	0	0	0	
TIP #:		Future Cost:	0	Estimate Total:	574							
County:	Greene	Pavement improvements from 0.1 mile north of Valley Water Mill Road to Rte. 744 (Kearney Street) and from 0.5 mile south of Rte. D (Sunshine Street) to Rte. 60 (James River Freeway).				Engineering:	0	10	160	563	0	0
Route:	US 65					R/W:	0	0	0	0	0	
Job No.:	8P3080					Construction:	0	0	0	9,776	0	
Length:	4.68	MPO:	Y			FFOS:	0	0	0	0	0	
Fund Cat:	Taking Care Of System	Fed:	8,407	State:	2,102	Local:	0					
Sec Cat:	Rehab And Reconst	Awd Date:	2019	Anticipated Fed Cat:	NHPP	Federal Oversight						
TIP #:		Future Cost:	0	Estimate Total:	10,509	Payments:	0	0	0	0	0	
County:	Greene	Pavement improvements from Bus. 65 (Chestnut Expressway) to south of Bennett Street.				Engineering:	0	357	0	0	0	0
Route:	US 65					R/W:	0	0	0	0	0	
Job No.:	8P3081					Construction:	0	4,482	0	0	0	
Length:	1.55	MPO:	Y			FFOS:	0	0	0	0	0	
Fund Cat:	Taking Care Of System	Fed:	3,871	State:	968	Local:	0					
Sec Cat:	Rehab And Reconst	Awd Date:	Winter 17	Anticipated Fed Cat:	NHPP	Payments:	0	0	0	0	0	
TIP #:		Future Cost:	0	Estimate Total:	4,839							
County:	Greene	ADA Transition Plan improvements on Eastgate Ave from Rte YY (Division St) to Sunshine St and on Rte YY from Cooper Blvd to Farm Rd 185 in Springfield and on Rte Z from 0.1 mile n/o Long Dr to 0.1 mile s/o Willey St in Willard. \$300,000 Statewide Trans. Alts. funds.				Engineering:	0	2	89	90	0	0
Route:	OR 65					R/W:	0	0	2	0	0	
Job No.:	8S3078					Construction:	0	0	0	431	0	
Length:	3.44	MPO:	Y			FFOS:	0	0	0	300	0	
Fund Cat:	Taking Care Of System	Fed:	492	State:	122	Local:	0					
Sec Cat:	N- Ada Trans	Awd Date:	2019	Anticipated Fed Cat:	S.T.P.	Payments:	0	0	0	0	0	
TIP #:		Future Cost:	0	Estimate Total:	614							

* Subject to the approval of the Transportation Improvement Plan by the governing Metropolitan Planning Organization.



2017-2021 Highway and Bridge Construction Schedule

Construction contingency applied to construction cost in the year the project is awarded.
 Three percent project growth factor compounded annually is applied to right-of-way and construction costs in program years 2, 3, 4, and 5.
 No inflation is applied to the Funding From Other Sources (FFOS) or Payments.
 Engineering includes PE costs, CE costs and R/W incidentals.

						STATE FISCAL YEAR PROJECT BUDGETING						
						Prior Prog.	7/2016-6/2017	7/2017-6/2018	7/2018-6/2019	7/2019-6/2020	7/2020-6/2021	
County: Greene	Pavement and safety improvements on disconnected sections of Eastgate Avenue from Division Street to Sunshine Street.					Engineering:	0	1	1	15	0	0
Route: OR 65						R/W:	0	0	0	0	0	0
Job No.: 8S3085						Construction:	0	0	0	294	0	0
Length: 2.51	MPO: Y					FFOS:	0	0	0	0	0	0
Fund Cat: Taking Care Of System					Fed: 249 State: 62 Local: 0	Payments:	0	0	0	0	0	0
Sec Cat: Thin Lift Overlay	Awd Date: 2019	Anticipated Fed Cat: S.T.P.										
TIP #:	Future Cost: 0	Estimate Total: 311										
County: Greene	ADA Transition Plan improvements on East Kearney Street from Loop 44 (Glenstone Avenue) to Rte. 65. \$212,000 Statewide Transportation Alternatives funds.					Engineering:	0	226	2	0	0	0
Route: MO 744						R/W:	0	2	0	0	0	0
Job No.: 8P3007B						Construction:	0	464	0	0	0	0
Length: 1.95	MPO: Y					FFOS:	0	212	0	0	0	0
Fund Cat: Taking Care Of System					Fed: 556 State: 138 Local: 0	Payments:	0	0	0	0	0	0
Sec Cat: N- Ada Trans	Awd Date: Winter 17	Anticipated Fed Cat: S.T.P.										
TIP #:	Future Cost: 0	Estimate Total: 694										
County: Greene	ADA Transition Plan improvements on West Kearney Street from Rte. 160 (West Bypass) to Rte. 13 (Kansas Expressway). \$155,000 Statewide Transportation Alternatives funds.					Engineering:	0	90	0	0	0	0
Route: MO 744						R/W:	0	2	0	0	0	0
Job No.: 8P3007C						Construction:	0	183	0	0	0	0
Length: 2.00	MPO: Y					FFOS:	0	155	0	0	0	0
Fund Cat: Taking Care Of System					Fed: 220 State: 55 Local: 0	Payments:	0	0	0	0	0	0
Sec Cat: N- Ada Trans	Awd Date: Winter 17	Anticipated Fed Cat: S.T.P.										
TIP #:	Future Cost: 0	Estimate Total: 275										
County: Greene	Pavement improvements on Kearney Street from Rte. 13 (Kansas Expressway) to Loop 44 (Glenstone Avenue).					Engineering:	0	2	2	3	50	0
Route: MO 744						R/W:	0	0	0	0	0	0
Job No.: 8P3050C						Construction:	0	0	0	0	998	0
Length: 2.72	MPO: Y					FFOS:	0	0	0	0	0	0
Fund Cat: Taking Care Of System					Fed: 844 State: 211 Local: 0	Payments:	0	0	0	0	0	0
Sec Cat: Thin Lift Overlay	Awd Date: 2020	Anticipated Fed Cat: NHPP										
TIP #:	Future Cost: 0	Estimate Total: 1,055										
County: Greene	Pavement and safety improvements from Rte. 160 to Rte. 266.					Engineering:	4	113	0	0	0	0
Route: RT AB						R/W:	0	0	0	0	0	0
Job No.: 8S3059						Construction:	0	798	0	0	0	0
Length: 6.10	MPO: Y					FFOS:	0	0	0	0	0	0
Fund Cat: Taking Care Of System					Fed: 728 State: 183 Local: 0	Payments:	0	0	0	0	0	0
Sec Cat: Thin Lift Overlay	Awd Date: Fall 16	Anticipated Fed Cat: S.T.P.										
TIP #:	Future Cost: 0	Estimate Total: 915										

* Subject to the approval of the Transportation Improvement Plan by the governing Metropolitan Planning Organization.



2017-2021 Highway and Bridge Construction Schedule

Construction contingency applied to construction cost in the year the project is awarded.
 Three percent project growth factor compounded annually is applied to right-of-way and construction costs in program years 2, 3, 4, and 5.
 No inflation is applied to the Funding From Other Sources (FFOS) or Payments.
 Engineering includes PE costs, CE costs and R/W incidentals.

						STATE FISCAL YEAR PROJECT BUDGETING						
						Prior Prog.	7/2016-6/2017	7/2017-6/2018	7/2018-6/2019	7/2019-6/2020	7/2020-6/2021	
County: Greene	Pavement and safety improvements from Rte. AB to Rte. 160.					Engineering:	2	138	0	0	0	0
Route: RT EE						R/W:	0	0	0	0	0	
Job No.: 8S3058						Construction:	0	982	0	0	0	
Length: 5.40	MPO: Y					FFOS:	0	0	0	0	0	
Fund Cat: Taking Care Of System	Fed: 897	State: 223	Local: 0			Payments:	0	0	0	0	0	
Sec Cat: Thin Lift Overlay	Awd Date: Fall 16	Anticipated Fed Cat: S.T.P.										
TIP #:	Future Cost: 0	Estimate Total: 1,122										
County: Greene	Bridge improvements on Evans Road over Rte. 65 in Springfield. Project involves bridge A3107.					Engineering:	19	30	111	0	0	
Route: CRD EVANS RD						R/W:	0	0	0	0	0	
Job No.: 8O2397						Construction:	0	0	821	0	0	
Length: 0.07	MPO: Y					FFOS:	0	0	0	0	0	
Fund Cat: Taking Care Of System	Fed: 770	State: 192	Local: 0			Payments:	0	0	0	0	0	
Sec Cat: Rehab And Reconst	Awd Date: 2018	Anticipated Fed Cat: NHPP										
TIP #:	Future Cost: 0	Estimate Total: 981										
County: Greene	Bridge improvements over South Dry Sac Creek. Project involves bridge H0493.					Engineering:	10	286	0	0	0	
Route: RT H						R/W:	0	2	0	0	0	
Job No.: 8S0556						Construction:	0	709	0	0	0	
Length: 0.04	MPO: Y					FFOS:	0	0	0	0	0	
Fund Cat: Taking Care Of System	Fed: 799	State: 198	Local: 0			Payments:	0	0	0	0	0	
Sec Cat: Rehab And Reconst	Awd Date: Winter 17	Anticipated Fed Cat: NHPP										
TIP #:	Future Cost: 0	Estimate Total: 1,007										
County: Greene	Chip seal pavement improvements from Rte. WW to Farm Road 100. \$90,000 District Operations budget.					Engineering:	0	5	0	0	0	
Route: RT H						R/W:	0	0	0	0	0	
Job No.: 8S3090						Construction:	0	90	0	0	0	
Length: 0.00	MPO: Y					FFOS:	0	90	0	0	0	
Fund Cat: Taking Care Of System	Fed: 76	State: 19	Local: 0			Payments:	0	0	0	0	0	
Sec Cat: Preventive Maint	Awd Date: Winter 17	Anticipated Fed Cat: S.T.P.										
TIP #:	Future Cost: 0	Estimate Total: 95										
County: Greene	Pavement improvements from Rte. WW to Rte. KK.					Engineering:	0	1	2	12	0	
Route: RT H						R/W:	0	0	0	0	0	
Job No.: 8S3092						Construction:	0	0	0	202	0	
Length: 0.73	MPO: Y					FFOS:	0	0	0	0	0	
Fund Cat: Taking Care Of System	Fed: 175	State: 42	Local: 0			Payments:	0	0	0	0	0	
Sec Cat: Thin Lift Overlay	Awd Date: 2019	Anticipated Fed Cat: S.T.P.										
TIP #:	Future Cost: 0	Estimate Total: 217										

* Subject to the approval of the Transportation Improvement Plan by the governing Metropolitan Planning Organization.



2017-2021 Highway and Bridge Construction Schedule

Construction contingency applied to construction cost in the year the project is awarded.
 Three percent project growth factor compounded annually is applied to right-of-way and construction costs in program years 2, 3, 4, and 5.
 No inflation is applied to the Funding From Other Sources (FFOS) or Payments.
 Engineering includes PE costs, CE costs and R/W incidentals.

						STATE FISCAL YEAR PROJECT BUDGETING						
						Prior Prog.	7/2016-6/2017	7/2017-6/2018	7/2018-6/2019	7/2019-6/2020	7/2020-6/2021	
County: Greene	Pavement and safety improvements from Carnahan Street to 0.2 mile south of Farm Road 156.					Engineering:	0	1	1	10	0	0
Route: RT MM						R/W:	0	0	0	0	0	
Job No.: 8S3084						Construction:	0	0	0	193	0	
Length: 1.04	MPO: Y					FFOS:	0	0	0	0	0	
Fund Cat: Taking Care Of System					Fed: 164 State: 41 Local: 0	Payments:	0	0	0	0	0	
Sec Cat: Preventive Maint	Awd Date: 2019	Anticipated Fed Cat: S.T.P.										
TIP #:	Future Cost: 0	Estimate Total: 205										
County: Greene	Pavement and safety improvements from 0.2 mile east of Rte. 65 to Rte. 125.					Engineering:	0	2	3	40	0	
Route: RT YY						R/W:	0	0	0	0	0	
Job No.: 8S3082						Construction:	0	0	0	795	0	
Length: 4.67	MPO: Y					FFOS:	0	0	0	0	0	
Fund Cat: Taking Care Of System					Fed: 672 State: 168 Local: 0	Payments:	0	0	0	0	0	
Sec Cat: Thin Lift Overlay	Awd Date: 2019	Anticipated Fed Cat: S.T.P.										
TIP #:	Future Cost: 0	Estimate Total: 840										
County: Greene	Pavement and safety improvements from Farm Road 60 to Rte. 160.					Engineering:	0	1	1	17	0	
Route: RT Z						R/W:	0	0	0	0	0	
Job No.: 8S3083						Construction:	0	0	0	327	0	
Length: 2.55	MPO: Y					FFOS:	0	0	0	0	0	
Fund Cat: Taking Care Of System					Fed: 278 State: 68 Local: 0	Payments:	0	0	0	0	0	
Sec Cat: Thin Lift Overlay	Awd Date: 2019	Anticipated Fed Cat: S.T.P.										
TIP #:	Future Cost: 0	Estimate Total: 346										
County: Various	Safety projects at various locations in the urban Southwest District. \$835,000 from Statewide Open Container funds.					Engineering:	0	0	0	0	0	
Route: Various						R/W:	0	0	0	0	0	
Job No.: 0P3020I						Construction:	0	0	0	0	912	
Length: 0.00	MPO: Y					FFOS:	0	0	0	0	835	
Fund Cat: Safety					Fed: 821 State: 91 Local: 0	Payments:	0	0	0	0	0	
Sec Cat: Safety	Awd Date: 2020	Anticipated Fed Cat: Safety										
TIP #:	Future Cost: 0	Estimate Total: 912										
County: Various	Safety projects at various locations in the urban Southwest District. \$835,000 from Statewide Open Container funds.					Engineering:	0	0	0	0	0	
Route: Various						R/W:	0	0	0	0	0	
Job No.: 0P3021I						Construction:	0	0	0	0	940	
Length: 0.00	MPO: N					FFOS:	0	0	0	0	835	
Fund Cat: Safety					Fed: 846 State: 94 Local: 0	Payments:	0	0	0	0	0	
Sec Cat: Safety	Awd Date: 2021	Anticipated Fed Cat: Safety										
TIP #:	Future Cost: 0	Estimate Total: 940										

* Subject to the approval of the Transportation Improvement Plan by the governing Metropolitan Planning Organization.



2017-2021 Highway and Bridge Construction Schedule

Construction contingency applied to construction cost in the year the project is awarded.
 Three percent project growth factor compounded annually is applied to right-of-way and construction costs in program years 2, 3, 4, and 5.
 No inflation is applied to the Funding From Other Sources (FFOS) or Payments.
 Engineering includes PE costs, CE costs and R/W incidentals.

						STATE FISCAL YEAR PROJECT BUDGETING					
						Prior Prog.	7/2016-6/2017	7/2017-6/2018	7/2018-6/2019	7/2019-6/2020	7/2020-6/2021
County: Various	Route: Various	ADA Transition Plan improvements at various locations in the urban Southwest District.				Engineering:	0	0	0	0	0
Job No.: 0S30201		\$307,000 from Statewide Transportation Alternatives funds.				R/W:	0	0	0	0	
Length: 0.00	MPO: Y				Construction:	0	0	0	0	335	
Fund Cat: Taking Care Of System		Fed: 268	State: 67	Local: 0	FFOS:	0	0	0	0	307	
Sec Cat: N- Ada Trans	Awd Date: 2020	Anticipated Fed Cat: S.T.P.			Payments:	0	0	0	0	0	
TIP #: Future Cost: 0		Estimate Total: 335									
County: Various	Route: Various	ADA Transition Plan improvements at various locations in the urban Southwest District.				Engineering:	0	0	0	0	
Job No.: 0S30211		\$307,000 from Statewide Transportation Alternatives funds.				R/W:	0	0	0	0	
Length: 0.00	MPO: Y				Construction:	0	0	0	0	346	
Fund Cat: Taking Care Of System		Fed: 277	State: 69	Local: 0	FFOS:	0	0	0	0	307	
Sec Cat: N- Ada Trans	Awd Date: 2021	Anticipated Fed Cat: S.T.P.			Payments:	0	0	0	0	0	
TIP #: Future Cost: 0		Estimate Total: 346									
County: Various	Route: Various	Job Order Contracting for guard cable and guardrail repair at various locations in the urban Southwest District.				Engineering:	6	1	146	0	0
Job No.: 8P2243					R/W:	0	0	0	0	0	
Length: 0.00	MPO: Y				Construction:	0	0	626	0	0	
Fund Cat: Taking Care Of System		Fed: 618	State: 155	Local: 0	FFOS:	0	0	0	0	0	
Sec Cat: Routine Maintenance	Awd Date: 2018	Anticipated Fed Cat: S.T.P.			Payments:	0	0	0	0	0	
TIP #: MO1505	Future Cost: 0	Estimate Total: 779									
County: Various	Route: Various	Job Order Contracting for guard cable and guardrail repair at various locations in the urban Southwest District.				Engineering:	6	1	1	2	13
Job No.: 8P3009					R/W:	0	0	0	0	0	
Length: 0.00	MPO: Y				Construction:	0	0	0	0	191	
Fund Cat: Taking Care Of System		Fed: 168	State: 40	Local: 0	FFOS:	0	0	0	0	0	
Sec Cat: Routine Maintenance	Awd Date: 2020	Anticipated Fed Cat: S.T.P.			Payments:	0	0	0	0	0	
TIP #: MO1705	Future Cost: 0	Estimate Total: 214									
County: Various	Route: Various	Intersection improvements at various locations in the urban Southwest District.				Engineering:	0	10	10	330	459
Job No.: 8P3087					R/W:	0	0	0	318	0	
Length: 0.00	MPO: Y				Construction:	0	0	0	0	5,127	
Fund Cat: Flexible & Other		Fed: 5,003	State: 1,251	Local: 0	FFOS:	0	0	0	0	0	
Sec Cat: Regional	Awd Date: 2020	Anticipated Fed Cat: NHPP			Payments:	0	0	0	0	0	
TIP #: Future Cost: 0		Estimate Total: 6,254									

* Subject to the approval of the Transportation Improvement Plan by the governing Metropolitan Planning Organization.



2017-2021 Highway and Bridge Construction Schedule

Construction contingency applied to construction cost in the year the project is awarded.
 Three percent project growth factor compounded annually is applied to right-of-way and construction costs in program years 2, 3, 4, and 5.
 No inflation is applied to the Funding From Other Sources (FFOS) or Payments.
 Engineering includes PE costs, CE costs and R/W incidentals.

						STATE FISCAL YEAR PROJECT BUDGETING						
						Prior Prog.	7/2016-6/2017	7/2017-6/2018	7/2018-6/2019	7/2019-6/2020	7/2020-6/2021	
County: Various	Intersection improvements at various locations in the urban Southwest District.					Engineering:	0	260	549	0	0	0
Route: Various						R/W:	0	300	0	0	0	0
Job No.: 8P3088						Construction:	0	0	4,833	0	0	0
Length: 0.00	MPO: Y					FFOS:	0	0	0	0	0	0
Fund Cat: Flexible & Other					Fed: 4,753	State: 1,189	Local: 0					
Sec Cat: Regional	Awd Date: 2018	Anticipated Fed Cat: NHPP										
TIP #:	Future Cost: 0	Estimate Total: 5,942			Payments:	0	0	0	0	0	0	0
County: Various	Pavement improvements on major routes in the urban Southwest District.					Engineering:	0	2	2	74	432	0
Route: Various						R/W:	0	0	0	0	0	0
Job No.: 8P3089						Construction:	0	0	0	0	8,917	0
Length: 0.00	MPO: Y					FFOS:	0	0	0	0	0	0
Fund Cat: Taking Care Of System					Fed: 7,543	State: 1,884	Local: 0					
Sec Cat: Thin Lift Overlay	Awd Date: 2020	Anticipated Fed Cat: NHPP										
TIP #:	Future Cost: 0	Estimate Total: 9,427			Payments:	0	0	0	0	0	0	0
County: Various	Safety improvements at various expressway intersections in the urban Southwest District.					Engineering:	0	2	667	0	0	0
Route: Various	\$860,000 Open Container funds.					R/W:	0	0	0	0	0	0
Job No.: 8P3091						Construction:	0	0	5,253	0	0	0
Length: 0.00	MPO: Y					FFOS:	0	0	860	0	0	0
Fund Cat: Safety					Fed: 5,331	State: 591	Local: 0					
Sec Cat: Safety	Awd Date: 2018	Anticipated Fed Cat: Safety										
TIP #:	Future Cost: 0	Estimate Total: 5,922			Payments:	0	0	0	0	0	0	0
County: Various	Pavement improvements on major routes in the urban Southwest District.					Engineering:	0	2	2	2	42	271
Route: Various						R/W:	0	0	0	0	0	0
Job No.: 8P3097						Construction:	0	0	0	0	0	5,740
Length: 0.00	MPO: Y					FFOS:	0	0	0	0	0	0
Fund Cat: Taking Care Of System					Fed: 4,849	State: 1,210	Local: 0					
Sec Cat: Thin Lift Overlay	Awd Date: 2021	Anticipated Fed Cat: NHPP										
TIP #:	Future Cost: 0	Estimate Total: 6,059			Payments:	0	0	0	0	0	0	0
County: Various	Intersection improvements to off-set left turns at various intersections in the urban Southwest District.					Engineering:	0	252	0	0	0	0
Route: Various						R/W:	0	0	0	0	0	0
Job No.: 8P3100						Construction:	0	1,773	0	0	0	0
Length: 0.00	MPO: Y					FFOS:	0	0	0	0	0	0
Fund Cat: Safety					Fed: 1,823	State: 202	Local: 0					
Sec Cat: Urban Safety	Awd Date: Winter 17	Anticipated Fed Cat: Safety										
TIP #:	Future Cost: 0	Estimate Total: 2,025			Payments:	0	0	0	0	0	0	0

* Subject to the approval of the Transportation Improvement Plan by the governing Metropolitan Planning Organization.



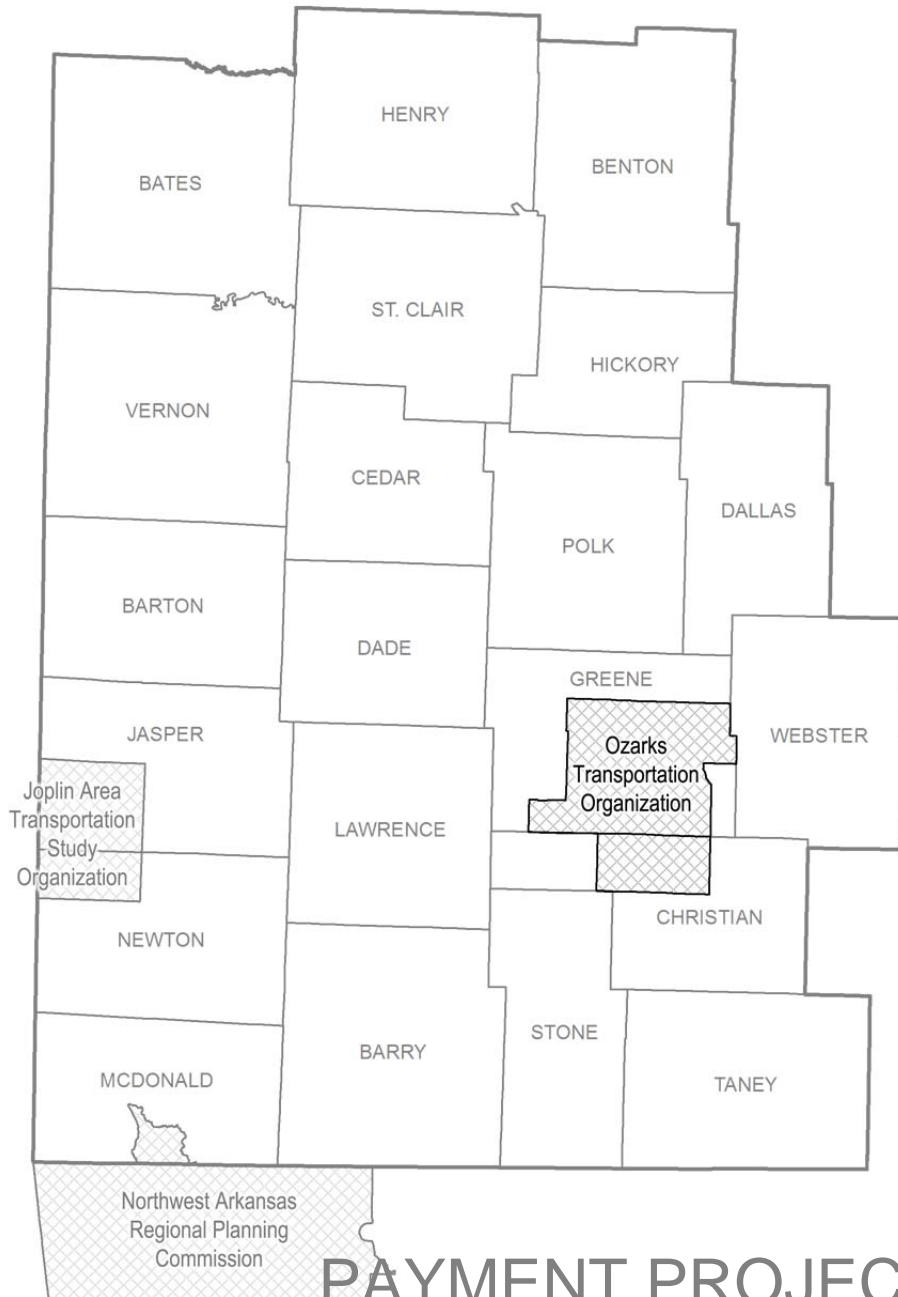
2017-2021 Highway and Bridge Construction Schedule

Construction contingency applied to construction cost in the year the project is awarded.
 Three percent project growth factor compounded annually is applied to right-of-way and construction costs in program years 2, 3, 4, and 5.
 No inflation is applied to the Funding From Other Sources (FFOS) or Payments.
 Engineering includes PE costs, CE costs and R/W incidentals.

STATE FISCAL YEAR PROJECT BUDGETING						
	Prior Prog.	7/2016-6/2017	7/2017-6/2018	7/2018-6/2019	7/2019-6/2020	7/2020-6/2021
FFOS:	4,985	12,748	937	1,135	1,142	1,142
Total R/W:	5,257	1,447	1,280	318	0	0
Total Construction:	0	42,446	31,216	34,159	17,545	15,881
Paybacks:	0	0	0	0	0	0
Sub-Total:	5,257	43,893	32,496	34,477	17,545	15,881
Total Engineering:	1,863	5,967	4,787	2,698	1,545	1,294
Grand Total:	7,120	49,860	37,283	37,175	19,090	17,175
		2017	2018	2019	2020	2021
State		8,036	6,857	7,426	3,724	3,340
AC-State		0	0	0	0	0
Local		1,794	0	0	0	0
Sub-total State		9,830	6,857	7,426	3,724	3,340
Federal						
Sub-total Federal		40,030	30,426	29,749	15,366	13,835
Grand Total		49,860	37,283	37,175	19,090	17,175

Project Count: 65

* Subject to the approval of the Transportation Improvement Plan by the governing Metropolitan Planning Organization.



**MoDOT's Southwest District
TMA: Ozarks Transportation Organization**

PAYMENT PROJECTS

(Note: The following MoDOT projects are located inside the Springfield Metropolitan Planning area boundary.)



2017-2021 Highway and Bridge Construction Schedule

Construction contingency applied to construction cost in the year the project is awarded.
 Three percent project growth factor compounded annually is applied to right-of-way and construction costs in program years 2, 3, 4, and 5.
 No inflation is applied to the Funding From Other Sources (FFOS) or Payments.
 Engineering includes PE costs, CE costs and R/W incidentals.

						STATE FISCAL YEAR PROJECT BUDGETING						
						Prior Prog.	7/2016-6/2017	7/2017-6/2018	7/2018-6/2019	7/2019-6/2020	7/2020-6/2021	
County: Various	Payback beginning in SFY 2008 for Safe and Sound bridges in the urban Southwest District.					Engineering:	0	0	0	0	0	0
Route: Various						R/W:	7	0	0	0	0	0
Job No.: 5B0800X						Construction:	0	0	0	0	0	0
Length: 0.00	MPO: Y	Fed: 0		State: 1,420	Local: 0	FFOS:	7	0	0	0	0	0
Fund Cat: Taking Care Of System	Awd Date: N/A Anticipated Fed Cat:					Payments:	1,718	284	284	284	284	284
Sec Cat: Rehab And Reconst	Future Cost: 2,001 - 5,000 Estimate Total: 3,145											
TIP #: MO1105						Engineering:	0	1	3	0	0	0
County: Various	On-call work zone enforcement at various locations in the urban Southwest District.					R/W:	0	0	0	0	0	0
Route: Various						Construction:	0	0	0	0	0	0
Job No.: 8I3070						FFOS:	0	0	0	0	0	0
Length: 0.00	MPO: Y	Fed: 36		State: 4	Local: 0	Payments:	0	0	36	0	0	0
Fund Cat: Safety	Awd Date: N/A Anticipated Fed Cat: Safety											
Sec Cat: Safety	Future Cost: 0 Estimate Total: 40											
TIP #: MO1105						Engineering:	0	2	2	4	0	0
County: Various	On-call work zone enforcement at various locations in the urban Southwest District.					R/W:	0	0	0	0	0	0
Route: Various						Construction:	0	0	0	0	0	0
Job No.: 8I3071						FFOS:	0	0	0	0	0	0
Length: 0.00	MPO: Y	Fed: 40		State: 4	Local: 0	Payments:	0	0	0	36	0	0
Fund Cat: Safety	Awd Date: N/A Anticipated Fed Cat: Safety											
Sec Cat: Safety	Future Cost: 0 Estimate Total: 44											
TIP #: MO1105						Engineering:	1	3	0	0	0	0
County: Various	On-call work zone enforcement at various locations in the urban Southwest District.					R/W:	0	0	0	0	0	0
Route: Various						Construction:	0	0	0	0	0	0
Job No.: 8P3054						FFOS:	0	0	0	0	0	0
Length: 0.00	MPO: Y	Fed: 35		State: 4	Local: 0	Payments:	0	36	0	0	0	0
Fund Cat: Safety	Awd Date: N/A Anticipated Fed Cat: Safety											
Sec Cat: Safety	Future Cost: 0 Estimate Total: 40											
TIP #: MO1608						Engineering:	0	1	0	0	0	0
County: Various	Operations and management of Ozarks Traffic ITS in the urban Southwest District.					R/W:	0	0	0	0	0	0
Route: Various						Construction:	0	0	0	0	0	0
Job No.: 8Q3001						FFOS:	0	0	0	0	0	0
Length: 0.00	MPO: Y	Fed: 235		State: 59	Local: 0	Payments:	0	293	0	0	0	0
Fund Cat: Flexible & Other	Awd Date: N/A Anticipated Fed Cat: S.T.P.											
Sec Cat: Systems Operations	Future Cost: 0 Estimate Total: 294											
TIP #: MO1701												

* Subject to the approval of the Transportation Improvement Plan by the governing Metropolitan Planning Organization.



2017-2021 Highway and Bridge Construction Schedule

Construction contingency applied to construction cost in the year the project is awarded.
 Three percent project growth factor compounded annually is applied to right-of-way and construction costs in program years 2, 3, 4, and 5.
 No inflation is applied to the Funding From Other Sources (FFOS) or Payments.
 Engineering includes PE costs, CE costs and R/W incidentals.

						STATE FISCAL YEAR PROJECT BUDGETING						
						Prior Prog.	7/2016-6/2017	7/2017-6/2018	7/2018-6/2019	7/2019-6/2020	7/2020-6/2021	
County: Various	Operations and management of Ozarks Traffic ITS in the urban Southwest District.					Engineering:	0	1	1	0	0	0
Route: Various						R/W:	0	0	0	0	0	0
Job No.: 8Q3072						Construction:	0	0	0	0	0	0
Length: 0.00	MPO: Y					FFOS:	0	0	0	0	0	0
Fund Cat: Flexible & Other					Fed: 236	State: 59	Local: 0					
Sec Cat: Systems Operations	Awd Date: N/A	Anticipated Fed Cat: S.T.P.										
TIP #:	Future Cost: 0	Estimate Total: 295			Payments:	0	0	293	0	0	0	
County: Various	Operations and management of Ozarks Traffic ITS in the urban Southwest District.					Engineering:	0	1	1	1	0	0
Route: Various						R/W:	0	0	0	0	0	0
Job No.: 8Q3073						Construction:	0	0	0	0	0	0
Length: 0.00	MPO: Y					FFOS:	0	0	0	0	0	0
Fund Cat: Flexible & Other					Fed: 237	State: 59	Local: 0					
Sec Cat: Systems Operations	Awd Date: N/A	Anticipated Fed Cat: S.T.P.										
TIP #:	Future Cost: 0	Estimate Total: 296			Payments:	0	0	0	293	0	0	

* Subject to the approval of the Transportation Improvement Plan by the governing Metropolitan Planning Organization.



2017-2021 Highway and Bridge Construction Schedule

Construction contingency applied to construction cost in the year the project is awarded.
 Three percent project growth factor compounded annually is applied to right-of-way and construction costs in program years 2, 3, 4, and 5.
 No inflation is applied to the Funding From Other Sources (FFOS) or Payments.
 Engineering includes PE costs, CE costs and R/W incidentals.

STATE FISCAL YEAR PROJECT BUDGETING						
	Prior Prog.	7/2016-6/2017	7/2017-6/2018	7/2018-6/2019	7/2019-6/2020	7/2020-6/2021
FFOS:	7	0	0	0	0	0
Total R/W:	7	0	0	0	0	0
Total Construction:	0	0	0	0	0	0
Paybacks:	1,718	613	613	613	284	284
Sub-Total:	1,725	613	613	613	284	284
Total Engineering:	1	9	7	5	0	0
Grand Total:	1,726	622	620	618	284	284
		2017	2018	2019	2020	2021
State		347	347	347	284	284
AC-State		0	0	0	0	0
Local		0	0	0	0	0
Sub-total State		347	347	347	284	284
Federal						
Sub-total Federal		275	273	271	0	0
Grand Total		622	620	618	284	284

Project Count: 7

* Subject to the approval of the Transportation Improvement Plan by the governing Metropolitan Planning Organization.



2017-2021 Highway and Bridge Construction Schedule

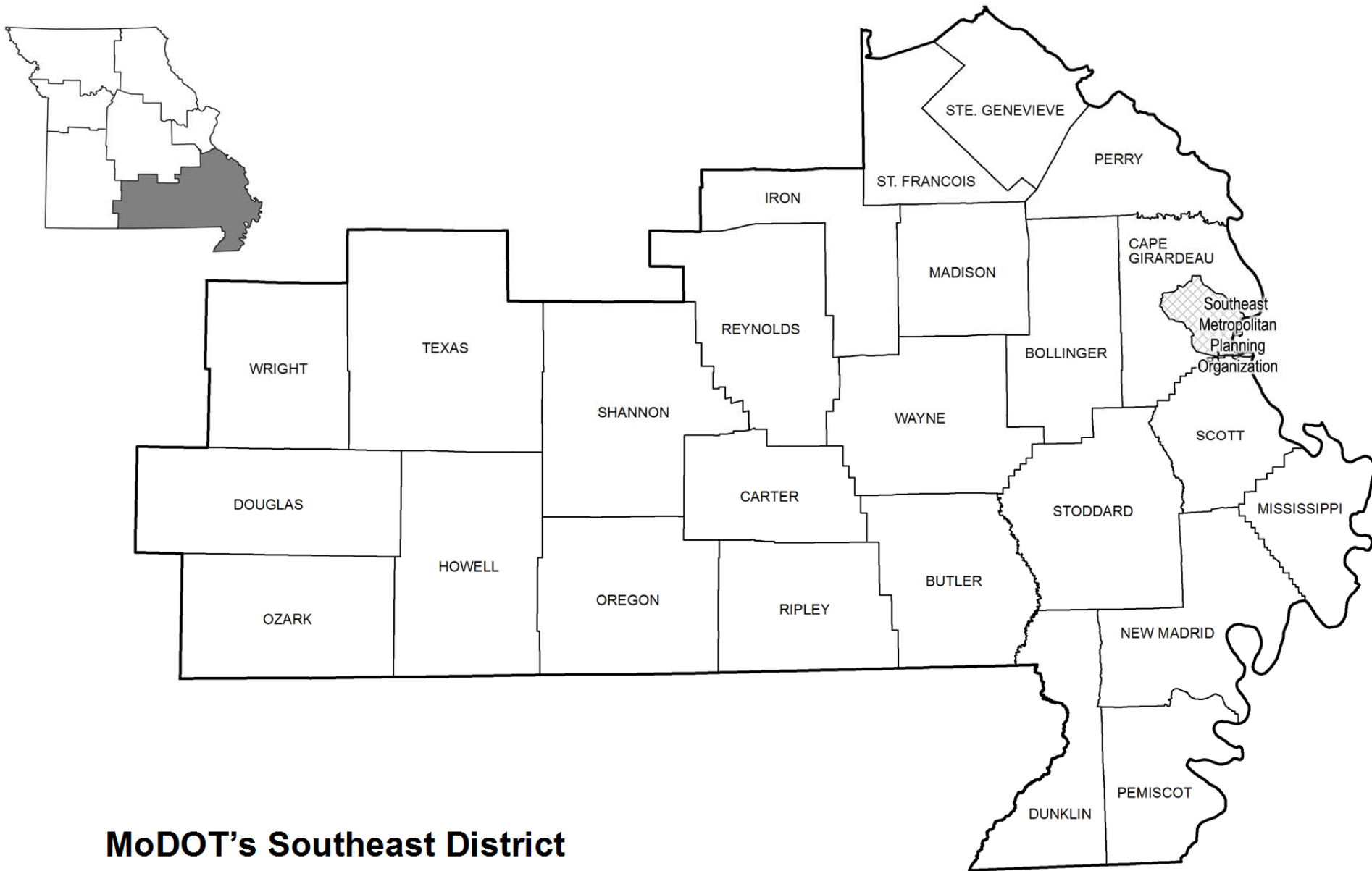
Construction contingency applied to construction cost in the year the project is awarded.
 Three percent project growth factor compounded annually is applied to right-of-way and construction costs in program years 2, 3, 4, and 5.
 No inflation is applied to the Funding From Other Sources (FFOS) or Payments.
 Engineering includes PE costs, CE costs and R/W incidentals.

Southwest TMA Total

STATE FISCAL YEAR PROJECT BUDGETING						
	Prior Prog.	7/2016-6/2017	7/2017-6/2018	7/2018-6/2019	7/2019-6/2020	7/2020-6/2021
FFOS:	4,992	12,748	937	1,135	1,142	1,142
Total R/W:	5,264	1,447	1,280	318	0	0
Total Construction:	0	42,446	31,216	34,159	17,545	15,881
Paybacks:	1,718	613	613	613	284	284
Sub-Total:	6,982	44,506	33,109	35,090	17,829	16,165
Total Engineering:	1,864	5,976	4,794	2,703	1,545	1,294
Grand Total:	8,846	50,482	37,903	37,793	19,374	17,459
		2017	2018	2019	2020	2021
State	8,383	7,204	7,773	4,008	3,624	
AC-State	0	0	0	0	0	
Local	1,794	0	0	0	0	
Sub-total State	10,177	7,204	7,773	4,008	3,624	
Federal						
Sub-total Federal	40,305	30,699	30,020	15,366	13,835	
Grand Total	50,482	37,903	37,793	19,374	17,459	

Project Count: 72

* Subject to the approval of the Transportation Improvement Plan by the governing Metropolitan Planning Organization.



MoDOT's Southeast District



2017-2021 Highway and Bridge Construction Schedule

Construction contingency applied to construction cost in the year the project is awarded.
 Three percent project growth factor compounded annually is applied to right-of-way and construction costs in program years 2, 3, 4, and 5.
 No inflation is applied to the Funding From Other Sources (FFOS) or Payments.
 Engineering includes PE costs, CE costs and R/W incidentals.

						STATE FISCAL YEAR PROJECT BUDGETING						
						Prior Prog.	7/2016-6/2017	7/2017-6/2018	7/2018-6/2019	7/2019-6/2020	7/2020-6/2021	
County: Bollinger	Bridge improvements over Dry Creek. Project involves bridge G0319.					Engineering:	32	27	0	0	0	0
Route: MO 51						R/W:	21	0	0	0	0	0
Job No.: 9P3043						Construction:	0	377	0	0	0	0
Length: 0.20	MPO: N					FFOS:	0	0	0	0	0	0
Fund Cat: Taking Care Of System					Fed: 324	State: 80	Local: 0					
Sec Cat: Rehab And Reconst	Awd Date: Fall 16	Anticipated Fed Cat: NHPP				Payments:	0	0	0	0	0	0
TIP #:	Future Cost: 0				Estimate Total: 457							
County: Bollinger	Bridge improvements over Cane Creek Overflow. Project involves bridge H0895.					Engineering:	38	45	0	0	0	0
Route: MO 51						R/W:	2	0	0	0	0	0
Job No.: 9S3042						Construction:	0	480	0	0	0	0
Length: 0.20	MPO: N					FFOS:	0	0	0	0	0	0
Fund Cat: Taking Care Of System					Fed: 420	State: 105	Local: 0					
Sec Cat: Rehab And Reconst	Awd Date: Fall 16	Anticipated Fed Cat: NHPP				Payments:	0	0	0	0	0	0
TIP #:	Future Cost: 0				Estimate Total: 565							
County: Bollinger	Bridge improvements over Castor River. Project involves bridge J0103.					Engineering:	0	10	40	43	243	0
Route: MO 51						R/W:	0	0	0	8	0	0
Job No.: 9S3298						Construction:	0	0	0	0	2,185	0
Length: 0.17	MPO: N					FFOS:	0	0	0	0	0	0
Fund Cat: Taking Care Of System					Fed: 2,023	State: 506	Local: 0					
Sec Cat: Rehab And Reconst	Awd Date: 2020	Anticipated Fed Cat: NHPP				Payments:	0	0	0	0	0	0
TIP #:	Future Cost: 0				Estimate Total: 2,529							
County: Bollinger	Pavement improvements from Rte. 51 to Rte. C in Advance. \$348,000 District Operating Budget.					Engineering:	0	34	0	0	0	0
Route: MO 91						R/W:	0	0	0	0	0	0
Job No.: 9P3177						Construction:	0	348	0	0	0	0
Length: 5.80	MPO: N					FFOS:	0	348	0	0	0	0
Fund Cat: Taking Care Of System					AC-State: 305	State: 77	Local: 0					
Sec Cat: Thin Lift Overlay	Awd Date: Fall 16	Anticipated Fed Cat: S.T.P.				Payments:	0	0	0	0	0	0
TIP #:	Future Cost: 0				Estimate Total: 382							
County: Bollinger	Pavement improvements from Rte. M to Rte. 34.					Engineering:	0	49	0	0	0	0
Route: RT B						R/W:	0	0	0	0	0	0
Job No.: 9S3189						Construction:	0	499	0	0	0	0
Length: 7.30	MPO: N					FFOS:	0	0	0	0	0	0
Fund Cat: Taking Care Of System					AC-State: 438	State: 110	Local: 0					
Sec Cat: Thin Lift Overlay	Awd Date: Winter 17	Anticipated Fed Cat: S.T.P.				Payments:	0	0	0	0	0	0
TIP #:	Future Cost: 0				Estimate Total: 548							

* Subject to the approval of the Transportation Improvement Plan by the governing Metropolitan Planning Organization.



2017-2021 Highway and Bridge Construction Schedule

Construction contingency applied to construction cost in the year the project is awarded.
 Three percent project growth factor compounded annually is applied to right-of-way and construction costs in program years 2, 3, 4, and 5.
 No inflation is applied to the Funding From Other Sources (FFOS) or Payments.
 Engineering includes PE costs, CE costs and R/W incidentals.

		STATE FISCAL YEAR PROJECT BUDGETING					
		Prior Prog.	7/2016-6/2017	7/2017-6/2018	7/2018-6/2019	7/2019-6/2020	7/2020-6/2021
County: Bollinger	Bridge improvements over Hurricane Creek. Project involves bridge N0851.	Engineering:	10	150	0	0	0
Route: RT CC		R/W:	0	24	0	0	0
Job No.: 9S3151		Construction:	0	901	0	0	0
Length: 0.20 MPO: N		FFOS:	0	0	0	0	0
Fund Cat: Taking Care Of System	AC-State: 860 State: 215 Local: 0	Payments:	0	0	0	0	0
Sec Cat: Rehab And Reconst	Awd Date: Spring 17 Anticipated Fed Cat: S.T.P.						
TIP #:	Future Cost: 0 Estimate Total: 1,085						
County: Bollinger	Bridge improvements over Cane Creek. Project involves bridge N0066.	Engineering:	0	5	15	58	0
Route: RT FF		R/W:	0	0	0	0	0
Job No.: 9S3285		Construction:	0	0	0	502	0
Length: 0.12 MPO: N		FFOS:	0	0	0	0	0
Fund Cat: Taking Care Of System	Fed: 465 State: 115 Local: 0	Payments:	0	0	0	0	0
Sec Cat: Rehab And Reconst	Awd Date: 2019 Anticipated Fed Cat: S.T.P.						
TIP #:	Future Cost: 0 Estimate Total: 580						
County: Bollinger	Pavement improvements from Rte. 51 to Rte. 25. \$1,044,000 District Operating Budget.	Engineering:	0	82	0	0	0
Route: RT N		R/W:	0	0	0	0	0
Job No.: 9S3172		Construction:	0	1,044	0	0	0
Length: 17.40 MPO: N		FFOS:	0	1,044	0	0	0
Fund Cat: Taking Care Of System	Fed: 901 State: 225 Local: 0	Payments:	0	0	0	0	0
Sec Cat: Thin Lift Overlay	Awd Date: Fall 16 Anticipated Fed Cat: NHPP						
TIP #:	Future Cost: 0 Estimate Total: 1,126						
County: Bollinger	Bridge improvements over Little Crooked Creek. Project involves bridge N0988.	Engineering:	0	31	99	0	0
Route: RT ZZ		R/W:	0	4	0	0	0
Job No.: 9S3284		Construction:	0	0	794	0	0
Length: 0.13 MPO: N		FFOS:	0	0	0	0	0
Fund Cat: Taking Care Of System	Fed: 742 State: 186 Local: 0	Payments:	0	0	0	0	0
Sec Cat: Rehab And Reconst	Awd Date: Fall 17 Anticipated Fed Cat: S.T.P.						
TIP #:	Future Cost: 0 Estimate Total: 928						
County: Butler	Bridge improvements over Cane Creek. Project involves bridge T0169.	Engineering:	10	155	0	0	0
Route: MO 158		R/W:	0	4	0	0	0
Job No.: 9S3144		Construction:	0	978	0	0	0
Length: 0.20 MPO: N		FFOS:	0	0	0	0	0
Fund Cat: Taking Care Of System	Fed: 910 State: 227 Local: 0	Payments:	0	0	0	0	0
Sec Cat: Rehab And Reconst	Awd Date: Spring 17 Anticipated Fed Cat: NHPP						
TIP #:	Future Cost: 0 Estimate Total: 1,147						

* Subject to the approval of the Transportation Improvement Plan by the governing Metropolitan Planning Organization.



2017-2021 Highway and Bridge Construction Schedule

Construction contingency applied to construction cost in the year the project is awarded.
 Three percent project growth factor compounded annually is applied to right-of-way and construction costs in program years 2, 3, 4, and 5.
 No inflation is applied to the Funding From Other Sources (FFOS) or Payments.
 Engineering includes PE costs, CE costs and R/W incidentals.

						STATE FISCAL YEAR PROJECT BUDGETING						
						Prior Prog.	7/2016-6/2017	7/2017-6/2018	7/2018-6/2019	7/2019-6/2020	7/2020-6/2021	
County:	Butler	Bridge replacements over St. Francis River and Overflow. Project involves bridges G0433 and K0838.				Engineering:	505	516	0	0	0	0
Route:	MO 53					R/W:	431	0	0	0	0	0
Job No.:	9P3071					Construction:	0	6,056	0	0	0	0
Length:	1.19	MPO:	N			FFOS:	0	0	0	0	0	0
Fund Cat:	Taking Care Of System	Fed:	5,258	State:	1,314	Local:	0					
Sec Cat:	Rehab And Reconst	Awd Date:	Spring 17	Anticipated Fed Cat:	NHPP	Federal Oversight						
TIP #:		Future Cost:	0	Estimate Total:	7,508	Payments:	0	0	0	0	0	0
County:	Butler	Pavement improvements and installation of rumble stripes from Bus. 60 to Rte. 51.				Engineering:	0	167	0	0	0	0
Route:	RT B					R/W:	0	0	0	0	0	0
Job No.:	9S3249					Construction:	0	1,703	0	0	0	0
Length:	7.20	MPO:	N			FFOS:	0	0	0	0	0	0
Fund Cat:	Taking Care Of System	AC-State:	1,496	State:	374	Local:	0					
Sec Cat:	Thin Lift Overlay	Awd Date:	Fall 16	Anticipated Fed Cat:	S.T.P.							
TIP #:		Future Cost:	0	Estimate Total:	1,870	Payments:	0	0	0	0	0	0
County:	Cape Girardeau	Pavement improvements from Rte. 72 to Rte. 34/25/61 intersection in Jackson.				Engineering:	0	10	23	100	0	0
Route:	MO 34					R/W:	0	0	0	0	0	0
Job No.:	9P3121B					Construction:	0	0	0	1,386	0	0
Length:	3.49	MPO:	Y			FFOS:	0	0	0	0	0	0
Fund Cat:	Taking Care Of System	Fed:	1,215	State:	304	Local:	0					
Sec Cat:	Thin Lift Overlay	Awd Date:	2019	Anticipated Fed Cat:	NHPP							
TIP #:		Future Cost:	0	Estimate Total:	1,519	Payments:	0	0	0	0	0	0
County:	Cape Girardeau	Pavement improvements from 0.7 mile south of Rte. KK to Rte. T.				Engineering:	32	33	295	0	0	0
Route:	IS 55					R/W:	0	0	0	0	0	0
Job No.:	9I3110					Construction:	0	0	3,456	0	0	0
Length:	13.99	MPO:	N			FFOS:	0	0	0	0	0	0
Fund Cat:	Statewide Interstate And Major Bridge	AC-State:	3,405	State:	379	Local:	0					
Sec Cat:	Rehab And Reconst	Awd Date:	Fall 17	Anticipated Fed Cat:	NHPP							
TIP #:		Future Cost:	0	Estimate Total:	3,816	Payments:	0	0	0	0	0	0
County:	Cape Girardeau	Bridge improvements over Rte. 61. Project involves bridges A0338 northbound and southbound.				Engineering:	10	64	100	326	0	0
Route:	IS 55					R/W:	0	0	0	0	0	0
Job No.:	9I3125					Construction:	0	0	0	3,501	0	0
Length:	1.30	MPO:	Y			FFOS:	0	0	0	0	0	0
Fund Cat:	Statewide Interstate And Major Bridge	Fed:	3,193	State:	798	Local:	0					
Sec Cat:	Rehab And Reconst	Awd Date:	2019	Anticipated Fed Cat:	NHPP							
TIP #:		Future Cost:	0	Estimate Total:	4,001	Payments:	0	0	0	0	0	0

* Subject to the approval of the Transportation Improvement Plan by the governing Metropolitan Planning Organization.



2017-2021 Highway and Bridge Construction Schedule

Construction contingency applied to construction cost in the year the project is awarded.
 Three percent project growth factor compounded annually is applied to right-of-way and construction costs in program years 2, 3, 4, and 5.
 No inflation is applied to the Funding From Other Sources (FFOS) or Payments.
 Engineering includes PE costs, CE costs and R/W incidentals.

						STATE FISCAL YEAR PROJECT BUDGETING						
						Prior Prog.	7/2016-6/2017	7/2017-6/2018	7/2018-6/2019	7/2019-6/2020	7/2020-6/2021	
County:	Cape Girardeau	Bridge improvements over Cape LaCrox Creek. Project involves bridge H0572.				Engineering:	5	5	31	0	0	0
Route:	US 61					R/W:	0	0	0	0	0	0
Job No.:	9P3126					Construction:	0	0	263	0	0	0
Length:	0.15	MPO:	Y			FFOS:	0	0	0	0	0	0
Fund Cat:	Taking Care Of System	Fed:	238	State:	61	Local:	0					
Sec Cat:	Rehab And Reconst	Awd Date:	2018	Anticipated Fed Cat:	NHPP		Payments:	0	0	0	0	0
TIP #:		Future Cost:	0	Estimate Total:	304							
County:	Cape Girardeau	Pavement improvements from Rte. 25 to I-55 south of Cape Girardeau.				Engineering:	0	75	500	0	0	0
Route:	US 61					R/W:	0	0	0	0	0	0
Job No.:	9P3187					Construction:	0	0	5,999	0	0	0
Length:	11.44	MPO:	Y			FFOS:	0	0	0	0	0	0
Fund Cat:	Taking Care Of System	Fed:	5,259	State:	1,315	Local:	0					
Sec Cat:	Thin Lift Overlay	Awd Date:	2018	Anticipated Fed Cat:	S.T.P.		Payments:	0	0	0	0	0
TIP #:		Future Cost:	0	Estimate Total:	6,574							
County:	Cape Girardeau	Bridge improvements over Poor Creek. Project involves bridge K0684.				Engineering:	10	97	0	0	0	0
Route:	US 61					R/W:	0	4	0	0	0	0
Job No.:	9S3135					Construction:	0	634	0	0	0	0
Length:	0.11	MPO:	N			FFOS:	0	0	0	0	0	0
Fund Cat:	Taking Care Of System	Fed:	588	State:	147	Local:	0					
Sec Cat:	Rehab And Reconst	Awd Date:	Spring 17	Anticipated Fed Cat:	NHPP		Payments:	0	0	0	0	0
TIP #:		Future Cost:	0	Estimate Total:	745							
County:	Cape Girardeau	Pavement improvements from Rte. 25 to I-55.				Engineering:	0	4	74	0	0	0
Route:	MO 74					R/W:	0	0	0	0	0	0
Job No.:	9S3290					Construction:	0	0	813	0	0	0
Length:	5.26	MPO:	Y			FFOS:	0	0	0	0	0	0
Fund Cat:	Taking Care Of System	Fed:	712	State:	179	Local:	0					
Sec Cat:	Thin Lift Overlay	Awd Date:	2018	Anticipated Fed Cat:	S.T.P.		Payments:	0	0	0	0	0
TIP #:		Future Cost:	0	Estimate Total:	891							
County:	Cape Girardeau	Bridge improvements over Whitewater River. Project involves bridge L0567.				Engineering:	0	15	15	19	127	0
Route:	RT A					R/W:	0	0	0	20	0	0
Job No.:	9S3299					Construction:	0	0	0	0	1,127	0
Length:	0.14	MPO:	N			FFOS:	0	0	0	0	0	0
Fund Cat:	Taking Care Of System	Fed:	1,059	State:	264	Local:	0					
Sec Cat:	Rehab And Reconst	Awd Date:	2020	Anticipated Fed Cat:	NHPP		Payments:	0	0	0	0	0
TIP #:		Future Cost:	0	Estimate Total:	1,323							

* Subject to the approval of the Transportation Improvement Plan by the governing Metropolitan Planning Organization.



2017-2021 Highway and Bridge Construction Schedule

Construction contingency applied to construction cost in the year the project is awarded.
 Three percent project growth factor compounded annually is applied to right-of-way and construction costs in program years 2, 3, 4, and 5.
 No inflation is applied to the Funding From Other Sources (FFOS) or Payments.
 Engineering includes PE costs, CE costs and R/W incidentals.

						STATE FISCAL YEAR PROJECT BUDGETING						
						Prior Prog.	7/2016-6/2017	7/2017-6/2018	7/2018-6/2019	7/2019-6/2020	7/2020-6/2021	
County:	Cape Girardeau	Bridge improvements over Little River Drainage Ditch No. 15. Project involves bridge				Engineering:	10	62	0	0	0	0
Route:	RT EE	A0907.				R/W:	0	5	0	0	0	0
Job No.:	9S3138					Construction:	0	357	0	0	0	0
Length:	0.10	MPO:	N			FFOS:	0	0	0	0	0	0
Fund Cat:	Taking Care Of System	Fed:	340	State:	84	Local:	0					
Sec Cat:	Rehab And Reconst	Awd Date:	Fall 16	Anticipated Fed Cat:	NHPP		Payments:	0	0	0	0	0
TIP #:		Future Cost:	0	Estimate Total:	434							
County:	Cape Girardeau	Pavement improvements from Rte. 25 to Rte. 61.				Engineering:	0	20	147	0	0	0
Route:	RT K					R/W:	0	0	0	0	0	0
Job No.:	9S3297					Construction:	0	0	1,755	0	0	0
Length:	6.56	MPO:	Y			FFOS:	0	0	0	0	0	0
Fund Cat:	Taking Care Of System	Fed:	1,538	State:	384	Local:	0					
Sec Cat:	Thin Lift Overlay	Awd Date:	2018	Anticipated Fed Cat:	S.T.P.		Payments:	0	0	0	0	0
TIP #:		Future Cost:	0	Estimate Total:	1,922							
County:	Cape Girardeau	Bridge improvements over Little Apple Creek. Project involves bridge P0893.				Engineering:	0	18	79	0	0	0
Route:	RT KK					R/W:	0	4	0	0	0	0
Job No.:	9S3216					Construction:	0	0	582	0	0	0
Length:	0.20	MPO:	N			FFOS:	0	0	0	0	0	0
Fund Cat:	Taking Care Of System	Fed:	547	State:	136	Local:	0					
Sec Cat:	Rehab And Reconst	Awd Date:	Fall 17	Anticipated Fed Cat:	NHPP		Payments:	0	0	0	0	0
TIP #:		Future Cost:	0	Estimate Total:	683							
County:	Cape Girardeau	Pavement improvements from Rte. B to Rte. 61.				Engineering:	0	10	63	0	0	0
Route:	RT KK					R/W:	0	0	0	0	0	0
Job No.:	9S3292					Construction:	0	0	763	0	0	0
Length:	8.65	MPO:	N			FFOS:	0	0	0	0	0	0
Fund Cat:	Taking Care Of System	AC-State:	669	State:	167	Local:	0					
Sec Cat:	Thin Lift Overlay	Awd Date:	2018	Anticipated Fed Cat:	S.T.P.		Payments:	0	0	0	0	0
TIP #:		Future Cost:	0	Estimate Total:	836							
County:	Cape Girardeau	Bridge improvements over Drainage Ditch No. 8. Project involves bridge N0412.				Engineering:	0	5	10	44	0	0
Route:	RT NN					R/W:	0	0	0	0	0	0
Job No.:	9S3286					Construction:	0	0	0	377	0	0
Length:	0.11	MPO:	N			FFOS:	0	0	0	0	0	0
Fund Cat:	Taking Care Of System	Fed:	349	State:	87	Local:	0					
Sec Cat:	Rehab And Reconst	Awd Date:	2019	Anticipated Fed Cat:	NHPP		Payments:	0	0	0	0	0
TIP #:		Future Cost:	0	Estimate Total:	436							

* Subject to the approval of the Transportation Improvement Plan by the governing Metropolitan Planning Organization.



2017-2021 Highway and Bridge Construction Schedule

Construction contingency applied to construction cost in the year the project is awarded.
 Three percent project growth factor compounded annually is applied to right-of-way and construction costs in program years 2, 3, 4, and 5.
 No inflation is applied to the Funding From Other Sources (FFOS) or Payments.
 Engineering includes PE costs, CE costs and R/W incidentals.

						STATE FISCAL YEAR PROJECT BUDGETING						
						Prior Prog.	7/2016-6/2017	7/2017-6/2018	7/2018-6/2019	7/2019-6/2020	7/2020-6/2021	
County:	Cape Girardeau	Bridge improvements over Little Indian Creek. Project involves bridge N0781.				Engineering:	0	16	129	0	0	0
Route:	RT V					R/W:	0	4	0	0	0	0
Job No.:	9S3203					Construction:	0	0	879	0	0	0
Length:	0.20	MPO: N				FFOS:	0	0	0	0	0	0
Fund Cat:	Taking Care Of System	Fed: 822		State: 206	Local: 0	Payments:	0	0	0	0	0	0
Sec Cat:	Rehab And Reconst	Awd Date:	Fall 17	Anticipated Fed Cat:	S.T.P.							
TIP #:		Future Cost:	0	Estimate Total:	1,028							
County:	Carter	Pavement improvements on eastbound lane from 0.4 miles west of Rte. Y to Freemont.				Engineering:	0	1	1	15	0	0
Route:	US 60					R/W:	0	0	0	0	0	0
Job No.:	9P3199					Construction:	0	0	0	184	0	0
Length:	0.56	MPO: N				FFOS:	0	0	0	0	0	0
Fund Cat:	Taking Care Of System	AC-State: 161		State: 40	Local: 0	Payments:	0	0	0	0	0	0
Sec Cat:	Thin Lift Overlay	Awd Date:	2019	Anticipated Fed Cat:	S.T.P.							
TIP #:		Future Cost:	0	Estimate Total:	201							
County:	Carter	Pavement improvements on eastbound lane from County Road 143 to 1 mile west of Rte. M.				Engineering:	0	10	10	127	0	0
Route:	US 60					R/W:	0	0	0	0	0	0
Job No.:	9P3200					Construction:	0	0	0	1,598	0	0
Length:	6.02	MPO: N				FFOS:	0	0	0	0	0	0
Fund Cat:	Taking Care Of System	Fed: 1,395		State: 350	Local: 0	Payments:	0	0	0	0	0	0
Sec Cat:	Thin Lift Overlay	Awd Date:	2019	Anticipated Fed Cat:	S.T.P.							
TIP #:		Future Cost:	0	Estimate Total:	1,745							
County:	Carter	Pavement improvements from Rte. 60 to Rte. 49. \$500,000 District Operating Budget.				Engineering:	0	44	0	0	0	0
Route:	RT A					R/W:	0	0	0	0	0	0
Job No.:	9S3175					Construction:	0	500	0	0	0	0
Length:	8.32	MPO: N				FFOS:	0	500	0	0	0	0
Fund Cat:	Taking Care Of System	AC-State: 435		State: 109	Local: 0	Payments:	0	0	0	0	0	0
Sec Cat:	Thin Lift Overlay	Awd Date:	Fall 16	Anticipated Fed Cat:	S.T.P.							
TIP #:		Future Cost:	0	Estimate Total:	544							
County:	Dent	Pavement improvements from Rte. 72 to the Iron County line. \$793,000 District Operating Budget.				Engineering:	0	64	0	0	0	0
Route:	MO 32					R/W:	0	0	0	0	0	0
Job No.:	9P3170					Construction:	0	793	0	0	0	0
Length:	12.02	MPO: N				FFOS:	0	793	0	0	0	0
Fund Cat:	Taking Care Of System	AC-State: 685		State: 172	Local: 0	Payments:	0	0	0	0	0	0
Sec Cat:	Thin Lift Overlay	Awd Date:	Fall 16	Anticipated Fed Cat:	S.T.P.							
TIP #:		Future Cost:	0	Estimate Total:	857							

* Subject to the approval of the Transportation Improvement Plan by the governing Metropolitan Planning Organization.



2017-2021 Highway and Bridge Construction Schedule

Construction contingency applied to construction cost in the year the project is awarded.
 Three percent project growth factor compounded annually is applied to right-of-way and construction costs in program years 2, 3, 4, and 5.
 No inflation is applied to the Funding From Other Sources (FFOS) or Payments.
 Engineering includes PE costs, CE costs and R/W incidentals.

		STATE FISCAL YEAR PROJECT BUDGETING					
		Prior Prog.	7/2016-6/2017	7/2017-6/2018	7/2018-6/2019	7/2019-6/2020	7/2020-6/2021
County: Douglas	Bridge improvements over Bryant Creek. Project involves bridge A0275.	Engineering:	5	140	0	0	0
Route: MO 5		R/W:	0	4	0	0	0
Job No.: 9P3118		Construction:	0	858	0	0	0
Length: 0.20 MPO: N		FFOS:	0	0	0	0	0
Fund Cat: Taking Care Of System	Fed: 801 State: 201 Local: 0	Payments:	0	0	0	0	0
Sec Cat: Rehab And Reconst	Awd Date: Fall 16 Anticipated Fed Cat: NHPP						
TIP #:	Future Cost: 0 Estimate Total: 1,007						
County: Douglas	Bridge improvements over Little Beaver Creek. Project involves bridge T0154.	Engineering:	0	14	93	0	0
Route: RT T		R/W:	0	4	0	0	0
Job No.: 9S3207		Construction:	0	0	644	0	0
Length: 0.20 MPO: N		FFOS:	0	0	0	0	0
Fund Cat: Taking Care Of System	Fed: 603 State: 152 Local: 0	Payments:	0	0	0	0	0
Sec Cat: Rehab And Reconst	Awd Date: Fall 17 Anticipated Fed Cat: NHPP						
TIP #:	Future Cost: 0 Estimate Total: 755						
County: Douglas	Bridge improvements over Fox Creek. Project involves bridge R0169.	Engineering:	0	10	73	0	0
Route: RT ZZ		R/W:	0	4	0	0	0
Job No.: 9S3205		Construction:	0	0	502	0	0
Length: 0.15 MPO: N		FFOS:	0	0	0	0	0
Fund Cat: Taking Care Of System	Fed: 471 State: 118 Local: 0	Payments:	0	0	0	0	0
Sec Cat: Rehab And Reconst	Awd Date: Fall 17 Anticipated Fed Cat: S.T.P.						
TIP #:	Future Cost: 0 Estimate Total: 589						
County: Douglas	Bridge improvements over Fox Creek. Project involves bridge R0170.	Engineering:	0	10	73	0	0
Route: RT ZZ		R/W:	0	4	0	0	0
Job No.: 9S3206		Construction:	0	0	502	0	0
Length: 0.20 MPO: N		FFOS:	0	0	0	0	0
Fund Cat: Taking Care Of System	Fed: 471 State: 118 Local: 0	Payments:	0	0	0	0	0
Sec Cat: Rehab And Reconst	Awd Date: Fall 17 Anticipated Fed Cat: S.T.P.						
TIP #:	Future Cost: 0 Estimate Total: 589						
County: Dunklin	Pavement improvements from north of Rte. 153 to Rte. 412.	Engineering:	10	219	0	0	0
Route: MO 25		R/W:	0	0	0	0	0
Job No.: 9P3154		Construction:	0	2,330	0	0	0
Length: 6.88 MPO: N		FFOS:	0	0	0	0	0
Fund Cat: Taking Care Of System	AC-State: 2,039 State: 510 Local: 0	Payments:	0	0	0	0	0
Sec Cat: Thin Lift Overlay	Awd Date: Winter 17 Anticipated Fed Cat: S.T.P.						
TIP #:	Future Cost: 0 Estimate Total: 2,559						

* Subject to the approval of the Transportation Improvement Plan by the governing Metropolitan Planning Organization.



2017-2021 Highway and Bridge Construction Schedule

Construction contingency applied to construction cost in the year the project is awarded.
 Three percent project growth factor compounded annually is applied to right-of-way and construction costs in program years 2, 3, 4, and 5.
 No inflation is applied to the Funding From Other Sources (FFOS) or Payments.
 Engineering includes PE costs, CE costs and R/W incidentals.

						STATE FISCAL YEAR PROJECT BUDGETING						
						Prior Prog.	7/2016-6/2017	7/2017-6/2018	7/2018-6/2019	7/2019-6/2020	7/2020-6/2021	
County:	Dunklin	Pavement improvements from Bus. 25 to County Road 212.				Engineering:	0	10	97	0	0	0
Route:	MO 25					R/W:	0	0	0	0	0	0
Job No.:	9P3265					Construction:	0	0	1,126	0	0	0
Length:	4.02	MPO: N				FFOS:	0	0	0	0	0	0
Fund Cat:	Taking Care Of System	AC-State:	987	State:	246	Local:	0					
Sec Cat:	Thin Lift Overlay	Awd Date:	2018	Anticipated Fed Cat:	S.T.P.	Payments:	0	0	0	0	0	0
TIP #:		Future Cost:	0	Estimate Total:	1,233							
County:	Dunklin	Pavement improvements from Rte. 25 to Taylor Street in Malden.				Engineering:	0	4	50	0	0	0
Route:	BU 25					R/W:	0	0	0	0	0	0
Job No.:	9S3266					Construction:	0	0	568	0	0	0
Length:	3.20	MPO: N				FFOS:	0	0	0	0	0	0
Fund Cat:	Taking Care Of System	AC-State:	497	State:	125	Local:	0					
Sec Cat:	Thin Lift Overlay	Awd Date:	2018	Anticipated Fed Cat:	S.T.P.	Payments:	0	0	0	0	0	0
TIP #:		Future Cost:	0	Estimate Total:	622							
County:	Dunklin	Pavement improvements from Rte. P to Rte. N.				Engineering:	0	2	18	0	0	0
Route:	RT C					R/W:	0	0	0	0	0	0
Job No.:	9S3248					Construction:	0	0	207	0	0	0
Length:	3.32	MPO: N				FFOS:	0	0	0	0	0	0
Fund Cat:	Taking Care Of System	AC-State:	182	State:	45	Local:	0					
Sec Cat:	Thin Lift Overlay	Awd Date:	2018	Anticipated Fed Cat:	S.T.P.	Payments:	0	0	0	0	0	0
TIP #:		Future Cost:	0	Estimate Total:	227							
County:	Dunklin	Pavement improvements from Rte. 84 to Rte. 25.				Engineering:	0	10	32	0	0	0
Route:	RT E					R/W:	0	0	0	0	0	0
Job No.:	9S3291					Construction:	0	0	331	0	0	0
Length:	2.77	MPO: N				FFOS:	0	0	0	0	0	0
Fund Cat:	Taking Care Of System	AC-State:	299	State:	74	Local:	0					
Sec Cat:	Thin Lift Overlay	Awd Date:	2018	Anticipated Fed Cat:	S.T.P.	Payments:	0	0	0	0	0	0
TIP #:		Future Cost:	0	Estimate Total:	373							
County:	Dunklin	Bridge improvements over Honey Cypress Ditch. Project involves bridge F0963.				Engineering:	0	26	43	0	0	0
Route:	RT N					R/W:	0	4	0	0	0	0
Job No.:	9S3221					Construction:	0	0	420	0	0	0
Length:	0.20	MPO: N				FFOS:	0	0	0	0	0	0
Fund Cat:	Taking Care Of System	Fed:	394	State:	99	Local:	0					
Sec Cat:	Rehab And Reconst	Awd Date:	Fall 17	Anticipated Fed Cat:	NHPP	Payments:	0	0	0	0	0	0
TIP #:		Future Cost:	0	Estimate Total:	493							

* Subject to the approval of the Transportation Improvement Plan by the governing Metropolitan Planning Organization.



2017-2021 Highway and Bridge Construction Schedule

Construction contingency applied to construction cost in the year the project is awarded.

Three percent project growth factor compounded annually is applied to right-of-way and construction costs in program years 2, 3, 4, and 5.

No inflation is applied to the Funding From Other Sources (FFOS) or Payments.

Engineering includes PE costs, CE costs and R/W incidentals.

						STATE FISCAL YEAR PROJECT BUDGETING								
						Prior Prog.	7/2016-6/2017	7/2017-6/2018	7/2018-6/2019	7/2019-6/2020	7/2020-6/2021			
County:	Dunklin	Bridge improvements over Snipe Slough Ditch. Project involves bridge F0631.				Engineering:	0	21	54	0	0	0		
Route:	RT O					R/W:	0	4	0	0	0	0		
Job No.:	9S3229					Construction:	0	0	437	0	0	0		
Length:	0.20	MPO:	N		FFOS:	0	0	0	0	0	0			
Fund Cat:	Taking Care Of System	Fed:	413	State:	103	Local:	0		Payments:	0	0	0	0	0
Sec Cat:	Rehab And Reconst	Awd Date:	Fall 17	Anticipated Fed Cat:	NHPP									
TIP #:		Future Cost:	0	Estimate Total:	516									
County:	Dunklin	Pavement improvements from Rte. 84 to Rte. 412.				Engineering:	0	1	13	0	0	0		
Route:	RT O					R/W:	0	0	0	0	0	0		
Job No.:	9S3244					Construction:	0	0	150	0	0	0		
Length:	1.70	MPO:	N		FFOS:	0	0	0	0	0	0			
Fund Cat:	Taking Care Of System	AC-State:	131	State:	33	Local:	0		Payments:	0	0	0	0	
Sec Cat:	Thin Lift Overlay	Awd Date:	2018	Anticipated Fed Cat:	S.T.P.									
TIP #:		Future Cost:	0	Estimate Total:	164									
County:	Dunklin	Pavement improvements from Rte. O to Rte. 412.				Engineering:	0	1	13	0	0	0		
Route:	RT VV					R/W:	0	0	0	0	0	0		
Job No.:	9S3245					Construction:	0	0	149	0	0	0		
Length:	0.92	MPO:	N		FFOS:	0	0	0	0	0	0			
Fund Cat:	Taking Care Of System	AC-State:	130	State:	33	Local:	0		Payments:	0	0	0	0	
Sec Cat:	Thin Lift Overlay	Awd Date:	2018	Anticipated Fed Cat:	S.T.P.									
TIP #:		Future Cost:	0	Estimate Total:	163									
County:	Dunklin	Bridge improvements over Drainage Ditch No. 2. Project involves bridge N0567.				Engineering:	10	48	0	0	0	0		
Route:	RT ZZ					R/W:	0	4	0	0	0	0		
Job No.:	9S3152					Construction:	0	318	0	0	0	0		
Length:	0.20	MPO:	N		FFOS:	0	0	0	0	0	0			
Fund Cat:	Taking Care Of System	AC-State:	296	State:	74	Local:	0		Payments:	0	0	0	0	
Sec Cat:	Rehab And Reconst	Awd Date:	Fall 16	Anticipated Fed Cat:	S.T.P.									
TIP #:		Future Cost:	0	Estimate Total:	380									
County:	Howell	Pavement improvements and addition of two foot shoulders from Rte. 101 to Rte. JJ.				Engineering:	0	22	199	0	0	0		
Route:	US 160					R/W:	0	0	0	0	0	0		
Job No.:	9P3293					Construction:	0	0	2,468	0	0	0		
Length:	13.38	MPO:	N		FFOS:	0	0	0	0	0	0			
Fund Cat:	Taking Care Of System	AC-State:	2,151	State:	538	Local:	0		Payments:	0	0	0	0	
Sec Cat:	Thin Lift Overlay	Awd Date:	2018	Anticipated Fed Cat:	S.T.P.									
TIP #:		Future Cost:	0	Estimate Total:	2,689									

* Subject to the approval of the Transportation Improvement Plan by the governing Metropolitan Planning Organization.



2017-2021 Highway and Bridge Construction Schedule

Construction contingency applied to construction cost in the year the project is awarded.
 Three percent project growth factor compounded annually is applied to right-of-way and construction costs in program years 2, 3, 4, and 5.
 No inflation is applied to the Funding From Other Sources (FFOS) or Payments.
 Engineering includes PE costs, CE costs and R/W incidentals.

						STATE FISCAL YEAR PROJECT BUDGETING						
						Prior Prog.	7/2016-6/2017	7/2017-6/2018	7/2018-6/2019	7/2019-6/2020	7/2020-6/2021	
County:	Howell	Bridge improvements over Gunters Creek. Project involves bridge T0465.				Engineering:	0	10	91	0	0	0
Route:	MO 17					R/W:	0	4	0	0	0	0
Job No.:	9S3204					Construction:	0	0	610	0	0	0
Length:	0.20	MPO:	N			FFOS:	0	0	0	0	0	0
Fund Cat:	Taking Care Of System	Fed:	572	State:	143	Local:	0					
Sec Cat:	Rehab And Reconst	Awd Date:	Fall 17	Anticipated Fed Cat:	NHPP		Payments:	0	0	0	0	0
TIP #:		Future Cost:	0	Estimate Total:	715							
County:	Howell	Pavement improvements on the eastbound lane from Rte. NN to Mountain View.				Engineering:	0	4	89	0	0	0
Route:	US 60					R/W:	0	0	0	0	0	0
Job No.:	9P3195					Construction:	0	0	975	0	0	0
Length:	3.81	MPO:	N			FFOS:	0	0	0	0	0	0
Fund Cat:	Taking Care Of System	AC-State:	854	State:	214	Local:	0					
Sec Cat:	Thin Lift Overlay	Awd Date:	Fall 17	Anticipated Fed Cat:	S.T.P.		Payments:	0	0	0	0	0
TIP #:		Future Cost:	0	Estimate Total:	1,068							
County:	Howell	Pavement improvements on the eastbound lane from Mountain View to Birch Tree.				Engineering:	0	20	20	245	0	0
Route:	US 60					R/W:	0	0	0	0	0	0
Job No.:	9P3196					Construction:	0	0	0	3,066	0	0
Length:	11.46	MPO:	N			FFOS:	0	0	0	0	0	0
Fund Cat:	Taking Care Of System	AC-State:	2,681	State:	670	Local:	0					
Sec Cat:	Thin Lift Overlay	Awd Date:	2019	Anticipated Fed Cat:	S.T.P.		Payments:	0	0	0	0	0
TIP #:		Future Cost:	0	Estimate Total:	3,351							
County:	Howell	Pavement improvements on the westbound lane from Rte. T to Rte. 63.				Engineering:	0	10	10	210	0	0
Route:	US 60					R/W:	0	0	0	0	0	0
Job No.:	9P3202					Construction:	0	0	0	2,468	0	0
Length:	13.85	MPO:	N			FFOS:	0	0	0	0	0	0
Fund Cat:	Taking Care Of System	AC-State:	2,158	State:	540	Local:	0					
Sec Cat:	Thin Lift Overlay	Awd Date:	2019	Anticipated Fed Cat:	S.T.P.		Payments:	0	0	0	0	0
TIP #:		Future Cost:	0	Estimate Total:	2,698							
County:	Howell	Installation of rumble stripes at various locations from Bus. 63 in Willow Springs to County Road 256 in Carter County.				Engineering:	0	21	0	0	0	0
Route:	US 60					R/W:	0	0	0	0	0	0
Job No.:	9P3300					Construction:	0	170	0	0	0	0
Length:	80.85	MPO:	N			FFOS:	0	0	0	0	0	0
Fund Cat:	Safety	Fed:	172	State:	19	Local:	0					
Sec Cat:	Safety	Awd Date:	Winter 17	Anticipated Fed Cat:	Safety		Payments:	0	0	0	0	0
TIP #:		Future Cost:	0	Estimate Total:	191							

* Subject to the approval of the Transportation Improvement Plan by the governing Metropolitan Planning Organization.



2017-2021 Highway and Bridge Construction Schedule

Construction contingency applied to construction cost in the year the project is awarded.
 Three percent project growth factor compounded annually is applied to right-of-way and construction costs in program years 2, 3, 4, and 5.
 No inflation is applied to the Funding From Other Sources (FFOS) or Payments.
 Engineering includes PE costs, CE costs and R/W incidentals.

						STATE FISCAL YEAR PROJECT BUDGETING						
						Prior Prog.	7/2016-6/2017	7/2017-6/2018	7/2018-6/2019	7/2019-6/2020	7/2020-6/2021	
County: Howell	Pavement improvements from Rte. 160 to end of state maintenance.					Engineering:	0	4	32	0	0	0
Route: RT BB						R/W:	0	0	0	0	0	0
Job No.: 9S3235						Construction:	0	0	368	0	0	0
Length: 5.65	MPO: N	Fund Cat: Taking Care Of System		AC-State: 323	State: 81 Local: 0	FFOS:	0	0	0	0	0	0
Sec Cat: Thin Lift Overlay	Awd Date: 2018	Anticipated Fed Cat: S.T.P.		TIP #: Future Cost: 0 Estimate Total: 404		Payments:	0	0	0	0	0	0
County: Howell	Pavement improvements from Rte. 17 to Mountain View.					Engineering:	0	6	10	102	0	0
Route: RT W						R/W:	0	0	0	0	0	0
Job No.: 9S3241						Construction:	0	0	0	1,265	0	0
Length: 17.96	MPO: N	Fund Cat: Taking Care Of System		Fed: 1,107	State: 276 Local: 0	FFOS:	0	0	0	0	0	0
Sec Cat: Thin Lift Overlay	Awd Date: 2019	Anticipated Fed Cat: S.T.P.		TIP #: Future Cost: 0 Estimate Total: 1,383		Payments:	0	0	0	0	0	0
County: Iron	Bridge improvements over Carver Creek. Project involves bridge J0990.					Engineering:	5	5	25	0	0	0
Route: MO 21						R/W:	0	0	0	0	0	0
Job No.: 9P3128						Construction:	0	0	218	0	0	0
Length: 0.05	MPO: N	Fund Cat: Taking Care Of System		Fed: 198	State: 50 Local: 0	FFOS:	0	0	0	0	0	0
Sec Cat: Rehab And Reconst	Awd Date: 2018	Anticipated Fed Cat: NHPP		TIP #: Future Cost: 0 Estimate Total: 253		Payments:	0	0	0	0	0	0
County: Iron	Bridge improvements over Big Creek. Project involves bridge G0879.					Engineering:	20	20	98	0	0	0
Route: MO 49						R/W:	0	0	23	0	0	0
Job No.: 9P3129						Construction:	0	0	870	0	0	0
Length: 0.10	MPO: N	Fund Cat: Taking Care Of System		Fed: 808	State: 203 Local: 0	FFOS:	0	0	0	0	0	0
Sec Cat: Rehab And Reconst	Awd Date: 2018	Anticipated Fed Cat: NHPP		TIP #: Future Cost: 0 Estimate Total: 1,031		Payments:	0	0	0	0	0	0
County: Iron	Bridge improvements over Stouts Creek. Project involves bridge H0393.					Engineering:	60	54	97	0	0	0
Route: MO 72						R/W:	0	8	0	0	0	0
Job No.: 9P3058						Construction:	0	0	1,075	0	0	0
Length: 0.20	MPO: N	Fund Cat: Taking Care Of System		Fed: 987	State: 247 Local: 0	FFOS:	0	0	0	0	0	0
Sec Cat: Rehab And Reconst	Awd Date: 2018	Anticipated Fed Cat: NHPP		TIP #: Future Cost: 0 Estimate Total: 1,294		Payments:	0	0	0	0	0	0

* Subject to the approval of the Transportation Improvement Plan by the governing Metropolitan Planning Organization.



2017-2021 Highway and Bridge Construction Schedule

Construction contingency applied to construction cost in the year the project is awarded.
 Three percent project growth factor compounded annually is applied to right-of-way and construction costs in program years 2, 3, 4, and 5.
 No inflation is applied to the Funding From Other Sources (FFOS) or Payments.
 Engineering includes PE costs, CE costs and R/W incidentals.

						STATE FISCAL YEAR PROJECT BUDGETING						
						Prior Prog.	7/2016-6/2017	7/2017-6/2018	7/2018-6/2019	7/2019-6/2020	7/2020-6/2021	
County: Iron	Pavement improvements from Rte. 21 to Madison County line.					Engineering:	0	8	86	0	0	0
Route: RT E						R/W:	0	0	0	0	0	0
Job No.: 9S3190						Construction:	0	0	967	0	0	0
Length: 12.02	MPO: N					FFOS:	0	0	0	0	0	0
Fund Cat: Taking Care Of System	AC-State: 849		State: 212	Local: 0		Payments:	0	0	0	0	0	0
Sec Cat: Thin Lift Overlay	Awd Date: 2018	Anticipated Fed Cat: S.T.P.										
TIP #:	Future Cost: 0	Estimate Total: 1,061										
County: Madison	Erosion control repairs at various locations along Rte. 67.					Engineering:	0	44	0	0	0	0
Route: US 67						R/W:	0	0	0	0	0	0
Job No.: 9P3243						Construction:	0	500	0	0	0	0
Length: 8.55	MPO: N					FFOS:	0	0	0	0	0	0
Fund Cat: Taking Care Of System	AC-State: 435		State: 109	Local: 0		Payments:	0	0	0	0	0	0
Sec Cat: Systems Operations	Awd Date: Spring 17	Anticipated Fed Cat: S.T.P.										
TIP #:	Future Cost: 0	Estimate Total: 544										
County: Madison	Erosion control repairs at various locations along Rtes. 60 and 67.					Engineering:	0	1	43	0	0	0
Route: US 67						R/W:	0	0	0	0	0	0
Job No.: 9P3246						Construction:	0	0	515	0	0	0
Length: 22.35	MPO: N					FFOS:	0	0	0	0	0	0
Fund Cat: Taking Care Of System	AC-State: 447		State: 112	Local: 0		Payments:	0	0	0	0	0	0
Sec Cat: Systems Operations	Awd Date: 2018	Anticipated Fed Cat: S.T.P.										
TIP #:	Future Cost: 0	Estimate Total: 559										
County: Madison	Erosion control repairs at various locations along Rtes. 60 and 67.					Engineering:	0	1	1	42	0	0
Route: US 67						R/W:	0	0	0	0	0	0
Job No.: 9P3247						Construction:	0	0	0	530	0	0
Length: 22.35	MPO: N					FFOS:	0	0	0	0	0	0
Fund Cat: Taking Care Of System	AC-State: 459		State: 115	Local: 0		Payments:	0	0	0	0	0	0
Sec Cat: Systems Operations	Awd Date: 2019	Anticipated Fed Cat: S.T.P.										
TIP #:	Future Cost: 0	Estimate Total: 574										
County: Madison	Bridge improvements over St. Francois River. Project involves bridge J0521.					Engineering:	0	20	50	50	51	248
Route: RT C						R/W:	0	0	0	0	7	0
Job No.: 9S3213						Construction:	0	0	0	0	0	2,966
Length: 0.20	MPO: N					FFOS:	0	0	0	0	0	0
Fund Cat: Taking Care Of System	Fed: 2,715		State: 677	Local: 0		Payments:	0	0	0	0	0	0
Sec Cat: Rehab And Reconst	Awd Date: 2021	Anticipated Fed Cat: NHPP										
TIP #:	Future Cost: 0	Estimate Total: 3,392										

* Subject to the approval of the Transportation Improvement Plan by the governing Metropolitan Planning Organization.



2017-2021 Highway and Bridge Construction Schedule

Construction contingency applied to construction cost in the year the project is awarded.
 Three percent project growth factor compounded annually is applied to right-of-way and construction costs in program years 2, 3, 4, and 5.
 No inflation is applied to the Funding From Other Sources (FFOS) or Payments.
 Engineering includes PE costs, CE costs and R/W incidentals.

		STATE FISCAL YEAR PROJECT BUDGETING						
		Prior Prog.	7/2016-6/2017	7/2017-6/2018	7/2018-6/2019	7/2019-6/2020	7/2020-6/2021	
County: Madison	Bridge improvements over Trace Creek. Project involves bridge A2016.	Engineering:	0	13	76	0	0	0
Route: RT CC		R/W:	0	4	0	0	0	0
Job No.: 9S3215		Construction:	0	0	535	0	0	0
Length: 0.12	MPO: N	FFOS:	0	0	0	0	0	0
Fund Cat: Taking Care Of System	Fed: 503 State: 125 Local: 0	Payments:	0	0	0	0	0	0
Sec Cat: Rehab And Reconst	Awd Date: Fall 17 Anticipated Fed Cat: S.T.P.							
TIP #:	Future Cost: 0 Estimate Total: 628							
County: Madison	Bridge improvements over Saline Creek. Project involves bridge N0763.	Engineering:	0	13	131	0	0	0
Route: RT Z		R/W:	0	4	0	0	0	0
Job No.: 9S3214		Construction:	0	0	877	0	0	0
Length: 0.20	MPO: N	FFOS:	0	0	0	0	0	0
Fund Cat: Taking Care Of System	Fed: 820 State: 205 Local: 0	Payments:	0	0	0	0	0	0
Sec Cat: Rehab And Reconst	Awd Date: Fall 17 Anticipated Fed Cat: S.T.P.							
TIP #:	Future Cost: 0 Estimate Total: 1,025							
County: Mississippi	Bridge improvements over Drainage Ditch No. 14. Project involves bridge T0544.	Engineering:	10	148	0	0	0	0
Route: MO 102		R/W:	0	4	0	0	0	0
Job No.: 9S3142		Construction:	0	874	0	0	0	0
Length: 0.20	MPO: N	FFOS:	0	0	0	0	0	0
Fund Cat: Taking Care Of System	Fed: 821 State: 205 Local: 0	Payments:	0	0	0	0	0	0
Sec Cat: Rehab And Reconst	Awd Date: Fall 16 Anticipated Fed Cat: NHPP							
TIP #:	Future Cost: 0 Estimate Total: 1,036							
County: Mississippi	Payment to IDOT for bridge improvements over Mississippi River at Cairo. Project involves bridge A2000.	Engineering:	0	0	0	0	0	0
Route: IS 57		R/W:	0	0	0	0	0	0
Job No.: 9I3002		Construction:	0	100	0	0	0	0
Length: 0.36	MPO: N	FFOS:	0	0	0	0	0	0
Fund Cat: Statewide Interstate And Major Bridge	Fed: 90 State: 10 Local: 0	Payments:	0	0	0	0	0	0
Sec Cat: Preventive Maint	Awd Date: N/A Anticipated Fed Cat: NHPP							
TIP #:	Future Cost: 0 Estimate Total: 100							
County: Mississippi	Payment to IDOT for expansion joint repairs for Mississippi River Bridge. Project involves bridge A2000.	Engineering:	0	0	0	0	0	0
Route: IS 57		R/W:	0	0	0	0	0	0
Job No.: 9I3021		Construction:	0	0	400	0	0	0
Length: 0.27	MPO: N	FFOS:	0	0	0	0	0	0
Fund Cat: Statewide Interstate And Major Bridge	Fed: 360 State: 40 Local: 0	Payments:	0	0	0	0	0	0
Sec Cat: Rehab And Reconst	Awd Date: N/A Anticipated Fed Cat: NHPP							
TIP #:	Future Cost: 0 Estimate Total: 400							

* Subject to the approval of the Transportation Improvement Plan by the governing Metropolitan Planning Organization.



2017-2021 Highway and Bridge Construction Schedule

Construction contingency applied to construction cost in the year the project is awarded.
 Three percent project growth factor compounded annually is applied to right-of-way and construction costs in program years 2, 3, 4, and 5.
 No inflation is applied to the Funding From Other Sources (FFOS) or Payments.
 Engineering includes PE costs, CE costs and R/W incidentals.

						STATE FISCAL YEAR PROJECT BUDGETING						
						Prior Prog.	7/2016-6/2017	7/2017-6/2018	7/2018-6/2019	7/2019-6/2020	7/2020-6/2021	
County:	Mississippi	Payment to IDOT for new navigational lighting system over Mississippi River at Cairo. Project involves bridge A2000.					Engineering:	0	0	0	0	0
Route:	IS 57						R/W:	0	0	0	0	0
Job No.:	913099						Construction:	0	0	500	0	0
Length:	0.80	MPO:	N				FFOS:	0	0	0	0	0
Fund Cat:	Statewide Interstate And Major Bridge	Fed:	450	State:	50	Local:	0	Payments:	0	0	0	0
Sec Cat:	Rehab And Reconst	Awd Date:	N/A	Anticipated Fed Cat:	NHPP							
TIP #:		Future Cost:	0	Estimate Total:	500							
County:	Mississippi	Payment to IDOT for deck sealing Mississippi River Bridge. Project involves bridge A2000.					Engineering:	0	0	0	2	0
Route:	IS 57						R/W:	0	0	0	0	0
Job No.:	913160						Construction:	0	0	0	30	0
Length:	0.50	MPO:	N				FFOS:	0	0	0	0	0
Fund Cat:	Statewide Interstate And Major Bridge	Fed:	26	State:	6	Local:	0	Payments:	0	0	0	0
Sec Cat:	Preventive Maint	Awd Date:	N/A	Anticipated Fed Cat:	NHPP							
TIP #:		Future Cost:	0	Estimate Total:	32							
County:	Mississippi	Payment to IDOT for bridge improvements over Mississippi River at Cairo. Project involves bridge K0950.					Engineering:	0	0	0	0	0
Route:	US 60						R/W:	0	0	0	0	0
Job No.:	9S3097						Construction:	0	1,500	0	0	0
Length:	0.42	MPO:	N				FFOS:	0	0	0	0	0
Fund Cat:	Statewide Interstate And Major Bridge	Fed:	1,200	State:	300	Local:	0	Payments:	0	0	0	0
Sec Cat:	Rehab And Reconst	Awd Date:	N/A	Anticipated Fed Cat:	NHPP							
TIP #:		Future Cost:	0	Estimate Total:	1,500							
County:	Mississippi	Pavement improvements from Rte. 77 to 0.2 mile east of County Road 501.					Engineering:	0	0	18	0	0
Route:	MO 80						R/W:	0	0	0	0	0
Job No.:	9S3254						Construction:	0	0	187	0	0
Length:	2.40	MPO:	N				FFOS:	0	0	0	0	0
Fund Cat:	Taking Care Of System	AC-State:	165	State:	40	Local:	0	Payments:	0	0	0	0
Sec Cat:	Thin Lift Overlay	Awd Date:	Fall 17	Anticipated Fed Cat:	S.T.P.							
TIP #:		Future Cost:	0	Estimate Total:	205							
County:	Mississippi	Bridge improvements over Lateral Ditch No. 4. Project involves bridge X0055.					Engineering:	10	45	0	0	0
Route:	RT C						R/W:	0	4	0	0	0
Job No.:	9S3139						Construction:	0	326	0	0	0
Length:	0.10	MPO:	N				FFOS:	0	0	0	0	0
Fund Cat:	Taking Care Of System	Fed:	301	State:	74	Local:	0	Payments:	0	0	0	0
Sec Cat:	Rehab And Reconst	Awd Date:	Fall 16	Anticipated Fed Cat:	NHPP							
TIP #:		Future Cost:	0	Estimate Total:	385							

* Subject to the approval of the Transportation Improvement Plan by the governing Metropolitan Planning Organization.



2017-2021 Highway and Bridge Construction Schedule

Construction contingency applied to construction cost in the year the project is awarded.
 Three percent project growth factor compounded annually is applied to right-of-way and construction costs in program years 2, 3, 4, and 5.
 No inflation is applied to the Funding From Other Sources (FFOS) or Payments.
 Engineering includes PE costs, CE costs and R/W incidentals.

						STATE FISCAL YEAR PROJECT BUDGETING											
						Prior Prog.	7/2016-6/2017	7/2017-6/2018	7/2018-6/2019	7/2019-6/2020	7/2020-6/2021						
County: Mississippi	Bridge improvements over Drainage Ditch No. 32. Project involves bridge N0454.					Engineering:	0	16	45	0	0	0					
Route: RT D						R/W:	0	4	0	0	0	0					
Job No.: 9S3223						Construction:	0	0	376	0	0	0					
Length: 0.20	MPO: N					FFOS:	0	0	0	0	0	0					
Fund Cat: Taking Care Of System					Fed: 353	State: 88	Local: 0					Payments:	0	0	0	0	0
Sec Cat: Rehab And Reconst	Awd Date: Fall 17	Anticipated Fed Cat: NHPP															
TIP #:	Future Cost: 0	Estimate Total: 441															
County: New Madrid	Intersection improvements at Rte. E and Rte. FF.					Engineering:	37	1	1	1	91	0					
Route: US 60						R/W:	0	0	0	0	0	0					
Job No.: 9P3046						Construction:	0	0	0	0	954	0					
Length: 0.40	MPO: N					FFOS:	0	0	0	0	0	0					
Fund Cat: Safety					Fed: 944	State: 104	Local: 0					Payments:	0	0	0	0	0
Sec Cat: Safety	Awd Date: 2020	Anticipated Fed Cat: Safety															
TIP #:	Future Cost: 0	Estimate Total: 1,085															
County: New Madrid	Pavement improvements on the eastbound lane from Rte. 61 to I-57.					Engineering:	0	17	105	0	0	0					
Route: US 60						R/W:	0	0	0	0	0	0					
Job No.: 9P3201						Construction:	0	0	1,281	0	0	0					
Length: 2.70	MPO: N					FFOS:	0	0	0	0	0	0					
Fund Cat: Taking Care Of System					AC-State: 1,123	State: 280	Local: 0					Payments:	0	0	0	0	0
Sec Cat: Thin Lift Overlay	Awd Date: 2018	Anticipated Fed Cat: S.T.P.															
TIP #:	Future Cost: 0	Estimate Total: 1,403															
County: New Madrid	Pavement improvements and addition of two foot shoulders from Rte. 61 to Rte. 102.					Engineering:	0	23	205	0	0	0					
Route: MO 80						R/W:	0	0	0	0	0	0					
Job No.: 9S3253						Construction:	0	0	2,391	0	0	0					
Length: 13.26	MPO: N					FFOS:	0	0	0	0	0	0					
Fund Cat: Taking Care Of System					AC-State: 2,095	State: 524	Local: 0					Payments:	0	0	0	0	0
Sec Cat: Thin Lift Overlay	Awd Date: Fall 17	Anticipated Fed Cat: S.T.P.															
TIP #:	Future Cost: 0	Estimate Total: 2,619															
County: New Madrid	Bridge improvements over North Cut Ditch. Project involves bridge P0413.					Engineering:	0	5	26	64	0	0					
Route: RT AA						R/W:	0	0	4	0	0	0					
Job No.: 9S3231						Construction:	0	0	0	608	0	0					
Length: 0.20	MPO: N					FFOS:	0	0	0	0	0	0					
Fund Cat: Taking Care Of System					Fed: 565	State: 142	Local: 0					Payments:	0	0	0	0	0
Sec Cat: Rehab And Reconst	Awd Date: 2019	Anticipated Fed Cat: S.T.P.															
TIP #:	Future Cost: 0	Estimate Total: 707															

* Subject to the approval of the Transportation Improvement Plan by the governing Metropolitan Planning Organization.



2017-2021 Highway and Bridge Construction Schedule

Construction contingency applied to construction cost in the year the project is awarded.
 Three percent project growth factor compounded annually is applied to right-of-way and construction costs in program years 2, 3, 4, and 5.
 No inflation is applied to the Funding From Other Sources (FFOS) or Payments.
 Engineering includes PE costs, CE costs and R/W incidentals.

						STATE FISCAL YEAR PROJECT BUDGETING						
						Prior Prog.	7/2016-6/2017	7/2017-6/2018	7/2018-6/2019	7/2019-6/2020	7/2020-6/2021	
County:	New Madrid	Bridge improvements over Drainage Ditch No. 258. Project involves bridge N0649.				Engineering:	65	11	69	0	0	0
Route:	RT B					R/W:	0	4	0	0	0	0
Job No.:	9S3033					Construction:	0	0	736	0	0	0
Length:	0.20	MPO:	N			FFOS:	0	0	0	0	0	0
Fund Cat:	Taking Care Of System	Fed:	656	State:	164	Local:	0					
Sec Cat:	Rehab And Reconst	Awd Date:	Fall 17	Anticipated Fed Cat:	NHPP	Payments:	0	0	0	0	0	0
TIP #:		Future Cost:	0	Estimate Total:	885							
County:	New Madrid	Pavement improvements from Rte. 153 to Rte. 412.				Engineering:	0	1	8	105	0	0
Route:	RT B					R/W:	0	0	0	0	0	0
Job No.:	9S3273					Construction:	0	0	0	1,233	0	0
Length:	20.61	MPO:	N			FFOS:	0	0	0	0	0	0
Fund Cat:	Taking Care Of System	Fed:	1,077	State:	270	Local:	0					
Sec Cat:	Thin Lift Overlay	Awd Date:	2019	Anticipated Fed Cat:	S.T.P.	Payments:	0	0	0	0	0	0
TIP #:		Future Cost:	0	Estimate Total:	1,347							
County:	New Madrid	Bridge improvements over Drainage Ditches No. 40 and No. 3. Project involves bridges L0223 and L0228.				Engineering:	0	20	27	71	0	0
Route:	RT D					R/W:	0	0	8	0	0	0
Job No.:	9S3226					Construction:	0	0	0	717	0	0
Length:	0.40	MPO:	N			FFOS:	0	0	0	0	0	0
Fund Cat:	Taking Care Of System	Fed:	675	State:	168	Local:	0					
Sec Cat:	Rehab And Reconst	Awd Date:	2019	Anticipated Fed Cat:	NHPP	Payments:	0	0	0	0	0	0
TIP #:		Future Cost:	0	Estimate Total:	843							
County:	New Madrid	Pavement improvements from Rte. 25 to Rte. 62.				Engineering:	0	5	5	127	0	0
Route:	RT D					R/W:	0	0	0	0	0	0
Job No.:	9S3250					Construction:	0	0	0	1,486	0	0
Length:	21.87	MPO:	N			FFOS:	0	0	0	0	0	0
Fund Cat:	Taking Care Of System	Fed:	1,299	State:	324	Local:	0					
Sec Cat:	Thin Lift Overlay	Awd Date:	2019	Anticipated Fed Cat:	S.T.P.	Payments:	0	0	0	0	0	0
TIP #:		Future Cost:	0	Estimate Total:	1,623							
County:	New Madrid	Bridge improvements over Drainage Ditch No. 18. Project involves bridge F0270.				Engineering:	10	75	0	0	0	0
Route:	RT F					R/W:	0	6	0	0	0	0
Job No.:	9S3147					Construction:	0	430	0	0	0	0
Length:	0.20	MPO:	N			FFOS:	0	0	0	0	0	0
Fund Cat:	Taking Care Of System	Fed:	409	State:	102	Local:	0					
Sec Cat:	Rehab And Reconst	Awd Date:	Fall 16	Anticipated Fed Cat:	NHPP	Payments:	0	0	0	0	0	0
TIP #:		Future Cost:	0	Estimate Total:	521							

* Subject to the approval of the Transportation Improvement Plan by the governing Metropolitan Planning Organization.



2017-2021 Highway and Bridge Construction Schedule

Construction contingency applied to construction cost in the year the project is awarded.
 Three percent project growth factor compounded annually is applied to right-of-way and construction costs in program years 2, 3, 4, and 5.
 No inflation is applied to the Funding From Other Sources (FFOS) or Payments.
 Engineering includes PE costs, CE costs and R/W incidentals.

						STATE FISCAL YEAR PROJECT BUDGETING						
						Prior Prog.	7/2016-6/2017	7/2017-6/2018	7/2018-6/2019	7/2019-6/2020	7/2020-6/2021	
County:	New Madrid	Bridge improvements over Saint Johns Diversion Ditch. Project involves bridge X0411.				Engineering:	31	27	76	0	0	0
Route:	RT P					R/W:	0	3	0	0	0	0
Job No.:	9S3067					Construction:	0	0	685	0	0	0
Length:	0.07	MPO: N				FFOS:	0	0	0	0	0	0
Fund Cat:	Taking Care Of System		Fed:	633	State: 158	Local: 0	Payments:	0	0	0	0	0
Sec Cat:	Rehab And Reconst	Awd Date:	Fall 17	Anticipated Fed Cat:	NHPP							
TIP #:		Future Cost:	0	Estimate Total:	822							
County:	New Madrid	Bridge improvements over Maple Slough Ditch. Project involves bridge X0413.				Engineering:	0	11	58	0	0	0
Route:	RT P					R/W:	0	4	0	0	0	0
Job No.:	9S3230					Construction:	0	0	425	0	0	0
Length:	0.20	MPO: N				FFOS:	0	0	0	0	0	0
Fund Cat:	Taking Care Of System		Fed:	398	State: 100	Local: 0	Payments:	0	0	0	0	0
Sec Cat:	Rehab And Reconst	Awd Date:	Fall 17	Anticipated Fed Cat:	NHPP							
TIP #:		Future Cost:	0	Estimate Total:	498							
County:	New Madrid	Pavement improvements from Rte. 61 to Rte. WW.				Engineering:	0	1	1	71	0	0
Route:	RT P					R/W:	0	0	0	0	0	0
Job No.:	9S3258					Construction:	0	0	0	794	0	0
Length:	14.16	MPO: N				FFOS:	0	0	0	0	0	0
Fund Cat:	Taking Care Of System		AC-State:	694	State: 173	Local: 0	Payments:	0	0	0	0	0
Sec Cat:	Thin Lift Overlay	Awd Date:	2019	Anticipated Fed Cat:	S.T.P.							
TIP #:		Future Cost:	0	Estimate Total:	867							
County:	New Madrid	Bridge improvements over Dry Run Ditch. Project involves bridge N0771.				Engineering:	38	46	0	0	0	0
Route:	RT U					R/W:	2	0	0	0	0	0
Job No.:	9S3034					Construction:	0	477	0	0	0	0
Length:	0.20	MPO: N				FFOS:	0	0	0	0	0	0
Fund Cat:	Taking Care Of System		AC-State:	418	State: 105	Local: 0	Payments:	0	0	0	0	0
Sec Cat:	Rehab And Reconst	Awd Date:	Fall 16	Anticipated Fed Cat:	S.T.P.							
TIP #:		Future Cost:	0	Estimate Total:	563							
County:	New Madrid	Pavement improvements from Rte. D to Rte. 61.				Engineering:	0	1	1	36	0	0
Route:	RT U					R/W:	0	0	0	0	0	0
Job No.:	9S3255					Construction:	0	0	0	401	0	0
Length:	4.42	MPO: N				FFOS:	0	0	0	0	0	0
Fund Cat:	Taking Care Of System		Fed:	352	State: 87	Local: 0	Payments:	0	0	0	0	0
Sec Cat:	Thin Lift Overlay	Awd Date:	2019	Anticipated Fed Cat:	S.T.P.							
TIP #:		Future Cost:	0	Estimate Total:	439							

* Subject to the approval of the Transportation Improvement Plan by the governing Metropolitan Planning Organization.



2017-2021 Highway and Bridge Construction Schedule

Construction contingency applied to construction cost in the year the project is awarded.
 Three percent project growth factor compounded annually is applied to right-of-way and construction costs in program years 2, 3, 4, and 5.
 No inflation is applied to the Funding From Other Sources (FFOS) or Payments.
 Engineering includes PE costs, CE costs and R/W incidentals.

						STATE FISCAL YEAR PROJECT BUDGETING						
						Prior Prog.	7/2016-6/2017	7/2017-6/2018	7/2018-6/2019	7/2019-6/2020	7/2020-6/2021	
County:	New Madrid	Pavement improvements from County Road 723 to end of pavement.				Engineering:	0	1	1	24	0	0
Route:	RT U					R/W:	0	0	0	0	0	
Job No.:	9S3256					Construction:	0	0	0	284	0	
Length:	3.44	MPO:	N			FFOS:	0	0	0	0	0	
Fund Cat:	Taking Care Of System	Fed:	248	State:	62	Local:	0					
Sec Cat:	Thin Lift Overlay	Awd Date:	2019	Anticipated Fed Cat:	S.T.P.	Payments:	0	0	0	0	0	
TIP #:		Future Cost:	0	Estimate Total:	310							
County:	New Madrid	Bridge improvements over Ash Slough Ditch. Project involves bridge A0159.				Engineering:	45	11	38	0	0	
Route:	RT W					R/W:	0	4	0	0	0	
Job No.:	9S3060					Construction:	0	0	497	0	0	
Length:	0.20	MPO:	N			FFOS:	0	0	0	0	0	
Fund Cat:	Taking Care Of System	Fed:	440	State:	110	Local:	0					
Sec Cat:	Rehab And Reconst	Awd Date:	Fall 17	Anticipated Fed Cat:	NHPP	Payments:	0	0	0	0	0	
TIP #:		Future Cost:	0	Estimate Total:	595							
County:	New Madrid	Bridge improvements over Wilson Bayou. Project involves A2141.				Engineering:	10	82	0	0	0	
Route:	RT WW					R/W:	0	0	0	0	0	
Job No.:	9S3146					Construction:	0	485	0	0	0	
Length:	0.20	MPO:	N			FFOS:	0	0	0	0	0	
Fund Cat:	Taking Care Of System	Fed:	453	State:	114	Local:	0					
Sec Cat:	Rehab And Reconst	Awd Date:	Fall 16	Anticipated Fed Cat:	NHPP	Payments:	0	0	0	0	0	
TIP #:		Future Cost:	0	Estimate Total:	577							
County:	New Madrid	Pavement improvements from Rte. T to end of state maintenance.				Engineering:	0	1	1	20	0	
Route:	RT YY					R/W:	0	0	0	0	0	
Job No.:	9S3259					Construction:	0	0	0	232	0	
Length:	4.06	MPO:	N			FFOS:	0	0	0	0	0	
Fund Cat:	Taking Care Of System	Fed:	204	State:	50	Local:	0					
Sec Cat:	Thin Lift Overlay	Awd Date:	2019	Anticipated Fed Cat:	S.T.P.	Payments:	0	0	0	0	0	
TIP #:		Future Cost:	0	Estimate Total:	254							
County:	Oregon	Pavement improvements and addition of two foot shoulders from Rte. EE to 0.2 miles west of Rte. 160.				Engineering:	0	50	50	505	0	
Route:	MO 142					R/W:	0	0	0	0	0	
Job No.:	9P3252					Construction:	0	0	0	6,514	0	
Length:	34.78	MPO:	N			FFOS:	0	0	0	0	0	
Fund Cat:	Taking Care Of System	Fed:	5,695	State:	1,424	Local:	0					
Sec Cat:	Thin Lift Overlay	Awd Date:	2019	Anticipated Fed Cat:	S.T.P.	Payments:	0	0	0	0	0	
TIP #:		Future Cost:	0	Estimate Total:	7,119							

* Subject to the approval of the Transportation Improvement Plan by the governing Metropolitan Planning Organization.



2017-2021 Highway and Bridge Construction Schedule

Construction contingency applied to construction cost in the year the project is awarded.
 Three percent project growth factor compounded annually is applied to right-of-way and construction costs in program years 2, 3, 4, and 5.
 No inflation is applied to the Funding From Other Sources (FFOS) or Payments.
 Engineering includes PE costs, CE costs and R/W incidentals.

						STATE FISCAL YEAR PROJECT BUDGETING						
						Prior Prog.	7/2016-6/2017	7/2017-6/2018	7/2018-6/2019	7/2019-6/2020	7/2020-6/2021	
County: Oregon	Bridge improvements over Two Mile Creek. Project involves bridge H0289.					Engineering:	0	20	40	41	224	0
Route: MO 19						R/W:	0	0	0	7	0	0
Job No.: 9S3219						Construction:	0	0	0	0	2,099	0
Length: 0.20	MPO: N					FFOS:	0	0	0	0	0	0
Fund Cat: Taking Care Of System					Fed: 1,946	State: 485	Local: 0					
Sec Cat: Rehab And Reconst	Awd Date: 2020	Anticipated Fed Cat: NHPP					Payments:	0	0	0	0	0
TIP #:	Future Cost: 0	Estimate Total: 2,431										
County: Oregon	Pavement improvements from 0.7 mile east of Rte. F to 0.5 mile west of Rte. 19.					Engineering:	10	312	0	0	0	0
Route: US 63						R/W:	0	0	0	0	0	0
Job No.: 9P3156						Construction:	0	3,285	0	0	0	0
Length: 5.90	MPO: N					FFOS:	0	0	0	0	0	0
Fund Cat: Taking Care Of System					AC-State: 2,878	State: 719	Local: 0					
Sec Cat: Thin Lift Overlay	Awd Date: Winter 17	Anticipated Fed Cat: NHPP					Payments:	0	0	0	0	0
TIP #:	Future Cost: 0	Estimate Total: 3,607										
County: Oregon	Pavement improvements Rte. 142 to Rte. 19.					Engineering:	0	7	83	0	0	0
Route: RT E						R/W:	0	0	0	0	0	0
Job No.: 9S3191						Construction:	0	0	938	0	0	0
Length: 12.41	MPO: N					FFOS:	0	0	0	0	0	0
Fund Cat: Taking Care Of System					AC-State: 822	State: 206	Local: 0					
Sec Cat: Thin Lift Overlay	Awd Date: 2018	Anticipated Fed Cat: S.T.P.					Payments:	0	0	0	0	0
TIP #:	Future Cost: 0	Estimate Total: 1,028										
County: Oregon	Bridge improvements over Janes Creek. Project involves bridge R0425.					Engineering:	10	81	0	0	0	0
Route: RT V						R/W:	0	4	0	0	0	0
Job No.: 9S3136						Construction:	0	537	0	0	0	0
Length: 0.10	MPO: N					FFOS:	0	0	0	0	0	0
Fund Cat: Taking Care Of System					Fed: 498	State: 124	Local: 0					
Sec Cat: Rehab And Reconst	Awd Date: Winter 17	Anticipated Fed Cat: NHPP					Payments:	0	0	0	0	0
TIP #:	Future Cost: 0	Estimate Total: 632										
County: Oregon	Bridge improvements over Mill Creek. Project involves bridge R0426.					Engineering:	10	86	0	0	0	0
Route: RT V						R/W:	0	4	0	0	0	0
Job No.: 9S3137						Construction:	0	567	0	0	0	0
Length: 0.10	MPO: N					FFOS:	0	0	0	0	0	0
Fund Cat: Taking Care Of System					Fed: 526	State: 131	Local: 0					
Sec Cat: Rehab And Reconst	Awd Date: Winter 17	Anticipated Fed Cat: NHPP					Payments:	0	0	0	0	0
TIP #:	Future Cost: 0	Estimate Total: 667										

* Subject to the approval of the Transportation Improvement Plan by the governing Metropolitan Planning Organization.



2017-2021 Highway and Bridge Construction Schedule

Construction contingency applied to construction cost in the year the project is awarded.
 Three percent project growth factor compounded annually is applied to right-of-way and construction costs in program years 2, 3, 4, and 5.
 No inflation is applied to the Funding From Other Sources (FFOS) or Payments.
 Engineering includes PE costs, CE costs and R/W incidentals.

						STATE FISCAL YEAR PROJECT BUDGETING						
						Prior Prog.	7/2016-6/2017	7/2017-6/2018	7/2018-6/2019	7/2019-6/2020	7/2020-6/2021	
County: Ozark	Installation of guardrail from 0.9 mile east of CRD 530 to 0.3 mile west of North Fork River.					Engineering:	40	56	0	0	0	0
Route: US 160						R/W:	0	0	0	0	0	0
Job No.: 9P3169						Construction:	0	375	0	0	0	0
Length: 0.83	MPO: N					FFOS:	0	0	0	0	0	0
Fund Cat: Safety			Fed: 387	State: 44	Local: 0	Payments:	0	0	0	0	0	0
Sec Cat: Safety	Awd Date: Spring 17	Anticipated Fed Cat: Safety										
TIP #:	Future Cost: 0	Estimate Total: 471										
County: Ozark	Pavement improvements from Rte. 125 to Rte. 5.					Engineering:	0	25	150	0	0	0
Route: US 160						R/W:	0	0	0	0	0	0
Job No.: 9P3295						Construction:	0	0	1,827	0	0	0
Length: 24.71	MPO: N					FFOS:	0	0	0	0	0	0
Fund Cat: Taking Care Of System			AC-State: 1,602	State: 400	Local: 0	Payments:	0	0	0	0	0	0
Sec Cat: Thin Lift Overlay	Awd Date: 2018	Anticipated Fed Cat: S.T.P.										
TIP #:	Future Cost: 0	Estimate Total: 2,002										
County: Ozark	Bridge improvements over Little Creek. Project involves bridge N0171.					Engineering:	10	101	0	0	0	0
Route: RT JJ						R/W:	0	4	0	0	0	0
Job No.: 9S3143						Construction:	0	653	0	0	0	0
Length: 0.20	MPO: N					FFOS:	0	0	0	0	0	0
Fund Cat: Taking Care Of System			Fed: 606	State: 152	Local: 0	Payments:	0	0	0	0	0	0
Sec Cat: Rehab And Reconst	Awd Date: Winter 17	Anticipated Fed Cat: NHPP										
TIP #:	Future Cost: 0	Estimate Total: 768										
County: Ozark	Bridge improvements over North Fork River. Project involves bridge N0670.					Engineering:	42	42	146	0	0	0
Route: RT PP						R/W:	0	5	0	0	0	0
Job No.: 9S3075						Construction:	0	0	1,566	0	0	0
Length: 0.20	MPO: N					FFOS:	0	0	0	0	0	0
Fund Cat: Taking Care Of System			Fed: 1,408	State: 351	Local: 0	Payments:	0	0	0	0	0	0
Sec Cat: Rehab And Reconst	Awd Date: Fall 17	Anticipated Fed Cat: NHPP										
TIP #:	Future Cost: 0	Estimate Total: 1,801										
County: Pemiscot	Payment to TDOT for scour remediation at Caruthersville Mississippi River Bridge. Involves bridge A1700.					Engineering:	0	0	0	0	0	0
Route: IS 155						R/W:	0	0	0	0	0	0
Job No.: 9I3087						Construction:	0	3,000	0	0	0	0
Length: 0.50	MPO: N					FFOS:	0	0	0	0	0	0
Fund Cat: Statewide Interstate And Major Bridge			Fed: 2,700	State: 300	Local: 0	Payments:	0	0	0	0	0	0
Sec Cat: Preventive Maint	Awd Date: N/A	Anticipated Fed Cat: NHPP										
TIP #:	Future Cost: 0	Estimate Total: 3,000										

* Subject to the approval of the Transportation Improvement Plan by the governing Metropolitan Planning Organization.



2017-2021 Highway and Bridge Construction Schedule

Construction contingency applied to construction cost in the year the project is awarded.

Three percent project growth factor compounded annually is applied to right-of-way and construction costs in program years 2, 3, 4, and 5.

No inflation is applied to the Funding From Other Sources (FFOS) or Payments.

Engineering includes PE costs, CE costs and R/W incidentals.

						STATE FISCAL YEAR PROJECT BUDGETING					
						Prior Prog.	7/2016-6/2017	7/2017-6/2018	7/2018-6/2019	7/2019-6/2020	7/2020-6/2021
County:	Pemiscot	Payment to TDOT for repair of bridge deck expansion joints and navigation lights at Caruthersville Mississippi River Bridge. Involves bridge A1700.				Engineering:	0	0	0	0	0
Route:	IS 155					R/W:	0	0	0	0	0
Job No.:	913088					Construction:	0	1,800	0	0	0
Length:	0.50	MPO:	N			FFOS:	0	0	0	0	0
Fund Cat:	Statewide Interstate And Major Bridge	Fed:	1,620	State:	180	Local:	0				
Sec Cat:	Rehab And Reconst	Awd Date:	N/A		Anticipated Fed Cat:	NHPP					
TIP #:		Future Cost:	0		Estimate Total:	1,800					
County:	Pemiscot	Bridge rail improvements at various locations along Rte. I-55 and Rte. 67. Involves bridges A2537, A2518, A2538, A0070, A0257, A0259, A1466, A1929, and A1931.				Engineering:	15	93	0	0	0
Route:	IS 55					R/W:	0	0	0	0	0
Job No.:	913108					Construction:	0	924	0	0	0
Length:	0.56	MPO:	N			FFOS:	0	0	0	0	0
Fund Cat:	Taking Care Of System	AC-State:	916	State:	101	Local:	0				
Sec Cat:	Rehab And Reconst	Awd Date:	Fall 16		Anticipated Fed Cat:	NHPP					
TIP #:		Future Cost:	0		Estimate Total:	1,032					
County:	Pemiscot	Bridge approach repairs at various locations along I-55. Project involves bridges F0175, A1931, L0472, L0474, and L0475.				Engineering:	15	39	0	0	0
Route:	IS 55					R/W:	0	0	0	0	0
Job No.:	913109					Construction:	0	501	0	0	0
Length:	0.42	MPO:	N			FFOS:	0	0	0	0	0
Fund Cat:	Taking Care Of System	AC-State:	486	State:	54	Local:	0				
Sec Cat:	Rehab And Reconst	Awd Date:	Fall 16		Anticipated Fed Cat:	NHPP					
TIP #:		Future Cost:	0		Estimate Total:	555					
County:	Pemiscot	Bridge improvements over Drainage Ditch No. 70. Project involves bridge T0696.				Engineering:	0	5	5	6	36
Route:	RT A					R/W:	0	0	0	4	0
Job No.:	9S3222					Construction:	0	0	0	0	330
Length:	0.20	MPO:	N			FFOS:	0	0	0	0	0
Fund Cat:	Taking Care Of System	Fed:	309	State:	77	Local:	0				
Sec Cat:	Rehab And Reconst	Awd Date:	2020		Anticipated Fed Cat:	NHPP					
TIP #:		Future Cost:	0		Estimate Total:	386					
County:	Pemiscot	Bridge improvements over Drainage Ditch No. 66. Project involves bridge X0500.				Engineering:	0	5	5	6	50
Route:	RT CC					R/W:	0	0	0	4	0
Job No.:	9S3220					Construction:	0	0	0	0	401
Length:	0.20	MPO:	N			FFOS:	0	0	0	0	0
Fund Cat:	Taking Care Of System	Fed:	377	State:	94	Local:	0				
Sec Cat:	Rehab And Reconst	Awd Date:	2020		Anticipated Fed Cat:	S.T.P.					
TIP #:		Future Cost:	0		Estimate Total:	471					

* Subject to the approval of the Transportation Improvement Plan by the governing Metropolitan Planning Organization.



2017-2021 Highway and Bridge Construction Schedule

Construction contingency applied to construction cost in the year the project is awarded.
 Three percent project growth factor compounded annually is applied to right-of-way and construction costs in program years 2, 3, 4, and 5.
 No inflation is applied to the Funding From Other Sources (FFOS) or Payments.
 Engineering includes PE costs, CE costs and R/W incidentals.

						STATE FISCAL YEAR PROJECT BUDGETING						
						Prior Prog.	7/2016-6/2017	7/2017-6/2018	7/2018-6/2019	7/2019-6/2020	7/2020-6/2021	
County:	Pemiscot	Bridge improvements over Drainage Ditches No.1, No. 251, No.258 and No. 259. Project involves bridges P0473, P0474, P0475 and P0476.				Engineering:	0	50	50	50	54	332
Route:	RT EE					R/W:	0	0	0	0	17	0
Job No.:	9S3232					Construction:	0	0	0	0	0	3,800
Length:	0.43	MPO:	N			FFOS:	0	0	0	0	0	0
Fund Cat:	Taking Care Of System	Fed:	3,483	State:	870	Local:	0					
Sec Cat:	Rehab And Reconst	Awd Date:	2021	Anticipated Fed Cat:	NHPP							
TIP #:		Future Cost:	0	Estimate Total:	4,353							
County:	Pemiscot	Bridge improvements over Drainage Ditch No. 84. Project involves bridge X0938.				Engineering:	0	5	21	61	0	0
Route:	RT HH					R/W:	0	0	4	0	0	0
Job No.:	9S3225					Construction:	0	0	0	555	0	0
Length:	0.20	MPO:	N			FFOS:	0	0	0	0	0	0
Fund Cat:	Taking Care Of System	Fed:	517	State:	129	Local:	0					
Sec Cat:	Rehab And Reconst	Awd Date:	2019	Anticipated Fed Cat:	S.T.P.							
TIP #:		Future Cost:	0	Estimate Total:	646							
County:	Pemiscot	Bridge improvements over Lateral Ditch No. 9. Project involves bridge T0143.				Engineering:	0	5	11	34	0	0
Route:	RT K					R/W:	0	0	4	0	0	0
Job No.:	9S3228					Construction:	0	0	0	299	0	0
Length:	0.20	MPO:	N			FFOS:	0	0	0	0	0	0
Fund Cat:	Taking Care Of System	Fed:	282	State:	71	Local:	0					
Sec Cat:	Rehab And Reconst	Awd Date:	2019	Anticipated Fed Cat:	S.T.P.							
TIP #:		Future Cost:	0	Estimate Total:	353							
County:	Pemiscot	Bridge improvements over Main Ditch No. 8. Project involves bridge S0883.				Engineering:	0	5	5	6	34	0
Route:	RT T					R/W:	0	0	0	4	0	0
Job No.:	9S3227					Construction:	0	0	0	0	308	0
Length:	0.20	MPO:	N			FFOS:	0	0	0	0	0	0
Fund Cat:	Taking Care Of System	Fed:	289	State:	73	Local:	0					
Sec Cat:	Rehab And Reconst	Awd Date:	2020	Anticipated Fed Cat:	S.T.P.							
TIP #:		Future Cost:	0	Estimate Total:	362							
County:	Pemiscot	Pavement improvements from I-55 to Rte. 84.				Engineering:	10	15	135	0	0	0
Route:	RT U					R/W:	0	0	0	0	0	0
Job No.:	9S3157					Construction:	0	0	1,579	0	0	0
Length:	5.08	MPO:	N			FFOS:	0	0	0	0	0	0
Fund Cat:	Taking Care Of System	AC-State:	1,383	State:	346	Local:	0					
Sec Cat:	Thin Lift Overlay	Awd Date:	2018	Anticipated Fed Cat:	S.T.P.							
TIP #:		Future Cost:	0	Estimate Total:	1,739							

* Subject to the approval of the Transportation Improvement Plan by the governing Metropolitan Planning Organization.



2017-2021 Highway and Bridge Construction Schedule

Construction contingency applied to construction cost in the year the project is awarded.

Three percent project growth factor compounded annually is applied to right-of-way and construction costs in program years 2, 3, 4, and 5.

No inflation is applied to the Funding From Other Sources (FFOS) or Payments.

Engineering includes PE costs, CE costs and R/W incidentals.

						STATE FISCAL YEAR PROJECT BUDGETING						
						Prior Prog.	7/2016-6/2017	7/2017-6/2018	7/2018-6/2019	7/2019-6/2020	7/2020-6/2021	
County:	Perry	Bridge deck and structural repairs over Mississippi River at Chester. Project involves bridge L0135. \$810,000 IDOT funds.				Engineering:	10	10	131	0	0	0
Route:	MO 51					R/W:	0	0	0	0	0	0
Job No.:	9P3104					Construction:	0	0	1,669	0	0	0
Length:	0.40	MPO:	N			FFOS:	0	0	810	0	0	0
Fund Cat:	Statewide Interstate And Major Bridge	Fed:	972	State:	28	Local:	810					
Sec Cat:	Rehab And Reconst	Awd Date:	2018	Anticipated Fed Cat:	NHPP		Payments:	0	0	0	0	0
TIP #:		Future Cost:	0	Estimate Total:	1,820							
County:	Perry	Pavement improvements from Rte. T to Rte. 51. \$99,000 District Operating Budget.				Engineering:	0	12	0	0	0	0
Route:	OR 55					R/W:	0	0	0	0	0	0
Job No.:	9S3178					Construction:	0	99	0	0	0	0
Length:	1.65	MPO:	N			FFOS:	0	99	0	0	0	0
Fund Cat:	Taking Care Of System	AC-State:	89	State:	22	Local:	0					
Sec Cat:	Thin Lift Overlay	Awd Date:	Fall 16	Anticipated Fed Cat:	S.T.P.		Payments:	0	0	0	0	0
TIP #:		Future Cost:	0	Estimate Total:	111							
County:	Perry	Bridge improvements over Indian Creek. Project involves bridge S0177.				Engineering:	10	132	0	0	0	0
Route:	RT A					R/W:	0	4	0	0	0	0
Job No.:	9S3141					Construction:	0	839	0	0	0	0
Length:	0.20	MPO:	N			FFOS:	0	0	0	0	0	0
Fund Cat:	Taking Care Of System	Fed:	779	State:	196	Local:	0					
Sec Cat:	Rehab And Reconst	Awd Date:	Spring 17	Anticipated Fed Cat:	NHPP		Payments:	0	0	0	0	0
TIP #:		Future Cost:	0	Estimate Total:	985							
County:	Perry	Pavement improvements from Rte. O in Perry County to Rte. 72 in Bollinger County. \$605,000 District Operating Budget.				Engineering:	0	52	0	0	0	0
Route:	RT K					R/W:	0	0	0	0	0	0
Job No.:	9S3173					Construction:	0	605	0	0	0	0
Length:	10.09	MPO:	N			FFOS:	0	605	0	0	0	0
Fund Cat:	Taking Care Of System	AC-State:	526	State:	131	Local:	0					
Sec Cat:	Thin Lift Overlay	Awd Date:	Fall 16	Anticipated Fed Cat:	S.T.P.		Payments:	0	0	0	0	0
TIP #:		Future Cost:	0	Estimate Total:	657							
County:	Perry	Pavement improvements and addition of two foot shoulders from Rte. BB to Rte. 51.				Engineering:	0	20	20	229	0	0
Route:	RT T					R/W:	0	0	0	0	0	0
Job No.:	9S3260					Construction:	0	0	0	2,891	0	0
Length:	15.95	MPO:	N			FFOS:	0	0	0	0	0	0
Fund Cat:	Taking Care Of System	Fed:	2,529	State:	631	Local:	0					
Sec Cat:	Thin Lift Overlay	Awd Date:	2019	Anticipated Fed Cat:	S.T.P.		Payments:	0	0	0	0	0
TIP #:		Future Cost:	0	Estimate Total:	3,160							

* Subject to the approval of the Transportation Improvement Plan by the governing Metropolitan Planning Organization.



2017-2021 Highway and Bridge Construction Schedule

Construction contingency applied to construction cost in the year the project is awarded.
 Three percent project growth factor compounded annually is applied to right-of-way and construction costs in program years 2, 3, 4, and 5.
 No inflation is applied to the Funding From Other Sources (FFOS) or Payments.
 Engineering includes PE costs, CE costs and R/W incidentals.

						STATE FISCAL YEAR PROJECT BUDGETING						
						Prior Prog.	7/2016-6/2017	7/2017-6/2018	7/2018-6/2019	7/2019-6/2020	7/2020-6/2021	
County: Reynolds	Pavement improvements and addition of shoulders from Rte. K near Ellington to Rte. 49 west of Lesterville. \$1,668,000 Open Container funds.					Engineering:	10	419	0	0	0	0
Route: MO 21						R/W:	0	0	0	0	0	0
Job No.: 9P3162						Construction:	0	4,353	0	0	0	0
Length: 20.15	MPO: N					FFOS:	0	1,668	0	0	0	0
Fund Cat: Taking Care Of System			Fed: 3,817	State: 955	Local: 0	Payments:	0	0	0	0	0	0
Sec Cat: Thin Lift Overlay	Awd Date: Fall 16	Anticipated Fed Cat: S.T.P.										
TIP #:	Future Cost: 0	Estimate Total: 4,782										
County: Reynolds	Pavement improvements from County Road 818 to Rte. 21/72.					Engineering:	0	8	85	0	0	0
Route: MO 49						R/W:	0	0	0	0	0	0
Job No.: 9P3188						Construction:	0	0	974	0	0	0
Length: 11.10	MPO: N					FFOS:	0	0	0	0	0	0
Fund Cat: Taking Care Of System			AC-State: 853	State: 214	Local: 0	Payments:	0	0	0	0	0	0
Sec Cat: Thin Lift Overlay	Awd Date: 2018	Anticipated Fed Cat: S.T.P.										
TIP #:	Future Cost: 0	Estimate Total: 1,067										
County: Ripley	Pavement improvements from Rte. E to Rte. HH. \$1,334,000 District Operating Budget.					Engineering:	0	102	0	0	0	0
Route: MO 142						R/W:	0	0	0	0	0	0
Job No.: 9S3171						Construction:	0	1,334	0	0	0	0
Length: 22.24	MPO: N					FFOS:	0	1,334	0	0	0	0
Fund Cat: Taking Care Of System			Fed: 1,149	State: 287	Local: 0	Payments:	0	0	0	0	0	0
Sec Cat: Thin Lift Overlay	Awd Date: Fall 16	Anticipated Fed Cat: S.T.P.										
TIP #:	Future Cost: 0	Estimate Total: 1,436										
County: Ripley	Bridge improvements over Little Black River. Project involves bridge L0378.					Engineering:	0	10	10	21	85	0
Route: MO 142						R/W:	0	0	0	4	0	0
Job No.: 9S3209						Construction:	0	0	0	0	812	0
Length: 0.20	MPO: N					FFOS:	0	0	0	0	0	0
Fund Cat: Taking Care Of System			Fed: 754	State: 188	Local: 0	Payments:	0	0	0	0	0	0
Sec Cat: Rehab And Reconst	Awd Date: 2020	Anticipated Fed Cat: NHPP										
TIP #:	Future Cost: 0	Estimate Total: 942										
County: Scott	Build new interchange and connector roads south of Scott City.					Engineering:	1,086	1,019	0	0	0	0
Route: IS 55						R/W:	300	2,396	0	0	0	0
Job No.: 0I0956						Construction:	0	11,764	0	0	0	0
Length: 3.23	MPO: N					FFOS:	0	0	0	0	0	0
Fund Cat: Flexible & Other			AC-State: 13,661	State: 1,518	Local: 0	Payments:	0	0	0	0	0	0
Sec Cat: Regional	Awd Date: Winter 17	Anticipated Fed Cat: NHPP		Federal Oversight								
TIP #:	Future Cost: 0	Estimate Total: 16,565										

* Subject to the approval of the Transportation Improvement Plan by the governing Metropolitan Planning Organization.



2017-2021 Highway and Bridge Construction Schedule

Construction contingency applied to construction cost in the year the project is awarded.
 Three percent project growth factor compounded annually is applied to right-of-way and construction costs in program years 2, 3, 4, and 5.
 No inflation is applied to the Funding From Other Sources (FFOS) or Payments.
 Engineering includes PE costs, CE costs and R/W incidentals.

						STATE FISCAL YEAR PROJECT BUDGETING							
						Prior Prog.	7/2016-6/2017	7/2017-6/2018	7/2018-6/2019	7/2019-6/2020	7/2020-6/2021		
County:	Scott	Job Order Contracting for concrete pavement repair from Rte. 60 in Scott County to the Arkansas State line and all of I-155.					Engineering:	0	14	0	0	0	0
Route:	IS 55						R/W:	0	0	0	0	0	0
Job No.:	013003U						Construction:	0	125	0	0	0	0
Length:	76.99	MPO:	N				FFOS:	0	0	0	0	0	0
Fund Cat:	Statewide Interstate And Major Bridge	AC-State:	124	State:	15	Local:	0	Payments:	0	0	0	0	0
Sec Cat:	Preventive Maint	Awd Date:	Spring 17	Anticipated Fed Cat:	NHPP								
TIP #:		Future Cost:	0	Estimate Total:	139								
County:	Scott	Job Order Contracting for asphalt pavement repair from Rte. 60 in Scott County to the Arkansas State line and all of I-155.					Engineering:	0	14	0	0	0	0
Route:	IS 55						R/W:	0	0	0	0	0	0
Job No.:	013003V						Construction:	0	125	0	0	0	0
Length:	76.99	MPO:	N				FFOS:	0	0	0	0	0	0
Fund Cat:	Statewide Interstate And Major Bridge	AC-State:	124	State:	15	Local:	0	Payments:	0	0	0	0	0
Sec Cat:	Preventive Maint	Awd Date:	Spring 17	Anticipated Fed Cat:	NHPP								
TIP #:		Future Cost:	0	Estimate Total:	139								
County:	Scott	Pavement improvements from I-57 to north of Rte. 61/62 near Ristin, from 3 miles south of 162 near Portageville to 0.8 mile south of I-155 near Hayti, and from 2.6 miles south of Rte. E near Holland to Arkansas State line.					Engineering:	125	1,000	0	0	0	0
Route:	IS 55						R/W:	0	0	0	0	0	0
Job No.:	913111						Construction:	0	12,757	0	0	0	0
Length:	31.27	MPO:	N				FFOS:	0	0	0	0	0	0
Fund Cat:	Statewide Interstate And Major Bridge	AC-State:	12,380	State:	1,377	Local:	0	Payments:	0	0	0	0	0
Sec Cat:	Rehab And Reconst	Awd Date:	Winter 17	Anticipated Fed Cat:	NHPP								
TIP #:		Future Cost:	0	Estimate Total:	13,882								
County:	Scott	Bridge improvements on southbound I-55 at I-57 interchange. Project involves bridge A0939.					Engineering:	10	163	0	0	0	0
Route:	IS 55						R/W:	0	0	0	0	0	0
Job No.:	913127						Construction:	0	1,100	0	0	0	0
Length:	0.11	MPO:	N				FFOS:	0	0	0	0	0	0
Fund Cat:	Statewide Interstate And Major Bridge	Fed:	1,010	State:	253	Local:	0	Payments:	0	0	0	0	0
Sec Cat:	Rehab And Reconst	Awd Date:	Spring 17	Anticipated Fed Cat:	NHPP								
TIP #:		Future Cost:	0	Estimate Total:	1,273								
County:	Scott	Bridge improvements over the Union Pacific railroad and Rte. M. Project involves bridge J0356.					Engineering:	60	51	154	0	0	0
Route:	US 61						R/W:	0	2	0	0	0	0
Job No.:	9S3063						Construction:	0	0	1,554	0	0	0
Length:	0.20	MPO:	N				FFOS:	0	0	0	0	0	0
Fund Cat:	Taking Care Of System	Fed:	1,409	State:	352	Local:	0	Payments:	0	0	0	0	0
Sec Cat:	Rehab And Reconst	Awd Date:	2018	Anticipated Fed Cat:	NHPP								
TIP #:		Future Cost:	0	Estimate Total:	1,821								

* Subject to the approval of the Transportation Improvement Plan by the governing Metropolitan Planning Organization.



2017-2021 Highway and Bridge Construction Schedule

Construction contingency applied to construction cost in the year the project is awarded.
 Three percent project growth factor compounded annually is applied to right-of-way and construction costs in program years 2, 3, 4, and 5.
 No inflation is applied to the Funding From Other Sources (FFOS) or Payments.
 Engineering includes PE costs, CE costs and R/W incidentals.

						STATE FISCAL YEAR PROJECT BUDGETING						
						Prior Prog.	7/2016-6/2017	7/2017-6/2018	7/2018-6/2019	7/2019-6/2020	7/2020-6/2021	
County:	Scott	Pavement improvements from 0.6 mile north of Rte. Y to Rte. 60.				Engineering:	0	15	15	170	0	0
Route:	US 61					R/W:	0	0	0	0	0	0
Job No.:	9S3282					Construction:	0	0	0	2,146	0	0
Length:	3.19	MPO:	N			FFOS:	0	0	0	0	0	0
Fund Cat:	Taking Care Of System	Fed:	1,877	State:	469	Local:	0					
Sec Cat:	Thin Lift Overlay	Awd Date:	2019	Anticipated Fed Cat:	S.T.P.	Payments:	0	0	0	0	0	0
TIP #:		Future Cost:	0	Estimate Total:	2,346							
County:	Scott	Pavement improvements from Rte. 61 to Rte. H/AA.				Engineering:	0	2	2	49	0	0
Route:	US 62					R/W:	0	0	0	0	0	0
Job No.:	9S3271					Construction:	0	0	0	577	0	0
Length:	2.52	MPO:	N			FFOS:	0	0	0	0	0	0
Fund Cat:	Taking Care Of System	Fed:	506	State:	124	Local:	0					
Sec Cat:	Thin Lift Overlay	Awd Date:	2019	Anticipated Fed Cat:	S.T.P.	Payments:	0	0	0	0	0	0
TIP #:		Future Cost:	0	Estimate Total:	630							
County:	Scott	Bridge improvements over North Cut Ditch. Project involves bridge G0438.				Engineering:	0	10	26	114	0	0
Route:	MO 77					R/W:	0	0	4	0	0	0
Job No.:	9S3281					Construction:	0	0	0	948	0	0
Length:	0.12	MPO:	N			FFOS:	0	0	0	0	0	0
Fund Cat:	Taking Care Of System	Fed:	881	State:	221	Local:	0					
Sec Cat:	Rehab And Reconst	Awd Date:	2019	Anticipated Fed Cat:	NHPP	Payments:	0	0	0	0	0	0
TIP #:		Future Cost:	0	Estimate Total:	1,102							
County:	Scott	Bridge improvements over Drainage Ditch No. 291. Project involves bridge S0665.				Engineering:	0	5	5	7	43	0
Route:	MO 91					R/W:	0	0	0	8	0	0
Job No.:	9S3278					Construction:	0	0	0	0	379	0
Length:	0.11	MPO:	N			FFOS:	0	0	0	0	0	0
Fund Cat:	Taking Care Of System	Fed:	357	State:	90	Local:	0					
Sec Cat:	Rehab And Reconst	Awd Date:	2020	Anticipated Fed Cat:	NHPP	Payments:	0	0	0	0	0	0
TIP #:		Future Cost:	0	Estimate Total:	447							
County:	Scott	Bridge improvements over Drainage Ditch No. 35. Project involves bridge S0744.				Engineering:	0	5	5	7	41	0
Route:	MO 91					R/W:	0	0	0	8	0	0
Job No.:	9S3279					Construction:	0	0	0	0	363	0
Length:	0.12	MPO:	N			FFOS:	0	0	0	0	0	0
Fund Cat:	Taking Care Of System	Fed:	342	State:	87	Local:	0					
Sec Cat:	Rehab And Reconst	Awd Date:	2020	Anticipated Fed Cat:	NHPP	Payments:	0	0	0	0	0	0
TIP #:		Future Cost:	0	Estimate Total:	429							

* Subject to the approval of the Transportation Improvement Plan by the governing Metropolitan Planning Organization.



2017-2021 Highway and Bridge Construction Schedule

Construction contingency applied to construction cost in the year the project is awarded.
 Three percent project growth factor compounded annually is applied to right-of-way and construction costs in program years 2, 3, 4, and 5.
 No inflation is applied to the Funding From Other Sources (FFOS) or Payments.
 Engineering includes PE costs, CE costs and R/W incidentals.

						STATE FISCAL YEAR PROJECT BUDGETING						
						Prior Prog.	7/2016-6/2017	7/2017-6/2018	7/2018-6/2019	7/2019-6/2020	7/2020-6/2021	
County:	Scott	Bridge improvements over Caney Creek. Project involves bridge T0341.				Engineering:	10	67	0	0	0	0
Route:	RT A					R/W:	0	5	0	0	0	0
Job No.:	9S3150					Construction:	0	392	0	0	0	0
Length:	0.20	MPO:	N			FFOS:	0	0	0	0	0	0
Fund Cat:	Taking Care Of System	Fed:	372	State:	92	Local:	0					
Sec Cat:	Rehab And Reconst	Awd Date:	Winter 17	Anticipated Fed Cat:	NHPP	Payments:	0	0	0	0	0	0
TIP #:		Future Cost:	0	Estimate Total:	474							
County:	Scott	Pavement improvements from Rte. 62 to Rte 80.				Engineering:	0	1	1	50	0	0
Route:	RT AA					R/W:	0	0	0	0	0	0
Job No.:	9S3267					Construction:	0	0	0	556	0	0
Length:	9.88	MPO:	N			FFOS:	0	0	0	0	0	0
Fund Cat:	Taking Care Of System	Fed:	487	State:	121	Local:	0					
Sec Cat:	Thin Lift Overlay	Awd Date:	2019	Anticipated Fed Cat:	S.T.P.	Payments:	0	0	0	0	0	0
TIP #:		Future Cost:	0	Estimate Total:	608							
County:	Scott	Pavement improvements from Rte. 77 to Rte. U.				Engineering:	0	1	1	31	0	0
Route:	RT H					R/W:	0	0	0	0	0	0
Job No.:	9S3240					Construction:	0	0	0	358	0	0
Length:	5.80	MPO:	N			FFOS:	0	0	0	0	0	0
Fund Cat:	Taking Care Of System	Fed:	312	State:	79	Local:	0					
Sec Cat:	Thin Lift Overlay	Awd Date:	2019	Anticipated Fed Cat:	S.T.P.	Payments:	0	0	0	0	0	0
TIP #:		Future Cost:	0	Estimate Total:	391							
County:	Scott	Pavement improvements from east of Rte. 61 to west of Rte. H near Sikeston.				Engineering:	10	67	0	0	0	0
Route:	RT HH					R/W:	0	0	0	0	0	0
Job No.:	9S3159					Construction:	0	781	0	0	0	0
Length:	3.90	MPO:	N			FFOS:	0	0	0	0	0	0
Fund Cat:	Taking Care Of System	AC-State:	678	State:	170	Local:	0					
Sec Cat:	Thin Lift Overlay	Awd Date:	Winter 17	Anticipated Fed Cat:	S.T.P.	Payments:	0	0	0	0	0	0
TIP #:		Future Cost:	0	Estimate Total:	858							
County:	Scott	Bridge improvements over Drainage Ditch. Project involves bridge N0256.				Engineering:	0	16	48	0	0	0
Route:	RT O					R/W:	0	4	0	0	0	0
Job No.:	9S3277					Construction:	0	0	389	0	0	0
Length:	0.11	MPO:	N			FFOS:	0	0	0	0	0	0
Fund Cat:	Taking Care Of System	Fed:	366	State:	91	Local:	0					
Sec Cat:	Rehab And Reconst	Awd Date:	Fall 17	Anticipated Fed Cat:	S.T.P.	Payments:	0	0	0	0	0	0
TIP #:		Future Cost:	0	Estimate Total:	457							

* Subject to the approval of the Transportation Improvement Plan by the governing Metropolitan Planning Organization.



2017-2021 Highway and Bridge Construction Schedule

Construction contingency applied to construction cost in the year the project is awarded.
 Three percent project growth factor compounded annually is applied to right-of-way and construction costs in program years 2, 3, 4, and 5.
 No inflation is applied to the Funding From Other Sources (FFOS) or Payments.
 Engineering includes PE costs, CE costs and R/W incidentals.

						STATE FISCAL YEAR PROJECT BUDGETING						
						Prior Prog.	7/2016-6/2017	7/2017-6/2018	7/2018-6/2019	7/2019-6/2020	7/2020-6/2021	
County:	Scott	Bridge improvements over St. John's Drainage Ditch. Project involves bridge N0716.				Engineering:	0	20	56	0	0	0
Route:	RT U					R/W:	0	0	0	0	0	0
Job No.:	9S3276					Construction:	0	0	472	0	0	0
Length:	0.12	MPO: N				FFOS:	0	0	0	0	0	0
Fund Cat:	Taking Care Of System		Fed:	439	State:	109	Local:	0				
Sec Cat:	Rehab And Reconst	Awd Date:	Fall 17	Anticipated Fed Cat:	NHPP							
TIP #:		Future Cost:	0	Estimate Total:	548	Payments:	0	0	0	0	0	0
County:	Scott	Bridge improvements over Drainage Ditch No. 289. Project involves bridge P0098.				Engineering:	0	2	10	29	0	0
Route:	RT W					R/W:	0	0	8	0	0	0
Job No.:	9S3280					Construction:	0	0	0	251	0	0
Length:	0.11	MPO: N				FFOS:	0	0	0	0	0	0
Fund Cat:	Taking Care Of System		Fed:	240	State:	60	Local:	0				
Sec Cat:	Rehab And Reconst	Awd Date:	2019	Anticipated Fed Cat:	NHPP							
TIP #:		Future Cost:	0	Estimate Total:	300	Payments:	0	0	0	0	0	0
County:	Shannon	Bridge improvements over Sinking Creek 3 miles south of Rte. EE. Project involves bridge H0079.				Engineering:	344	386	0	0	0	0
Route:	MO 19					R/W:	0	14	0	0	0	0
Job No.:	9P0438					Construction:	0	2,867	0	0	0	0
Length:	1.00	MPO: N				FFOS:	0	0	0	0	0	0
Fund Cat:	Taking Care Of System		Fed:	2,614	State:	653	Local:	0				
Sec Cat:	Rehab And Reconst	Awd Date:	Winter 17	Anticipated Fed Cat:	NHPP							
TIP #:		Future Cost:	0	Estimate Total:	3,611	Payments:	0	0	0	0	0	0
County:	Shannon	Pavement improvements on eastbound lane from Rte. 19 to Winona.				Engineering:	0	5	5	64	0	0
Route:	US 60					R/W:	0	0	0	0	0	0
Job No.:	9P3197					Construction:	0	0	0	788	0	0
Length:	2.62	MPO: N				FFOS:	0	0	0	0	0	0
Fund Cat:	Taking Care Of System		AC-State:	689	State:	173	Local:	0				
Sec Cat:	Thin Lift Overlay	Awd Date:	2019	Anticipated Fed Cat:	S.T.P.							
TIP #:		Future Cost:	0	Estimate Total:	862	Payments:	0	0	0	0	0	0
County:	Shannon	Pavement improvements on eastbound lane from County Road 583 to Rte. P.				Engineering:	0	10	10	121	0	0
Route:	US 60					R/W:	0	0	0	0	0	0
Job No.:	9P3198					Construction:	0	0	0	1,508	0	0
Length:	5.04	MPO: N				FFOS:	0	0	0	0	0	0
Fund Cat:	Taking Care Of System		AC-State:	1,318	State:	331	Local:	0				
Sec Cat:	Thin Lift Overlay	Awd Date:	2019	Anticipated Fed Cat:	S.T.P.							
TIP #:		Future Cost:	0	Estimate Total:	1,649	Payments:	0	0	0	0	0	0

* Subject to the approval of the Transportation Improvement Plan by the governing Metropolitan Planning Organization.



2017-2021 Highway and Bridge Construction Schedule

Construction contingency applied to construction cost in the year the project is awarded.
 Three percent project growth factor compounded annually is applied to right-of-way and construction costs in program years 2, 3, 4, and 5.
 No inflation is applied to the Funding From Other Sources (FFOS) or Payments.
 Engineering includes PE costs, CE costs and R/W incidentals.

						STATE FISCAL YEAR PROJECT BUDGETING						
						Prior Prog.	7/2016-6/2017	7/2017-6/2018	7/2018-6/2019	7/2019-6/2020	7/2020-6/2021	
County:	Ste. Genevieve	Job Order Contracting for concrete pavement repair from the Jefferson County line to Rte. 60 in Scott County and all of I-57 in Missouri.				Engineering:	0	14	0	0	0	0
Route:	IS 55					R/W:	0	0	0	0	0	
Job No.:	013003S					Construction:	0	125	0	0	0	
Length:	121.11	MPO:	Y			FFOS:	0	0	0	0	0	
Fund Cat:	Statewide Interstate And Major Bridge	Fed:	124	State:	15	Local:	0					
Sec Cat:	Preventive Maint	Awd Date:	Spring 17	Anticipated Fed Cat:	NHPP		Payments:	0	0	0	0	
TIP #:		Future Cost:	0	Estimate Total:	139							
County:	Ste. Genevieve	Job Order Contracting for asphalt pavement repair from the Jefferson County line to Rte. 60 in Scott County and all of I-57 in Missouri.				Engineering:	0	14	0	0	0	
Route:	IS 55					R/W:	0	0	0	0	0	
Job No.:	013003T					Construction:	0	125	0	0	0	
Length:	121.11	MPO:	Y			FFOS:	0	0	0	0	0	
Fund Cat:	Statewide Interstate And Major Bridge	Fed:	124	State:	15	Local:	0					
Sec Cat:	Preventive Maint	Awd Date:	Spring 17	Anticipated Fed Cat:	NHPP		Payments:	0	0	0	0	
TIP #:		Future Cost:	0	Estimate Total:	139							
County:	Ste. Genevieve	Pavement improvements south of Rte. 00 to north of Rte. 177.				Engineering:	0	50	50	570	0	
Route:	US 61					R/W:	0	0	0	0	0	
Job No.:	9P3233					Construction:	0	0	0	7,263	0	
Length:	61.99	MPO:	Y			FFOS:	0	0	0	0	0	
Fund Cat:	Taking Care Of System	Fed:	6,346	State:	1,587	Local:	0					
Sec Cat:	Thin Lift Overlay	Awd Date:	2019	Anticipated Fed Cat:	S.T.P. Federal Oversight		Payments:	0	0	0	0	
TIP #:		Future Cost:	0	Estimate Total:	7,933							
County:	Ste. Genevieve	Pavement improvements from Rte. 61 to Rte. 32. \$182,000 District Operating Budget.				Engineering:	0	22	0	0	0	
Route:	RT A					R/W:	0	0	0	0	0	
Job No.:	9S3176					Construction:	0	182	0	0	0	
Length:	3.04	MPO:	N			FFOS:	0	182	0	0	0	
Fund Cat:	Taking Care Of System	AC-State:	164	State:	40	Local:	0					
Sec Cat:	Thin Lift Overlay	Awd Date:	Fall 16	Anticipated Fed Cat:	S.T.P.		Payments:	0	0	0	0	
TIP #:		Future Cost:	0	Estimate Total:	204							
County:	Ste. Genevieve	Pavement improvements from Rte. T to Rte. 00.				Engineering:	0	10	66	0	0	
Route:	RT DD					R/W:	0	0	0	0	0	
Job No.:	9S3234					Construction:	0	0	793	0	0	
Length:	9.78	MPO:	Y			FFOS:	0	0	0	0	0	
Fund Cat:	Taking Care Of System	Fed:	694	State:	175	Local:	0					
Sec Cat:	Thin Lift Overlay	Awd Date:	2018	Anticipated Fed Cat:	S.T.P.		Payments:	0	0	0	0	
TIP #:		Future Cost:	0	Estimate Total:	869							

* Subject to the approval of the Transportation Improvement Plan by the governing Metropolitan Planning Organization.



2017-2021 Highway and Bridge Construction Schedule

Construction contingency applied to construction cost in the year the project is awarded.

Three percent project growth factor compounded annually is applied to right-of-way and construction costs in program years 2, 3, 4, and 5.

No inflation is applied to the Funding From Other Sources (FFOS) or Payments.

Engineering includes PE costs, CE costs and R/W incidentals.

						STATE FISCAL YEAR PROJECT BUDGETING						
						Prior Prog.	7/2016-6/2017	7/2017-6/2018	7/2018-6/2019	7/2019-6/2020	7/2020-6/2021	
County:	Ste. Genevieve	Pavement improvements and addition of two foot shoulders from east of Rte. 61 to Rte. 51.				Engineering:	10	78	0	0	0	0
Route:	RT H					R/W:	0	0	0	0	0	0
Job No.:	9S3166					Construction:	0	788	0	0	0	0
Length:	6.66	MPO: N				FFOS:	0	0	0	0	0	0
Fund Cat:	Taking Care Of System		AC-State:	692	State:	174	Local:	0				
Sec Cat:	Thin Lift Overlay	Awd Date:	Winter 17	Anticipated Fed Cat:	S.T.P.							
TIP #:			Future Cost:	0	Estimate Total:	876						
County:	Stoddard	Pavement improvements from Rte. 60 to Rte. 61.				Engineering:	0	7	8	141	0	0
Route:	MO 114					R/W:	0	0	0	0	0	0
Job No.:	9S3287					Construction:	0	0	0	1,678	0	0
Length:	7.96	MPO: N				FFOS:	0	0	0	0	0	0
Fund Cat:	Taking Care Of System		Fed:	1,467	State:	367	Local:	0				
Sec Cat:	Thin Lift Overlay	Awd Date:	2019	Anticipated Fed Cat:	S.T.P.							
TIP #:			Future Cost:	0	Estimate Total:	1,834						
County:	Stoddard	Pavement improvements from Rte. 60 to Rte. 25.				Engineering:	0	20	20	272	0	0
Route:	MO 153					R/W:	0	0	0	0	0	0
Job No.:	9S3257					Construction:	0	0	0	3,360	0	0
Length:	47.02	MPO: N				FFOS:	0	0	0	0	0	0
Fund Cat:	Taking Care Of System		Fed:	2,938	State:	734	Local:	0				
Sec Cat:	Thin Lift Overlay	Awd Date:	2019	Anticipated Fed Cat:	S.T.P.							
TIP #:			Future Cost:	0	Estimate Total:	3,672						
County:	Stoddard	Pavement improvements from 0.1 mile south of Rte. O to Drake Street in Bernie.				Engineering:	0	27	54	523	0	0
Route:	MO 25					R/W:	0	0	0	0	0	0
Job No.:	9P3262					Construction:	0	0	0	6,543	0	0
Length:	29.53	MPO: N				FFOS:	0	0	0	0	0	0
Fund Cat:	Taking Care Of System		Fed:	5,717	State:	1,430	Local:	0				
Sec Cat:	Thin Lift Overlay	Awd Date:	2019	Anticipated Fed Cat:	S.T.P.							
TIP #:			Future Cost:	0	Estimate Total:	7,147						
County:	Stoddard	Pavement improvements and addition of two foot shoulders from 0.9 mile south of Rte. 60 to Rte. B. \$147,000 District Operating Budget.				Engineering:	0	15	0	0	0	0
Route:	MO 51					R/W:	0	0	0	0	0	0
Job No.:	9S3179					Construction:	0	147	0	0	0	0
Length:	2.44	MPO: N				FFOS:	0	147	0	0	0	0
Fund Cat:	Taking Care Of System		AC-State:	130	State:	32	Local:	0				
Sec Cat:	Thin Lift Overlay	Awd Date:	Fall 16	Anticipated Fed Cat:	S.T.P.							
TIP #:			Future Cost:	0	Estimate Total:	162						

* Subject to the approval of the Transportation Improvement Plan by the governing Metropolitan Planning Organization.



2017-2021 Highway and Bridge Construction Schedule

Construction contingency applied to construction cost in the year the project is awarded.
 Three percent project growth factor compounded annually is applied to right-of-way and construction costs in program years 2, 3, 4, and 5.
 No inflation is applied to the Funding From Other Sources (FFOS) or Payments.
 Engineering includes PE costs, CE costs and R/W incidentals.

						STATE FISCAL YEAR PROJECT BUDGETING						
						Prior Prog.	7/2016-6/2017	7/2017-6/2018	7/2018-6/2019	7/2019-6/2020	7/2020-6/2021	
County:	Stoddard	Pavement improvements on eastbound lanes from 0.4 mile west of Rte. F to 0.7 mile east of Rte. 25.				Engineering:	10	286	0	0	0	0
Route:	US 60					R/W:	0	0	0	0	0	
Job No.:	9P3155					Construction:	0	3,016	0	0	0	
Length:	6.90	MPO: N				FFOS:	0	0	0	0	0	
Fund Cat:	Taking Care Of System	AC-State: 2,642	State: 660	Local: 0		Payments:	0	0	0	0	0	
Sec Cat:	Thin Lift Overlay	Awd Date: Winter 17	Anticipated Fed Cat: S.T.P.									
TIP #:		Future Cost: 0	Estimate Total: 3,312									
County:	Stoddard	Pavement improvements from Rte. AD to Rte. 25.				Engineering:	0	3	58	0	0	
Route:	BU 60					R/W:	0	0	0	0	0	
Job No.:	9S3242					Construction:	0	0	645	0	0	
Length:	2.80	MPO: N				FFOS:	0	0	0	0	0	
Fund Cat:	Taking Care Of System	AC-State: 564	State: 142	Local: 0		Payments:	0	0	0	0	0	
Sec Cat:	Thin Lift Overlay	Awd Date: 2018	Anticipated Fed Cat: S.T.P.									
TIP #:		Future Cost: 0	Estimate Total: 706									
County:	Stoddard	Bridge improvements over Drainage Ditch No. 34. Project involves bridge S0769.				Engineering:	0	5	5	7	37	
Route:	MO 91					R/W:	0	0	0	8	0	
Job No.:	9S3263					Construction:	0	0	0	0	340	
Length:	0.07	MPO: N				FFOS:	0	0	0	0	0	
Fund Cat:	Taking Care Of System	Fed: 322	State: 80	Local: 0		Payments:	0	0	0	0	0	
Sec Cat:	Rehab And Reconst	Awd Date: 2020	Anticipated Fed Cat: NHPP									
TIP #:		Future Cost: 0	Estimate Total: 402									
County:	Stoddard	Bridge improvements over Drainage Ditch No. 33. Project involves Bridge S0770.				Engineering:	0	5	5	7	37	
Route:	MO 91					R/W:	0	0	0	8	0	
Job No.:	9S3264					Construction:	0	0	0	0	340	
Length:	0.11	MPO: N				FFOS:	0	0	0	0	0	
Fund Cat:	Taking Care Of System	Fed: 322	State: 80	Local: 0		Payments:	0	0	0	0	0	
Sec Cat:	Rehab And Reconst	Awd Date: 2020	Anticipated Fed Cat: NHPP									
TIP #:		Future Cost: 0	Estimate Total: 402									
County:	Stoddard	Pavement improvements from Rte. 25 north to Rte. 25 south.				Engineering:	0	1	13	0	0	
Route:	RT AA					R/W:	0	0	0	0	0	
Job No.:	9S3272					Construction:	0	0	152	0	0	
Length:	2.19	MPO: N				FFOS:	0	0	0	0	0	
Fund Cat:	Taking Care Of System	AC-State: 133	State: 33	Local: 0		Payments:	0	0	0	0	0	
Sec Cat:	Thin Lift Overlay	Awd Date: 2018	Anticipated Fed Cat: S.T.P.									
TIP #:		Future Cost: 0	Estimate Total: 166									

* Subject to the approval of the Transportation Improvement Plan by the governing Metropolitan Planning Organization.



2017-2021 Highway and Bridge Construction Schedule

Construction contingency applied to construction cost in the year the project is awarded.
 Three percent project growth factor compounded annually is applied to right-of-way and construction costs in program years 2, 3, 4, and 5.
 No inflation is applied to the Funding From Other Sources (FFOS) or Payments.
 Engineering includes PE costs, CE costs and R/W incidentals.

						STATE FISCAL YEAR PROJECT BUDGETING							
						Prior Prog.	7/2016-6/2017	7/2017-6/2018	7/2018-6/2019	7/2019-6/2020	7/2020-6/2021		
County:	Stoddard	Pavement improvements from Rte. 60 to end of state maintenance. \$186,000 District Operating Budget.					Engineering:	0	23	0	0	0	0
Route:	RT AD						R/W:	0	0	0	0	0	0
Job No.:	9S3180						Construction:	0	186	0	0	0	0
Length:	3.10	MPO:	N				FFOS:	0	186	0	0	0	0
Fund Cat:	Taking Care Of System	AC-State:	167	State:	42	Local:	0						
Sec Cat:	Thin Lift Overlay	Awd Date:	Fall 16		Anticipated Fed Cat:	S.T.P.							
TIP #:		Future Cost:	0			Estimate Total:	209						
County:	Stoddard	Bridge improvements over Spring Creek. Project involves bridge P0056.					Engineering:	0	5	20	62	0	0
Route:	RT DD						R/W:	0	0	0	0	0	0
Job No.:	9S3275						Construction:	0	0	0	555	0	0
Length:	0.12	MPO:	N				FFOS:	0	0	0	0	0	0
Fund Cat:	Taking Care Of System	Fed:	514	State:	128	Local:	0						
Sec Cat:	Rehab And Reconst	Awd Date:	2019		Anticipated Fed Cat:	NHPP							
TIP #:		Future Cost:	0			Estimate Total:	642						
County:	Stoddard	Bridge improvements over County Drainage Ditch. Project involves bridge S0613.					Engineering:	10	66	0	0	0	0
Route:	RT H						R/W:	0	4	0	0	0	0
Job No.:	9S3145						Construction:	0	445	0	0	0	0
Length:	0.00	MPO:	N				FFOS:	0	0	0	0	0	0
Fund Cat:	Taking Care Of System	Fed:	412	State:	103	Local:	0						
Sec Cat:	Rehab And Reconst	Awd Date:	Winter 17		Anticipated Fed Cat:	NHPP							
TIP #:		Future Cost:	0			Estimate Total:	525						
County:	Stoddard	Bridge improvements over Lick Creek Drainage Ditch. Project involves bridge T0137.					Engineering:	10	139	0	0	0	0
Route:	RT J						R/W:	0	4	0	0	0	0
Job No.:	9S3149						Construction:	0	881	0	0	0	0
Length:	0.20	MPO:	N				FFOS:	0	0	0	0	0	0
Fund Cat:	Taking Care Of System	Fed:	819	State:	205	Local:	0						
Sec Cat:	Rehab And Reconst	Awd Date:	Winter 17		Anticipated Fed Cat:	NHPP							
TIP #:		Future Cost:	0			Estimate Total:	1,034						
County:	Stoddard	Bridge improvements over Castor River. Project Involves Bridge S0168.					Engineering:	31	140	0	0	0	0
Route:	RT K						R/W:	0	3	0	0	0	0
Job No.:	9S3069						Construction:	0	706	0	0	0	0
Length:	0.07	MPO:	N				FFOS:	0	0	0	0	0	0
Fund Cat:	Taking Care Of System	Fed:	679	State:	170	Local:	0						
Sec Cat:	Rehab And Reconst	Awd Date:	Winter 17		Anticipated Fed Cat:	NHPP							
TIP #:		Future Cost:	0			Estimate Total:	880						

* Subject to the approval of the Transportation Improvement Plan by the governing Metropolitan Planning Organization.



2017-2021 Highway and Bridge Construction Schedule

Construction contingency applied to construction cost in the year the project is awarded.
 Three percent project growth factor compounded annually is applied to right-of-way and construction costs in program years 2, 3, 4, and 5.
 No inflation is applied to the Funding From Other Sources (FFOS) or Payments.
 Engineering includes PE costs, CE costs and R/W incidentals.

						STATE FISCAL YEAR PROJECT BUDGETING						
						Prior Prog.	7/2016-6/2017	7/2017-6/2018	7/2018-6/2019	7/2019-6/2020	7/2020-6/2021	
County:	Stoddard	Bridge improvements over Wolf Creek Drainage Ditch. Project involves bridge P0389.				Engineering:	0	16	45	0	0	0
Route:	RT K					R/W:	0	0	0	0	0	
Job No.:	9S3274					Construction:	0	0	378	0	0	
Length:	0.11	MPO:	N		FFOS:	0	0	0	0	0		
Fund Cat:	Taking Care Of System	Fed:	351	State:	88	Local:	0		Payments:	0	0	
Sec Cat:	Rehab And Reconst	Awd Date:	Fall 17	Anticipated Fed Cat:	NHPP							
TIP #:		Future Cost:	0	Estimate Total:	439							
County:	Stoddard	Bridge improvements over Drainage Ditch No. 30. Project involves bridge N0381.				Engineering:	0	26	68	0	0	
Route:	RT N					R/W:	0	0	0	0	0	
Job No.:	9S3268					Construction:	0	0	574	0	0	
Length:	0.13	MPO:	N		FFOS:	0	0	0	0	0		
Fund Cat:	Taking Care Of System	Fed:	534	State:	134	Local:	0		Payments:	0	0	
Sec Cat:	Rehab And Reconst	Awd Date:	Fall 17	Anticipated Fed Cat:	NHPP							
TIP #:		Future Cost:	0	Estimate Total:	668							
County:	Stoddard	Bridge improvements over Drainage Ditch No. 34. Project involves bridge R0184.				Engineering:	0	20	51	0	0	
Route:	RT P					R/W:	0	0	0	0	0	
Job No.:	9S3269					Construction:	0	0	428	0	0	
Length:	0.12	MPO:	N		FFOS:	0	0	0	0	0		
Fund Cat:	Taking Care Of System	Fed:	399	State:	100	Local:	0		Payments:	0	0	
Sec Cat:	Rehab And Reconst	Awd Date:	Fall 17	Anticipated Fed Cat:	S.T.P.							
TIP #:		Future Cost:	0	Estimate Total:	499							
County:	Stoddard	Bridge improvements over Turkey Creek. Project involves bridge L0738.				Engineering:	0	5	17	51	0	
Route:	RT T					R/W:	0	0	6	0	0	
Job No.:	9S3270					Construction:	0	0	0	441	0	
Length:	0.11	MPO:	N		FFOS:	0	0	0	0	0		
Fund Cat:	Taking Care Of System	Fed:	417	State:	103	Local:	0		Payments:	0	0	
Sec Cat:	Rehab And Reconst	Awd Date:	2019	Anticipated Fed Cat:	NHPP							
TIP #:		Future Cost:	0	Estimate Total:	520							
County:	Stoddard	Bridge improvements over St. Francois River old channel. Project involves bridge R0318.				Engineering:	83	79	0	0	0	
Route:	RT U					R/W:	2	0	0	0	0	
Job No.:	9S3051					Construction:	0	519	0	0	0	
Length:	0.20	MPO:	N		FFOS:	0	0	0	0	0		
Fund Cat:	Taking Care Of System	Fed:	478	State:	120	Local:	0		Payments:	0	0	
Sec Cat:	Rehab And Reconst	Awd Date:	Fall 16	Anticipated Fed Cat:	NHPP							
TIP #:		Future Cost:	0	Estimate Total:	683							

* Subject to the approval of the Transportation Improvement Plan by the governing Metropolitan Planning Organization.



2017-2021 Highway and Bridge Construction Schedule

Construction contingency applied to construction cost in the year the project is awarded.

Three percent project growth factor compounded annually is applied to right-of-way and construction costs in program years 2, 3, 4, and 5.

No inflation is applied to the Funding From Other Sources (FFOS) or Payments.

Engineering includes PE costs, CE costs and R/W incidentals.

						STATE FISCAL YEAR PROJECT BUDGETING						
						Prior Prog.	7/2016-6/2017	7/2017-6/2018	7/2018-6/2019	7/2019-6/2020	7/2020-6/2021	
County:	Stoddard	Pavement improvements from 2.4 miles east of Rte. 25 to 0.4 mile west of Rte. 61.				Engineering:	0	10	106	0	0	0
Route:	RT Y					R/W:	0	0	0	0	0	
Job No.:	9S3251					Construction:	0	0	1,208	0	0	
Length:	20.12	MPO: N			FFOS:	0	0	0	0	0		
Fund Cat:	Taking Care Of System	AC-State: 1,059		State: 265	Local: 0	Payments:	0	0	0	0		
Sec Cat:	Thin Lift Overlay	Awd Date: 2018	Anticipated Fed Cat: S.T.P.									
TIP #:		Future Cost: 0	Estimate Total: 1,324									
County:	Stoddard	Bridge improvements over Main Ditch. Project involves bridge P0444.				Engineering:	10	81	0	0	0	
Route:	RT Z					R/W:	0	4	0	0	0	
Job No.:	9S3148					Construction:	0	534	0	0	0	
Length:	0.20	MPO: N			FFOS:	0	0	0	0	0		
Fund Cat:	Taking Care Of System	Fed: 495		State: 124	Local: 0	Payments:	0	0	0	0		
Sec Cat:	Rehab And Reconst	Awd Date: Winter 17	Anticipated Fed Cat: NHPP									
TIP #:		Future Cost: 0	Estimate Total: 629									
County:	Stoddard	Bridge improvements over Drainage Ditch No. 4, Main Drainage Ditch and Little River Drainage Ditches. Project Involves Bridges P0443, N0285, N0286 and N0287.				Engineering:	0	20	20	23	134	
Route:	RT Z					R/W:	0	0	0	11	0	
Job No.:	9S3224					Construction:	0	0	0	0	1,499	
Length:	0.77	MPO: N			FFOS:	0	0	0	0	0		
Fund Cat:	Taking Care Of System	Fed: 1,365		State: 342	Local: 0	Payments:	0	0	0	0		
Sec Cat:	Rehab And Reconst	Awd Date: 2020	Anticipated Fed Cat: NHPP									
TIP #:		Future Cost: 0	Estimate Total: 1,707									
County:	Stoddard	Pavement improvements from Rte. 60 to Rte. H.				Engineering:	10	41	0	0	0	
Route:	RT ZZ					R/W:	0	0	0	0	0	
Job No.:	9S3164					Construction:	0	529	0	0	0	
Length:	8.44	MPO: N			FFOS:	0	0	0	0	0		
Fund Cat:	Taking Care Of System	AC-State: 456		State: 114	Local: 0	Payments:	0	0	0	0		
Sec Cat:	Thin Lift Overlay	Awd Date: Fall 16	Anticipated Fed Cat: S.T.P.									
TIP #:		Future Cost: 0	Estimate Total: 580									
County:	Texas	Pavement improvements from Rte. 32 to Rte. 17. \$1,056,000 District Operating budget.				Engineering:	0	82	0	0	0	
Route:	MO 137					R/W:	0	0	0	0	0	
Job No.:	9S3174					Construction:	0	1,056	0	0	0	
Length:	17.60	MPO: N			FFOS:	0	1,056	0	0	0		
Fund Cat:	Taking Care Of System	AC-State: 911		State: 227	Local: 0	Payments:	0	0	0	0		
Sec Cat:	Thin Lift Overlay	Awd Date: Fall 16	Anticipated Fed Cat: S.T.P.									
TIP #:		Future Cost: 0	Estimate Total: 1,138									

* Subject to the approval of the Transportation Improvement Plan by the governing Metropolitan Planning Organization.



2017-2021 Highway and Bridge Construction Schedule

Construction contingency applied to construction cost in the year the project is awarded.
 Three percent project growth factor compounded annually is applied to right-of-way and construction costs in program years 2, 3, 4, and 5.
 No inflation is applied to the Funding From Other Sources (FFOS) or Payments.
 Engineering includes PE costs, CE costs and R/W incidentals.

						STATE FISCAL YEAR PROJECT BUDGETING						
						Prior Prog.	7/2016-6/2017	7/2017-6/2018	7/2018-6/2019	7/2019-6/2020	7/2020-6/2021	
County:	Texas	Pavement improvements and addition of two foot shoulders from Rte. 63 in Houston to Rte. 106 in Summersville.				Engineering:	10	345	1	0	0	0
Route:	MO 17					R/W:	0	0	0	0	0	0
Job No.:	9P3161					Construction:	0	3,603	0	0	0	0
Length:	22.40	MPO:	N			FFOS:	0	0	0	0	0	0
Fund Cat:	Taking Care Of System	AC-State:	3,159	State:	790	Local:	0					
Sec Cat:	Thin Lift Overlay	Awd Date:	Fall 16	Anticipated Fed Cat:	S.T.P.	Payments:	0	0	0	0	0	0
TIP #:		Future Cost:	0	Estimate Total:	3,959							
County:	Texas	Bridge improvements over Big Creek. Project involves bridge J0617.				Engineering:	0	20	40	41	193	0
Route:	MO 17					R/W:	0	0	0	16	0	0
Job No.:	9P3212					Construction:	0	0	0	0	1,897	0
Length:	0.20	MPO:	N			FFOS:	0	0	0	0	0	0
Fund Cat:	Taking Care Of System	Fed:	1,766	State:	441	Local:	0					
Sec Cat:	Rehab And Reconst	Awd Date:	2020	Anticipated Fed Cat:	NHPP	Payments:	0	0	0	0	0	0
TIP #:		Future Cost:	0	Estimate Total:	2,207							
County:	Texas	Pavement improvements from Rte. 106 in Summersville to Rte. 160 near West Plains.				Engineering:	0	328	0	0	0	0
Route:	MO 17					R/W:	0	0	0	0	0	0
Job No.:	9P3296					Construction:	0	3,328	0	0	0	0
Length:	34.06	MPO:	N			FFOS:	0	0	0	0	0	0
Fund Cat:	Taking Care Of System	AC-State:	2,924	State:	732	Local:	0					
Sec Cat:	Thin Lift Overlay	Awd Date:	Winter 17	Anticipated Fed Cat:	S.T.P.	Payments:	0	0	0	0	0	0
TIP #:		Future Cost:	0	Estimate Total:	3,656							
County:	Texas	Pavement improvements in the westbound lanes from Rte. 95 to Rte. 60/63 interchange.				Engineering:	10	10	10	182	0	0
Route:	US 60					R/W:	0	0	0	0	0	0
Job No.:	9P3120					Construction:	0	0	0	2,338	0	0
Length:	11.94	MPO:	N			FFOS:	0	0	0	0	0	0
Fund Cat:	Taking Care Of System	AC-State:	2,032	State:	508	Local:	0					
Sec Cat:	Thin Lift Overlay	Awd Date:	2019	Anticipated Fed Cat:	NHPP	Payments:	0	0	0	0	0	0
TIP #:		Future Cost:	0	Estimate Total:	2,550							
County:	Texas	Pavement improvements from south of Bus. 60 at Cabool to 0.8 mile north of Bus. 63 at Willow Springs.				Engineering:	10	134	0	0	0	0
Route:	US 60					R/W:	0	0	0	0	0	0
Job No.:	9P3158					Construction:	0	1,359	0	0	0	0
Length:	7.50	MPO:	N			FFOS:	0	0	0	0	0	0
Fund Cat:	Taking Care Of System	AC-State:	1,194	State:	299	Local:	0					
Sec Cat:	Thin Lift Overlay	Awd Date:	Fall 16	Anticipated Fed Cat:	NHPP	Payments:	0	0	0	0	0	0
TIP #:		Future Cost:	0	Estimate Total:	1,503							

* Subject to the approval of the Transportation Improvement Plan by the governing Metropolitan Planning Organization.



2017-2021 Highway and Bridge Construction Schedule

Construction contingency applied to construction cost in the year the project is awarded.
 Three percent project growth factor compounded annually is applied to right-of-way and construction costs in program years 2, 3, 4, and 5.
 No inflation is applied to the Funding From Other Sources (FFOS) or Payments.
 Engineering includes PE costs, CE costs and R/W incidentals.

						STATE FISCAL YEAR PROJECT BUDGETING						
						Prior Prog.	7/2016-6/2017	7/2017-6/2018	7/2018-6/2019	7/2019-6/2020	7/2020-6/2021	
County:	Texas	Pavement improvements from Rte. 32 to Rte. E.				Engineering:	34	1	1	199	0	0
Route:	US 63					R/W:	0	0	0	0	0	
Job No.:	9P2243					Construction:	0	0	0	3,101	0	
Length:	10.84	MPO:	N			FFOS:	0	0	0	0	0	
Fund Cat:	Taking Care Of System	Fed:	2,642	State:	660	Local:	0					
Sec Cat:	Thin Lift Overlay	Awd Date:	2019	Anticipated Fed Cat:	NHPP		Payments:	0	0	0	0	
TIP #:		Future Cost:	0	Estimate Total:	3,336							
County:	Texas	Pavement improvements from Rte. U to Rte. 60 in Cabool.				Engineering:	5	5	5	67	0	
Route:	US 63					R/W:	0	0	0	0	0	
Job No.:	9P3117					Construction:	0	0	0	879	0	
Length:	3.27	MPO:	N			FFOS:	0	0	0	0	0	
Fund Cat:	Taking Care Of System	AC-State:	765	State:	191	Local:	0					
Sec Cat:	Thin Lift Overlay	Awd Date:	2019	Anticipated Fed Cat:	NHPP		Payments:	0	0	0	0	
TIP #:		Future Cost:	0	Estimate Total:	961							
County:	Various	Safety projects at various locations in the Southeast District. \$1,660,000 from Statewide Open Container funds.				Engineering:	0	0	0	0	0	
Route:	Various					R/W:	0	0	0	0	0	
Job No.:	0P3018J					Construction:	0	0	1,710	0	0	
Length:	0.00	MPO:	N			FFOS:	0	0	1,660	0	0	
Fund Cat:	Safety	Fed:	1,539	State:	171	Local:	0					
Sec Cat:	Safety	Awd Date:	2018	Anticipated Fed Cat:	Safety		Payments:	0	0	0	0	
TIP #:		Future Cost:	0	Estimate Total:	1,710							
County:	Various	Safety projects at various locations in the Southeast District. \$1,662,000 from Statewide Open Container funds.				Engineering:	0	0	0	0	0	
Route:	Various					R/W:	0	0	0	0	0	
Job No.:	0P3019J					Construction:	0	0	0	1,763	0	
Length:	0.00	MPO:	N			FFOS:	0	0	0	1,662	0	
Fund Cat:	Safety	Fed:	1,587	State:	176	Local:	0					
Sec Cat:	Safety	Awd Date:	2019	Anticipated Fed Cat:	Safety		Payments:	0	0	0	0	
TIP #:		Future Cost:	0	Estimate Total:	1,763							
County:	Various	Safety projects at various locations in the Southeast District. \$1,662,000 from Statewide Open Container funds.				Engineering:	0	0	0	0	0	
Route:	Various					R/W:	0	0	0	0	0	
Job No.:	0P3020J					Construction:	0	0	0	0	1,816	
Length:	0.00	MPO:	N			FFOS:	0	0	0	0	1,662	
Fund Cat:	Safety	Fed:	1,634	State:	182	Local:	0					
Sec Cat:	Safety	Awd Date:	2020	Anticipated Fed Cat:	Safety		Payments:	0	0	0	0	
TIP #:		Future Cost:	0	Estimate Total:	1,816							

* Subject to the approval of the Transportation Improvement Plan by the governing Metropolitan Planning Organization.



2017-2021 Highway and Bridge Construction Schedule

Construction contingency applied to construction cost in the year the project is awarded.

Three percent project growth factor compounded annually is applied to right-of-way and construction costs in program years 2, 3, 4, and 5.

No inflation is applied to the Funding From Other Sources (FFOS) or Payments.

Engineering includes PE costs, CE costs and R/W incidentals.

						STATE FISCAL YEAR PROJECT BUDGETING					
						Prior Prog.	7/2016-6/2017	7/2017-6/2018	7/2018-6/2019	7/2019-6/2020	7/2020-6/2021
County:	Various	Safety projects at various locations in the Southeast District. \$1,662,000 from Statewide Open Container funds.				Engineering:	0	0	0	0	0
Route:	Various					R/W:	0	0	0	0	0
Job No.:	0P3021J					Construction:	0	0	0	0	1,871
Length:	0.00	MPO:	N			FFOS:	0	0	0	0	1,662
Fund Cat:	Safety	Fed:	1,684	State:	187	Local:	0				
Sec Cat:	Safety	Awd Date:	2021	Anticipated Fed Cat:	Safety		Payments:	0	0	0	0
TIP #:		Future Cost:	0	Estimate Total:	1,871						
County:	Various	ADA Transition Plan improvements in the cities of Campbell, Caruthersville and Poplar Bluff. \$1,314,000 from Statewide Transportation Alternatives funds.				Engineering:	0	66	0	0	0
Route:	Various					R/W:	0	5	0	0	0
Job No.:	0S3017J					Construction:	0	1,314	0	0	0
Length:	0.00	MPO:	N			FFOS:	0	1,314	0	0	0
Fund Cat:	Taking Care Of System	Fed:	1,108	State:	277	Local:	0				
Sec Cat:	N- Ada Trans	Awd Date:	Spring 17	Anticipated Fed Cat:	S.T.P.		Payments:	0	0	0	0
TIP #:		Future Cost:	0	Estimate Total:	1,385						
County:	Various	ADA Transition Plan improvements at various locations in the Southeast District. \$1,341,000 from Statewide Transportation Alternatives funds.				Engineering:	0	0	0	0	0
Route:	Various					R/W:	0	0	0	0	0
Job No.:	0S3018J					Construction:	0	0	1,381	0	0
Length:	0.00	MPO:	N			FFOS:	0	0	1,341	0	0
Fund Cat:	Taking Care Of System	Fed:	1,105	State:	276	Local:	0				
Sec Cat:	N- Ada Trans	Awd Date:	2018	Anticipated Fed Cat:	S.T.P.		Payments:	0	0	0	0
TIP #:		Future Cost:	0	Estimate Total:	1,381						
County:	Various	ADA Transition Plan improvements at various locations in the Southeast District. \$1,361,000 from Statewide Transportation Alternatives funds.				Engineering:	0	0	0	0	0
Route:	Various					R/W:	0	0	0	0	0
Job No.:	0S3019J					Construction:	0	0	0	1,444	0
Length:	0.00	MPO:	N			FFOS:	0	0	0	1,361	0
Fund Cat:	Taking Care Of System	Fed:	1,155	State:	289	Local:	0				
Sec Cat:	N- Ada Trans	Awd Date:	2019	Anticipated Fed Cat:	S.T.P.		Payments:	0	0	0	0
TIP #:		Future Cost:	0	Estimate Total:	1,444						
County:	Various	ADA Transition Plan improvements at various locations in the Southeast District. \$1,395,000 from Statewide Transportation Alternatives funds.				Engineering:	0	0	0	0	0
Route:	Various					R/W:	0	0	0	0	0
Job No.:	0S3020J					Construction:	0	0	0	0	1,524
Length:	0.00	MPO:	N			FFOS:	0	0	0	0	1,395
Fund Cat:	Taking Care Of System	Fed:	1,219	State:	305	Local:	0				
Sec Cat:	N- Ada Trans	Awd Date:	2020	Anticipated Fed Cat:	S.T.P.		Payments:	0	0	0	0
TIP #:		Future Cost:	0	Estimate Total:	1,524						

* Subject to the approval of the Transportation Improvement Plan by the governing Metropolitan Planning Organization.



2017-2021 Highway and Bridge Construction Schedule

Construction contingency applied to construction cost in the year the project is awarded.
 Three percent project growth factor compounded annually is applied to right-of-way and construction costs in program years 2, 3, 4, and 5.
 No inflation is applied to the Funding From Other Sources (FFOS) or Payments.
 Engineering includes PE costs, CE costs and R/W incidentals.

						STATE FISCAL YEAR PROJECT BUDGETING					
						Prior Prog.	7/2016-6/2017	7/2017-6/2018	7/2018-6/2019	7/2019-6/2020	7/2020-6/2021
County: Various	ADA Transition Plan improvements at various locations in the Southeast District.					Engineering:	0	0	0	0	98
Route: Various	\$1,395,000 from Statewide Transportation Alternatives funds.					R/W:	0	0	0	0	0
Job No.: 0S3021J						Construction:	0	0	0	0	1,570
Length: 0.00	MPO: N					FFOS:	0	0	0	0	1,395
Fund Cat: Taking Care Of System					Fed: 1,334	State: 334	Local: 0				
Sec Cat: N- Ada Trans	Awd Date: 2021	Anticipated Fed Cat: S.T.P.									
TIP #:	Future Cost: 0	Estimate Total: 1,668				Payments:	0	0	0	0	0
County: Various	Job Order Contracting for guard cable and guardrail repair at various locations in the Southeast District.					Engineering:	3	19	0	0	0
Route: Various						R/W:	0	0	0	0	0
Job No.: 9P3072						Construction:	0	250	0	0	0
Length: 0.00	MPO: N					FFOS:	0	0	0	0	0
Fund Cat: Taking Care Of System					AC-State: 215	State: 54	Local: 0				
Sec Cat: Routine Maintenance	Awd Date: Spring 17	Anticipated Fed Cat: S.T.P.									
TIP #:	Future Cost: 0	Estimate Total: 272				Payments:	0	0	0	0	0
County: Various	Job Order Contracting for guard cable and guardrail repair at various locations in the Southeast District.					Engineering:	0	1	19	0	0
Route: Various						R/W:	0	0	0	0	0
Job No.: 9P3074						Construction:	0	0	258	0	0
Length: 0.00	MPO: N					FFOS:	0	0	0	0	0
Fund Cat: Taking Care Of System					AC-State: 222	State: 56	Local: 0				
Sec Cat: Routine Maintenance	Awd Date: 2018	Anticipated Fed Cat: S.T.P.									
TIP #:	Future Cost: 0	Estimate Total: 278				Payments:	0	0	0	0	0
County: Various	Job Order Contracting for guard cable and guardrail repair at various locations in the Southeast District.					Engineering:	0	0	0	19	0
Route: Various						R/W:	0	0	0	0	0
Job No.: 9P3289						Construction:	0	0	0	265	0
Length: 0.00	MPO: N					FFOS:	0	0	0	0	0
Fund Cat: Taking Care Of System					Fed: 228	State: 56	Local: 0				
Sec Cat: Routine Maintenance	Awd Date: 2019	Anticipated Fed Cat: S.T.P.									
TIP #:	Future Cost: 0	Estimate Total: 284				Payments:	0	0	0	0	0
County: Wayne	Bridge improvements over Black River. Project involves bridge J0935.					Engineering:	0	50	50	100	105
Route: MO 34						R/W:	0	0	0	0	240
Job No.: 9P3218						Construction:	0	0	0	0	6,045
Length: 0.20	MPO: N					FFOS:	0	0	0	0	0
Fund Cat: Taking Care Of System					Fed: 5,757	State: 1,439	Local: 0				
Sec Cat: Rehab And Reconst	Awd Date: 2021	Anticipated Fed Cat: NHPP			Federal Oversight						
TIP #:	Future Cost: 0	Estimate Total: 7,196				Payments:	0	0	0	0	0

* Subject to the approval of the Transportation Improvement Plan by the governing Metropolitan Planning Organization.



2017-2021 Highway and Bridge Construction Schedule

Construction contingency applied to construction cost in the year the project is awarded.
 Three percent project growth factor compounded annually is applied to right-of-way and construction costs in program years 2, 3, 4, and 5.
 No inflation is applied to the Funding From Other Sources (FFOS) or Payments.
 Engineering includes PE costs, CE costs and R/W incidentals.

						STATE FISCAL YEAR PROJECT BUDGETING						
						Prior Prog.	7/2016-6/2017	7/2017-6/2018	7/2018-6/2019	7/2019-6/2020	7/2020-6/2021	
County: Wayne	Bridge improvements over McKenzie Creek. Project involves bridge H0899.					Engineering:	5	81	0	0	0	0
Route: MO 49						R/W:	0	11	0	0	0	0
Job No.: 9P3124						Construction:	0	623	0	0	0	0
Length: 0.07	MPO: N					FFOS:	0	0	0	0	0	0
Fund Cat: Taking Care Of System			Fed: 571	State: 144	Local: 0	Payments:	0	0	0	0	0	0
Sec Cat: Rehab And Reconst	Awd Date: Spring 17	Anticipated Fed Cat: NHPP										
TIP #:	Future Cost: 0	Estimate Total: 720										
County: Wayne	Bridge improvements over Black River. Project involves bridge R0374.					Engineering:	0	55	206	0	0	0
Route: MO 49						R/W:	0	4	0	0	0	0
Job No.: 9S3211						Construction:	0	0	1,589	0	0	0
Length: 0.20	MPO: N					FFOS:	0	0	0	0	0	0
Fund Cat: Taking Care Of System			Fed: 1,483	State: 371	Local: 0	Payments:	0	0	0	0	0	0
Sec Cat: Rehab And Reconst	Awd Date: Fall 17	Anticipated Fed Cat: NHPP										
TIP #:	Future Cost: 0	Estimate Total: 1,854										
County: Wayne	Pavement improvements from Rte. 34 to Rte. 67.					Engineering:	0	10	10	128	0	0
Route: MO 49						R/W:	0	0	0	0	0	0
Job No.: 9S3294						Construction:	0	0	0	1,585	0	0
Length: 22.36	MPO: N					FFOS:	0	0	0	0	0	0
Fund Cat: Taking Care Of System			Fed: 1,386	State: 347	Local: 0	Payments:	0	0	0	0	0	0
Sec Cat: Thin Lift Overlay	Awd Date: 2019	Anticipated Fed Cat: S.T.P.										
TIP #:	Future Cost: 0	Estimate Total: 1,733										
County: Wayne	Bridge improvements over Cedar Creek. Project involves bridges A0067 and A7532.					Engineering:	101	101	255	0	0	0
Route: US 67						R/W:	0	4	0	0	0	0
Job No.: 9P3064						Construction:	0	0	2,155	0	0	0
Length: 0.20	MPO: N					FFOS:	0	0	0	0	0	0
Fund Cat: Taking Care Of System			Fed: 2,012	State: 503	Local: 0	Payments:	0	0	0	0	0	0
Sec Cat: Rehab And Reconst	Awd Date: 2018	Anticipated Fed Cat: NHPP										
TIP #:	Future Cost: 0	Estimate Total: 2,616										
County: Wayne	Bridge improvements over Hubble Creek on the northbound ramp of Rte. 67. Project involves bridge A0255.					Engineering:	5	127	0	0	0	0
Route: OR 67						R/W:	0	4	0	0	0	0
Job No.: 9P3132						Construction:	0	743	0	0	0	0
Length: 0.07	MPO: N					FFOS:	0	0	0	0	0	0
Fund Cat: Taking Care Of System			Fed: 699	State: 175	Local: 0	Payments:	0	0	0	0	0	0
Sec Cat: Rehab And Reconst	Awd Date: Spring 17	Anticipated Fed Cat: NHPP										
TIP #:	Future Cost: 0	Estimate Total: 879										

* Subject to the approval of the Transportation Improvement Plan by the governing Metropolitan Planning Organization.



2017-2021 Highway and Bridge Construction Schedule

Construction contingency applied to construction cost in the year the project is awarded.
 Three percent project growth factor compounded annually is applied to right-of-way and construction costs in program years 2, 3, 4, and 5.
 No inflation is applied to the Funding From Other Sources (FFOS) or Payments.
 Engineering includes PE costs, CE costs and R/W incidentals.

						STATE FISCAL YEAR PROJECT BUDGETING						
						Prior Prog.	7/2016-6/2017	7/2017-6/2018	7/2018-6/2019	7/2019-6/2020	7/2020-6/2021	
County: Wayne	Bridge improvements over Lake Creek. Project involves bridge N0156.					Engineering:	0	17	112	0	0	0
Route: RT FF						R/W:	0	4	0	0	0	0
Job No.: 9S3210						Construction:	0	0	779	0	0	0
Length: 0.20	MPO: N					FFOS:	0	0	0	0	0	0
Fund Cat: Taking Care Of System					Fed: 730	State: 182	Local: 0					
Sec Cat: Rehab And Reconst	Awd Date: Fall 17	Anticipated Fed Cat: NHPP				Payments:	0	0	0	0	0	0
TIP #:	Future Cost: 0				Estimate Total: 912							
County: Wayne	Bridge improvements over McKenzie Creek. Project involves bridge A0561.					Engineering:	0	21	150	0	0	0
Route: RT HH						R/W:	0	5	0	0	0	0
Job No.: 9S3217						Construction:	0	0	1,042	0	0	0
Length: 0.20	MPO: N					FFOS:	0	0	0	0	0	0
Fund Cat: Taking Care Of System					Fed: 975	State: 243	Local: 0					
Sec Cat: Rehab And Reconst	Awd Date: Fall 17	Anticipated Fed Cat: NHPP				Payments:	0	0	0	0	0	0
TIP #:	Future Cost: 0				Estimate Total: 1,218							
County: Wayne	Bridge improvements over Stanley Creek. Project involves bridge A2982.					Engineering:	0	31	92	0	0	0
Route: RT Z						R/W:	0	4	0	0	0	0
Job No.: 9S3283						Construction:	0	0	757	0	0	0
Length: 0.12	MPO: N					FFOS:	0	0	0	0	0	0
Fund Cat: Taking Care Of System					Fed: 708	State: 176	Local: 0					
Sec Cat: Rehab And Reconst	Awd Date: Fall 17	Anticipated Fed Cat: NHPP				Payments:	0	0	0	0	0	0
TIP #:	Future Cost: 0				Estimate Total: 884							
County: Wright	Pavement improvements from Rte. F to Rte. 95.					Engineering:	10	207	0	0	0	0
Route: MO 38						R/W:	0	0	0	0	0	0
Job No.: 9S3165						Construction:	0	1,964	0	0	0	0
Length: 23.86	MPO: N					FFOS:	0	0	0	0	0	0
Fund Cat: Taking Care Of System					AC-State: 1,737	State: 434	Local: 0					
Sec Cat: Thin Lift Overlay	Awd Date: Winter 17	Anticipated Fed Cat: S.T.P.				Payments:	0	0	0	0	0	0
TIP #:	Future Cost: 0				Estimate Total: 2,181							
County: Wright	Pavement improvements from Rte. 95 to Rte. 17.					Engineering:	0	6	112	0	0	0
Route: MO 38						R/W:	0	0	0	0	0	0
Job No.: 9S3193						Construction:	0	0	1,224	0	0	0
Length: 16.93	MPO: N					FFOS:	0	0	0	0	0	0
Fund Cat: Taking Care Of System					AC-State: 1,074	State: 268	Local: 0					
Sec Cat: Thin Lift Overlay	Awd Date: 2018	Anticipated Fed Cat: S.T.P.				Payments:	0	0	0	0	0	0
TIP #:	Future Cost: 0				Estimate Total: 1,342							

* Subject to the approval of the Transportation Improvement Plan by the governing Metropolitan Planning Organization.



2017-2021 Highway and Bridge Construction Schedule

Construction contingency applied to construction cost in the year the project is awarded.
 Three percent project growth factor compounded annually is applied to right-of-way and construction costs in program years 2, 3, 4, and 5.
 No inflation is applied to the Funding From Other Sources (FFOS) or Payments.
 Engineering includes PE costs, CE costs and R/W incidentals.

						STATE FISCAL YEAR PROJECT BUDGETING						
						Prior Prog.	7/2016-6/2017	7/2017-6/2018	7/2018-6/2019	7/2019-6/2020	7/2020-6/2021	
County:	Wright	Pavement improvements and addition of two foot shoulders from Rte. Z to Rte. 60.				Engineering:	0	30	166	0	0	0
Route:	MO 5					R/W:	0	0	0	0	0	0
Job No.:	9P3288					Construction:	0	0	2,042	0	0	0
Length:	11.26	MPO: N			FFOS:	0	0	0	0	0	0	
Fund Cat:	Taking Care Of System	AC-State:	1,791	State:	447	Local:	0					
Sec Cat:	Thin Lift Overlay	Awd Date:	Fall 17	Anticipated Fed Cat:	S.T.P.							
TIP #:		Future Cost:	0	Estimate Total:	2,238	Payments:	0	0	0	0	0	
County:	Wright	Pavement improvements from the Webster County line to Whetstone Creek.				Engineering:	177	75	298	0	0	0
Route:	US 60					R/W:	0	0	0	0	0	0
Job No.:	9P3004					Construction:	0	0	3,720	0	0	0
Length:	13.43	MPO: N			FFOS:	0	0	0	0	0	0	
Fund Cat:	Taking Care Of System	AC-State:	3,274	State:	819	Local:	0					
Sec Cat:	Thin Lift Overlay	Awd Date:	2018	Anticipated Fed Cat:	NHPP							
TIP #:		Future Cost:	0	Estimate Total:	4,270	Payments:	0	0	0	0	0	
County:	Wright	Pavement improvements from Clouse Street to Rte. 76.				Engineering:	0	7	63	0	0	0
Route:	MO 95					R/W:	0	0	0	0	0	0
Job No.:	9S3192					Construction:	0	0	730	0	0	0
Length:	10.47	MPO: N			FFOS:	0	0	0	0	0	0	
Fund Cat:	Taking Care Of System	AC-State:	640	State:	160	Local:	0					
Sec Cat:	Thin Lift Overlay	Awd Date:	2018	Anticipated Fed Cat:	S.T.P.							
TIP #:		Future Cost:	0	Estimate Total:	800	Payments:	0	0	0	0	0	
County:	Wright	Bridge improvements over Beaver Creek. Project involves bridge N0590.				Engineering:	0	35	154	0	0	0
Route:	RT H					R/W:	0	4	0	0	0	0
Job No.:	9S3208					Construction:	0	0	1,149	0	0	0
Length:	0.20	MPO: N			FFOS:	0	0	0	0	0	0	
Fund Cat:	Taking Care Of System	Fed:	1,074	State:	268	Local:	0					
Sec Cat:	Rehab And Reconst	Awd Date:	Fall 17	Anticipated Fed Cat:	NHPP							
TIP #:		Future Cost:	0	Estimate Total:	1,342	Payments:	0	0	0	0	0	
County:	Wright	Pavement improvements from Rte. Y to end of state maintenance.				Engineering:	0	3	26	0	0	0
Route:	RT HH					R/W:	0	0	0	0	0	0
Job No.:	9S3194					Construction:	0	0	298	0	0	0
Length:	3.69	MPO: N			FFOS:	0	0	0	0	0	0	
Fund Cat:	Taking Care Of System	AC-State:	261	State:	66	Local:	0					
Sec Cat:	Thin Lift Overlay	Awd Date:	2018	Anticipated Fed Cat:	S.T.P.							
TIP #:		Future Cost:	0	Estimate Total:	327	Payments:	0	0	0	0	0	

* Subject to the approval of the Transportation Improvement Plan by the governing Metropolitan Planning Organization.



2017-2021 Highway and Bridge Construction Schedule

Construction contingency applied to construction cost in the year the project is awarded.
 Three percent project growth factor compounded annually is applied to right-of-way and construction costs in program years 2, 3, 4, and 5.
 No inflation is applied to the Funding From Other Sources (FFOS) or Payments.
 Engineering includes PE costs, CE costs and R/W incidentals.

						STATE FISCAL YEAR PROJECT BUDGETING						
						Prior Prog.	7/2016-6/2017	7/2017-6/2018	7/2018-6/2019	7/2019-6/2020	7/2020-6/2021	
County: Wright	Pavement improvements from Rte. 38 to Rte. 60.					Engineering:	10	53	0	0	0	0
Route: RT Y						R/W:	0	0	0	0	0	
Job No.: 9S3163						Construction:	0	634	0	0	0	
Length: 10.99	MPO: N					FFOS:	0	0	0	0	0	
Fund Cat: Taking Care Of System	AC-State: 549	State: 138	Local: 0			Payments:	0	0	0	0	0	
Sec Cat: Thin Lift Overlay	Awd Date: Fall 16	Anticipated Fed Cat: S.T.P.										
TIP #:	Future Cost: 0	Estimate Total: 697										

* Subject to the approval of the Transportation Improvement Plan by the governing Metropolitan Planning Organization.



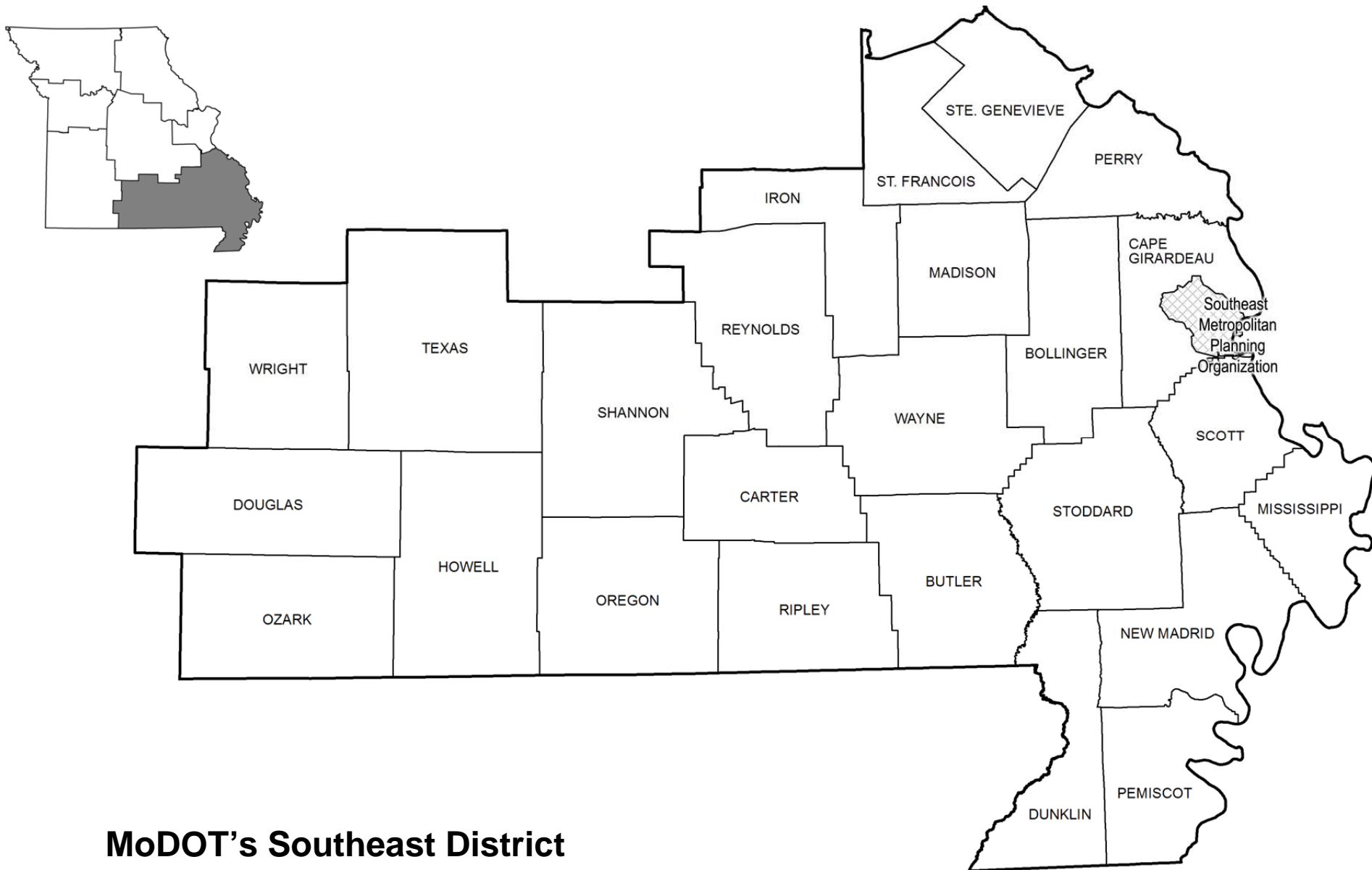
2017-2021 Highway and Bridge Construction Schedule

Construction contingency applied to construction cost in the year the project is awarded.
 Three percent project growth factor compounded annually is applied to right-of-way and construction costs in program years 2, 3, 4, and 5.
 No inflation is applied to the Funding From Other Sources (FFOS) or Payments.
 Engineering includes PE costs, CE costs and R/W incidentals.

STATE FISCAL YEAR PROJECT BUDGETING						
	Prior Prog.	7/2016-6/2017	7/2017-6/2018	7/2018-6/2019	7/2019-6/2020	7/2020-6/2021
FFOS:	0	9,276	3,811	3,023	3,057	3,057
Total R/W:	758	2,632	61	110	264	0
Total Construction:	0	94,878	70,776	69,738	16,404	16,252
Paybacks:	0	0	0	0	0	0
Sub-Total:	758	97,510	70,837	69,848	16,668	16,252
Total Engineering:	3,419	10,952	7,594	5,893	1,587	1,284
Grand Total:	4,177	108,462	78,431	75,741	18,255	17,536
		2017	2018	2019	2020	2021
State	18,035	14,770	14,922	3,363	3,319	
AC-State	54,536	27,760	10,855	0	0	
Local	0	810	0	0	0	
Sub-total State	72,571	43,340	25,777	3,363	3,319	
Federal						
Sub-total Federal	35,891	35,091	49,964	14,892	14,217	
Grand Total	108,462	78,431	75,741	18,255	17,536	

Project Count: 206

* Subject to the approval of the Transportation Improvement Plan by the governing Metropolitan Planning Organization.



MoDOT's Southeast District

PAYMENT PROJECTS



2017-2021 Highway and Bridge Construction Schedule

Construction contingency applied to construction cost in the year the project is awarded.
 Three percent project growth factor compounded annually is applied to right-of-way and construction costs in program years 2, 3, 4, and 5.
 No inflation is applied to the Funding From Other Sources (FFOS) or Payments.
 Engineering includes PE costs, CE costs and R/W incidentals.

		STATE FISCAL YEAR PROJECT BUDGETING					
		Prior Prog.	7/2016-6/2017	7/2017-6/2018	7/2018-6/2019	7/2019-6/2020	7/2020-6/2021
County: Various	Payback for Safe and Sound bridges in the Southeast District.	Engineering:	0	0	0	0	0
Route: Various		R/W:	99	0	0	0	0
Job No.: 5B0800Z		Construction:	0	0	0	0	0
Length: 0.00	MPO: N	FFOS:	99	0	0	0	0
Fund Cat: Taking Care Of System	Fed: 0 State: 29,970 Local: 0	Payments:	27,385	5,994	5,994	5,994	5,994
Sec Cat: Rehab And Reconst	Awd Date: N/A Anticipated Fed Cat: 50,001 - 75,000						
TIP #:	Future Cost: Estimate Total: 57,454						
County: Various	On-call work zone enforcement at various locations in Southeast District.	Engineering:	0	0	0	0	0
Route: Various		R/W:	0	0	0	0	0
Job No.: 9P3236		Construction:	0	0	0	0	0
Length: 0.00	MPO: N	FFOS:	0	0	0	0	0
Fund Cat: Safety	Fed: 67 State: 8 Local: 0	Payments:	0	0	75	0	0
Sec Cat: Safety	Awd Date: N/A Anticipated Fed Cat: Safety						
TIP #:	Future Cost: 0 Estimate Total: 75						
County: Various	On-call work zone enforcement at various locations in Southeast District.	Engineering:	0	0	0	0	0
Route: Various		R/W:	0	0	0	0	0
Job No.: 9P3237		Construction:	0	0	0	0	0
Length: 0.00	MPO: N	FFOS:	0	0	0	0	0
Fund Cat: Safety	Fed: 67 State: 8 Local: 0	Payments:	0	75	0	0	0
Sec Cat: Safety	Awd Date: N/A Anticipated Fed Cat: Safety						
TIP #:	Future Cost: 0 Estimate Total: 75						
County: Various	On-call work zone enforcement at various locations in Southeast District.	Engineering:	0	0	0	0	0
Route: Various		R/W:	0	0	0	0	0
Job No.: 9P3238		Construction:	0	0	0	0	0
Length: 0.00	MPO: N	FFOS:	0	0	0	0	0
Fund Cat: Safety	Fed: 67 State: 8 Local: 0	Payments:	0	0	0	75	0
Sec Cat: Safety	Awd Date: N/A Anticipated Fed Cat: Safety						
TIP #:	Future Cost: 0 Estimate Total: 75						

* Subject to the approval of the Transportation Improvement Plan by the governing Metropolitan Planning Organization.



2017-2021 Highway and Bridge Construction Schedule

Construction contingency applied to construction cost in the year the project is awarded.
 Three percent project growth factor compounded annually is applied to right-of-way and construction costs in program years 2, 3, 4, and 5.
 No inflation is applied to the Funding From Other Sources (FFOS) or Payments.
 Engineering includes PE costs, CE costs and R/W incidentals.

STATE FISCAL YEAR PROJECT BUDGETING						
	Prior Prog.	7/2016-6/2017	7/2017-6/2018	7/2018-6/2019	7/2019-6/2020	7/2020-6/2021
FFOS:	99	0	0	0	0	0
Total R/W:	99	0	0	0	0	0
Total Construction:	0	0	0	0	0	0
Paybacks:	27,385	6,069	6,069	6,069	5,994	5,994
Sub-Total:	27,484	6,069	6,069	6,069	5,994	5,994
Total Engineering:	0	0	0	0	0	0
Grand Total:	27,484	6,069	6,069	6,069	5,994	5,994
		2017	2018	2019	2020	2021
State	6,002	6,002	6,002	5,994	5,994	
AC-State	0	0	0	0	0	
Local	0	0	0	0	0	
Sub-total State	6,002	6,002	6,002	5,994	5,994	
Federal						
Sub-total Federal	67	67	67	0	0	
Grand Total	6,069	6,069	6,069	5,994	5,994	

Project Count: 4

* Subject to the approval of the Transportation Improvement Plan by the governing Metropolitan Planning Organization.



2017-2021 Highway and Bridge Construction Schedule

Transportation Planning

P.O. Box 270
Jefferson City, MO 65102

Construction contingency applied to construction cost in the year the project is awarded.
Three percent project growth factor compounded annually is applied to right-of-way and construction costs in program years 2, 3, 4, and 5.
No inflation is applied to the Funding From Other Sources (FFOS) or Payments.
Engineering includes PE costs, CE costs and R/W incidentals.

Southeast

Total

STATE FISCAL YEAR PROJECT BUDGETING						
	Prior Prog.	7/2016-6/2017	7/2017-6/2018	7/2018-6/2019	7/2019-6/2020	7/2020-6/2021
FFOS:	99	9,276	3,811	3,023	3,057	3,057
Total R/W:	857	2,632	61	110	264	0
Total Construction:	0	94,878	70,776	69,738	16,404	16,252
Paybacks:	27,385	6,069	6,069	6,069	5,994	5,994
Sub-Total:	28,242	103,579	76,906	75,917	22,662	22,246
Total Engineering:	3,419	10,952	7,594	5,893	1,587	1,284
Grand Total:	31,661	114,531	84,500	81,810	24,249	23,530

	2017	2018	2019	2020	2021
State	24,037	20,772	20,924	9,357	9,313
AC-State	54,536	27,760	10,855	0	0
Local	0	810	0	0	0
Sub-total State	78,573	49,342	31,779	9,357	9,313
Federal					
Sub-total Federal	35,958	35,158	50,031	14,892	14,217
Grand Total	114,531	84,500	81,810	24,249	23,530

Project Count: 210

* Subject to the approval of the Transportation Improvement Plan by the governing Metropolitan Planning Organization.



MoDOT's Statewide Projects



2017-2021 Highway and Bridge Construction Schedule

Construction contingency applied to construction cost in the year the project is awarded.
 Three percent project growth factor compounded annually is applied to right-of-way and construction costs in program years 2, 3, 4, and 5.
 No inflation is applied to the Funding From Other Sources (FFOS) or Payments.
 Engineering includes PE costs, CE costs and R/W incidentals.

		STATE FISCAL YEAR PROJECT BUDGETING					
		Prior Prog.	7/2016-6/2017	7/2017-6/2018	7/2018-6/2019	7/2019-6/2020	7/2020-6/2021
County: Various	Job Order Contracting for pavement repair at various interstate locations statewide.	Engineering:	0	0	0	0	0
Route: Various		R/W:	0	0	0	0	0
Job No.: 013004		Construction:	0	0	7,983	0	0
Length: 0.00	MPO: N	FFOS:	0	0	0	0	0
Fund Cat: Statewide Interstate And Major Bridge	Fed: 7,185 State: 798 Local: 0	Payments:	0	0	0	0	0
Sec Cat: Preventive Maint	Awd Date: 2018 Anticipated Fed Cat: NHPP						
TIP #: Future Cost: 0	Estimate Total: 7,983						
County: Various	Job Order Contracting for pavement repair at various interstate locations statewide.	Engineering:	0	0	0	0	0
Route: Various		R/W:	0	0	0	0	0
Job No.: 013005		Construction:	0	0	0	8,222	0
Length: 0.00	MPO: N	FFOS:	0	0	0	0	0
Fund Cat: Statewide Interstate And Major Bridge	Fed: 7,400 State: 822 Local: 0	Payments:	0	0	0	0	0
Sec Cat: Preventive Maint	Awd Date: 2019 Anticipated Fed Cat: NHPP						
TIP #: Future Cost: 0	Estimate Total: 8,222						
County: Various	Improvements at various statewide locations. Cost Share/Economic Development funds.	Engineering:	0	0	0	0	0
Route: Various		R/W:	0	0	0	0	0
Job No.: 0P3004B		Construction:	0	0	0	0	1,594
Length: 0.00	MPO: N	FFOS:	0	0	0	0	1,416
Fund Cat: Flexible & Other	Fed: 1,275 State: 319 Local: 0	Payments:	0	0	0	0	0
Sec Cat: System Expansion	Awd Date: 2021 Anticipated Fed Cat: S.T.P.						
TIP #: Future Cost: 0	Estimate Total: 1,594						
County: Various	Improvements at various statewide locations. Cost Share/Economic Development funds.	Engineering:	0	0	0	0	0
Route: Various		R/W:	0	0	0	0	0
Job No.: 0P3004F		Construction:	0	0	0	51,884	0
Length: 0.00	MPO: N	FFOS:	0	0	0	48,906	0
Fund Cat: Flexible & Other	Fed: 41,507 State: 10,377 Local: 0	Payments:	0	0	0	0	0
Sec Cat: System Expansion	Awd Date: 2019 Anticipated Fed Cat: S.T.P.						
TIP #: Future Cost: 0	Estimate Total: 51,884						
County: Various	Improvements at various statewide locations. Cost Share/Economic Development funds.	Engineering:	0	0	0	0	0
Route: Various		R/W:	0	0	0	0	0
Job No.: 0P3004G		Construction:	0	0	0	0	50,528
Length: 0.00	MPO: N	FFOS:	0	0	0	0	46,240
Fund Cat: Flexible & Other	Fed: 40,422 State: 10,106 Local: 0	Payments:	0	0	0	0	0
Sec Cat: System Expansion	Awd Date: 2020 Anticipated Fed Cat: S.T.P.						
TIP #: Future Cost: 0	Estimate Total: 50,528						

* Subject to the approval of the Transportation Improvement Plan by the governing Metropolitan Planning Organization.



2017-2021 Highway and Bridge Construction Schedule

Construction contingency applied to construction cost in the year the project is awarded.
 Three percent project growth factor compounded annually is applied to right-of-way and construction costs in program years 2, 3, 4, and 5.
 No inflation is applied to the Funding From Other Sources (FFOS) or Payments.
 Engineering includes PE costs, CE costs and R/W incidentals.

						STATE FISCAL YEAR PROJECT BUDGETING					
						Prior Prog.	7/2016-6/2017	7/2017-6/2018	7/2018-6/2019	7/2019-6/2020	7/2020-6/2021
County: Various	Improvements at various statewide locations. Cost Share/Economic Development funds.					Engineering:	0	0	0	0	0
Route: Various						R/W:	0	0	0	0	0
Job No.: 0P3004H						Construction:	0	0	0	0	52,044
Length: 0.00	MPO: N					FFOS:	0	0	0	0	46,240
Fund Cat: Flexible & Other					Fed: 41,635	State: 10,409	Local: 0				
Sec Cat: System Expansion	Awd Date: 2021	Anticipated Fed Cat: S.T.P.									
TIP #:	Future Cost: 0	Estimate Total: 52,044			Payments:	0	0	0	0	0	0
County: Various	On-call contract for pavement preservation surface treatment at various statewide locations. \$100,000 Division Operating Budget.					Engineering:	0	6	0	0	0
Route: Various						R/W:	0	0	0	0	0
Job No.: 0P3022						Construction:	0	100	0	0	0
Length: 0.00	MPO: N					FFOS:	0	100	0	0	0
Fund Cat: Taking Care Of System					Fed: 85	State: 21	Local: 0				
Sec Cat: Routine Maintenance	Awd Date: Fall 16	Anticipated Fed Cat: S.T.P.									
TIP #:	Future Cost: 0	Estimate Total: 106			Payments:	0	0	0	0	0	0
County: Various	Safety projects at various statewide locations.					Engineering:	0	0	0	0	0
Route: Various						R/W:	0	0	0	0	0
Job No.: 0X3017						Construction:	0	2,288	0	0	0
Length: 0.00	MPO: N					FFOS:	0	0	0	0	0
Fund Cat: Safety (Statewide)					Fed: 2,059	State: 229	Local: 0				
Sec Cat: Safety	Awd Date: 2017	Anticipated Fed Cat: Safety									
TIP #:	Future Cost: 0	Estimate Total: 2,288			Payments:	0	0	0	0	0	0
County: Various	Safety projects at various statewide locations.					Engineering:	0	0	0	0	0
Route: Various						R/W:	0	0	0	0	0
Job No.: 0X3018						Construction:	0	0	2,496	0	0
Length: 0.00	MPO: N					FFOS:	0	0	0	0	0
Fund Cat: Safety (Statewide)					Fed: 2,246	State: 250	Local: 0				
Sec Cat: Safety	Awd Date: 2018	Anticipated Fed Cat: Safety									
TIP #:	Future Cost: 0	Estimate Total: 2,496			Payments:	0	0	0	0	0	0
County: Various	Safety projects at various statewide locations.					Engineering:	0	0	0	0	0
Route: Various						R/W:	0	0	0	0	0
Job No.: 0X3019						Construction:	0	0	0	2,474	0
Length: 0.00	MPO: N					FFOS:	0	0	0	0	0
Fund Cat: Safety (Statewide)					Fed: 2,227	State: 247	Local: 0				
Sec Cat: Safety	Awd Date: 2019	Anticipated Fed Cat: Safety									
TIP #:	Future Cost: 0	Estimate Total: 2,474			Payments:	0	0	0	0	0	0

* Subject to the approval of the Transportation Improvement Plan by the governing Metropolitan Planning Organization.



2017-2021 Highway and Bridge Construction Schedule

Construction contingency applied to construction cost in the year the project is awarded.

Three percent project growth factor compounded annually is applied to right-of-way and construction costs in program years 2, 3, 4, and 5.

No inflation is applied to the Funding From Other Sources (FFOS) or Payments.

Engineering includes PE costs, CE costs and R/W incidentals.

						STATE FISCAL YEAR PROJECT BUDGETING						
						Prior Prog.	7/2016-6/2017	7/2017-6/2018	7/2018-6/2019	7/2019-6/2020	7/2020-6/2021	
County: Various	Safety projects at various statewide locations.					Engineering:	0	0	0	0	0	0
Route: Various						R/W:	0	0	0	0	0	0
Job No.: 0X3020						Construction:	0	0	0	0	2,530	0
Length: 0.00	MPO: N					FFOS:	0	0	0	0	0	0
Fund Cat: Safety (Statewide)			Fed: 2,277	State: 253	Local: 0	Payments:	0	0	0	0	0	0
Sec Cat: Safety	Awd Date: 2020	Anticipated Fed Cat: Safety										
TIP #:	Future Cost: 0	Estimate Total: 2,530										
County: Various	Safety projects at various statewide locations.					Engineering:	0	0	0	0	0	0
Route: Various						R/W:	0	0	0	0	0	0
Job No.: 0X3021						Construction:	0	0	0	0	0	2,511
Length: 0.00	MPO: N					FFOS:	0	0	0	0	0	0
Fund Cat: Safety (Statewide)			Fed: 2,260	State: 251	Local: 0	Payments:	0	0	0	0	0	0
Sec Cat: Safety	Awd Date: 2021	Anticipated Fed Cat: Safety										
TIP #:	Future Cost: 0	Estimate Total: 2,511										

* Subject to the approval of the Transportation Improvement Plan by the governing Metropolitan Planning Organization.



2017-2021 Highway and Bridge Construction Schedule

Transportation Planning

P.O. Box 270
Jefferson City, MO 65102

Construction contingency applied to construction cost in the year the project is awarded.
Three percent project growth factor compounded annually is applied to right-of-way and construction costs in program years 2, 3, 4, and 5.
No inflation is applied to the Funding From Other Sources (FFOS) or Payments.
Engineering includes PE costs, CE costs and R/W incidentals.

Statewide

Total

STATE FISCAL YEAR PROJECT BUDGETING						
	Prior Prog.	7/2016-6/2017	7/2017-6/2018	7/2018-6/2019	7/2019-6/2020	7/2020-6/2021
FFOS:	0	100	0	48,906	46,240	47,656
Total R/W:	0	0	0	0	0	0
Total Construction:	0	2,388	10,479	62,580	53,058	56,149
Paybacks:	0	0	0	0	0	0
Sub-Total:	0	2,388	10,479	62,580	53,058	56,149
Total Engineering:	0	6	0	0	0	0
Grand Total:	0	2,394	10,479	62,580	53,058	56,149
		2017	2018	2019	2020	2021
State	250	1,048	11,446	10,359	10,979	
AC-State	0	0	0	0	0	
Local	0	0	0	0	0	
Sub-total State	250	1,048	11,446	10,359	10,979	
Federal						
Sub-total Federal	2,144	9,431	51,134	42,699	45,170	
Grand Total	2,394	10,479	62,580	53,058	56,149	

Project Count: 12

* Subject to the approval of the Transportation Improvement Plan by the governing Metropolitan Planning Organization.

Other Transportation Modes RSMo 21.795.2(3)

Introduction

The information in this section is in accordance with the highlighted portion in the following section of the reporting statute.
*“(3) The proposed allocation and expenditure of moneys **and the proposed work plan for the current fiscal year, at least the next four years**, and for any period of time expressed in any public transportation plan approved by either the general assembly or by the voters of Missouri. This proposed allocation and expenditure of money shall include the amounts of proposed allocation and expenditure of moneys in each of the categories listed in subdivision (1) of this subsection; ...”*
Section 21.795.2(3), RSMo (A.L. 2009 HB 795) (emphasis added).

The 2017-2021 Statewide Transportation Improvement Program (STIP) for MoDOT includes not only data on roads and bridges, but also data on aviation, rail, water, freight and transit modes. With these measures, the STIP provides a complete image of transportation programs administered by MoDOT. However, unlike highways, MoDOT does not own or operate non-highway transportation infrastructure. This requires in-depth coordination with local officials - normally a city or county government. The STIP is included in the first part of Section 3 to implement the requirements of RSMo 21.795.2(3).

During fiscal year 2016, \$100.2 million in capital, maintenance, and operating assistance was administered by MoDOT to aviation, rail, freight, water, and transit facilities. The funding sources came from a variety of federal and state government entities. This amount does not include local funding, because it rarely passes through MoDOT. In addition, the local amount shown on the attached overview sheet reflects only the portion of local match required for federal/state grants. The overview does not necessarily reflect the total local amount expended, as it is usually significantly higher.

During FY 2016, 56 highway/rail crossings were equipped or upgraded with motorist warning systems and two crossings were closed. Rail funding also includes \$9.6 million for the state’s share of Amtrak funding for operations and railroad station upgrades.

Waterways funding included \$6.58 million for operating and capital grants to 14 public port authorities, one port commission, and assistance for two river ferry systems.

In FY 2016, \$850,000 was allocated for the Freight Enhancement program. This program provides funding for non-highway capital projects that improve the efficient movement of freight. The program provided funding for improvements in the Southeast, Southwest, and St. Louis Districts.

Just over \$35 million in state and federal aviation funding was provided to develop and preserve Missouri's system of 109 general aviation airports. The Federal Aviation Administration administers federal funds for Lambert-St. Louis International, Kansas City International, Charles B Wheeler Downtown Airport, Springfield-Branson National, Columbia Regional and Joplin Regional. MoDOT completed 12 airport projects including three airfield pavement maintenance projects, one apron construction project, various land acquisition, planning study, and airfield lighting improvement projects. Additionally, funds were provided to help operate three air traffic control towers.

MoDOT procured 102 new vehicles for rural and urban public transportation providers. State transit operating assistance of \$1,045,875 supported more than 63.5 million passenger trips statewide. State investment was made available to 158 non-profit transportation providers and specialized organizations serving the elderly or disabled.

Multimodal Operations funding is insufficient and unreliable. There has been little increase in federal funding for rural transit and aviation programs. A more substantial, dependable, and consistent source of funding for the other modes of transportation is needed to improve the safe and efficient movement of people and goods promoting the economic prosperity of Missouri.

OVERVIEW OF MULTIMODAL OPERATIONS PROGRAM EXPENDITURES
FY 2016 Cash Expenditures

	FEDERAL	STATE			ROAD	LOCAL	TOTAL
		Aviation Trust Fund	State Transportation Fund	General Revenue	Grade Crossing		
	(\$)	(\$)	(\$)	(\$)	(\$)	(\$)	(\$)
AVIATION							
FAA State Block Grant	27,769,820					3,085,536	30,855,356
FAA System Plan	198,898	22,100					220,998
State Airport Capital Improvement/Maintenance		6,169,738				685,526	6,855,264
Rosecrans Levies				876,887			
RAILROADS							
Passenger Rail				9,600,000			9,600,000
High-speed Rail Corridor	0						0
High-speed Rail Corridor(ARRA)	6,101,540						6,101,540
Hwy. /Railroad Safety Funds	9,975,282						9,975,282
Grade Crossing Safety					2,775,275		2,775,275
Transit							
FTA-Section 5303	5,279,479					1,319,870	6,599,349
FTA-Section 5309	400,994					100,249	501,243
FTA-Section 5310	4,815,685					1,203,921	6,019,606
FTA-Section 5311	17,306,113					17,306,113	34,612,226
FTA-Section 5311-ARRA	0						0
FTA-Section 5316	437,210					437,210	874,420
FTA-Section 5317	732,794					732,794	1,465,588
State Operating Assistance			560,875	485,000			1,045,875
Missouri Elderly and Handicapped Transportation Assistance Program			1,274,478	1,158,305			2,432,783
Waterways							
Administrative Port Program			400,000				400,000
Capital Improvement Program				2,910,000		727,500	3,637,500
Ferryboat Program					176,000		176,000
Freight							
Freight Enhancement Program			850,000			212,500	1,062,500
TOTAL	73,017,815	6,191,838	3,085,353	15,030,192	2,775,275	176,000	125,210,805

Multimodal Operations

The Multimodal Operations Division performs statewide planning, grant administration, and technical assistance, in the areas of aviation, railroads, transit, freight development and waterways. In addition, MoDOT has regulatory responsibility over railroads.

Fixing America's Surface Transportation (FAST) Act of 2015, FAA Modernization and Reform Act of 2012, and state revenue provide the proposed funding for this section. The FAST Act was signed into law on December 4, 2015. It funds highways, highway safety, transit, and rail improvements for the five-year period from 2016 through 2020. Changes in any fiscal year may occur depending on the availability of state, federal or local funds; federal or state laws and regulations; local goals and objectives; or unforeseen changes in planning variables. This section begins with an estimated financial summary for the next five state fiscal years.

Program descriptions are included within the appropriate modal area of responsibility. The Multimodal Anticipated Project List <http://www.modot.org/plansandprojects/> contains projects that will be funded by the programs listed in this section. The programs listed support local projects that are locally matched, owned and operated. These projects are impacted by community priorities and budgets. Therefore, the Multimodal Anticipated Project List will change as the dynamics around the community projects change. At a minimum, the Multimodal Operations Anticipated Project List will be updated quarterly.

This STIP does not include anticipated State General Revenue funds. The STIP will be amended with State General Revenue funds after the completion of the state budget cycle. However, potential projects funded by State General Revenue are included in the Multimodal Operations Anticipated Project List.

Multimodal Operations Estimated Financial Summary – FY 2017-2021

Table 7-1 Multimodal Estimated Financial Summary

		STATE FISCAL YEAR PROJECT BUDGETING					
		7/2016- 6/2017	7/2017- 6/2018	7/2018- 6/2019	7/2019- 6/2020	7/2020- 6/2021	Total
STAR Fund	State Cost	500,000	500,000	500,000	500,000	500,000	2,500,000
	Total	500,000	500,000	500,000	500,000	500,000	2,500,000
Aviation Program	Federal Cost	27,828,500	25,894,184	23,803,400	23,376,000	19,458,000	120,360,084
	State Cost	5,985,000	5,948,250	6,012,000	5,264,250	5,377,000	28,586,500
	Total	33,813,500	31,842,434	29,815,400	28,640,250	24,835,000	148,946,584
Railroad Program State Supported Passenger Rail Service	State Cost	0	0	0	0	0	0
	Total	0	0	0	0	0	0
Railroad Program Station Improvements	State Cost	25,000	25,000	25,000	25,000	25,000	125,000
	Total	25,000	25,000	25,000	25,000	25,000	125,000
Railroad Program Rail Crossing Safety Program	Federal Cost	7,901,400	6,115,000	4,980,000	2,480,000	0	21,476,400
	State Cost	924,600	735,000	720,000	200,000	0	2,579,600
	Total	8,826,000	6,850,000	5,700,000	2,680,000	0	24,056,000
Transit Program – FTA Section 5303 and 5305	Federal Cost	1,700,000	1,700,000	1,700,000	1,700,000	1,700,000	8,500,000
	Total	1,700,000	1,700,000	1,700,000	1,700,000	1,700,000	8,500,000
Transit Program – FTA Section 5304	Federal Cost	650,000	327,000	327,000	327,000	327,000	1,958,000
	Total	650,000	327,000	327,000	327,000	327,000	1,958,000
Transit Program – FTA Section 5307	Federal Cost	64,100,000	64,100,000	64,100,000	64,100,000	64,100,000	320,500,000
	Total	64,100,000	64,100,000	64,100,000	64,100,000	64,100,000	320,500,000
Transit Program – FTA Section 5309	Federal Cost	1,600,000	0	0	0	0	1,600,000
	Total	1,600,000	0	0	0	0	1,600,000
Transit Program – FTA Section 5310	Federal Cost	8,000,000	3,500,000	3,500,000	3,500,000	3,500,000	22,000,000
	Total	8,000,000	3,500,000	3,500,000	3,500,000	3,500,000	22,000,000

Table 7-1 Multimodal Estimated Financial Summary

		STATE FISCAL YEAR PROJECT BUDGETING					Total
		7/2016-6/2017	7/2017-6/2018	7/2018-6/2019	7/2019-6/2020	7/2020-6/2021	
Transit Program – FTA Section 5311	Federal Cost	27,000,000	17,750,000	17,750,000	17,750,000	17,750,000	98,000,000
	Total	27,000,000	17,750,000	17,750,000	17,750,000	17,750,000	98,000,000
Transit Program – FTA Section 5311 (b)	Federal Cost	350,000	350,000	280,000	280,000	280,000	1,540,000
	Total	350,000	350,000	280,000	280,000	280,000	1,540,000
Transit Program – FTA Section 5316	Federal Cost	300,000	100,000	0	0	0	400,000
	Total	300,000	100,000	0	0	0	400,000
Transit Program – FTA Section 5317	Federal Cost	1,500,000	1,000,000	0	0	0	2,500,000
	Total	1,500,000	1,000,000	0	0	0	2,500,000
Transit Program – FTA Section 5329	Federal Cost	700,000	560,000	560,000	560,000	560,000	2,940,000
	State Cost	175,000	140,000	140,000	140,000	140,000	735,000
	Total	875,000	700,000	700,000	700,000	700,000	3,675,000
Transit Program – FTA Section 5339	Federal Cost	8,000,000	2,450,000	2,450,000	2,450,000	2,450,000	17,800,000
	Total	8,000,000	2,450,000	2,450,000	2,450,000	2,450,000	17,800,000
Transit Program MEHTAP	State Cost	2,468,607	2,468,607	2,468,607	2,468,607	2,468,607	12,343,035
	Total	2,468,607	2,468,607	2,468,607	2,468,607	2,468,607	12,343,035
Transit Program Missouri State Transit Assistance	State Cost	1,710,875	560,875	560,875	560,875	560,875	3,954,375
	Total	1,710,875	560,875	560,875	560,875	560,875	3,954,375
Waterways Program Port Administration	State Cost	600,000	600,000	600,000	600,000	600,000	3,000,000
	Total	600,000	600,000	600,000	600,000	600,000	3,000,000
Waterways Program Ferryboat Operating Assistance	State Cost	176,000	176,000	176,000	176,000	176,000	880,000
	Total	176,000	176,000	176,000	176,000	176,000	880,000
Waterways Program Port Capital Improvement	State Cost	0	0	0	0	0	0
	Total	0	0	0	0	0	0
Freight Enhancement Program	State Cost	1,000,000	1,000,000	1,000,000	1,000,000	1,000,000	5,000,000
	Total	1,000,000	1,000,000	1,000,000	1,000,000	1,000,000	5,000,000
TOTAL	Federal Cost	149,629,900	123,846,184	119,450,400	116,523,000	110,125,000	619,574,484
	State Cost	13,565,082	12,153,732	12,202,482	10,934,732	10,847,482	59,703,510
	Total	163,194,982	135,999,916	131,652,882	127,457,732	120,972,482	679,277,994

State Transportation Assistance Revolving Fund

In 1996, Senate Bill 780 established the State Transportation Assistance Revolving Fund, and an initial appropriation of \$2.5 million was made in 1997. Provisions are contained in state statute RSMo 226.191. The Missouri Highways and Transportation Commission administer the fund, which assists political subdivisions or not-for-profit organizations in the development of non-highway transportation facilities. This includes aviation, rail, water, freight or mass transit facilities. Funds cannot be used for operating expenses or for the construction or maintenance of state highways. The following are the specific eligibility requirements:

- The planning, acquisition, development and construction of facilities for transportation by air, water, rail, freight or mass transit;
- The purchase of vehicles for the transportation of elderly or handicapped persons; or
- The purchase of rolling stock for transit purposes.

Applications are received at any time; however, they are reviewed twice a year on March 1 and September 1. Loans are awarded based on the type of project, the benefit to the public, the financial viability and the local sponsor's willingness and ability to complete the project. Loan repayments and any interest earned go back into the fund for additional transportation projects. Since its inception, this program has been primarily used to help local public airports finance improvements not eligible for federal or state grant programs. This includes a number of T-hangar, terminal building, and fuel facility projects. The program also assisted in financing a multimodal facility in St. Louis to bring together passenger rail, MetroLink and public transit modes.

Aviation

Grant Program Funding - Aviation grant programs assist eligible sponsors in the planning, purchase, construction, maintenance and improvement of airports.

Federal funding is appropriated by the U.S. Congress through the Federal Airport Improvement Program and provides up to 90 percent of eligible project costs. Missouri is one of 10 states currently participating in the State Block Grant Program, under which MoDOT administers federal aviation funding to general aviation airports. The Federal Aviation Administration programs and administers federal funding to the airports with commercial passenger service over 10,000 annual passenger enplanements including Lambert-St. Louis International, Kansas City International, Springfield-Branson National, Columbia Regional, and Joplin Regional.

There is a significant amount of uncertainty associated with federal aviation funding. Notification of the amount to be received and the actual transfer of funds often do not occur until several months into the federal fiscal year. Also, the non-primary airport entitlement program can significantly impact funding available for MoDOT programming, but it is only implemented if Congress appropriates funding above a threshold level. There are currently 70 airports participating in this program. Eligible airports may receive federal funding of up to \$150,000 annually. MoDOT is basically a pass-through agency for the non-primary airport entitlement program. There are also opportunities for additional federal funding through discretionary grants. MoDOT staff aggressively pursues this additional funding whenever possible. Current federal authorization legislation for the Federal Aviation Administration and for the Airport Improvement Program, which includes all federal aviation funding, expires on July 15, 2016.

State funding comes from the State Aviation Trust Fund, which derives its revenue from a portion of the state sales tax on jet fuel and a 9-cent per gallon tax on aviation gasoline. On state/local projects, the state can provide up to 90 percent of eligible project costs. The state can also provide up to 50 percent of the local share on federally funded projects. Safety-related equipment and services do not require cost sharing.

Project Priorities - The primary sources for prioritizing airport projects are the FAA National Plan of Integrated Airport Systems and the MoDOT State Airport System Plan. The National Plan of Integrated Airport Systems establishes basic criteria for airports to be eligible for federal aviation funds. The State Airport System Plan is a working document updated regularly to reflect current activity levels and changes to airport facilities and air navigation aids.

Project applications are reviewed and funds are distributed based on an established priority system that considers items such as the number of based aircraft, activity levels and the type of project requested. Other factors considered are the political subdivision's willingness and ability to complete the project, commitment of local matching funds, prior maintenance and support of the airport, and aviation staff knowledge of airport needs.

**MISSOURI STATEWIDE TRANSPORTATION PROGRAM FY 2017-2021
AVIATION PROGRAM**

Table 7-2 Aviation Funding

District		7/2016- 6/2017	7/2017- 6/2018	7/2018- 6/2019	7/2019- 6/2020	7/2020- 6/2021
Northwest	Federal Cost	2,250,000	1,050,000	2,550,000	1,050,000	2,520,000
	State Cost	0	0	0	157,500	0
	Local Cost	250,000	116,667	283,333	134,167	280,000
	Total	2,500,000	1,166,667	2,833,333	1,341,667	2,800,000
Northeast	Federal Cost	2,923,500	1,050,000	1,580,400	1,050,000	3,750,000
	State Cost	711,000	486,000	0	558,000	0
	Local Cost	285,500	170,667	175,600	178,667	250,000
	Total	3,920,000	1,706,667	1,756,000	1,786,667	4,000,000
Kansas City	Federal Cost	13,692,000	7,135,500	5,550,000	1,350,000	1,050,000
	State Cost	915,000	791,250	50,000	1,360,000	0
	Local Cost	856,333	557,139	566,667	301,111	116,667
	Total	15,463,333	8,483,888	6,166,667	3,011,111	1,166,667
Central	Federal Cost	2,640,000	8,640,684	6,420,000	7,300,000	2,995,000
	State Cost	395,000	815,000	50,000	218,750	50,000
	Local Cost	381,667	1,095,076	630,000	735,417	321,667
	Total	3,416,667	10,550,760	7,100,000	8,254,167	3,366,667
St. Louis	Federal Cost	750,000	2,220,000	3,090,000	2,400,000	1,950,000
	State Cost	225,000	0	4,500,000	0	0
	Local Cost	108,333	246,667	843,333	266,667	216,667
	Total	1,083,333	2,466,667	8,433,333	2,666,667	2,166,667
Southwest	Federal Cost	1,650,000	1,650,000	1,650,000	3,300,000	1,650,000
	State Cost	681,500	344,000	20,000	1,308,000	3,935,000
	Local Cost	276,833	239,333	203,333	418,667	638,333
	Total	2,608,333	2,233,333	1,873,333	5,026,667	6,223,333
Southeast	Federal Cost	3,510,000	3,285,000	2,550,000	6,513,000	5,130,000
	State Cost	1,323,500	2,237,000	167,000	437,000	167,000
	Local Cost	518,500	595,000	283,333	753,667	570,000
	Total	5,352,000	6,117,000	3,000,333	7,703,667	5,867,000

**MISSOURI STATEWIDE TRANSPORTATION PROGRAM FY 2017-2021
AVIATION PROGRAM**

Table 7-2 Aviation Funding

District		7/2016- 6/2017	7/2017- 6/2018	7/2018- 6/2019	7/2019- 6/2020	7/2020- 6/2021
State Wide	Federal Cost	413,000	863,000	413,000	413,000	413,000
	State Cost	1,734,000	1,275,000	1,225,000	1,225,000	1,225,000
	Local Cost	177,111	120,556	120,556	120,556	120,556
	Total	2,324,111	2,258,556	1,758,556	1,758,556	1,758,556
TOTAL	Federal Cost	27,828,500	25,894,184	23,803,400	23,376,000	19,458,000
	State Cost	5,985,000	5,948,250	6,012,000	5,264,250	5,377,000
	Local Cost	2,854,278	3,141,104	3,106,156	2,908,917	2,513,889
	Total	36,667,778	34,983,538	32,921,556	31,549,167	27,348,889

Railroads

Missouri is located in the central corridors of the nation's railroad transportation system, with St. Louis and Kansas City being the second and third largest rail hubs in the nation, behind only Chicago, IL. Approximately 60 percent of the freight products entering Missouri, both raw materials and finished products, are moved into Missouri on the rail system. Missouri is the fourth-most rail intensive state by tonnage carried and 10th in total size. The rail system is also critical to the nation's passenger rail transportation and Missouri's passenger service between St. Louis and Kansas City.

The MoDOT Multimodal Division administers the state's railroad program. This program includes freight rail regulation, passenger rail, light rail safety regulation, highway/rail crossing safety, rail/highway construction, and railroad safety inspection and outreach.

Passenger Rail - Two round-trips per day are currently provided between St. Louis and Kansas City (*Missouri River Runner*), with stops in Kirkwood, Washington, Hermann, Jefferson City, Sedalia, Warrensburg, Lee's Summit, and Independence. In FY 15, service was provided to more than 185,000 passengers. There is not a dedicated funding source for passenger rail. Passenger rail is subject to legislative general revenue appropriation each year.

The passenger rail route is owned and maintained by Union Pacific Railroad and two terminal railroads. MoDOT, Union Pacific Railroad, and Amtrak have focused recent attention on improving passenger train on-time performance through improved coordination, efficient dispatching, bottleneck removal, and capacity enhancements.

Prior to the end of 2014 Missouri secured nearly \$50 million in Federal Railroad Administration funding to improve passenger rail services. These funds have leveraged nearly \$20 million in private investment. Projects funded target improvements in on-time performance and travel time reduction. Notable projects are a new Osage River Bridge, a universal crossover near Kirkwood, a third main line in St. Louis Terminal Railroad, a new approach to Merchant's Bridge, and the upgrade of 15 crossings. Projects are located along the state sponsored passenger rail line from St. Louis to Kansas City.

Railroads

Table 7-3 Passenger Rail Funding

Program		7/2016- 6/2017	7/2017- 6/2018	7/2018- 6/2019	7/2019- 6/2020	7/2020- 6/2021
Railroad Program State Supported Passenger Rail Service	State Cost	0	0	0	0	0
	Total	0	0	0	0	0
Railroad Program Station Improvements	State Cost	25,000	25,000	25,000	25,000	25,000
	Total	25,000	25,000	25,000	25,000	25,000

Highway/Rail Crossing Safety Program - There are approximately 3,800 public highway/rail crossings in Missouri. These crossings are evaluated and ranked annually according to a safety index which considers train traffic and speed, vehicle traffic and speed, crossing accident history, and sight distance. Each year, there are approximately \$6 million of FHWA Surface Transportation Program Safety Funds, and approximately \$1.4 million state funds from the state Grade Crossing Safety Account available to address safety issues at these crossings. The Grade Crossing Safety Account funds are created from a state motor vehicle licensing fee. On average, highway/rail crossing projects cost \$250,000 - \$300,000, resulting in improvement to approximately 25 to 30 crossings per year. Project improvements typically include the installation of railroad crossing signal devices, and may vary in scope and completion dates depending on funding availability and programming restrictions each fiscal year. Project completion typically takes one year.

Railroads

Railroad Acronyms

AM	Arkansas and Missouri Railroad Company
BGKX	Belton-Grandview Railway
BJN	Burlington Junction Switching Railroad
BSR	Branson Scenic Railway
BNSF	BNSF Railway Company
CMR	Central Midland Railway Company
COLT	Columbia Terminal Railroad Company
CP	Canadian Pacific
KAW	Kaw River Railroad
KCS	Kansas City Southern Railway Company
KCT	Kansas City Terminal Railway Company
MRS	Manufacturers' Railway Company
MNA	Missouri & Northern Arkansas Railroad Company
NS	Norfolk Southern Railway Company
OVRT	Ozark Valley Railroad
SLIM	St. Louis Iron Mountain Railroad
SE	SEMO Port Railroad, Inc.
TRRA	Terminal Railroad Association of St. Louis
UP	Union Pacific Railroad Company

MISSOURI STATEWIDE TRANSPORTATION PROGRAM FY 2017-2021 HIGHWAY/RAIL CROSSING SAFETY PROGRAM

Table 7-4 Highway/Rail Crossing Safety Program Funding

District		7/2016-6/2017	7/2017-6/2018	7/2018-6/2019	7/2019-6/2020	7/2020-6/2021
Northwest	Federal Cost	1,260,000	180,000	675,000	0	0
	State Cost	140,000	20,000	75,000	0	0
	Local Cost	0	0	0	0	0
	Total	1,400,000	200,000	750,000	0	0
Northeast	Federal Cost	1,067,000	200,000	480,000	720,000	0
	State Cost	163,000	25,000	120,000	80,000	0
	Local Cost	0	0	0	0	0
	Total	1,230,000	225,000	600,000	800,000	0
Kansas City	Federal Cost	1,350,000	720,000	1,170,000	1,400,000	0
	State Cost	150,000	80,000	130,000	140,000	0
	Local Cost	0	0	0	0	0
	Total	1,500,000	800,000	1,300,000	1,540,000	0
Central	Federal Cost	675,000	0	480,000	0	0
	State Cost	75,000	0	120,000	0	0
	Local Cost	0	0	0	0	0
	Total	750,000	0	600,000	0	0
St. Louis	Federal Cost	270,000	760,000	0	0	0
	State Cost	30,000	140,000	0	0	0
	Local Cost	0	0	0	0	0
	Total	300,000	900,000	0	0	0
Southwest	Federal Cost	1,080,000	2,880,000	450,000	0	0
	State Cost	120,000	320,000	50,000	0	0
	Local Cost	0	00	0	0	0
	Total	1,200,000	3,200,000	500,000	0	0
Southeast	Federal Cost	1,769,400	900,000	1,125,000	0	0
	State Cost	196,600	100,000	125,000	0	0
	Local Cost	0	0	0	0	0
	Total	1,966,000	1,000,000	1,250,000	0	0

MISSOURI STATEWIDE TRANSPORTATION PROGRAM FY 2017-2021 HIGHWAY/RAIL CROSSING SAFETY PROGRAM

Table 7-4 Highway/Rail Crossing Safety Program Funding

District		7/2016- 6/2017	7/2017- 6/2018	7/2018- 6/2019	7/2019- 6/2020	7/2020- 6/2021
Statewide	Federal Cost	450,000	450,000	360,000	360,000	0
	State Cost	50,000	50,000	40,000	40,000	0
	Local Cost					0
	Total	500,000	500,000	400,000	400,000	0
TOTAL	Federal Cost	7,901,400	6,115,000	4,980,000	2,480,000	0
	State Cost	924,600	735,000	720,000	200,000	0
	Local Cost	0	0	0	0	0
	Total	8,826,000	6,850,000	5,700,000	2,680,000	0

Transit

Missouri public transit helps people of all ages, incomes and circumstances get around. Missouri's public transit agencies provide approximately 63 million one-way passenger trips each year. MoDOT offers financial and technical assistance to 35 public transit providers and more than 200 specialized transportation providers. Some form of public transit is available in all of the 114 counties of Missouri.

MoDOT Multimodal section administers State and Federal Transit Administration (FTA) funds to Missouri transit providers supporting them with planning, maintenance, operational and capital assistance.

Transit Metropolitan Planning Grants Section 5303 and Section 5305

Section 5303 and Section 5305 of Chapter 53, Title 49, U.S.C. Federal Transit Administration - The department administers Federal Transit Administration Section 5303 and Section 5305 planning grants for transit planning activities of the nine metropolitan planning areas of St. Louis, Kansas City, Springfield, Joplin, St. Joseph, Columbia, Cape Girardeau, Jefferson City and Northwest Arkansas.

Funds are distributed to Metropolitan Planning Organizations (MPO) based on a federal census population formula. There is no discretion in the initial distribution of funds, although funds must address identified transit planning activities in a MPO's Unified Planning Work Program. Unused funds can be reallocated to any urbanized area as the department determines.

MoDOT combines their funds in a consolidated planning grant to MPO's with Federal Highway Administration planning funds to simplify grant administration. Only the Section 5303 and 5305 metropolitan transit planning funds are shown on this page.

		STATE FISCAL YEAR PROJECT BUDGETING				
		7/2016- 6/2017	7/2017- 6/2018	7/2018- 6/2019	7/2019- 6/2020	7/2020- 6/2021
Table 7-5 Section 5303 and 5305 Funding						
Section 5303 and 5305	Federal Asst	1,700,000	1,700,000	1,700,000	1,700,000	1,700,000
	Local Match	406,250	406,250	406,250	406,250	406,250
	TOTAL	2,131,250	2,131,250	2,131,250	2,131,250	2,131,250

Statewide Transit Planning Grants Section 5304

Section 5304 of Chapter 53, Title 49, U.S.C. Federal Transit Administration - The department administers Federal Transit Administration statewide transit planning and other technical assistance activities grants that can be used for planning support, research, development and demonstration projects, fellowships for training in the public transportation field, university research and human resource development.

Federal Transit Administration distributes funds to the department based on the latest census information and the state's urbanized area as compared to the urbanized area of all states. However, a state must receive at least 0.5 percent of the amount annually apportioned. For these planning and technical assistance activities, the federal share is 80 percent, and the local non-federal share is 20 percent. This funding is used by the Department for statewide transit planning with an amount allocated to the state transit association for transit related technical assistance activities.

		STATE FISCAL YEAR PROJECT BUDGETING				
		7/2016- 6/2017	7/2017- 6/2018	7/2018- 6/2019	7/2019- 6/2020	7/2020- 6/2021
Table 7-6 Section 5304 Funding						
Section 5304	Federal Asst	650,000	327,000	327,000	327,000	327,000
	Non-Federal Match	162,500	81,750	81,750	81,750	81,750
	TOTAL	812,500	408,750	408,750	408,750	408,750

Urbanized Transit Systems Formula Grants

Federal Transit Administration

Section 5307

Section 5307 of Chapter 53, Title 49, U.S.C. Federal Transit Administration - Funds come to Missouri on the basis of a national formula that provides capital assistance and limited operating assistance to transit systems in urban areas over 200,000 population and both capital assistance and operating assistance to transit systems in small urbanized areas with populations between 50,000 – 200,000. The department allocates funds on behalf of the Governor for the small-urbanized areas of Columbia, Joplin, St. Joseph, Jefferson City, Cape Girardeau and Lee’s Summit based on the same formula. The Federal Transit Administration allocates funds directly to the St. Louis, Kansas City, and Springfield urbanized areas.

Table 7-7 Section 5307 Funding		7/2016- 6/2017	7/2017- 6/2018	7/2018- 6/2019	7/2019- 6/2020	7/2020- 6/2021
Section 5307 St. Louis	Federal Cost	35,200,000	35,200,000	35,200,000	35,200,000	35,200,000
	Local Cost	168,100,000	168,100,000	168,100,000	168,100,000	168,100,000
	Total	203,300,000	203,300,000	203,300,000	203,300,000	203,300,000
Section 5307 Kansas City	Federal Cost	16,800,000	16,800,000	16,800,000	16,800,000	16,800,000
	Local Cost	59,200,000	59,200,000	59,200,000	59,200,000	59,200,000
	Total	76,000,000	76,000,000	76,000,000	76,000,000	76,000,000
Section 5307 Springfield	Federal Cost	2,600,000	2,600,000	2,600,000	2,600,000	2,600,000
	Local Cost	5,650,000	5,650,000	5,650,000	5,650,000	5,650,000
	Total	8,250,000	8,250,000	8,250,000	8,250,000	8,250,000
Section 5307 Small Urbanized	Federal Cost	9,500,000	9,500,000	9,500,000	9,500,000	9,500,000
	Local Cost	9,900,000	9,900,000	9,900,000	9,900,000	9,900,000
	Total	19,400,000	19,400,000	19,400,000	19,400,000	19,400,000
Section 5307 TOTAL	Federal Cost	64,100,000	64,100,000	64,100,000	64,100,000	64,100,000
	Local Cost	242,850,000	242,850,000	242,850,000	242,850,000	242,850,000
	Total	306,950,000	306,950,000	306,950,000	306,950,000	306,950,000

Urbanized Transit Systems Formula Grants

Federal Transit Administration

Section 5307

Federal regulations on the use of capital funds for maintenance have been relaxed. Many traditional operating expenses such as major preventative maintenance are now eligible for capital funding. Amounts of Sec. 5307 funds for St. Louis and Cape Girardeau may include some formula funding for Illinois population and funding for Kansas City and St. Joseph for their Kansas populations.

Section 5316 Jobs Access and Reverse Commute (JARC) program was not reauthorized by Congress in MAP-21 nor was it included in the FAST Act. However, these JARC activities are eligible for funding in either the Section 5307 or Section 5311 programs starting with FFY 2013 funds. This grant category funds up to 50 percent of the net cost to provide mobility services designed for new employees and low-income workers. This program will also fund up to 80 percent of capital costs for vehicles, equipment and facilities that support transit services providing mobility to new employees and low-income workers. Urbanized areas that participate in this activity list their respective transit projects in their MPO generated Transportation Improvement Program (TIP) which are incorporated by reference into the Missouri STIP.

Discretionary Transit Capital Grants Section 5309 – Bus and Bus Facilities

Section 5309 of Chapter 53, Title 49, U.S.C. Federal Transit Administration - Section 5309 through federal fiscal year 2012 was a national discretionary capital grant program funded from the Mass Transit Account of the Highway Trust Fund. It restricts funds to capital assistance for general public transportation systems and/or systems that provide community-wide assistance to all persons with disabilities. These funds are applicable statewide. Eligible recipients of Section 5309 assistance are public entities and not-for-profit organizations that provide general public transit services. Section 5309 assistance was a major source of funding transit capital projects throughout the state. Capital purchases are funded with 80 percent federal and 20 percent local funds.

		STATE FISCAL YEAR PROJECT BUDGETING				
		7/2016- 6/2017	7/2017- 6/2018	7/2018- 6/2019	7/2019- 6/2020	7/2020- 6/2021
Table 7-8 Section 5309 Funding						
Section 5309	Federal Asst	1,600,000	0	0	0	0
	Local Match	400,000	0	0	0	0
	TOTAL	2,000,000	0	0	0	0

From 1993 - 2010 (with the exceptions of 2002, 2006 and 2007), Missouri’s Congressional delegation had been able to earmark appropriations of Section 5309 funds on a statewide basis to Missouri for buses and bus facilities. MoDOT administers funding from the statewide appropriation as well as funding specifically designated for rural transit providers. In 2007 and from 2011 through 2012, Congress relinquished this designation of project funding function to the USDOT and these discretionary projects have more recently been selected through a nationwide proposal submission process. The themes or initiatives that USDOT has undertaken with these funds include: Livability Grants, Sustainability Grants, the Transit Investments for Greenhouse Gas and Energy Reduction (TIGGER) Initiative, State of Good Repair Grants as well as Transportation Investment Generating Economic Recovery (TIGER) Grants.

Availability of local matching funds and sufficient funds to operate vehicles over their useful life must be demonstrated prior to award.

Enhanced Mobility of Seniors and Individuals with Disabilities Program Federal Transit Administration – Section 5310

Section 5310 of Chapter 53, Title 49, U.S.C. Federal Transit Administration - Section 5310 funds provide capital assistance and operating assistance for non-profit organizations as well as governmental entities that provide service to senior citizens and persons with disabilities. Beginning in federal fiscal year 2013, Congress consolidated into Section 5310 the activities of the former Section 5317 New Freedom Program through passage of the transportation authorization legislation. Section 5317, New Freedom projects are now eligible activities under Section 5310. Starting with federal fiscal year 2013, these funds are annually apportioned to each of the large urbanized areas (St. Louis, Kansas City and Springfield), apportioned separately on an aggregate basis to the small urbanized areas (between 50,000 – 199,999 population) and annually apportioned separately in aggregate to the non-urbanized / rural areas of the state. The department administers the funds apportioned to the non-urbanized /rural as well as small urbanized portions of Missouri. The department is also a co-recipient administrator of these funds in the St. Louis and Springfield urbanized areas. Projects to be funded by Section 5310 must be derived from a locally developed, coordinated public transit – human services transportation plan. The project budgeting for state fiscal year 2017 includes funding from the previous federal fiscal years 2014 through 2016.

Table 7-9 Section 5310 Funding		STATE FISCAL YEAR PROJECT BUDGETING				
		7/2016-6/2017	7/2017-6/2018	7/2018-6/2019	7/2019-6/2020	7/2020-6/2021
Section 5310	MoDOT Administered Federal Funds	8,000,000	3,500,000	3,500,000	3,500,000	3,500,000
	Local Match	2,000,000	875,000	875,000	875,000	875,000
	TOTAL	10,000,000	4,375,000	4,375,000	4,375,000	4,375,000

Non-urbanized funds are programmed directly by the department on the basis of trips provided by the recipient organizations with extra weight given to medical, nutritional and other necessary trips. Replacement vehicles are given a priority over expansion vehicles. Financial capability to provide the local match and operate the vehicles and/or to deploy service based projects must be demonstrated.

Rural Transit Assistance Program

Federal Transit Administration Section 5311

Section 5311 of Chapter 53, Title 49, U.S.C. Federal Transit Administration - Section 5311 provides capital and operating assistance to public transportation systems in non-urbanized areas. A non-urbanized area is an area outside a city of 50,000 or more inhabitants and its densely settled fringe areas. Section 5311 projects include planning and technical studies, system design, capital acquisition, and assistance in defraying operating losses. Intercity over-the-road bus services are also eligible for funding.

Eligible recipients of Section 5311 assistance include public bodies, private not-for-profit corporations and operators of service that provide general public transportation services. Private for-profit providers of service are eligible through purchase of service agreements with a local public body for the provision of public transportation services. For-profit intercity carriers are also eligible.

Section 5311 project selection, priority is given to local public bodies because they meet the program’s primary objective of offering general public service. Not-for-profit organizations are also allowed to participate in the program if they meet program criteria and have available local matching funds. Capital projects are funded 80 percent federal and 20 percent local. Operating assistance projects may receive up to 50 percent of their net loss from this program. As federally required, 15% of the Section 5311 funds are reserved to support intercity bus service. In the event that eligible applicants do not express an interest in supporting intercity bus service or, if the requests received are less than the reserved amount, then the funding reserved for intercity bus will be transferred to the rural public transit service. The Department may use up to 10% of its Section 5311 apportionment for program administration, planning and technical assistance, with no state match required. Ten percent of Section 5311 funds will be reserved at the discretion of the department to allow funding for emerging services. Forty percent of the remaining funds are allocated to non-urbanized city systems, with 60 percent going to county and regional operations. Changes in federal funds will be allocated proportionately to the 40% / 60% categories, then by population served by the applicant transit service organization within each category.

		STATE FISCAL YEAR PROJECT BUDGETING				
		7/2016- 6/2017	7/2017- 6/2018	7/2018- 6/2019	7/2019- 6/2020	7/2020- 6/2021
Section 5311	Federal Asst	27,000,000	17,750,000	17,750,000	17,750,000	17,750,000
	Passenger Revenue	262,000	262,000	262,000	262,000	262,000
	Local Govt Revenue	5,000,000	5,000,000	5,000,000	5,000,000	5,000,000
	TOTAL	32,262,000	23,012,000	23,012,000	23,012,000	23,012,000

MoDOT administers these Section 5311 federal funds for eligible transit program costs. State funds are 100 percent of the appropriation with 3 percent held in the governor’s reserve. MoDOT does not receive local matching funds. Changes in individual contract amounts up to 10 percent may be made as circumstances warrant. In FFY 2013, Congress eliminated the former Section 5316 Job Access and Reverse Commute program, but made those activities in non-urbanized areas eligible for funding in the Section 5311 program.

Table 7-11 Section 5311 Grantees

Fiscal Year 2016 Grantees - Operating Assistance				
Section 5311 Grantees	MoDOT Dist	Federal (\$)	State (\$)	Total (\$)
Cape Girardeau County Transit Authority	SE	302,000	3,608	305,608
City of Bloomfield	SE	39,000	537	39,537
City of Carthage	SW	31,000	1,026	32,026
City of Clinton	SW	67,000	1,291	68,291
City of El Dorado Springs	SW	63,000	852	63,852
City of Excelsior Springs	KC	90,000	1,216	91,216
City of Houston	SW	66,000	819	66,819
City of Lamar	SW	48,000	1,136	49,136
City of Mt. Vernon	SW	70,000	910	70,910
City of Nevada	SW	38,000	1,222	39,222
City of New Madrid	SE	38,000	551	38,551
City of West Plains	SE	81,000	1,203	82,203
Dunklin County Transit Service, Inc.	SE	260,000	2,775	262,775
Franklin County Transportation Council, Inc.	SL	205,000	6,433	211,433
Licking Bridge Builders, Inc.	SE	50,000	419	50,419
Macon Area Chamber of Commerce	NE	38,000	559	38,559
Mississippi County Transit System	SE	145,000	1,664	146,664
OATS, Inc.	All	8,207,000	193,274	8,400,274
Ray County Transportation, Inc.	KC	310,000	4,223	314,223
Ripley County Transit, Inc.	SE	140,000	1,698	141,698
Scott County Transportation System	SE	140,000	1,514	141,514
SERVE, Inc.	CD	206,000	3,331	209,331
Southeast Missouri Transportation Service, Inc.	CD, SE	2,650,000	29,288	2,679,288
Stoddard County Transit Services, Inc.	SE	157,000	1,918	158,918
Section 5311(f) Grantees	MoDOT Dist	Federal (\$)	State (\$)	Total (\$)
Burlington Trailways	NE, SL	95,000	0	95,000
Greyhound	KC, CD, NE, SW, SE, SL	1,002,000	0	1,002,000
Jefferson Lines	NW, KC, SW	195,000	0	195,000
Southeast Missouri Transportation Service, Inc.	SE, SL	25,000	0	25,000
Totals		14,758,000	261,467	15,019,467

Rural Transit Assistance Program Section 5311 (b)

Section 5311 (b) of Chapter 53, Title 49, U.S.C. Federal Transit Administration - The department administers the Federal Transit Administration Section 5311 (b) Rural Transit Assistance Program for the development and implementation of training, technical assistance and other support services for use by local transit providers in non-urbanized areas. No matching funds are required.

Federal Transit Administration allocates Rural Transit Assistance Program funds to each state based on an administrative formula. Federal Transit Administration first allocates \$65,000 to each state and then distributes the balance of the annual funding according to the non-urbanized population of each state.

		STATE FISCAL YEAR PROJECT BUDGETING				
		7/2016- 6/2017	7/2017- 6/2018	7/2018- 6/2019	7/2019- 6/2020	7/2020- 6/2021
Table 7-12 Section 5311 (b) Funding						
Section 5311 (b)	Federal Assistance	350,000	350,000	280,000	280,000	280,000
	TOTAL	350,000	350,000	280,000	280,000	280,000

Transit Jobs Access and Reverse Commute Grant Program Section 5316

Section 5316 of Chapter 53, Title 49, U.S.C. - Federal Transit Administration - This program was not reauthorized by Congress in MAP-21 nor was it included in FAST Act. However, Section 5316 Jobs Access and Reverse Commute (JARC) activities are eligible for funding in either the Section 5307 or Section 5311 programs starting with FFY 2013 funds. The department administers Federal Transit Administration Section 5316 JARC program grants either earmarked to the state or designated to rural and small urban recipients prior to 2006 or appropriated to rural and small urbanized areas by formula in FFY 2006 through FFY 2012. This grant category funds up to 50 percent of the net cost to provide mobility services designed for new employees and low-income workers. This program will also fund up to 80 percent of capital costs for vehicles, equipment and facilities that support transit services providing mobility to new employees and low-income workers. This program will be removed from the STIP after the remaining fund balance is expended.

		STATE FISCAL YEAR PROJECT BUDGETING				
		7/2016- 6/2017	7/2017- 6/2018	7/2018- 6/2019	7/2019- 6/2020	7/2020- 6/2021
Table 7-13 Section 5316 Funding						
Section 5316	Federal Asst	300,000	100,000	0	0	0
	Local Match	300,000	100,000	0	0	0
	TOTAL	600,000	200,000	0	0	0

New Freedom Transit Grant Program Section 5317

Section 5317 of Chapter 53, Title 49, U.S.C. - Federal Transit Administration - This program was not reauthorized by Congress in MAP-21 nor was it included in FAST Act. However, New Freedom activities are eligible for funding in the Section 5310 program starting with FFY 2013 funds. The department administers Federal Transit Administration Section 5317 New Freedom formula program grants in a program created by Congress in the federal transportation reauthorization legislation, SAFETEA-LU as appropriated for rural and small urbanized areas by formula. This grant category funds up to 50 percent of the net cost to provide new mobility services, primarily for persons with disabilities when those mobility services are beyond the requirements of the Americans with Disabilities Act (ADA). This program will also fund up to 80 percent of capital costs for vehicles, equipment and facilities that support new transit services, primarily for persons with disabilities, for services beyond the requirements of ADA, or facility accessibility improvements beyond the requirements of the ADA not otherwise incorporated in an existing or planned project. This program will be removed from the STIP after the remaining fund balance is expended.

		STATE FISCAL YEAR PROJECT BUDGETING				
		7/2016- 6/2017	7/2017- 6/2018	7/2018- 6/2019	7/2019- 6/2020	7/2020- 6/2021
Table 7-14 Section 5317 Funding	Federal Asst	1,500,000	1,000,000	0	0	0
	Local Match	1,500,000	1,000,000	0	0	0
	TOTAL	3,000,000	2,000,000	0	0	0

State Safety Oversight Formula Grants Federal Transit Administration – Section 5329

Section 5329 of Chapter 53, Title 49, U.S.C. - Federal Transit Administration - The department administers Federal Transit Administration Section 5329 State Safety Oversight (SSO) formula program grants. Each state with transit rail systems not regulated by the Federal Railroad Administration is required to establish a SSO program with the responsibility to oversee fixed guide way public transportation safety and enforce federal law for rail fixed guide way public transportation safety. These Section 5329 grants fund up to 80% of the cost to administer and operate the state safety oversight program. Grant matching funds may not be derived from the transit systems subject to the state safety oversight. Systems receiving assistance from this program are St. Louis Metrolink, the new Delmar Loop Trolley and the Kansas City Street Car.

		STATE FISCAL YEAR PROJECT BUDGETING				
		7/2016- 6/2017	7/2017- 6/2018	7/2018- 6/2019	7/2019- 6/2020	7/2020- 6/2021
Table 7-15 Section 5329 Funding						
Section 5329	Federal Asst	700,000	560,000	560,000	560,000	560,000
	State Match	175,000	140,000	140,000	140,000	140,000
	TOTAL	875,000	700,000	700,000	700,000	700,000

Bus and Bus Facilities Program Formula Grants Federal Transit Administration – Section 5339

Section 5339 of Chapter 53, Title 49, U.S.C. - Federal Transit Administration - The department administers Federal Transit Administration Section 5339 Bus and Bus Facilities formula program grants. This formula program replaces the discretionary Section 5309 program with respect to transit bus and transit bus related facility project funding. This grant category funds up to 80% of the cost to replace, rehabilitate and purchase buses and related equipment as well as construction of bus related facilities. These funds are annually apportioned to each of the large urbanized areas (St. Louis, Kansas City and Springfield), apportioned separately on an aggregate basis to the small urbanized areas (between 50,000 – 199,999 population) and annually apportioned separately in aggregate to the non-urbanized / rural areas of the state. The department administers the funds apportioned to the non-urbanized /rural as well as small urbanized portions of Missouri. For state fiscal year 2017, apportionments from previous federal fiscal years 2013 through 2016 are included.

		STATE FISCAL YEAR PROJECT BUDGETING				
		7/2016- 6/2017	7/2017- 6/2018	7/2018- 6/2019	7/2019- 6/2020	7/2020- 6/2021
Table 7-16 Section 5339 Funding						
Section 5339	MoDOT Administered Federal Funds	8,000,000	2,450,000	2,450,000	2,450,000	2,450,000
	Local Match	2,000,000	612,500	612,500	612,500	612,500
	TOTAL	10,000,000	3,062,500	3,062,500	3,062,500	3,062,500

Missouri Elderly and Handicapped Transportation Assistance Program

The Missouri Elderly and Handicapped Transportation Assistance Program (MEHTAP) is a state funded program and provides these state funds to approximately 200 non-profit organizations statewide who offer transportation services to the senior citizens and persons with disabilities at below-cost rates. These programs are divided among grantees taking into account ridership, costs and alternative services available (208.250 RSMo). Trips weighted by type (medical, essential services, recreation) determine total ridership. Costs are estimated by total vehicle miles operated by each recipient. Weighted trips and vehicle miles are given equal weights in computing a preliminary formula-based distribution of funds.

The preliminary formula-based distribution is adjusted for alternative services available, local resources and special client needs. Some discretion is exercised to adjust for inequities stemming from longevity in the program. MEHTAP funding is allocated by the Department in accordance with 208.250 – 208.265, RSMo and state regulation 7 CSR 10-7.010, based on the following criteria: need for service, trip purpose, cost effectiveness, and cost and availability of alternative service.

Each year, project funding is contingent upon receipt of applications from eligible providers and an appropriation from the state legislature. Federal, local, and private matching funds of over \$35,000,000 do not flow through MoDOT.

		STATE FISCAL YEAR PROJECT BUDGETING				
		7/2016- 6/2017	7/2017- 6/2018	7/2018- 6/2019	7/2019- 6/2020	7/2020- 6/2021
Table 7-17 Section MEHTAP Funding						
MEHTAP	State Funds	2,468,607	2,468,607	2,468,607	2,468,607	2,468,607
	Non-State (other) funds	35,700,000	35,700,000	35,700,000	35,700,000	35,700,000
	TOTAL	38,168,607	38,168,607	38,168,607	38,168,607	38,168,607

Missouri State Transit Assistance Program

The Missouri State Transit Assistance Program is a state funded program that provides state funds to 32 public transportation service providers to defray the operating and capital cost incurred by public transportation service providers. State Transit Assistance funding is allocated by the Department in accordance with 226.195, RSMo and state regulation 7 CSR 10-7.030. The distribution of funds to public transportation service providers shall be determined by evaluating factors including but not limited to population, ridership, cost and efficiency of program, availability of alternative transportation and local support.

Each year, project funding is contingent upon the total number of grant applications received as well as any new qualified applicants that might enter the program for the first time in fiscal year 2017.

		STATE FISCAL YEAR PROJECT BUDGETING				
		7/2016- 6/2017	7/2017- 6/2018	7/2018- 6/2019	7/2019- 6/2020	7/2020- 6/2021
Table 7-18 State Transit Assistance Funding						
State Transit Assistance	State Funds	1,710,875	560,875	560,875	560,875	560,875
	Non-State (other) funds	312,253,000	312,253,000	312,253,000	312,253,000	312,253,000
	TOTAL	313,963,875	312,813,875	312,813,875	312,813,875	312,813,875

Waterways

Missouri is fortunate to have over 1,000 miles of navigable waterways on the Mississippi and Missouri rivers, which provide tremendous opportunities for waterborne commerce. In 2014, approximately 4 million tons of material was handled through Missouri’s public port authorities. Barge transport provides a safe and environmentally friendly way to transport large amounts of material at a lower cost compared to other modes. One barge can hold the equivalent of 13 railcars or 58 trucks. The Missouri General Assembly appropriates funding for waterway programs from general revenue and/or the State Transportation Fund. Waterway projects are identified on the Multimodal Anticipated Program list. Projects on this list will be implemented when funds are appropriated through the legislative and gubernatorial budget processes.

Port Authority Administrative Grants - Ports apply for the administrative grants annually. The administrative grants are used to reimburse public port authorities for administrative costs, such as salaries, benefits, travel, office expenses and utilities. These grants do not require a match. The administrative grants were established to assist public port authorities as they establish their economic base (i.e. “keep the lights on”). New implementation language was added to allow funds to be used for either administrative expenses or capital projects. This program has received an appropriation for FY 2015 and 2016 of \$400,000, and \$600,000 was requested in FY 2017. The program currently provides assistance to the following port authorities:

Howard/Cooper County Regional	Jefferson County	Kansas City
Lewis County	Mid-America Port Commission	Mississippi County
New Bourbon Regional	New Madrid County	Pemiscot County
Pike/Lincoln Regional	St. Joseph Regional	St. Louis County
St. Louis City	Southeast Missouri Regional	

Table 7-19 Port Authority Administrative Grants

Program		7/2016- 6/2017	7/2017- 6/2018	7/2018- 6/2019	7/2019- 6/2020	7/2020- 6/2021
Waterways Program	State Cost	600,000	600,000	600,000	600,000	600,000
Port Administration	Total	600,000	600,000	600,000	600,000	600,000

Waterways

Ferry Boat Operating Assistance - The State of Missouri currently subsidizes two public ferry boat operations in Ste. Genevieve and Mississippi Counties. These ferry services provide a link for passengers and freight moving from Missouri to Illinois or Kentucky, respectively, at substantially less expense than constructing a Mississippi River bridge crossing in the area. Each ferry charges a toll that was supplemented annually by \$88,000 to support each ferryboat operation from FY 2010 through FY 2016. During this same time the ferry services transported on average 54,000 passengers and 23,000 vehicles per year. The State of Kentucky matches dollar for dollar support for the Mississippi County ferry service.

Table 7-20 Ferry Boat Operating Funding

Program		7/2016- 6/2017	7/2017- 6/2018	7/2018- 6/2019	7/2019- 6/2020	7/2020- 6/2021
Waterways Program	State Cost	176,000	176,000	176,000	176,000	176,000
Ferry Boat Operating Assistance	Total	176,000	176,000	176,000	176,000	176,000

Port Capital Improvement Program - Capital improvement funds assist ports with capital expenditures, such as dock construction, mooring dolphins, access improvements, utility extensions, and general site development. Grants require a 20 percent local match and are subject to audit. The amount of funds available for the Capital Improvement Program (CIP) can vary greatly from year to year, and it is difficult to predict funding in future years. The legislature did not appropriate Capital Improvement Funds for the ports in FY 2010-2012. In FY 2013 the program received \$250,000 from General Revenue, and in FY 2014, the program received \$3 million. The governor withheld the appropriated funds in each of those years until later in the fiscal year. In FY 2015, \$3 million was appropriated by the legislature but was again withheld by the governor until April 2015. In FY 2016, the legislature appropriated \$6 million for the CIP. The Missouri Port Authority Association and MoDOT cooperatively complete an annual assessment and prioritization of port infrastructure needs, most recently detailing more than \$175 million in critical/immediate port capital improvement needs. Should additional capital funds be appropriated, funds will be awarded based on this collaboratively developed list.

Table 7-21 Port Capital Improvement Funding

Program		7/2016- 6/2017	7/2017- 6/2018	7/2018- 6/2019	7/2019- 6/2020	7/2020- 6/2021
Waterways Program	State Cost	0	0	0	0	0
Port Capital Improvement Program	Non-state (other) funds	0	0	0	0	0
	Total	0	0	0	0	0

Freight

Freight Enhancement Program - The objective of the newly developed Freight Enhancement Program is to focus on improving and maintaining the high priority freight assets and corridors that are critical to the movement of freight into, out of, within, and through the state. This process is based on partnerships with freight stakeholders and public officials to identify the greatest freight movement needs and remove barriers to efficient movement of goods through capital improvements to the system. In FY 2014, this program received \$850,000 from the State Transportation Fund, \$650,000 in FY 2015, and \$850,000 in FY2016. After an annual application solicitation, review, and selection process the projects are identified on the Multimodal Operations Anticipated Project List. Should additional capital funds be appropriated, funds will be awarded based on this process.

Freight is the economy in motion. As freight efficiency increases in a state, the total economy of the state increases. Businesses receive raw materials at less cost and therefore their finished products are more competitive on the domestic and global market. Lower freight transportation costs decrease prices at the store providing financial savings for Missouri consumers. Lower transportation cost attracts new businesses and allows reinvestment and expansion of current businesses.

Freight movement depends upon the connectivity, safety, reliability, and condition of the transportation system. Missouri’s central location within 600 miles of 50% of all US households is a natural advantage to attract freight industry. Missouri’s transportation assets in rail, water, interstate highways, and airports combined with Missouri’s strategic location provides great opportunity to become the freight center of the nation.

Table 7-22 Freight Enhancement Funding

Program		7/2016- 6/2017	7/2017- 6/2018	7/2018- 6/2019	7/2019- 6/2020	7/2020- 6/2021
Freight Enhancement Program	State Cost	1,000,000	1,000,000	1,000,000	1,000,000	1,000,000
	Non-State (other) funds	250,000	250,000	250,000	250,000	250,000
	Total	1,250,000	1,250,000	1,250,000	1,250,000	1,250,000

**2017 - 2021 STIP
Multimodal Operations
September Amendment**

Attachment 2

(Dollars in Thousands)

District	County	Job No.	Tentative Award State Fiscal Year and Change by Type	Description of Location / Improvement / Funding	Change in Project Funds
NW	Buchanan	NA	2017 Aviation	Improve flood control levee at Rosecrans Memorial Airport in St. Joseph.	\$5,000
<p>Reason: To improve flood control. Funding Source: Fiscal year 2017 State General Revenue funds.</p>					
KC, CD, SL	Various	NA	2017 Railway	Missouri River Runner passenger train service between St. Louis and Kansas City with eight stops in between.	\$9,600
<p>Reason: To provide funding for operational assistance and equipment to Amtrak for Missouri River Runner passenger train service. Funding Source: Fiscal year 2017 State General Revenue funds.</p>					
Various	Various	NA	2017 Transit	State transportation assistance for public transportation providers.	\$500
<p>Reason: To provide additional operating assistance to local transit providers. Funding Source: Fiscal year 2017 State General Revenue funds.</p>					
Various	Various	NA	2017 Waterways	Capital improvements at various statewide ports.	\$8,000
<p>Reason: To improve ports. Funding Source: Fiscal year 2017 State General Revenue funds.</p>					
Total:					\$23,100

Proposed Allocation of Expenditures for remainder of 1992 Plan RSMo 21.795.2(3)

The information in this section is in accordance with the highlighted portion in the following section of the reporting statute. ***"(3) The proposed allocation and expenditure of moneys and the proposed work plan for the current fiscal year, at least the next four years, and for any period of time expressed in any public transportation plan approved by either the general assembly or by the voters of Missouri. This proposed allocation and expenditure of moneys shall include the amounts of proposed allocation and expenditure of moneys in each of the categories listed in subdivision (1) of this subsection; ..."*** Section 21.795.2(3), RSMo 2009 (L. 2009 HB 683 merged with HB 752). (emphasis added).

The 2016 Proposed Allocation and Expenditure of Moneys for the 1992 15-Year Plan reports that the total construction funds available for the period 1992-2010 were \$18.3 billion as compared to the original 1992 Plan estimated revenues of \$12.6 billion. The increase in revenue is attributable primarily from federal receipts due to increased apportionments from the Transportation Equity Act for the 21st Century (TEA-21), the Safe, Accountable, Flexible, Efficient Transportation Equity Act: A Legacy for Users (SAFETEA-LU), the Moving Ahead for Progress in the 21st Century Act (MAP-21) and the Fixing America's Surface Transportation Act (FAST). The passage of the American Recovery and Reinvestment Act of 2009 (ARRA) also provided additional federal highway funds. In addition, \$3.9 billion of bond proceeds and additional motor vehicle sales tax revenues were added to construction funding available, which was not anticipated in the original 1992 plan.

**Schedule of Funds Expended by Project for
Construction Work in Progress in FY 2016
RSMo 21.795.2(4)**

Introduction

The information in this section is in accordance with the following section of the reporting statute. *"(4) The amounts which were planned, estimated and expended for projects in the state highway and bridge construction program or any other projects relating to other modes of transportation in the preceding state fiscal year and amounts which have been planned, estimated or expended by project for construction work in progress;"* Section 21.795.2(4), RSMo (A.L. 2012 H.B. 1402)

Information in this section compares the cost estimates and expenditures for highway improvements currently in progress. The figures show MoDOT is practicing good fiscal management and is delivering good value for funds taxpayers invest in transportation. Cost estimates at the time projects appeared on the most recent Five-Year Highway and Bridge Construction Schedule are compared with costs, through the end of state fiscal year 2016, of projects that have been put under contract but have not been closed out. Included in the estimate and award costs are costs for preliminary engineering (developing the roadway and bridge plans), right of way, construction engineering (inspecting the project during construction), utilities and construction.

The 591 projects in progress were estimated to cost \$2,505,100,000. The total project costs at award for those projects were \$2,473,774,000, which represents a difference of \$31,326,000 or 1.25 percent under estimate. These projects are not complete and additional changes will occur before the projects are finished, which in turn will affect the percentage difference.

For other modes of transportation, the estimate for capital projects in progress during state fiscal year 2016 totaled \$73,301,989. The actual contract cost for these projects is \$73,438,336 which represents a difference of \$136,347 or 0.19 percent over estimate. However, these projects are not complete and additional charges will occur before the projects are finished. These numbers do not include operating assistance for the other modes, such as Amtrak, State Transit Assistance Program, Missouri Elderly and Handicapped Transportation Assistance Program and traffic control tower operating assistance.

Construction Work in Progress in SFY 2016

RSMo 21.795.2(4)

KEY

County	Route	Job No.	Award Date	Description of Location/Improvement	Estimate *	Project Cost at Award *	Cost through SFY 2016
County location of project ⋮	Job number used to track project costs ⋮				Project estimate from the most recent program ⋮	Dollars spent on project through SFY 2016 ⋮	
	Route location of project ⋮		Month and year in which work was started ⋮	Details of project description, improvement and location of project ⋮		Total project cost at award stage ⋮	

*Includes preliminary engineering, right of way, utilities, construction, and construction engineering.

Construction Work in Progress in SFY 2016 RSMo 21.795.2(4)

(Dollars are in Thousands)

County	Route	Job No.	Award Date	Description of Improvement / Location	Estimate *	Project Cost at Award *	Cost through SFY 2016
Andrew	29	0I3002C	4/2016	Job Order Contracting for pavement repair from Rte. K in Andrew County to Platte County. Includes I-229 in Andrew and Buchanan Counties.	\$270	\$277	\$2
Andrew	29	1I2213	12/2014	Pavement improvements from Bus. 71 interchange, north of St. Joseph, to 1.5 miles south of Rte. O.	\$10,134	\$9,894	\$8,128
Andrew	48	1S1051	12/2015	Replace bridge over the Platte River, 0.6 mile east of Rte. D near Whitesville.	\$1,987	\$2,013	\$721
Andrew	48	1S3121	5/2016	Preventative maintenance treatment on the driving lanes from Rte. 71 to Rte. 169 in King City.	\$367	\$256	\$0
Atchison	29	0I3002B	4/2016	Job Order Contracting for pavement repair from the Iowa State line to Rte. K in Andrew County.	\$270	\$277	\$2
Atchison	29	1I3014	11/2014	Replace bridge decks over Rock Creek 0.5 mile south of Rte. 111 near Rock Port.	\$1,617	\$1,815	\$1,779
Atchison	29	2I2166B	4/2014	Job Order Contracting for pavement repair from the Iowa State line to Rte. K in Andrew County.	\$270	\$275	\$625
Atchison	A	1S3083	5/2015	Bridge painting in the counties of Atchison on Rte. B, Harrison on Rte. W, Daviess on Rte. CC, Holt on Rte. 59, Nodaway on Rtes. C and M and Putnam on Rtes. 136, E and 129.	\$675	\$762	\$724

*Includes preliminary engineering, right of way, construction, and construction engineering.

Construction Work in Progress in SFY 2016 RSMo 21.795.2(4)

(Dollars are in Thousands)

County	Route	Job No.	Award Date	Description of Improvement / Location	Estimate *	Project Cost at Award *	Cost through SFY 2016
Atchison	N	1S0561	5/2015	Replace bridge over East Fork Tarkio Creek, 3.4 miles south of Rte. 46 near Fairfax.	\$1,036	\$1,442	\$1,385
Buchanan	116	1S3082	3/2014	Replace culvert 1.5 miles west of Rte. V near DeKalb.	\$210	\$166	\$256
Buchanan	229	1I3097	9/2015	Repair earth slide and paved ditch 0.4 mile south of the Highland Avenue interchange in St. Joseph.	\$129	\$194	\$158
Buchanan	29	1S3048	10/2014	Improvements to sidewalks from County Line Road to Karnes Road in St. Joseph.	\$316	\$481	\$485
Buchanan	36	1I3087	4/2016	Bridge painting on Rte. 36 bridges over the Platte River (Buchanan County), I-29 bridges over Rock Creek (Atchison County) and over Rte. 59 (Holt County).	\$1,155	\$814	\$254
Buchanan	36	1P2206	12/2014	Replace bridge deck on westbound lane bridge and replace expansion joints on eastbound lane bridge over the Platte River, 2.3 miles east of Rte. AC near St. Joseph.	\$3,905	\$3,888	\$3,814
Buchanan	59	1P0565	3/2014	Replace bridge over BNSF Railroad 4.4 miles south of Rte. 752 near St. Joseph.	\$7,675	\$6,701	\$6,858
Buchanan	Various	1P3035	2/2016	Build overpass and ramps for new interchange 1 mile east of Rte. AC in St. Joseph.	\$4,005	\$4,818	\$518

*Includes preliminary engineering, right of way, construction, and construction engineering.

10/20/2016

MoDOT

Page 2 of 75

Construction Work in Progress in SFY 2016 RSMo 21.795.2(4)

(Dollars are in Thousands)

County	Route	Job No.	Award Date	Description of Improvement / Location	Estimate *	Project Cost at Award *	Cost through SFY 2016
Buchanan	YY	1S3027	5/2016	Pavement and sidewalk improvements at the intersection with Rte. 169 (Belt Highway) in St. Joseph.	\$1,035	\$1,435	\$294
Caldwell	13	1P0434	3/2016	Replace bridge over Log Creek 0.5 mile south of Rte. HH south near Kingston.	\$1,658	\$1,632	\$368
Caldwell	B	1S3069D	10/2014	Thin pavement treatment from Rte. F to Rte. 116 near Braymer.	\$599	\$250	\$232
Caldwell	F	1S3069C	10/2014	Thin pavement treatment from Rte. 13 to Rte. A near Braymer.	\$954	\$653	\$600
Caldwell	O	1S3069E	10/2014	Thin pavement treatment from Rte. A near Braymer to end of the route.	\$84	\$55	\$54
Clinton	116	1P3025	9/2014	Pavement and shoulder improvements from Rte. 33, at Lathrop, to Rte. D near Polo.	\$1,656	\$2,200	\$1,797
Clinton	VV	1L1600B	7/2015	Thin pavement treatment from Rte. 169 to Rte. N near Gower.	\$528	\$469	\$19
Daviess	35	0I3001C	4/2015	Job Order Contracting for pavement repair from Rte. 6 in Daviess County near Winston to the Clay County line.	\$270	\$275	\$0

*Includes preliminary engineering, right of way, construction, and construction engineering.

10/20/2016

MoDOT

Page 3 of 75

Construction Work in Progress in SFY 2016 RSMo 21.795.2(4)

(Dollars are in Thousands)

County	Route	Job No.	Award Date	Description of Improvement / Location	Estimate *	Project Cost at Award *	Cost through SFY 2016
Daviess	35	0I3002E	4/2016	Job Order Contracting for pavement repair from Rte. 6 in Daviess County near Winston to the Clay County line.	\$270	\$276	\$1
Daviess	HH	1S3069F	10/2014	Thin pavement treatment from Rte. 13 near Gallatin to end of the route.	\$334	\$338	\$314
Daviess	NN	1S3069G	10/2014	Thin pavement treatment from Rte. 6 near Jamesport to end of the route.	\$136	\$153	\$145
Daviess	RA	1S3069H	10/2014	Thin pavement treatment from Rte. 190 near Jamesport to end of the route.	\$142	\$145	\$138
Dekalb	169	1P1041	5/2016	Preventative maintenance treatment on the driving lanes from I-29 interchange, in St. Joseph, to Rte. 31, near Union Star.	\$469	\$367	\$3
Dekalb	Y	1L1600C	7/2015	Thin pavement treatment from Rte. K at Stewartsville to Rte. NN.	\$443	\$377	\$16
Gentry	169	1P3064	7/2015	Replace bridge deck over Linn Creek, 3 miles north of Rte. 136 near Gentry.	\$449	\$364	\$392
Gentry	C	1S3063	7/2015	Replace bridge deck over Weldon Branch, 0.5 mile south of Rte. J near Albany.	\$363	\$310	\$160

*Includes preliminary engineering, right of way, construction, and construction engineering.

10/20/2016

MoDOT

Page 4 of 75

Construction Work in Progress in SFY 2016
RSMo 21.795.2(4)

(Dollars are in Thousands)

County	Route	Job No.	Award Date	Description of Improvement / Location	Estimate *	Project Cost at Award *	Cost through SFY 2016
Gentry	C	1S3068	7/2015	Replace bridge deck over Panther Creek, 1.3 miles north of Rte. J near Albany.	\$455	\$377	\$136
Grundy	6	2P0782	10/2014	Pavement and shoulder improvements from just east of Rte. 65, at Trenton, to Rte. 5 south of Milan.	\$7,260	\$7,061	\$5,681
Grundy	BB	1S3069J	10/2014	Thin pavement treatment from Rte. J to end of the route near Galt.	\$168	\$309	\$273
Harrison	136	1P2225	11/2014	Pavement and shoulder improvements from east of I-35, in Bethany, to the Mercer County line.	\$3,196	\$3,019	\$2,556
Harrison	35	0I3002D	4/2016	Job Order Contracting for pavement repair from the Iowa State line to Rte. 6 in Daviess County near Winston.	\$270	\$277	\$2
Harrison	35	2I2166D	4/2014	Job Order Contracting for pavement repair from the Iowa State line to Rte. 6 in Daviess County near Winston.	\$270	\$275	\$1,348
Harrison	F	1S1052	11/2014	Replace bridge over Little Creek 0.5 mile west of Rte. W near Bethany.	\$905	\$949	\$1,057
Holt	111	1S3041	7/2014	Replace bridge deck over Kimsey Creek 3.1 miles south of Rte. 159 near Forest City.	\$366	\$392	\$410

*Includes preliminary engineering, right of way, construction, and construction engineering.

Construction Work in Progress in SFY 2016 RSMo 21.795.2(4)

(Dollars are in Thousands)

County	Route	Job No.	Award Date	Description of Improvement / Location	Estimate *	Project Cost at Award *	Cost through SFY 2016
Holt	118	1S3089	7/2015	Pavement and shoulder improvements from Rte. 111 to I-29 at Mound City.	\$1,632	\$1,995	\$140
Holt	159	1P0777	7/2010	Payback to Nebraska for roadway and approaches for a new bridge over the Missouri River.	\$5,254	\$6,774	\$6,529
Holt	159	1P0777B	7/2010	Construct main bridge span for new bridge over the Missouri River.	\$7,445	\$9,083	\$8,297
Holt	29	1I3015	11/2014	Replace bridge decks on twin bridges 2.7 miles north of Oregon over Rte. 59.	\$1,156	\$883	\$1,047
Holt	59	1S3034	7/2014	Replace bridge decks over I-29, 1 mile north of the Nodaway River.	\$766	\$683	\$662
Holt	59	1S3040	7/2014	Replace bridge deck over Squaw Creek, 2.5 miles north of Mound City.	\$579	\$624	\$617
Mercer	J	1S3069I	10/2014	Thin pavement treatment from Rte. E to Rte. 6 near Galt.	\$512	\$859	\$759
Mercer	K	1L1400G	11/2013	Thin lift overlay from Iowa State line to Rte. 65 near Mercer.	\$769	\$736	\$670

*Includes preliminary engineering, right of way, construction, and construction engineering.

10/20/2016

MoDOT

Page 6 of 75

Construction Work in Progress in SFY 2016 RSMo 21.795.2(4)

(Dollars are in Thousands)

County	Route	Job No.	Award Date	Description of Improvement / Location	Estimate *	Project Cost at Award *	Cost through SFY 2016
Nodaway	71	1P3056	9/2015	Replace bridge deck over White Cloud Creek in the northbound lanes, 1.7 miles north of Rte. B near Bolckow.	\$746	\$620	\$184
Nodaway	FF	1S3090	9/2015	Replace bridge deck at South Fork Clear Creek, 3.2 miles north of Rte. 71 north of Maryville.	\$232	\$237	\$263
Nodaway	JJ	1S3057	9/2015	Replace bridge deck over Middle Fork of 102 River, 0.4 mile east of Rte. 148 near Hopkins.	\$397	\$348	\$359
Nodaway	U	1S0623	9/2015	Replace bridge deck over 102 River, 2.2 miles east of Rte. 71 near Arkoe.	\$734	\$526	\$55
Putnam	B	1S3069B	10/2014	Thin pavement treatment from Rte. 5 to Rte. N near Green City.	\$520	\$706	\$669
Putnam	U	1L1400H	11/2013	Thin lift overlay from Iowa State line to Rte. 136 near Unionville.	\$759	\$983	\$921
Sullivan	6	2P0782B	10/2014	Pavement and shoulder improvements from Rte. 5 north of Milan to Rte. 129 in Green City.	\$1,901	\$2,006	\$1,695
Various	Various	1P3007	6/2014	Job Order Contracting for guard cable and guardrail repair on major routes in the Northwest District.	\$355	\$385	\$723

*Includes preliminary engineering, right of way, construction, and construction engineering.

10/20/2016

MoDOT

Page 7 of 75

Construction Work in Progress in SFY 2016 RSMo 21.795.2(4)

(Dollars are in Thousands)

County	Route	Job No.	Award Date	Description of Improvement / Location	Estimate *	Project Cost at Award *	Cost through SFY 2016
Various	Various	1P3065	6/2016	Job Order Contracting for guard cable and guardrail repair at various major route locations in the Northwest District.	\$321	\$351	\$3
Adair	11	2S0412B	2/2016	Replace bridge over Mussell Fork drainage ditch 0.2 mile east of Sullivan County line.	\$1,178	\$1,191	\$486
Adair	11	2S3003	12/2014	Pavement and shoulder improvements from Bus. 63 to Rte. 63 in Kirksville.	\$112	\$156	\$128
Adair	6	2P0782C	12/2014	Pavement and shoulder improvements from east of Rte. 149 at the Chariton River to Bus. Rte. 63 in Kirksville.	\$2,746	\$2,982	\$2,725
Adair	63	2P2197	12/2014	Pavement improvements from Rte. 6 west to alternate Rte. 63 north intersection in Kirksville.	\$555	\$497	\$436
Adair	D	2S3056	3/2015	Bridge maintenance at various locations in the Northeast District.	\$1,706	\$1,639	\$1,556
Adair	P	2S3002	12/2014	Pavement and shoulder improvements from Bus. 63 to Rte. 63 in Kirksville.	\$131	\$253	\$193
Audrain	15	2P3079	12/2015	Replace expansion joints on Rte. 15 over Rte. 54 in Audrain Co., Rte. 6 over Rte. 24, and Rte. 24 over South Fabius River in Marion Co.	\$223	\$460	\$26

*Includes preliminary engineering, right of way, construction, and construction engineering.

10/20/2016

MoDOT

Page 8 of 75

Construction Work in Progress in SFY 2016 RSMo 21.795.2(4)

(Dollars are in Thousands)

County	Route	Job No.	Award Date	Description of Improvement / Location	Estimate *	Project Cost at Award *	Cost through SFY 2016
Audrain	15	2P3087	5/2016	Replace bridge over Fish Branch 0.1 mile north of Rte. T near Mexico.	\$984	\$1,045	\$210
Audrain	22	3P2207	2/2016	Pavement improvements from 0.1 mile west of Rte. E in Audrain County near Mexico to Rte. F in Boone County.	\$2,415	\$2,680	\$65
Audrain	54	2S3006D	7/2015	Pedestrian improvements on north and south sides of road from Martin Luther King Drive to Christy Street in Mexico.	\$141	\$245	\$352
Audrain	B	3S0437	3/2015	Replace bridge over West Lick Creek 0.8 mile west of Rte. J east junction near Rush Hill.	\$712	\$754	\$728
Audrain	E	3S0438	3/2015	Replace bridge over Scull Lick Creek 1.9 miles north of Rte. 22 near Mexico.	\$501	\$672	\$647
Clark	61	3P2181	4/2014	Replace bridge decks over Honey Creek and Buck Run Creek 0.9 mile north and 1.5 miles south of Rte. Z near Wayland.	\$783	\$1,253	\$1,247
Knox	151	2S3073	3/2016	Replace bridge over North River 0.3 mile south of Rte. 156 near Novelty.	\$537	\$642	\$191
Lewis	16	2S3057	12/2013	Thin lift overlay and shoulder improvements from Rte. 6 to Rte. B in Canton (two disconnected sections).	\$1,334	\$1,594	\$1,781

*Includes preliminary engineering, right of way, construction, and construction engineering.

10/20/2016

MoDOT

Page 9 of 75

Construction Work in Progress in SFY 2016 RSMo 21.795.2(4)

(Dollars are in Thousands)

County	Route	Job No.	Award Date	Description of Improvement / Location	Estimate *	Project Cost at Award *	Cost through SFY 2016
Lewis	6	3P2151B	2/2015	Pavement and shoulder improvements from Rte. DD in Lewis County to 0.2 mile west of Rte. 61 in Marion County near Taylor.	\$2,125	\$2,030	\$1,948
Lincoln	MM	3S2184	3/2016	Replace bridge over Crooked Creek 1.5 miles south of Rte. C near Moscow Mills.	\$595	\$666	\$141
Macon	156	2S0438	3/2016	Replace bridge over East Fork Chariton River 2.3 miles east of Rte. 3 near La Plata.	\$685	\$567	\$590
Marion	168	3S2216	3/2015	Replace bridge over Clear Creek 1.7 miles north of Rte. 61 near Hannibal.	\$950	\$795	\$914
Marion	61	2L1600B	9/2015	High friction surface treatment on southbound lanes from 0.2 mile south of west outer road Rte. 61 to Rtes. W and 168 intersection in Hannibal.	\$67	\$84	\$95
Marion	79	2S3006B	4/2015	Pavement improvements from 0.3 mile south of I-72 interchange to 0.1 mile north of Rte. T in Hannibal.	\$1,429	\$1,853	\$1,900
Montgomery	19	2L1500J	10/2014	Pavement treatment from 0.2 mile north of Rte. B near Montgomery City to 1.7 miles south of I-70.	\$195	\$355	\$304
Montgomery	19	3P2198	4/2015	Bridge and pavement improvements from 0.8 mile north of Rte. WW to 0.3 mile south of Rte. WW near New Florence.	\$7,208	\$7,192	\$6,356

*Includes preliminary engineering, right of way, construction, and construction engineering.

Construction Work in Progress in SFY 2016 RSMo 21.795.2(4)

(Dollars are in Thousands)

County	Route	Job No.	Award Date	Description of Improvement / Location	Estimate *	Project Cost at Award *	Cost through SFY 2016
Montgomery	70	0I3001H	4/2015	Job Order Contracting for pavement repair from the Callaway County line to the St. Charles County line.	\$540	\$553	\$167
Montgomery	70	2I3039	6/2015	Job Order Contracting for guard cable repair on I-70 in Montgomery and Warren Counties, Rte. T in Ralls County and Rte. 36 in Macon County.	\$271	\$284	\$178
Montgomery	70	2I3055	12/2015	Pavement improvements on eastbound lanes from the Callaway County line to 1.1 miles west of Rte. 161 near Mineola.	\$1,265	\$612	\$57
Montgomery	70	3I2189	12/2015	Pavement improvements on eastbound lanes from 1.1 miles west of Rte. 161 to 2 miles east of Rte. F near New Florence.	\$3,502	\$3,301	\$182
Pike	54	2L1500N	9/2015	Job Order Contracting for bridge repair on the Champ Clark Bridge over the Mississippi River at Louisiana.	\$166	\$172	\$5
Pike	61	3L1500B	2/2015	Thin lift overlay and shoulder improvements from 0.3 mile south of Rte. UU to roundabout in Bowling Green.	\$627	\$837	\$871
Pike	79	2P3080	4/2016	Replace bridge over Guinns Creek 0.6 mile south of Rte. H near Annada.	\$1,021	\$911	\$154
Pike	79	2P3081	4/2016	Replace bridge over New Bryan Creek 1.4 miles south of Rte. H near Annada.	\$1,055	\$887	\$127

*Includes preliminary engineering, right of way, construction, and construction engineering.

Construction Work in Progress in SFY 2016 RSMo 21.795.2(4)

(Dollars are in Thousands)

County	Route	Job No.	Award Date	Description of Improvement / Location	Estimate *	Project Cost at Award *	Cost through SFY 2016
Pike	79	3P2201	7/2015	Replace bridge over Big Calumet Creek 0.6 mile south of Rte. N near Clarksville.	\$1,917	\$1,524	\$1,524
Ralls	61	3P2234	6/2015	Bridge improvements on northbound lanes over Salt River 0.1 mile south of Rte. O near New London.	\$1,768	\$2,818	\$2,827
Randolph	63	2P2213	12/2015	Pavement improvements on two disconnected sections on southbound lanes from 0.3 mile south of Rte. 24 at Moberly to the Boone County line.	\$4,099	\$2,919	\$249
Scotland	136	2L1700B	3/2015	Pavement and shoulder improvements from the Schuyler County line to 0.5 mile west of BNSF railroad near Medill.	\$2,703	\$3,084	\$3,225
Scotland	A	3S0506	5/2015	Replace bridge over Bear Creek 1.6 miles north of Rte. U near South Gorin.	\$365	\$552	\$526
Scotland	A	3S0507	5/2015	Replace bridge over Allen Branch 0.7 mile south of Rte. 136 near Arbela.	\$471	\$701	\$697
Shelby	15	2P3088	5/2016	Replace bridge over Black Creek 0.8 mile south of Rte. 168 near Shelbyville.	\$1,664	\$1,620	\$174
Shelby	N	2P2220D	2/2016	Replace bridge deck over Salt River 3.5 miles north of Rte. 36 near Shelbina.	\$359	\$329	\$305

*Includes preliminary engineering, right of way, construction, and construction engineering.

10/20/2016

MoDOT

Page 12 of 75

Construction Work in Progress in SFY 2016 RSMo 21.795.2(4)

(Dollars are in Thousands)

County	Route	Job No.	Award Date	Description of Improvement / Location	Estimate *	Project Cost at Award *	Cost through SFY 2016
Shelby	W	2P2220B	2/2016	Replace bridge deck over North River 2.8 miles north of Rte. 168 near Shelbyville.	\$465	\$430	\$423
Shelby	W	2P2220C	2/2016	Replace bridge deck over Tiger Fork North River 0.7 mile south of Rte. J near Bethel.	\$261	\$231	\$308
Various	Various	2P3038	6/2015	Job Order Contracting for guardrail repair at various locations in the Northeast District.	\$147	\$154	\$230
Warren	94	2S2006	3/2016	Replace bridge over Koch's Creek 0.3 mile south of Rte. N near Marthasville.	\$693	\$794	\$767
Warren	B	2L1500K	10/2014	Pavement treatment from I-70 near Pendleton to Rte. 94.	\$263	\$267	\$222
Cass	211th St.	4P2247B	5/2015	Roadway improvements from the east outer road to School Road in Peculiar.	\$1,760	\$1,418	\$1,723
Cass	49	4P1475	6/2014	Signal improvements, replace bridge, and capacity improvements at the Rte. 291 interchange. Project involves bridge A1621.	\$15,537	\$16,911	\$16,563
Cass	49	4P2247	5/2015	New interchange at 211th Street from Peculiar Drive to east outer road in Peculiar.	\$11,783	\$10,954	\$8,942

*Includes preliminary engineering, right of way, construction, and construction engineering.

10/20/2016

MoDOT

Page 13 of 75

Construction Work in Progress in SFY 2016 RSMo 21.795.2(4)

(Dollars are in Thousands)

County	Route	Job No.	Award Date	Description of Improvement / Location	Estimate *	Project Cost at Award *	Cost through SFY 2016
Cass	49	4S2365	11/2013	Pavement improvements from 163rd Street to Rte. 291 in Harrisonville.	\$8,964	\$7,475	\$6,492
Cass	7	4P2257	2/2016	Roadway improvements from Independence Street to Stella Avenue in Harrisonville.	\$4,414	\$4,798	\$1,914
Cass	B	4S3072	3/2016	Bridge improvements over Eightmile Creek, east of I-49.	\$431	\$478	\$29
Cass	D	4S3067	2/2016	Bridge improvements north of Rte. Y over the Kansas City Southern railroad.	\$848	\$908	\$69
Cass	D	4S3070	2/2016	Bridge improvements over Mineral Creek, south of Rte. Y, in Cleveland.	\$228	\$352	\$100
Cass	M	4S3069	3/2016	Bridge improvements over Camp Branch, north of Rte. 2.	\$490	\$436	\$44
Cass	Y	4S2180	3/2015	Pavement and shoulder improvements from Rte. 58 to Rte. YY near Belton.	\$2,381	\$3,754	\$4,172
Cass	YY	4S3071	2/2016	Bridge improvements over East Creek on Rte. YY, east of Rte. Y in Peculiar.	\$731	\$797	\$251

*Includes preliminary engineering, right of way, construction, and construction engineering.

Construction Work in Progress in SFY 2016
RSMo 21.795.2(4)

(Dollars are in Thousands)

County	Route	Job No.	Award Date	Description of Improvement / Location	Estimate *	Project Cost at Award *	Cost through SFY 2016
Clay	10	4P3007	2/2015	Bridge improvements over East Fork Fishing River and Marietta Street in Excelsior Springs.	\$6,250	\$6,724	\$6,905
Clay	152	4P3095B	12/2014	Intersection improvements just west of Flintlock Road and from just east of Wal-Mart entrance to I-35 in Liberty.	\$203	\$254	\$286
Clay	169	4P3079D	2/2016	Pavement and intersection improvements at various intersections from Rte. W in Smithville to NW Cookingham Drive in Kansas City.	\$846	\$825	\$2
Clay	210	4P3095C	12/2014	Intersection improvements from northbound I-29 on ramp to west of I-29 bridges in North Kansas City.	\$44	\$76	\$75
Clay	210	4S3066	3/2014	Bridge improvements over the Union Pacific, BNSF and abandoned railroad lines.	\$2,390	\$3,771	\$4,095
Clay	210	4U1114	3/2014	Corridor improvements from west of Eldon Road to east of Rte. 291.	\$13,051	\$14,151	\$13,822
Clay	291	4P3079C	2/2016	Pavement and intersection improvements at various intersections from I-435 to Cedar Ave.	\$1,196	\$725	\$565
Clay	291	4P3081C	12/2015	Pavement improvements from south of Rte. 33 (north end of railroad bridges A2503 and A5084) to Orchard Drive in Liberty.	\$1,389	\$1,638	\$1,464

*Includes preliminary engineering, right of way, construction, and construction engineering.

Construction Work in Progress in SFY 2016 RSMo 21.795.2(4)

(Dollars are in Thousands)

County	Route	Job No.	Award Date	Description of Improvement / Location	Estimate *	Project Cost at Award *	Cost through SFY 2016
Clay	35	4I2354	4/2014	Pavement and acceleration lane improvements from just south of Vivion Road to north of Rte. 210 in Kansas City.	\$4,121	\$3,251	\$3,769
Clay	35	4I3005	12/2014	Interchange and ramp improvements at the Pleasant Valley Road/South Liberty Parkway/US 69 interchange in Pleasant Valley.	\$29,755	\$32,288	\$19,073
Clay	35	4I3023	2/2015	Bridge improvements, including auxillary lane improvements, widening of existing bridges and pavement replacement from Vivion Road to the Pleasant Valley Road interchange.	\$15,931	\$17,664	\$8,420
Clay	435	4I3007	12/2014	Pavement improvements from 108th Street to I-35 within Kansas City.	\$6,591	\$5,537	\$5,472
Clay	435	4I3029	12/2014	Pavement improvements from 108th Street to NW Cookingham Drive in Kansas City.	\$7,100	\$4,787	\$4,536
Clay	435	4I3038	12/2015	Pavement improvements from Rte. 69 to Parvin Road in Kansas City.	\$2,684	\$2,873	\$874
Clay	69	4P3005	4/2015	Bridge improvements over the Fishing River.	\$2,702	\$2,885	\$3,042
Clay	A	4S3048	9/2014	Shoulder addition and pavement improvements from Rte. 92 to end of state maintenance.	\$1,262	\$1,573	\$20

*Includes preliminary engineering, right of way, construction, and construction engineering.

10/20/2016

MoDOT

Page 16 of 75

Construction Work in Progress in SFY 2016 RSMo 21.795.2(4)

(Dollars are in Thousands)

County	Route	Job No.	Award Date	Description of Improvement / Location	Estimate *	Project Cost at Award *	Cost through SFY 2016
Jackson	150	4S2194	2/2014	Shoulder addition, pavement and guard rail improvements from Rte. 291 in Greenwood to Rte. E.	\$1,480	\$1,410	\$1,508
Jackson	169	4P3095H	9/2015	Interchange and ramp improvements on Broadway at I-35 / I-70 in Kansas City. Includes railroad bridge removal over I-35 / I-70.	\$368	\$625	\$469
Jackson	24	4S3052	12/2015	Pavement and sidewalk improvements from Ewing Avenue to the Rte. 291 outer road in Independence.	\$4,572	\$4,729	\$3,154
Jackson	35	4I2371	3/2013	Rehabilitate bridge over Charlotte Street in Kansas City.	\$1,804	\$1,811	\$1,633
Jackson	35	4I3014	3/2013	Bridge asphalt overlays on various routes in downtown Kansas City.	\$1,114	\$1,165	\$1,477
Jackson	40	4P2387	10/2014	Intersection improvements at Lee's Summit Road.	\$1,766	\$2,586	\$2,974
Jackson	435	4I2383	6/2015	Bridge rehabilitation at Stadium Drive in Kansas City.	\$2,917	\$2,709	\$2,588
Jackson	435	4I3001	6/2013	Construction of a separated trail crossing at Bannister Road in the city of Kansas City.	\$1,372	\$1,136	\$2,378

*Includes preliminary engineering, right of way, construction, and construction engineering.

10/20/2016

MoDOT

Page 17 of 75

Construction Work in Progress in SFY 2016 RSMo 21.795.2(4)

(Dollars are in Thousands)

County	Route	Job No.	Award Date	Description of Improvement / Location	Estimate *	Project Cost at Award *	Cost through SFY 2016
Jackson	435	4I3022B	9/2015	Bridge improvements at Front Street, Rte. 24 and Rte. 78.	\$4,007	\$3,701	\$2,267
Jackson	435	4I3028B	9/2015	Bridge improvements from Front Street to Rte. 24.	\$1,179	\$602	\$216
Jackson	435	4I3038C	9/2015	Pavement improvements from Missouri River bridge to Rte. 24.	\$2,058	\$1,893	\$65
Jackson	50	4P2233	4/2015	New interchange, including auxiliary lanes and outer road improvements at Blackwell Parkway in Lee's Summit.	\$19,563	\$18,476	\$9,464
Jackson	50	4P3079B	2/2016	Intersection and pavement improvements at Rte. F, Hutt Road and Lover's Lane in Lone Jack.	\$662	\$684	\$274
Jackson	670	4I2023	4/2014	Bridge improvements at Charlotte Street bridge in downtown Kansas City.	\$3,632	\$2,482	\$3,159
Jackson	70	4I1916	7/2013	Bridge and pavement improvements on I-70 between I-435 and 31st Street and bridge improvements on Rte. 40 over the Blue River and the Manchester Trafficway in Kansas City.	\$67,860	\$70,579	\$65,968
Jackson	70	4I3012	3/2013	Preventive maintenance and repair on various bridges in the urban Kansas City District.	\$2,277	\$2,359	\$2,579

*Includes preliminary engineering, right of way, construction, and construction engineering.

10/20/2016

MoDOT

Page 18 of 75

Construction Work in Progress in SFY 2016 RSMo 21.795.2(4)

(Dollars are in Thousands)

County	Route	Job No.	Award Date	Description of Improvement / Location	Estimate *	Project Cost at Award *	Cost through SFY 2016
Jackson	70	4P2191	3/2014	Bridge improvements on various bridges on I-70, I-470, I-670, Rte. 291, Rte. 50, Rte. 71, and Rte. 7 in Jackson County.	\$5,644	\$5,573	\$6,040
Jackson	70	4P2191B	3/2014	Preventive maintenance and repair on various bridges on I-70, I-470, Rte. F/Z and Rte. 7 in Jackson and Cass Counties.	\$2,391	\$2,585	\$2,728
Jackson	AA	4S2029B	12/2014	Roadway, sidewalk and ADA improvements from Walnut Street to Eagles Parkway in Grain Valley.	\$3,133	\$4,517	\$3,727
Jackson	Blue Ridge Blvd.	4S3055	3/2014	Sidewalk improvements at I-49 within Grandview.	\$398	\$687	\$705
Jackson	Lees Summit Rd.	4P2387B	10/2014	Corridor improvements, including roadway widening, signals, lighting and sidewalks, from south of Rte. 40 to south of Anderson Drive.	\$11,118	\$11,288	\$9,156
Jackson	Main St.	4P3004	6/2016	Bridge replacement at Main Street over I-49 in Grandview.	\$3,702	\$3,656	\$311
Jackson	OR 50 E	4P3046	5/2015	Improvements to the outer road from Blackwell Road to Rte. 7 on the north side and from Smart Road to Rte. 7 on the south side in Lee's Summit.	\$7,589	\$7,816	\$2,033
Jackson	Stadium Dr.	4S3068	6/2015	Bridge improvements over I-70 in Kansas City.	\$2,482	\$2,363	\$2,148

*Includes preliminary engineering, right of way, construction, and construction engineering.

Construction Work in Progress in SFY 2016 RSMo 21.795.2(4)

(Dollars are in Thousands)

County	Route	Job No.	Award Date	Description of Improvement / Location	Estimate *	Project Cost at Award *	Cost through SFY 2016
Jackson	W	4P3081D	2/2016	Pavement and sidewalk improvements from I-435 to the Kansas State line.	\$4,249	\$4,020	\$404
Johnson	23	3P3037B	4/2016	Bridge improvements at Blackwater River.	\$1,636	\$1,503	\$212
Johnson	DD	3S3048	9/2015	Drainage improvements, including culvert replacement, west of Shawnee Campground Road.	\$356	\$336	\$12
Johnson	F	3S3031	2/2016	Bridge improvements at Post Oak Creek.	\$326	\$358	\$353
Lafayette	13	3P3035	11/2014	Pavement improvements from I-70 to Bus. 13 north of Warrensburg.	\$1,761	\$1,721	\$1,554
Lafayette	131	3S3040	4/2015	Corridor improvements, including roadway widening and sidewalk improvements, from Rte. 40 to Kelly Street in Odessa.	\$1,537	\$2,244	\$2,340
Lafayette	23	3S3025	11/2014	Sidewalk improvements from 5th Street to 8th Street in Concordia.	\$431	\$791	\$876
Lafayette	23	3S3034	11/2014	Pavement improvements and sidewalk repair from I-70 to 15th Street in Concordia.	\$617	\$588	\$593

*Includes preliminary engineering, right of way, construction, and construction engineering.

10/20/2016

MoDOT

Page 20 of 75

Construction Work in Progress in SFY 2016 RSMo 21.795.2(4)

(Dollars are in Thousands)

County	Route	Job No.	Award Date	Description of Improvement / Location	Estimate *	Project Cost at Award *	Cost through SFY 2016
Lafayette	70	0I3001F	6/2015	Job Order Contracting for pavement repair in Lafayette and Saline Counties.	\$278	\$275	\$14
Lafayette	70	4I2001	11/2015	Pavement improvements from Rte. 13 in Higginsville to east of Rte. Y near Emma.	\$4,971	\$4,615	\$4,175
Pettis	65	3P3037C	9/2015	Pavement improvements on Rte. 65 from Rte. 765 north junction to Rte. B, on Rte. 50 from Rte. MM to Rte. 65, on Rte. 765 from Rte. 65 to south Prospect Avenue.	\$4,251	\$3,601	\$3,269
Pettis	M	3P3026	4/2015	Shoulder improvements from Rte. 50 to Rte. V.	\$1,303	\$1,111	\$1,106
Pettis	M	3S3045	4/2015	Pavement improvements from Rte. 50 near Sedalia to Rte. 135 in Morgan County.	\$1,676	\$1,186	\$1,099
Pettis	T	3S3043	6/2014	Pavement improvements from Rte. D to Rte. 50.	\$884	\$855	\$618
Platte	29	4I2374	2/2014	Rehabilitate bridges at various locations on I-29 and I-635 in Platte County.	\$6,225	\$9,296	\$9,516
Platte	29	4I3037	11/2015	Pavement improvements from Rte. 273 north of Platte City to I-435 in Kansas City.	\$5,010	\$4,412	\$701

*Includes preliminary engineering, right of way, construction, and construction engineering.

10/20/2016

MoDOT

Page 21 of 75

Construction Work in Progress in SFY 2016 RSMo 21.795.2(4)

(Dollars are in Thousands)

County	Route	Job No.	Award Date	Description of Improvement / Location	Estimate *	Project Cost at Award *	Cost through SFY 2016
Platte	435	4I2356	11/2013	Pavement improvements from the Kansas State line to I-29.	\$7,715	\$6,644	\$6,228
Platte	635	4I2353	2/2014	Pavement improvements from the Kansas State line to I-29.	\$1,385	\$2,974	\$3,027
Platte	635	4I3020C	2/2014	Erosion repairs from Rte. 69 to Rte. 9.	\$145	\$158	\$145
Platte	635	4I3143	6/2016	Drainage improvements on I-635 and Horizons Parkway in Platte County and on I-435 and 63rd Street in Jackson County.	\$423	\$349	\$0
Platte	69	4P2279	7/2014	Bridge improvements over the Missouri River. Project involves the Platte Purchase Bridge A0450 and the Fairfax Bridge K0456.	\$76,969	\$81,620	\$62,269
Platte	92	4P3095I	4/2016	Intersection improvements including pedestrian facilities, signal improvements, reconstruction and reduction of the curve super elevation of the roadway north of Kentucky Avenue to just east of Prairie View Road in Platte City.	\$1,276	\$1,757	\$370
Ray	210	4P2284	11/2014	Pavement improvements from 1.9 miles west of Rte. O to Rte. 10 west of Richmond.	\$1,537	\$1,361	\$212
Saline	127	3S3039	6/2014	Pavement improvements on Rte. 127 from I-70 to Rte. 52, Rte. B from Rte. 127 to Rte. 65, and Rte. O from Rte. 50 to Rte. HH in Pettis County. Includes sidewalks along Rte. 127 in Green Ridge, La Monte, and parts of Sweet Springs.	\$4,578	\$4,121	\$4,062

*Includes preliminary engineering, right of way, construction, and construction engineering.

Construction Work in Progress in SFY 2016 RSMo 21.795.2(4)

(Dollars are in Thousands)

County	Route	Job No.	Award Date	Description of Improvement / Location	Estimate *	Project Cost at Award *	Cost through SFY 2016
Saline	70	3I3003	3/2015	Pavement and bridge improvements from 500' west of Blackwater River bridges to the Cooper County line.	\$11,423	\$10,111	\$9,707
Saline	YY	3S3003	4/2016	Bridge improvements on Rte. YY over Crooked Creek and the west fork of Finney Creek, Rte. O over Thrailkill Creek and Rte. AA over Flat Creek.	\$2,207	\$2,280	\$478
Various	Various	0I3002F	6/2016	Job Order Contracting for asphalt repair at various interstate locations in the urban Kansas City District.	\$1,080	\$1,101	\$1
Various	Various	0I3002G	12/2015	Job Order Contracting for concrete repair at various interstate locations in the urban Kansas City District.	\$1,080	\$1,102	\$557
Various	Various	2I2166F	6/2014	Job Order Contracting for asphalt repair at various interstate locations in the urban Kansas City District.	\$1,080	\$1,100	\$612
Various	Various	4I2366	6/2016	Job Order Contracting for guard cable and guardrail repair at various locations in the urban Kansas City District.	\$2,468	\$2,441	\$2
Various	Various	4I2367	6/2016	Job Order Contracting for guard cable and guardrail repair at various locations in the rural Kansas City District.	\$351	\$339	\$1
Various	Various	4I3017	3/2014	Job Order Contracting for repairs on various bridges in the urban Kansas City District.	\$2,153	\$2,338	\$1,201

*Includes preliminary engineering, right of way, construction, and construction engineering.

10/20/2016

MoDOT

Page 23 of 75

Construction Work in Progress in SFY 2016 RSMo 21.795.2(4)

(Dollars are in Thousands)

County	Route	Job No.	Award Date	Description of Improvement / Location	Estimate *	Project Cost at Award *	Cost through SFY 2016
Various	Various	4I3021	4/2015	Preventive maintenance and repair at various bridges locations in the urban Kansas City District.	\$2,173	\$3,490	\$3,516
Various	Various	4I3028	2/2015	Bridge improvements at various locations in the urban Kansas City District.	\$9,813	\$9,296	\$6,990
Various	Various	4I3056	4/2016	Job Order Contracting for fence repair at various primary route locations in the urban Kansas City District.	\$271	\$275	\$1
Various	Various	4P2311	6/2015	Job Order Contracting for guard cable and guardrail repair at various locations in the urban Kansas City District.	\$1,997	\$2,003	\$3,275
Various	Various	4P2312	6/2015	Job Order Contracting for guard cable and guardrail repair at various locations in the rural Kansas City District.	\$327	\$322	\$585
Various	Various	4P2363	6/2014	Job Order Contracting for pavement repair on major routes at various locations in the urban Kansas City District.	\$395	\$377	\$873
Various	Various	4P3057	4/2016	Job Order Contracting for bridge repairs at various primary route locations in the urban Kansas City District.	\$1,620	\$1,659	\$9
Various	Various	4P3058	6/2016	Job Order Contracting for asphalt pavement repair at various primary route locations in the urban Kansas City District.	\$540	\$551	\$1

*Includes preliminary engineering, right of way, construction, and construction engineering.

10/20/2016

MoDOT

Page 24 of 75

Construction Work in Progress in SFY 2016 RSMo 21.795.2(4)

(Dollars are in Thousands)

County	Route	Job No.	Award Date	Description of Improvement / Location	Estimate *	Project Cost at Award *	Cost through SFY 2016
Various	Various	4P3059	6/2016	Job Order Contracting for concrete pavement repair at various primary route locations in the urban Kansas City District.	\$540	\$550	\$0
Various	Various	4P3095J	6/2015	Various pavement marking improvements at various primary route locations in the urban Kansas City District.	\$229	\$251	\$208
Various	Various	4P3095K	6/2015	Job Order Contracting for structural sign repair at various locations in the urban Kansas City District.	\$278	\$275	\$65
Various	Various	4P3141	5/2016	Job Order Contract for lighting repair at various locations in the urban Kansas City District.	\$232	\$220	\$0
Various	Various	4Q2306B	6/2015	ITS improvements along various interstate routes in the Kansas City District.	\$731	\$729	\$534
Boone	163	5S2230	2/2014	Pavement improvements from I-70 to Rte. 740 in Columbia.	\$924	\$850	\$1,050
Boone	163	5S3011	2/2014	Pavement improvements from Rte. 740 to Rte. K.	\$1,675	\$1,463	\$1,774
Boone	63	5P3008	12/2013	Pavement improvements from Rte. 54 to near Rte. WW in Columbia.	\$10,608	\$6,886	\$7,094

*Includes preliminary engineering, right of way, construction, and construction engineering.

10/20/2016

MoDOT

Page 25 of 75

Construction Work in Progress in SFY 2016 RSMo 21.795.2(4)

(Dollars are in Thousands)

County	Route	Job No.	Award Date	Description of Improvement / Location	Estimate *	Project Cost at Award *	Cost through SFY 2016
Boone	63	5P3010B	2/2016	Pavement improvements from Rte. WW to Rte. 763. Project includes portions of Rtes. AC, WW, 63 Connector, PP and 763.	\$5,856	\$4,449	\$216
Boone	63	5P3031B	12/2013	Safety improvements from Rte. Y to south of Peterson Lane at Ashland.	\$1,979	\$2,644	\$2,836
Boone	63	5P3067	10/2013	Pavement repair from Rte. WW to Rte. 763 in Columbia. Includes Rte. 63 Connector and a portion of Rte. PP.	\$388	\$355	\$699
Boone	63	5S3089	2/2016	Bridge improvements over Gans Creek.	\$838	\$691	\$131
Boone	63	5S3090	2/2016	Bridge improvements over Bonne Femme Creek.	\$848	\$549	\$512
Boone	70	5I2172	6/2015	Bridge improvements over Business Loop 70, Garth Avenue and Rte. 763 in Columbia.	\$20,464	\$19,638	\$13,521
Boone	70	5I2176	9/2015	Pavement improvements on eastbound and westbound lanes from the Lake of the Woods interchange in Columbia to the bridge over Cedar Creek.	\$2,542	\$2,232	\$248
Boone	740	5S0842	2/2013	Construct additional lanes to reduce congestion and improve safety from Bernadette Drive to Rte. TT (Broadway) in Columbia.	\$6,142	\$6,633	\$7,784

*Includes preliminary engineering, right of way, construction, and construction engineering.

10/20/2016

MoDOT

Page 26 of 75

Construction Work in Progress in SFY 2016 RSMo 21.795.2(4)

(Dollars are in Thousands)

County	Route	Job No.	Award Date	Description of Improvement / Location	Estimate *	Project Cost at Award *	Cost through SFY 2016
Boone	740	5S0842B	2/2013	Construct additional lanes to reduce congestion and improve safety from I-70 Drive NE to Bernadette Drive. Includes the I-70 interchange ramps.	\$4,177	\$5,123	\$5,133
Boone	740	5S0842C	2/2013	Construct additional lanes and acquire R/W to reduce congestion and improve safety from I-70 Drive to Worley. Includes construction on Bernadette and Fairview on local system.	\$6,211	\$4,192	\$4,237
Boone	E	5S2182B	12/2015	Bridge painting from 0.1 mile north of Perche Creek to 0.5 mile north of the Columbia city limits.	\$298	\$211	\$6
Boone	F	5L1500G	5/2015	Pavement improvements from Rte. 63 to Rte. 124 at Harrisburg.	\$744	\$785	\$817
Boone	PP	5S3077	5/2015	Pavement improvements from the end of state maintenance to south of Hanover Boulevard in Columbia.	\$260	\$309	\$301
Boone	WW	5L1400C	11/2013	Pavement and shoulder improvements on Rtes. WW, J, and F from Columbia to Fulton.	\$3,089	\$3,229	\$3,076
Callaway	54	5P2189	12/2015	Bridge maintenance in the westbound lanes over the Missouri River in Jefferson City.	\$9,486	\$7,873	\$3,250
Callaway	54	5P3011	11/2015	Pavement improvements on the eastbound lanes near Kingdom City from Bus. 54 north junction to east of County Road 147.	\$1,844	\$1,367	\$160

*Includes preliminary engineering, right of way, construction, and construction engineering.

Construction Work in Progress in SFY 2016 RSMo 21.795.2(4)

(Dollars are in Thousands)

County	Route	Job No.	Award Date	Description of Improvement / Location	Estimate *	Project Cost at Award *	Cost through SFY 2016
Callaway	54	5P3012	11/2015	Pavement improvements on the westbound lanes near Kingdom City from west of County Road 147 to north of Bus. 54.	\$2,642	\$2,723	\$170
Callaway	54	5P3074B	11/2015	Pavement improvements in the eastbound and westbound lanes from near Rte. 94 at Jefferson City to Bus. 54 north junction at Fulton.	\$10,726	\$4,737	\$123
Callaway	70	5I3001B	9/2015	Pavement improvements on the eastbound and westbound lanes from east of Rte. 54 to Montgomery County.	\$5,161	\$4,591	\$370
Callaway	94	5S3049	12/2015	Pavement and shoulder improvements from east of Rte. 54 in Callaway County to 0.2 mile east of Bluffton Road in Montgomery County.	\$5,259	\$4,572	\$564
Callaway	MM	5S3061	11/2013	Pavement improvements from end of state maintenance to Rte. J.	\$226	\$550	\$529
Callaway	NN	5S3062	11/2013	Pavement improvements from Rte. 54 at Fulton to end of state maintenance.	\$309	\$479	\$444
Camden	5	5P2187	11/2014	Capacity improvements from Lake Road 5-36 to Jet Ski Road, 0.3 mile north of the Hurricane Deck School.	\$1,419	\$1,864	\$2,011
Camden	54	5P3010D	2/2016	Pavement improvements on the eastbound and westbound lanes from Bus. 5 in Camdenton to east of Rte. Y.	\$3,429	\$2,902	\$244

*Includes preliminary engineering, right of way, construction, and construction engineering.

Construction Work in Progress in SFY 2016 RSMo 21.795.2(4)

(Dollars are in Thousands)

County	Route	Job No.	Award Date	Description of Improvement / Location	Estimate *	Project Cost at Award *	Cost through SFY 2016
Camden	A	5S2200B	12/2015	Bridge painting at Boer Creek, 3.5 miles west of Richland.	\$57	\$61	\$2
Cole	179	5L3075B	5/2015	Pavement improvements from Rte. Z to 0.2 mile north of West Main Street in Jefferson City. Project includes Rte. T from Rte. 179 to north of Rte. 50.	\$235	\$225	\$92
Cole	50	5P0820D	10/2014	Interchange at Lafayette Street and capacity improvements from Monroe St. to Clark Ave. and improve Lafayette St. between Miller & McCarty St.	\$24,384	\$24,238	\$20,582
Cole	50	5P3007	12/2015	Pavement improvements on the eastbound and westbound lanes from east of Truman Boulevard to west of Dix Road in Jefferson City.	\$1,229	\$1,161	\$737
Cole	50	5P3014	12/2015	Pavement improvements from west of Dix Road to east of Clark Avenue in Jefferson City.	\$1,457	\$1,619	\$99
Cole	50	5S3005	12/2015	Pavement improvements from Stoneridge Parkway to near Rte. 50 in Jefferson City.	\$932	\$1,112	\$983
Cole	50	5S3005B	6/2016	ADA improvements from Stoneridge Parkway to near Rte. 50 in Jefferson City.	\$1,095	\$1,416	\$382
Cole	Clark Ave.	5P3015B	10/2014	Bridge improvements at Clark Avenue over Rte. 50 in Jefferson City.	\$693	\$732	\$37

*Includes preliminary engineering, right of way, construction, and construction engineering.

10/20/2016

MoDOT

Page 29 of 75

Construction Work in Progress in SFY 2016
RSMo 21.795.2(4)

(Dollars are in Thousands)

County	Route	Job No.	Award Date	Description of Improvement / Location	Estimate *	Project Cost at Award *	Cost through SFY 2016
Cooper	179	5S3007E	4/2015	Pavement improvements from Rte. 98 in Cooper County to Rte. 87 in Moniteau County.	\$1,180	\$1,273	\$1,133
Cooper	40	5L1600E	4/2016	Pavement improvements in Cooper County from Rte. 87 south intersection to I-70, and in Howard County, from Rte. 5 north intersection to Missouri River Bridge at Booneville.	\$930	\$1,179	\$28
Cooper	5	5P3074D	6/2015	Pavement improvements at the I-70 interchange at Booneville.	\$766	\$1,046	\$1,136
Cooper	70	0I3001G	4/2015	Job Order Contracting for pavement repair in Cooper, Boone and Callaway Counties.	\$273	\$275	\$541
Cooper	70	5I3026	2/2016	Pavement improvements on the westbound lanes from east of Rte. 87 to east of Rte. B in Booneville.	\$937	\$1,003	\$741
Cooper	70	5I3132	4/2016	Bridge improvements on the eastbound and westbound lanes over the Lamine River.	\$2,769	\$2,853	\$561
Cooper	A	5S2201	11/2015	Bridge improvements over Long Branch, 0.4 mile north of Rte. BB, in Otterville.	\$756	\$621	\$322
Cooper	AA	5S2224	11/2015	Bridge improvements over Smiley Creek 4 miles north of Tipton.	\$916	\$784	\$818

*Includes preliminary engineering, right of way, construction, and construction engineering.

Construction Work in Progress in SFY 2016 RSMo 21.795.2(4)

(Dollars are in Thousands)

County	Route	Job No.	Award Date	Description of Improvement / Location	Estimate *	Project Cost at Award *	Cost through SFY 2016
Cooper	Various	5S3008C	4/2016	ADA improvements on various primary routes in Howard and Cooper Counties.	\$258	\$313	\$82
Cooper	Z	5S3052	3/2016	Bridge improvements over Heaths Creek, 1.9 miles south of I-70.	\$544	\$374	\$316
Crawford	44	5L1600B	11/2015	Pavement improvements on the eastbound lane from 3.5 miles east of the Phelps/Crawford County line to 0.5 mile west of Rte. H.	\$734	\$401	\$65
Crawford	44	9I2229	12/2015	Pavement improvements on eastbound lanes from east of Rte. C in Bourbon to Franklin County line in Sullivan.	\$1,357	\$1,223	\$572
Crawford	C	5S3007C	5/2015	Pavement improvements from Rte. 19 to Old Rte. 66 at Bourbon. Includes Rte. CC in Crawford County and Rte. A in Washington County.	\$1,827	\$2,118	\$1,987
Dent	19	5L1400B	11/2013	Pavement and shoulder improvements from Salem to Rte. KK in Shannon County.	\$2,703	\$2,794	\$2,679
Dent	19	5S3008B	9/2015	ADA improvements in Salem from north of 11th Street to south of 10th Street.	\$125	\$192	\$92
Dent	B	5S3063	11/2013	Pavement improvements from Rte. 19 to Rte. 72.	\$467	\$657	\$586

*Includes preliminary engineering, right of way, construction, and construction engineering.

10/20/2016

MoDOT

Page 31 of 75

Construction Work in Progress in SFY 2016 RSMo 21.795.2(4)

(Dollars are in Thousands)

County	Route	Job No.	Award Date	Description of Improvement / Location	Estimate *	Project Cost at Award *	Cost through SFY 2016
Dent	HH	5L1400D	11/2013	Pavement improvements from Rte. 32 to County Road 6190.	\$171	\$173	\$176
Dent	J	9S2248	2/2014	Pavement improvements from Rte. 32 north to Rte. 32 south.	\$788	\$854	\$1,164
Gasconade	19	5L1600D	5/2016	Pavement, shoulder and signal improvements from Rte. 28 (Lincoln Avenue) in Owensville to Rte. CC in Crawford County. Includes improvements on Rte. 28 from near First Street to near Krausetown Road in Owensville.	\$2,137	\$1,856	\$66
Gasconade	A	5S3048	12/2015	Bridge improvements over Crider Creek, 1.6 miles south of Rte. Y.	\$913	\$910	\$237
Gasconade	E	5S3035	12/2014	Pavement improvements from Rte. 19 to Rte. H.	\$346	\$376	\$331
Howard	A	2S2206B	12/2015	Bridge painting over Moniteau Creek 0.1 mile north of Rte. CC near Fayette.	\$84	\$65	\$3
Laclede	44	0I3001O	5/2015	Job Order Contracting for pavement repair in Laclede, Pulaski, Phelps and Crawford Counties.	\$546	\$553	\$744
Laclede	44	0I3002R	4/2016	Job Order Contracting for concrete pavement repair in Laclede, Pulaski, Phelps and Crawford Counties.	\$166	\$165	\$0

*Includes preliminary engineering, right of way, construction, and construction engineering.

10/20/2016

MoDOT

Page 32 of 75

Construction Work in Progress in SFY 2016
RSMo 21.795.2(4)

(Dollars are in Thousands)

County	Route	Job No.	Award Date	Description of Improvement / Location	Estimate *	Project Cost at Award *	Cost through SFY 2016
Laclede	44	5I3004	11/2015	Pavement improvements in the eastbound and westbound lanes from 0.6 mile west of Rte. F to 0.6 mile west of Rte. 133.	\$755	\$831	\$52
Maries	28	5L1600C	2/2016	Pavement improvements from Rte. 63 in Maries County to 0.2 mile west of Rte. 50 in Gasconade County.	\$689	\$717	\$18
Maries	68	5L1500E	11/2014	Pavement and shoulder improvements from Rte. 63 to St. James.	\$2,058	\$2,065	\$1,929
Miller	42	5S3009C	10/2014	Pavement improvements from Osage Beach to Rte. 133 in Maries County. Includes Rte. 134 in Miller County from Rte. 42 to Camden County.	\$751	\$785	\$826
Miller	54	5L3075D	3/2016	Bridge improvements on the eastbound lanes over Little Gravois Creek.	\$677	\$989	\$904
Miller	54	5P3131	3/2016	Pavement improvements on the eastbound and westbound lanes from Rte. 242 to the Cole County line. Includes left and right turn lanes at Rte. V intersection.	\$7,263	\$6,204	\$89
Miller	87	5S3003	4/2016	Bridge improvements over Moreau Creek.	\$625	\$515	\$63
Miller	P	5S3007B	4/2015	Pavement improvements from Rte. 87 to east of Shaw Road in Olean.	\$82	\$92	\$93

*Includes preliminary engineering, right of way, construction, and construction engineering.

Construction Work in Progress in SFY 2016 RSMo 21.795.2(4)

(Dollars are in Thousands)

County	Route	Job No.	Award Date	Description of Improvement / Location	Estimate *	Project Cost at Award *	Cost through SFY 2016
Moniteau	179	5S3050	3/2016	Bridge improvements over Splice Creek, 2.5 miles north of Rte. 87.	\$488	\$435	\$105
Moniteau	87	5S3088	4/2015	Pavement and shoulder improvements from Rte. 50 to Rte. 54.	\$2,872	\$3,174	\$3,127
Morgan	135	5S3007F	11/2014	Pavement and shoulder improvements from Rte. 52 to Rte. 5.	\$3,095	\$3,243	\$2,906
Morgan	52	5S3008D	2/2016	ADA improvements in Morgan, Moniteau and Miller Counties.	\$395	\$560	\$442
Morgan	AA	5S3030	6/2016	Bridge improvements over Indian Creek, 1 mile south of Barnett.	\$421	\$674	\$188
Morgan	M	5S0861	4/2016	Bridge improvements over Haw Creek, 0.4 mile east of the Pettis/Morgan County line.	\$497	\$399	\$63
Osage	50	5P0951B	9/2012	Grading, bridges, paving and right of way acquisition for four-lane roadway from Rte. 63 junction to County Road 604 west of Linn.	\$40,984	\$34,551	\$35,902
Osage	50	5P3005	9/2015	Pavement improvements in Linn from 0.2 mile east of Rte. 100 to 0.3 mile east of Rte. 89.	\$905	\$740	\$305

*Includes preliminary engineering, right of way, construction, and construction engineering.

Construction Work in Progress in SFY 2016 RSMo 21.795.2(4)

(Dollars are in Thousands)

County	Route	Job No.	Award Date	Description of Improvement / Location	Estimate *	Project Cost at Award *	Cost through SFY 2016
Osage	50	5P3074C	9/2015	Pavement improvements from east of Rte. 89 in Linn to Franklin County line. Includes part of Rte. 28 near Rosebud.	\$6,614	\$5,336	\$2,929
Osage	Y	5S3001	5/2015	Bridge improvements over Third Creek 4 miles north of Belle.	\$286	\$409	\$425
Osage	Y	5S3001B	12/2015	Bridge painting over Third Creek 4 miles north of Belle.	\$57	\$60	\$0
Phelps	44	5I3134	5/2016	Slide repairs on the eastbound lanes near the Vichy Road overpass at Rolla.	\$427	\$561	\$27
Phelps	44	9I0576	12/2015	Pavement improvements on the eastbound and westbound lanes from 1 mile east of Rte. D to 1.2 miles east of Rte. F in Crawford County.	\$11,726	\$7,114	\$209
Phelps	8	5P3009	11/2015	Pavement and shoulder improvements from west of Rte. 68 to west of Crawford County.	\$1,667	\$1,479	\$676
Phelps	8	9P2205D	11/2015	Pavement improvements near St. James from 0.2 mile west of Crawford County line to 1 mile east of Meramec River in Crawford County.	\$575	\$468	\$418
Phelps	8	9P2221	12/2014	Bridge replacement over Dry Fork Creek, approximately 0.7 mile north of Rte. 68.	\$2,457	\$2,740	\$2,905

*Includes preliminary engineering, right of way, construction, and construction engineering.

10/20/2016

MoDOT

Page 35 of 75

Construction Work in Progress in SFY 2016 RSMo 21.795.2(4)

(Dollars are in Thousands)

County	Route	Job No.	Award Date	Description of Improvement / Location	Estimate *	Project Cost at Award *	Cost through SFY 2016
Phelps	O	5S3072	12/2013	Preventative maintenance from Rte. 72 to Rte. C in Dent County. Includes Rtes. F and H in Crawford County, Rte. P in Dent County, Rte. C in Dent and Texas Counties, Rtes. C, K, M, P and V in Phelps County.	\$2,152	\$1,671	\$1,416
Pulaski	17	5L1600F	5/2016	Pavement improvements from south of Rte. T to I-44 at Waynesville.	\$595	\$643	\$7
Pulaski	17	5P3029	5/2016	Intersection and capacity improvements from west of Rte. H to west of Rte. T in Waynesville.	\$2,300	\$2,602	\$550
Various	Various	5B0800	7/2009	Design-Build Safe and Sound Project. Includes 554 bridge replacement projects around the state.	\$495,500	\$537,933	\$536,855
Various	Various	5P3003	4/2015	Job Order Contracting for guard cable and guardrail repair at various locations in the northern portion of the Central District.	\$550	\$566	\$703
Various	Various	5P3004	6/2016	Job Order Contracting for guard cable and guardrail repair on various routes in the southern portion of the Central District.	\$550	\$563	\$2
Various	Various	5P3032	4/2015	Chevron installation on curves at various locations in the Central District.	\$958	\$933	\$912
Various	Various	5P3101	6/2016	Job Order Contracting for guard cable and guardrail repair on various routes in the northern portion of the Central District.	\$546	\$552	\$2

*Includes preliminary engineering, right of way, construction, and construction engineering.

10/20/2016

MoDOT

Page 36 of 75

Construction Work in Progress in SFY 2016 RSMo 21.795.2(4)

(Dollars are in Thousands)

County	Route	Job No.	Award Date	Description of Improvement / Location	Estimate *	Project Cost at Award *	Cost through SFY 2016
Various	Various	9P2239	6/2014	Job Order Contracting for guard cable and guardrail repair in the southern portion of the Central District.	\$557	\$575	\$1,755
Washington	185	5S3046	3/2015	Pavement and shoulder improvements from Rte. AA to Rte. 8 at Potosi.	\$313	\$307	\$369
Washington	AA	5L1500F	5/2015	Pavement improvements from Rte. 8 to Rte. 185. Includes Rte. U from Rte. 8 to Rte. M.	\$1,051	\$839	\$810
Franklin	185	6S3020	12/2015	Pavement, shoulders and curve improvements from west of Vine Street in Sullivan to west of the Meramec River.	\$1,220	\$2,314	\$1,531
Franklin	47	6P2321	6/2016	Replace bridge over the Missouri River from Augusta Bottom road to Third Street in Washington.	\$57,290	\$73,495	\$4,438
Franklin	47	6P2321B	6/2016	Demolition of building at Washington bridge.	\$32	\$30	\$0
Franklin	47	6P2348	3/2015	Bridge improvements over Flat Creek.	\$4,032	\$3,650	\$3,746
Franklin	A	6S2194	2/2014	Pavement, shoulder and curve improvements from Rte. 100 to Rte. 47.	\$4,433	\$2,969	\$3,063

*Includes preliminary engineering, right of way, construction, and construction engineering.

10/20/2016

MoDOT

Page 37 of 75

Construction Work in Progress in SFY 2016 RSMo 21.795.2(4)

(Dollars are in Thousands)

County	Route	Job No.	Award Date	Description of Improvement / Location	Estimate *	Project Cost at Award *	Cost through SFY 2016
Franklin	AJ	6S2378	11/2015	Bridge improvements at St. John's Creek.	\$736	\$780	\$45
Franklin	BB	6S3010	2/2016	Pavement improvements from Rte. A to Rte. 50.	\$153	\$93	\$91
Franklin	YY	6S2320	11/2015	Bridge improvements over St. John's Creek and Whiskey Creek.	\$1,928	\$1,487	\$431
Franklin	YY	6S3010I	11/2015	Pavement improvements from Rte. A to Rte. 185.	\$1,383	\$1,430	\$29
Jefferson	21	6P3004	6/2016	Pavement improvements from Rte. B to Rte. H.	\$1,219	\$1,016	\$61
Jefferson	21	6P3102	3/2015	Bridge painting at Old Rte. 21/Shady Valley, West Four Ridge Road, and Old Rte. 21/Schenk Road.	\$331	\$323	\$303
Jefferson	55	6I1010J	2/2016	Capacity improvements to northbound I-55 from the northbound on-ramp at Rte. Z to 0.8 mile north of Rte. Z.	\$3,113	\$3,333	\$2,622
Jefferson	61	6S2093	10/2014	Bridge improvements over Glaize Creek south of Rte. M.	\$1,775	\$2,130	\$2,217

*Includes preliminary engineering, right of way, construction, and construction engineering.

10/20/2016

MoDOT

Page 38 of 75

Construction Work in Progress in SFY 2016
RSMo 21.795.2(4)

(Dollars are in Thousands)

County	Route	Job No.	Award Date	Description of Improvement / Location	Estimate *	Project Cost at Award *	Cost through SFY 2016
Jefferson	61	6S3050	3/2016	Pavement improvements from south of Church Road to St. Louis County line.	\$1,700	\$1,130	\$811
Jefferson	E	6S3139	6/2016	Pavement improvements on Rte. E from Rte. N to St. Francis County line, on Rte. V from Rte. E to Rte. JJ and on Rte. JJ from north of Rte. 67 to south of Rte. 67.	\$743	\$397	\$0
Jefferson	WW	6S3138	6/2016	Pavement improvements from Rte. Y to Rte. H.	\$370	\$255	\$0
Jefferson	Y	6S3010E	2/2015	Pavement, shoulders and curve improvements from Rte. 30 to Rte. 21.	\$4,090	\$4,311	\$3,832
St. Charles	364	6U1028	2/2013	Page Avenue extension from Mid Rivers Mall Drive to I-64 (Rte. 40/61).	\$123,506	\$124,286	\$125,020
St. Charles	64	6I2384	6/2015	Pavement improvements on the eastbound lanes from Rte. 94 to the Missouri River.	\$857	\$678	\$628
St. Charles	64	6P2275	4/2014	Pavement improvements (westbound lanes only) from east of Rte. DD to west of Rte. N.	\$546	\$582	\$579
St. Charles	70	6I2326	2/2016	Interchange improvements at Fairgrounds Rd. and at Fifth St., add lane under Rte. 94, and build north outer road in St Charles.	\$18,175	\$23,328	\$7,371

*Includes preliminary engineering, right of way, construction, and construction engineering.

Construction Work in Progress in SFY 2016 RSMo 21.795.2(4)

(Dollars are in Thousands)

County	Route	Job No.	Award Date	Description of Improvement / Location	Estimate *	Project Cost at Award *	Cost through SFY 2016
St. Charles	70	6I3041	2/2016	Pavement and drainage improvements from Warren County line to Wentzville Parkway.	\$2,864	\$2,158	\$470
St. Charles	70	6P3027	4/2016	Bridge rehabilitation at 10 locations in St. Charles County.	\$943	\$999	\$129
St. Charles	79	6P3129	6/2016	Pavement improvements from Lincoln County line to 0.5 miles north of Salt River Road.	\$146	\$139	\$3
St. Charles	94	3S2009K	2/2015	Shoulder and curve improvements from Rte. H/Rte. 94 intersection to Rte. H/J intersection.	\$2,457	\$2,447	\$2,298
St. Charles	94	6P2329	3/2015	Pavement, shoulder and curve improvements from Rte. 47 to Rte. D.	\$9,608	\$7,923	\$5,055
St. Charles	94	6P2330	3/2015	Raise grade and add shoulders from 0.7 mile west of Terry Road to Terry Road.	\$1,575	\$1,025	\$1,067
St. Charles	N	6S2101	6/2016	Construct left turn lane and shoulder additions from Eagle Hill Lane to Weiss Road for project STP-5410(622).	\$4,296	\$5,099	\$21
St. Charles	Various	6S3058	4/2015	Job Order Contracting for guardrail repair at various locations in St. Charles County.	\$328	\$322	\$240

*Includes preliminary engineering, right of way, construction, and construction engineering.

Construction Work in Progress in SFY 2016 RSMo 21.795.2(4)

(Dollars are in Thousands)

County	Route	Job No.	Award Date	Description of Improvement / Location	Estimate *	Project Cost at Award *	Cost through SFY 2016
St. Charles	W	6S3010D	12/2015	Pavement improvements from Rte. 61 to Rte. T.	\$714	\$805	\$730
St. Charles	Z	6S3047	6/2015	Intersection improvements at I-70 westbound ramps and north outer road.	\$1,342	\$1,091	\$1,155
St. Louis	100	6S2085	6/2014	Pavement improvements from Rte. 141 to Westglen Farms Drive.	\$9,454	\$11,522	\$10,831
St. Louis	100	6S2429	6/2014	Great Street improvements from Rte. 141 to Westglen Farms Drive.	\$5,975	\$6,619	\$6,584
St. Louis	109	6S2046B	6/2013	Intersection improvements at Pond Grover Loop.	\$647	\$530	\$658
St. Louis	109	6S2046C	6/2013	Widen from three to five lanes with bicycle and pedestrian facilities from Rte. 100 to Clayton Road.	\$5,473	\$4,630	\$5,448
St. Louis	115	6S2428	4/2014	Great Street improvements from Hanley Road to Rte. U.	\$13,833	\$12,350	\$13,672
St. Louis	141	6P3016	6/2014	Add eastbound and westbound dual left turn lanes at the I-64 intersection.	\$3,687	\$4,334	\$4,464

*Includes preliminary engineering, right of way, construction, and construction engineering.

Construction Work in Progress in SFY 2016 RSMo 21.795.2(4)

(Dollars are in Thousands)

County	Route	Job No.	Award Date	Description of Improvement / Location	Estimate *	Project Cost at Award *	Cost through SFY 2016
St. Louis	141	6P3061	12/2015	Pavement improvements from Riverport Drive north to Riverport Drive south.	\$1,860	\$1,045	\$271
St. Louis	141	6U0807C	6/2014	Add auxiliary lanes and turn lanes from Rte. 40/I-64 to St. Luke's Hospital Drive.	\$2,991	\$3,626	\$3,844
St. Louis	170	6I2382	6/2014	Pavement improvements from I-270 to Rte. D.	\$5,668	\$6,183	\$5,631
St. Louis	170	6I3014	4/2014	Pavement and bridge improvements from Rte. D to north of I-64.	\$4,081	\$4,257	\$4,288
St. Louis	180	6S3009	4/2015	Pedestrian improvements and ADA accommodations near Rte. 67.	\$178	\$280	\$305
St. Louis	21	6S3127	6/2016	Pavement improvements from Rte. 30 to Meramec River.	\$233	\$236	\$4
St. Louis	231	6S2431	2/2016	Pavement improvements from Franru Lane to north of I-255.	\$640	\$660	\$378
St. Louis	255	6I3128	6/2016	Pavement improvements from I-55 to Mississippi River.	\$262	\$235	\$3

*Includes preliminary engineering, right of way, construction, and construction engineering.

10/20/2016

MoDOT

Page 42 of 75

Construction Work in Progress in SFY 2016 RSMo 21.795.2(4)

(Dollars are in Thousands)

County	Route	Job No.	Award Date	Description of Improvement / Location	Estimate *	Project Cost at Award *	Cost through SFY 2016
St. Louis	270	6I1896B	3/2015	Demolition of pedestrian bridge over I-270 at McCluer High School between Rte. N and Washington Street.	\$136	\$153	\$151
St. Louis	270	6I1896C	3/2015	Bridge rehabilitation at the Rte. N interchange.	\$1,889	\$1,840	\$1,807
St. Louis	270	6I2233B	3/2015	Bridge rehabilitation at the Rte. AC interchange.	\$1,608	\$1,709	\$1,821
St. Louis	270	6I3064	11/2015	Repair and clean out culvert at Bellefontaine Road interchange.	\$457	\$260	\$248
St. Louis	270	6I3065	11/2015	Bridge deck rehabilitation at Bellefontaine Road interchange.	\$1,337	\$981	\$769
St. Louis	270	6I3107	6/2015	Pavement improvements from Rte. D to I-255.	\$264	\$261	\$532
St. Louis	270	6I3108	6/2015	High friction surface treatment on westbound Rte. 364 to southbound I-270 ramp and eastbound Rte. 364 to northbound I-270 ramp.	\$181	\$154	\$145
St. Louis	30	6Q3076	9/2014	Installation of Intelligent Transportation Systems devices between I-270 and Rte. B/NN.	\$1,022	\$818	\$848

*Includes preliminary engineering, right of way, construction, and construction engineering.

10/20/2016

MoDOT

Page 43 of 75

Construction Work in Progress in SFY 2016 RSMo 21.795.2(4)

(Dollars are in Thousands)

County	Route	Job No.	Award Date	Description of Improvement / Location	Estimate *	Project Cost at Award *	Cost through SFY 2016
St. Louis	30	6S1870	3/2016	Pavement improvements from St. Louis City limits to the Jefferson County line.	\$5,484	\$5,307	\$231
St. Louis	340	6S1872	4/2015	Pavement improvements from Ballas Road to Rte. 67 (Lindbergh Boulevard).	\$4,541	\$3,854	\$736
St. Louis	340	6S1872B	4/2015	Add raised medians, lighting and landscaping between New Ballas Rd. and Craig Rd.	\$410	\$550	\$91
St. Louis	340	6S3059	4/2016	Signal, lighting and ADA facilities improvements at Fee Fee Road.	\$580	\$291	\$68
St. Louis	364	6P3002	4/2015	Bridge improvements at the Creve Coeur Lake.	\$2,467	\$1,894	\$1,899
St. Louis	44	6I1891	5/2015	Improvements on eastbound and westbound bridges over the Meramec River.	\$3,017	\$2,269	\$2,373
St. Louis	44	6I2423	1/2016	Interchange improvements at I-44/Rte. 141, intersection improvements at Vance Rd./Rte. 141 and pavement improvements along Rte. 141 from north of Vance Rd. to south of I-44.	\$25,500	\$25,641	\$3,613
St. Louis	44	6I3034B	6/2015	Pavement and bridge improvements from Murdoch Avenue to Hampton Avenue.	\$17,977	\$11,389	\$4,748

*Includes preliminary engineering, right of way, construction, and construction engineering.

Construction Work in Progress in SFY 2016 RSMo 21.795.2(4)

(Dollars are in Thousands)

County	Route	Job No.	Award Date	Description of Improvement / Location	Estimate *	Project Cost at Award *	Cost through SFY 2016
St. Louis	44	6I3034D	4/2016	Pavement and bridge improvement from Murdoch to River Des Peres at BNSF railroad.	\$17,320	\$18,388	\$236
St. Louis	44	6P2313	4/2016	Pavement improvements on Antire Road near Eureka.	\$1,188	\$1,200	\$106
St. Louis	44	6P3130	6/2016	Pipe replacement and erosion control at various locations on Rte. 141 and I-44 in St. Louis County.	\$347	\$234	\$10
St. Louis	44	6Q2039	4/2014	ITS operation and expansion on I-44, add Dynamic Message Sign on I-70 near Rte. 370 and add uninterrupted power supplies to ITS communication nodes throughout the St. Louis District.	\$3,475	\$2,561	\$2,724
St. Louis	64	6I2381	9/2014	Pavement improvements from Rte. 340 to Ballas Road.	\$5,297	\$9,275	\$2,868
St. Louis	64	6I2434	9/2014	Capacity improvements from Rte. 340 to I-270.	\$27,561	\$26,676	\$22,010
St. Louis	64	6P1436	7/2012	Construct new Boone Bridge and improve capacity from Rte. 94 to Spirit of St. Louis Boulevard.	\$130,615	\$132,823	\$118,890
St. Louis	64	6Q3084	9/2014	Installation of dynamic message signs on I-64 between Rte. 340 and Mason and on I-44 between Jamison and Rte. 109.	\$934	\$706	\$984

*Includes preliminary engineering, right of way, construction, and construction engineering.

10/20/2016

MoDOT

Page 45 of 75

Construction Work in Progress in SFY 2016
RSMo 21.795.2(4)

(Dollars are in Thousands)

County	Route	Job No.	Award Date	Description of Improvement / Location	Estimate *	Project Cost at Award *	Cost through SFY 2016
St. Louis	67	6S3080	9/2014	Signal improvements from Quailways Drive to Litzinger Road.	\$624	\$574	\$555
St. Louis	70	6I2104	2/2016	Bridge improvements at the I-170 interchange, includes bridges on I-170 over Rte. 115.	\$6,753	\$7,690	\$178
St. Louis	70	6I2232	3/2015	Bridge improvements at the I-270 directional interchanges.	\$11,476	\$8,905	\$7,261
St. Louis	70	6I2383	3/2015	Pavement improvements from Fee Fee Road to east of I-170.	\$3,008	\$2,011	\$1,721
St. Louis	70	6I3115	9/2015	Replace damaged overhead sign truss on eastbound I-70 at Rte. 141.	\$243	\$127	\$122
St. Louis	D	6S3006	3/2016	Pavement improvements from west of Rte. 67 to I-170.	\$1,991	\$1,629	\$210
St. Louis	D	6S3008	5/2015	Capacity improvements to add eastbound and westbound auxiliary lane from Schuetz Road to Ball Drive.	\$3,100	\$3,450	\$2,267
St. Louis	Kress Road	6S2046D	6/2013	Pond-Grover Loop Road extension west of Rte. 109.	\$1,453	\$715	\$815

*Includes preliminary engineering, right of way, construction, and construction engineering.

Construction Work in Progress in SFY 2016 RSMo 21.795.2(4)

(Dollars are in Thousands)

County	Route	Job No.	Award Date	Description of Improvement / Location	Estimate *	Project Cost at Award *	Cost through SFY 2016
St. Louis City	100	6S1823	3/2015	Pavement and ADA facilities improvements from Spring Avenue east to I-55.	\$1,201	\$1,164	\$1,206
St. Louis City	30	6P2289	2/2016	Signal, lighting and ADA facilities improvements at Morganford Road and Kingshighway Boulevard.	\$1,200	\$737	\$329
St. Louis City	30	6P2290	2/2016	Signal, lighting and ADA facilities improvements at Arsenal Avenue and Chippewa Boulevard.	\$829	\$601	\$294
St. Louis City	30	6P2365	6/2016	Pavement improvements from St. Louis City limits to I-55.	\$6,480	\$4,185	\$125
St. Louis City	30	6P3078	4/2016	Replace signals and upgrade signal detection at various intersections from I-55 to Grand Boulevard.	\$2,069	\$1,571	\$229
St. Louis City	44	6I2332	6/2016	Bridge improvements at the 3rd Street Viaduct.	\$22,804	\$17,857	\$273
St. Louis City	44	6I2413	7/2013	Infrastructure improvements related to Jefferson National Expansion Memorial Park from Poplar St. Br. to Broadway and Memorial Dr. from Illinois ramps to Washington Ave.	\$23,157	\$16,942	\$17,276
St. Louis City	44	6I2413B	7/2013	Rebuild I-70 ramps with Washington Avenue and city street improvements from Washington Avenue to MLK Bridge.	\$13,995	\$16,122	\$16,224

*Includes preliminary engineering, right of way, construction, and construction engineering.

10/20/2016

MoDOT

Page 47 of 75

Construction Work in Progress in SFY 2016 RSMo 21.795.2(4)

(Dollars are in Thousands)

County	Route	Job No.	Award Date	Description of Improvement / Location	Estimate *	Project Cost at Award *	Cost through SFY 2016
St. Louis City	44	6I3030	5/2016	Bridge improvements at Grand Avenue over I-44.	\$10,185	\$6,080	\$471
St. Louis City	44	6I3031	12/2015	Bridge rehabilitation at the I-44/I-55 interchange.	\$4,855	\$2,887	\$2,138
St. Louis City	44	6I3034C	6/2015	Pavement and bridge improvements from Hampton Avenue to west of Kingshighway Boulevard.	\$3,474	\$4,236	\$474
St. Louis City	55	6I3017	2/2016	Pavement improvements from 4500 Broadway to Lindbergh Boulevard.	\$5,483	\$5,357	\$2,195
St. Louis City	D	6S2212	5/2015	Safety and signal improvements at 14th Street, Jefferson Street, Martin Luther King Drive and Pendleton.	\$1,508	\$1,138	\$1,141
St. Louis City	D	6S2213	5/2015	Signal, lighting and ADA facilities improvements at Hamilton Avenue, Goodfellow Boulevard and Whittier Street.	\$1,229	\$669	\$620
St. Louis City	D	6S3079	3/2015	Replace signals and upgrade signal detection at various intersections from Grand Boulevard to Kingshighway Boulevard.	\$2,337	\$1,388	\$1,425
Various	Various	0I3001I	3/2015	Job Order Contracting for concrete pavement repair at various interstate locations in the St. Louis District.	\$643	\$660	\$1,206

*Includes preliminary engineering, right of way, construction, and construction engineering.

Construction Work in Progress in SFY 2016 RSMo 21.795.2(4)

(Dollars are in Thousands)

County	Route	Job No.	Award Date	Description of Improvement / Location	Estimate *	Project Cost at Award *	Cost through SFY 2016
Various	Various	0I3001J	3/2015	Job Order Contracting for asphalt pavement repair at various interstate locations in Franklin and Jefferson Counties.	\$643	\$660	\$554
Various	Various	0I3001K	3/2015	Job Order Contracting for asphalt pavement repair at various interstate locations in St. Charles and St. Louis Counties and St. Louis City.	\$857	\$880	\$242
Various	Various	0I3002L	4/2016	Job Order Contracting for asphalt pavement repair at various interstate locations in Franklin and Jefferson Counties.	\$643	\$660	\$2
Various	Various	0I3002M	4/2016	Job Order Contracting for asphalt pavement repair at various interstate locations in St. Charles and St. Louis Counties and St. Louis City.	\$857	\$880	\$2
Various	Various	6I3003	6/2014	Job Order Contracting for guard cable repair on various routes and locations in the St. Louis District.	\$577	\$573	\$556
Various	Various	6I3004	6/2014	Job Order Contracting for fence repair on various routes and locations in the St. Louis District.	\$420	\$414	\$370
Various	Various	6P2354	3/2014	Job Order Contracting for bridge maintenance on various routes in the St. Louis District.	\$2,230	\$2,328	\$3,157
Various	Various	6P2421	4/2016	Job Order Contracting for asphalt pavement improvements (non-interstate) at various primary route locations in the St. Louis District.	\$1,344	\$1,375	\$579

*Includes preliminary engineering, right of way, construction, and construction engineering.

10/20/2016

MoDOT

Page 49 of 75

Construction Work in Progress in SFY 2016 RSMo 21.795.2(4)

(Dollars are in Thousands)

County	Route	Job No.	Award Date	Description of Improvement / Location	Estimate *	Project Cost at Award *	Cost through SFY 2016
Various	Various	6P3003	3/2015	Job Order Contracting for asphalt pavement improvements (non-interstate) at various locations in the St. Louis District.	\$1,345	\$1,375	\$1,254
Various	Various	6P3003B	3/2015	Job Order Contracting for concrete pavement improvements (non-interstate) at various locations in the St. Louis District.	\$810	\$825	\$811
Various	Various	6P3069	4/2014	Job Order Contracting for guardrail repair at various routes and various locations throughout St. Louis City and St. Louis County.	\$975	\$979	\$1,997
Various	Various	6P3094	6/2016	Job Order Contracting for guardrail repair at various locations in St. Louis City and St. Louis County.	\$1,024	\$1,028	\$0
Various	Various	6P3095	4/2016	Job Order Contracting for guard cable repair at various locations in the St. Louis District.	\$601	\$559	\$0
Various	Various	6P3096	4/2016	Job Order Contracting for fence repair at various locations in the St. Louis District.	\$437	\$436	\$0
Various	Various	6Q2344E	11/2015	ITS maintenance and operations at various locations.	\$1,041	\$1,131	\$408
Various	Various	6Q3001	8/2014	ITS improvements at various locations and various counties.	\$1,785	\$555	\$703

*Includes preliminary engineering, right of way, construction, and construction engineering.

10/20/2016

MoDOT

Page 50 of 75

Construction Work in Progress in SFY 2016 RSMo 21.795.2(4)

(Dollars are in Thousands)

County	Route	Job No.	Award Date	Description of Improvement / Location	Estimate *	Project Cost at Award *	Cost through SFY 2016
Various	Various	6Q3077	9/2014	ITS improvements at various locations and various counties.	\$3,868	\$1,621	\$2,129
Various	Various	6Q3088	6/2015	Upgrade central traffic signal control system at various signalized intersections throughout the St. Louis District.	\$3,445	\$2,532	\$2,402
Various	Various	6S3052	4/2015	Job Order Contracting for guardrail repair at various locations in Franklin and Jefferson Counties.	\$500	\$499	\$277
Barry	248	7S2210B	9/2015	Pavement and safety improvements from Rte. 76 to Rte. 39.	\$1,656	\$1,506	\$1,251
Barry	37	7P2193D	6/2016	ADA improvements from 5th Street to 17th Street in Cassville.	\$1,370	\$1,211	\$233
Barry	60	7P2220B	9/2015	Pavement improvements from Rte. 37 to Rte. 14.	\$3,643	\$3,336	\$2,884
Barry	76	8S2463	9/2015	Pavement and safety improvements from Bus. 37 to Rte. 112.	\$426	\$347	\$290
Barry	B	7S2210C	9/2015	Pavement and safety improvements from Rte. 97 to Rte. 37.	\$541	\$502	\$25

*Includes preliminary engineering, right of way, construction, and construction engineering.

10/20/2016

MoDOT

Page 51 of 75

Construction Work in Progress in SFY 2016 RSMo 21.795.2(4)

(Dollars are in Thousands)

County	Route	Job No.	Award Date	Description of Improvement / Location	Estimate *	Project Cost at Award *	Cost through SFY 2016
Bates	49	0I3002W	3/2016	Job Order Contracting for pavement repair from the Cass County line to Rte. 54 in Vernon County.	\$44	\$45	\$3
Bates	49	7P0797X	10/2014	West outer road improvements on various sections from Rte. 18 in Adrian to Rte. F in Passaic.	\$1,280	\$1,351	\$1,504
Bates	52	7P3077	12/2015	Pavement and safety improvements from Rte. BB west of Appleton City to 0.2 mile west of Rte. 13 near Deepwater.	\$2,989	\$2,433	\$13
Bates	52	7S3085B	12/2015	Chip seal pavement improvements on routes 52, Loop 49, A, and C in Bates, Benton, Henry, and Morgan counties.	\$1,207	\$1,205	\$18
Bates	H	7S3042	12/2014	Bridge improvements on Rte. H over Mound Branch and on Rte. B over Mission Branch.	\$1,846	\$1,726	\$1,454
Bates	V	7S3042C	10/2014	Bridge improvements on Rte. V over Walnut Creek and on Rte. H over Clear Creek.	\$1,022	\$1,094	\$827
Benton	65	7P3030	9/2015	Pavement improvements of the northbound lanes from 0.2 mile north of Mt. Olivet Road to 0.4 mile south of Rte. 52 west junction, and on the southbound lanes at 52 interchange.	\$314	\$369	\$391
Benton	65	7P3037	9/2015	Pavement improvements from Rte. AA in Benton County to Rte. 32 in Buffalo.	\$4,260	\$4,108	\$46

*Includes preliminary engineering, right of way, construction, and construction engineering.

Construction Work in Progress in SFY 2016 RSMo 21.795.2(4)

(Dollars are in Thousands)

County	Route	Job No.	Award Date	Description of Improvement / Location	Estimate *	Project Cost at Award *	Cost through SFY 2016
Benton	65	7P3040	12/2015	Pavement and safety improvements from Rte. 52 west junction to 0.7 mile north of Rte. 52 east junction.	\$2,630	\$2,550	\$2,328
Benton	65	8P2291	11/2015	Pavement improvements from 0.2 mile south of Rte. MM to Rte. AA.	\$1,298	\$1,252	\$20
Cedar	215	7P2224	5/2015	Bridge improvements over Stockton Lake (Sac River).	\$10,524	\$9,057	\$8,672
Christian	14	0P3011I	3/2016	ADA improvements at various locations from Ellen Street to Main Street in Nixa and from Church Street to Walnut Street in Ozark.	\$279	\$279	\$220
Christian	14	8P2219	12/2015	Intersection improvements at the Rte. 160 (Massey Boulevard) and Rte. 14 (Mount Vernon Street) intersections in Nixa.	\$3,433	\$2,562	\$288
Christian	14	8P2383	9/2015	High friction surface treatment on curves near Richwood Road.	\$83	\$74	\$77
Christian	65	7P3032	2/2015	Preventive maintenance on various bridges in the rural Southwest District.	\$4,046	\$1,414	\$982
Christian	65	8P2356	6/2015	Interchange improvements at Rtes. CC and J in Ozark.	\$8,368	\$7,916	\$6,713

*Includes preliminary engineering, right of way, construction, and construction engineering.

10/20/2016

MoDOT

Page 53 of 75

Construction Work in Progress in SFY 2016 RSMo 21.795.2(4)

(Dollars are in Thousands)

County	Route	Job No.	Award Date	Description of Improvement / Location	Estimate *	Project Cost at Award *	Cost through SFY 2016
Dade	H	7S3005	4/2016	Bridge improvements over Stockton Lake.	\$3,358	\$2,765	\$76
Dallas	65	7P3038	9/2015	Pavement improvements from north of Rte. 32 to south of Truman Road in Buffalo.	\$255	\$284	\$22
Dallas	65	7P3038B	3/2016	ADA improvements at various locations in Buffalo.	\$375	\$280	\$149
Greene	125	7S3041	2/2015	Railroad crossing grade separation 0.1 mile south of Rte. D.	\$2,943	\$3,159	\$3,258
Greene	13	8P3035	11/2015	Pavement improvements from Norton Road to Evergreen Street.	\$279	\$244	\$8
Greene	13	8P3039	5/2016	Bridge improvements over Radio Lane north of Springfield.	\$1,518	\$1,580	\$75
Greene	13	8P3042	6/2014	Pavement improvements on various sections of Kansas Expressway from I-44 to Mt. Vernon Street in Springfield.	\$1,999	\$2,355	\$2,437
Greene	160	8S0690B	2/2015	Intersection and outer road improvements at Campbell Avenue and Plainview Road intersection in Springfield.	\$2,469	\$1,277	\$1,488

*Includes preliminary engineering, right of way, construction, and construction engineering.

Construction Work in Progress in SFY 2016 RSMo 21.795.2(4)

(Dollars are in Thousands)

County	Route	Job No.	Award Date	Description of Improvement / Location	Estimate *	Project Cost at Award *	Cost through SFY 2016
Greene	413	8S3025	3/2015	ADA accommodations at various locations on Rte. 413 (Sunshine Street), Rte. 744 (Kearney Street), Rte. 13 (Kansas Expressway) and Loop 44 (Chestnut Expressway).	\$622	\$637	\$624
Greene	44	0I3002O	3/2016	Job Order Contracting for pavement repair in the Ozarks Transportation Organization area.	\$216	\$222	\$2
Greene	44	8I3000	11/2015	Pavement improvements from west of Rte. 266 (Chestnut Expressway) to east of Rte. 125.	\$8,427	\$5,655	\$829
Greene	44	8P3023	9/2015	Safety improvements on various sections of Glenstone Avenue from I-44 to Battlefield Road.	\$852	\$673	\$135
Greene	60	8P0683	6/2014	Roadway improvements from County Road 243 to east of Rogersville.	\$37,271	\$33,656	\$31,250
Greene	60	8P0683D	4/2015	Interchange improvements at Rtes. NN/J.	\$13,803	\$11,317	\$8,586
Greene	60	8P3031	11/2015	Pavement improvements from County Road 194 to 0.3 mile west of Illinois Street in Republic.	\$227	\$184	\$69
Greene	60	8P3049	6/2016	Pavement improvements from Rte. 13 (Kansas Expressway) to 0.7 mile west of Rte. 65 in Springfield.	\$352	\$546	\$11

*Includes preliminary engineering, right of way, construction, and construction engineering.

10/20/2016

MoDOT

Page 55 of 75

Construction Work in Progress in SFY 2016 RSMo 21.795.2(4)

(Dollars are in Thousands)

County	Route	Job No.	Award Date	Description of Improvement / Location	Estimate *	Project Cost at Award *	Cost through SFY 2016
Greene	65	7P2212C	9/2015	Pavement improvements from 0.6 mile north to 0.5 mile south of Rtes. 125/CC.	\$79	\$88	\$106
Greene	65	8P0605G	3/2016	Operational and roadway improvements from north of Rte. 60 (James River Freeway) to 0.7 mile south of Evans Road. Project involves bridge A3106.	\$14,718	\$12,532	\$1,388
Greene	65	8P2158	3/2016	Bridge improvements on northbound bridge over Lake Springfield 0.6 mile south of Rte. 60.	\$6,846	\$5,226	\$538
Greene	65	8P2196B	5/2016	Utility relocations and access improvements for railroad crossing grade separation at Chestnut Expressway and BNSF Railway 0.2 mile west of Rte. 65.	\$2,617	\$3,110	\$8
Greene	65	8P3046	9/2015	Pavement improvements at the Rte. D (Sunshine Street) interchange.	\$75	\$64	\$85
Greene	744	8S3019	3/2016	Intersection improvements at Rte. 744 (Kearney Street) and Packer Road and extend Packer Road 0.2 mile north from Kearney Street.	\$2,406	\$2,264	\$896
Henry	13	7P3010	9/2015	Pavement improvements from north of Deer Run Avenue in Clinton to County Road NE 301 in St. Clair County.	\$5,326	\$5,010	\$415
Henry	13	7P3031	12/2015	Pavement improvements from Rte. 7 to Rte. 18.	\$354	\$309	\$281

*Includes preliminary engineering, right of way, construction, and construction engineering.

Construction Work in Progress in SFY 2016
RSMo 21.795.2(4)

(Dollars are in Thousands)

County	Route	Job No.	Award Date	Description of Improvement / Location	Estimate *	Project Cost at Award *	Cost through SFY 2016
Henry	13	7P3031B	3/2016	ADA improvements at various locations on 2nd Street from Rte. 13 to Ohio Street and on Rte. 18 (Ohio Street) from 2nd Street to Rte. 13 in Clinton.	\$420	\$707	\$92
Henry	13	7P3034	9/2015	Pavement improvements on the southbound lanes from Rte. 52 south junction to NE 1270 Road and the northbound lanes from Rte. 52 to 0.5 mile south of Rte. 7.	\$689	\$789	\$742
Henry	13	7P3035	12/2015	Pavement improvements from County Road 1300 to Rte. 7 in Clinton.	\$1,808	\$1,692	\$577
Henry	18	7S3033	12/2015	Pavement improvements on Ohio Street from Bus. 13 (2nd Street) to Rte. 7 in Clinton.	\$274	\$258	\$250
Henry	52	7S3042D	10/2014	Bridge improvements on Rte. 52 over Marshall's Creek and on Rte. C over Tebo Creek.	\$1,465	\$1,272	\$218
Henry	7	7P3047	9/2015	Pavement improvements from east of Rte. B near Creighton to east of Rte. 18 in Clinton.	\$9,535	\$5,457	\$1,054
Hickory	54	7P3029B	3/2016	ADA improvements at various locations in Weaubleau.	\$253	\$240	\$31
Jasper	249	7S2232B	12/2014	Repair slides from Rte. 171 in Carterville to Zora Street.	\$536	\$597	\$979

*Includes preliminary engineering, right of way, construction, and construction engineering.

Construction Work in Progress in SFY 2016 RSMo 21.795.2(4)

(Dollars are in Thousands)

County	Route	Job No.	Award Date	Description of Improvement / Location	Estimate *	Project Cost at Award *	Cost through SFY 2016
Jasper	43	7P2220C	11/2015	Pavement improvements from south of Rte. 171 to south of Murphy Boulevard in Joplin.	\$835	\$723	\$50
Lawrence	60	7P3039	11/2015	Pavement improvements from Rte. 14 in Marionville to County Road 194 near Republic.	\$2,093	\$1,431	\$304
Lawrence	97	7S2210	9/2015	Pavement and safety improvements from I-44 to Rte.T.	\$2,664	\$2,084	\$77
McDonald	49	0I3002Y	3/2016	Job Order Contracting for pavement repair from Rte. 59 to 0.7 mile south of Rte. H.	\$65	\$66	\$0
McDonald	59	7P3100	4/2016	Slide repairs 1.7 miles south of Rte. EE near Ginger Blue.	\$2,712	\$2,978	\$2,254
Newton	44	0I3002N	3/2016	Job Order Contracting for pavement repair from the Oklahoma State line to Rte. 360 in Greene County.	\$216	\$221	\$35
Newton	44	2I2166N	3/2014	Job Order Contracting for pavement repair from the Oklahoma State line to Rte. 360 in Greene County.	\$216	\$220	\$517
Newton	60	7P3086	6/2016	Safety improvements at the intersection of Rte. 43.	\$1,306	\$1,772	\$67

*Includes preliminary engineering, right of way, construction, and construction engineering.

Construction Work in Progress in SFY 2016 RSMo 21.795.2(4)

(Dollars are in Thousands)

County	Route	Job No.	Award Date	Description of Improvement / Location	Estimate *	Project Cost at Award *	Cost through SFY 2016
St. Clair	52	7S3002	12/2014	Railroad crossing improvements at MNA Railway on 3rd Street and Rte. 52 (4th Street) in Appleton City.	\$184	\$209	\$230
St. Clair	54	7P3029	11/2015	Pavement improvements from Rte. MM in St. Clair County to Rte. D in Preston.	\$4,314	\$2,627	\$31
Stone	13	7P3021	9/2015	High friction surface treatment 0.9 mile south of Table Rock Lake.	\$87	\$127	\$134
Stone	13	8P2249	6/2015	Bridge improvements over Table Rock Lake.	\$11,341	\$9,305	\$8,554
Taney	F	8S2400	2/2016	Intersection improvements at Rte. 65 east outer road north of Branson.	\$444	\$409	\$270
Various	Various	7S3085	4/2016	Seal coat pavement improvements on various supplementary routes throughout the rural Southwest District.	\$1,582	\$1,360	\$0
Various	Various	7S3088	4/2016	Seal coat pavement improvements on various supplementary routes in the Southwest District. \$2,306,000 District Operations funds.	\$2,445	\$2,062	\$3
Various	Various	8P2239	4/2014	Job Order Contracting for guardrail and guard cable repair throughout the rural Southwest District.	\$322	\$278	\$1,855

*Includes preliminary engineering, right of way, construction, and construction engineering.

Construction Work in Progress in SFY 2016 RSMo 21.795.2(4)

(Dollars are in Thousands)

County	Route	Job No.	Award Date	Description of Improvement / Location	Estimate *	Project Cost at Award *	Cost through SFY 2016
Various	Various	8P2242	4/2014	Job Order Contracting for guardrail and guard cable repair in the urban Southwest District.	\$195	\$192	\$843
Various	Various	8P2244	6/2016	Job Order Contracting for guard cable and guardrail repair at various locations in the rural Southwest District.	\$559	\$553	\$3
Various	Various	8P2245	6/2016	Job Order Contracting for guard cable and guardrail repair at various locations in the urban Southwest District.	\$195	\$193	\$1
Various	Various	8P2379	3/2016	Replace nonstandard guardrail, installation of guardrail, guard cable and/or access restraint cable in the rural Southwest District.	\$118	\$78	\$77
Vernon	49	0I3002X	3/2016	Job Order Contracting for pavement repair from Rte. 54 in Vernon County to I-44 in Jasper County.	\$162	\$167	\$5
Webster	38	8S2457	11/2015	Pavement improvements from Rte. CC to Rte. A in Marshfield.	\$371	\$300	\$21
Webster	38	8S2457C	3/2016	ADA improvements at various locations from Banning Street to Rte. A in Marshfield.	\$231	\$266	\$54
Webster	44	0I3002P	3/2016	Job Order Contracting for pavement repair in Webster County.	\$109	\$112	\$2

*Includes preliminary engineering, right of way, construction, and construction engineering.

10/20/2016

MoDOT

Page 60 of 75

Construction Work in Progress in SFY 2016
RSMo 21.795.2(4)

(Dollars are in Thousands)

County	Route	Job No.	Award Date	Description of Improvement / Location	Estimate *	Project Cost at Award *	Cost through SFY 2016
Webster	60	7P3071	9/2015	High friction surface treatment on curves east of Power Line Road.	\$114	\$114	\$111
Webster	A	8S2220	11/2015	Pavement improvements of Rte. A and Rte. 38 in downtown Marshfield.	\$98	\$73	\$20
Webster	A	8S2220B	3/2016	ADA improvements at various locations on Rte. A and Rte. 38 in Marshfield.	\$84	\$112	\$10
Webster	B	7S3046	11/2015	Relocate and new grade separation from near Hamilton Street in Rogersville to Bus. 60 at Farm Road 253, crossing the BNSF Railway.	\$6,774	\$5,781	\$3,828
Webster	DD	8S2459	11/2015	Pavement improvements from Rte. 38 to Elm Street in Marshfield.	\$185	\$159	\$18
Bollinger	34	0P0922	8/2012	Grading, paving, drainage and build bridge 0.6 mile west of Rte. ZZ at Glen Allen to 1 mile east of Rte. ZZ. Project involves bridge F0747R.	\$4,127	\$3,875	\$3,981
Bollinger	34	0P2196	2/2014	Pavement improvements from Rte. 51 in Marble Hill to Rte. 72/34 intersection.	\$10,735	\$11,523	\$10,195
Bollinger	34	0P2210	8/2012	Safety improvements at various locations from Rte. MM to Rte. 51.	\$2,245	\$2,937	\$3,335

*Includes preliminary engineering, right of way, construction, and construction engineering.

Construction Work in Progress in SFY 2016 RSMo 21.795.2(4)

(Dollars are in Thousands)

County	Route	Job No.	Award Date	Description of Improvement / Location	Estimate *	Project Cost at Award *	Cost through SFY 2016
Bollinger	34	0P2285	8/2012	Grading, paving and curve improvements from 1.6 miles east of Rte. DD to 0.5 mile west of Rte. ZZ.	\$3,669	\$4,359	\$4,719
Bollinger	34	0P2295	4/2015	Pavement improvements from east of Rte. DD to Rte. 67.	\$7,351	\$6,452	\$1,685
Bollinger	51	9P3006	6/2015	Bridge improvements over Little Whitewater River.	\$1,888	\$1,867	\$1,676
Bollinger	72	9P3121	3/2016	Pavement improvements from Rte. 51 to Rte. 34.	\$3,887	\$2,433	\$1,563
Butler	142	9S3007	6/2015	Bridge improvements 3.1 miles west of Rte. 67 (Hart Ditch).	\$438	\$600	\$635
Butler	158	9S3008	6/2015	Bridge improvements 0.7 mile west of Rte. BB (drainage ditch).	\$410	\$247	\$222
Butler	51	9S3014H	2/2015	Pavement improvements from Rte. 53 to Arkansas State line.	\$667	\$622	\$601
Butler	51	9S3014I	2/2015	Pavement improvements from Rte. B to Rte. 53.	\$992	\$915	\$851

*Includes preliminary engineering, right of way, construction, and construction engineering.

Construction Work in Progress in SFY 2016 RSMo 21.795.2(4)

(Dollars are in Thousands)

County	Route	Job No.	Award Date	Description of Improvement / Location	Estimate *	Project Cost at Award *	Cost through SFY 2016
Butler	60	0P2274	4/2015	Intersection improvements at Oak Grove Road and Bus. 67 in Poplar Bluff.	\$942	\$1,308	\$1,320
Butler	60	9P3083	4/2015	Intersection improvements at Township Line Road and Rte. 60 near Poplar Bluff.	\$502	\$278	\$127
Butler	67	9P3003	4/2015	Pavement improvements from 0.5 mile south of Rte. 60 east in Poplar Bluff to 6.5 miles north of Rte. 60 east.	\$2,567	\$2,008	\$564
Butler	PP	0S0919	5/2015	Intersection improvements 1.5 miles west of Poplar Bluff at County Road 441 (Township Line Road).	\$1,459	\$1,590	\$1,906
Cape Girardeau	25	9S3014K	3/2015	Pavement improvements from Rte. 34 in Jackson to Rte. K.	\$431	\$603	\$563
Cape Girardeau	34	9P3102	4/2016	Repair of stay cable anchors at Emerson Bridge over Mississippi River in Cape Girardeau.	\$1,693	\$1,862	\$557
Cape Girardeau	55	9I3168	6/2016	Bridge repairs over Rte. 74. Project involves bridge L0279.	\$240	\$237	\$26
Cape Girardeau	61	0P3011J	6/2016	ADA Transition Plan improvements from Rte. 25 to Old Cape Road.	\$1,655	\$1,050	\$37

*Includes preliminary engineering, right of way, construction, and construction engineering.

10/20/2016

MoDOT

Page 63 of 75

Construction Work in Progress in SFY 2016 RSMo 21.795.2(4)

(Dollars are in Thousands)

County	Route	Job No.	Award Date	Description of Improvement / Location	Estimate *	Project Cost at Award *	Cost through SFY 2016
Cape Girardeau	61	0S2279	4/2016	Geometric improvements and new signalized intersection from 0.6 mile south of Rte. D to 0.1 mile north of Rte. 34/61/25 intersection in Jackson.	\$1,675	\$2,362	\$1,110
Cape Girardeau	61	9P3133	4/2016	Pavement and intersection improvements from N. High Street to N. Hope Street in Jackson.	\$878	\$642	\$150
Cape Girardeau	61	9S3005	5/2015	Bridge improvements over Hughes Creek.	\$1,054	\$1,005	\$1,025
Cape Girardeau	77	9P3061	3/2015	Pavement improvements from Rte. 25 north of Chaffee to County Road 264.	\$1,358	\$753	\$684
Cape Girardeau	Y	9S3053	3/2015	Pavement improvements from Rte. 61 near Jackson to Rte. V.	\$840	\$461	\$423
Carter	21	9P3019	7/2013	Pavement improvements from Rte. 60 to Rte. 160.	\$5,521	\$4,445	\$4,658
Carter	60	9P3048	12/2015	Guardrail repairs and upgrades at various locations along Rte. 60 in Butler and Carter Counties.	\$378	\$217	\$208
Carter	M	9S3082	9/2015	Replace bridge over Pike Creek.	\$1,930	\$2,251	\$1,233

*Includes preliminary engineering, right of way, construction, and construction engineering.

10/20/2016

MoDOT

Page 64 of 75

Construction Work in Progress in SFY 2016
RSMo 21.795.2(4)

(Dollars are in Thousands)

County	Route	Job No.	Award Date	Description of Improvement / Location	Estimate *	Project Cost at Award *	Cost through SFY 2016
Carter	M	9S3082B	5/2016	Widen for paved shoulders and flatten curves from Rte. 60 to County Road M127.	\$1,147	\$2,039	\$18
Douglas	14	8S2460	11/2014	Pavement improvements west of Rte. 5 in Ava.	\$56	\$117	\$118
Douglas	14	8S2464	11/2014	Pavement, drainage and pedestrian improvements from 12th Avenue to Washington Avenue in Ava.	\$1,634	\$1,455	\$1,643
Douglas	5	8P2454	4/2015	Pavement improvements from south of Rte. A in Douglas County to Rte. 160 in Gainesville.	\$2,091	\$2,277	\$2,225
Douglas	5	9P3106	11/2015	Guardrail improvements from north of Rte. JJ to Rte. 160.	\$972	\$899	\$908
Dunklin	412	9P3077	12/2014	Intersection improvements from Rte. 84 to Rte. VV in Kennett.	\$7,404	\$7,827	\$6,648
Dunklin	412	9S3010	6/2015	Intersection improvements at Rte. 412 and Rte. 25, Rte. 412 and Rte. 84 in Kennett, Rte. 164 and Rte. 61, Rte. 164 and I-55 in Steele, Rte. 61 and Rte. HH in Sikeston.	\$3,408	\$4,200	\$1,861
Dunklin	62	9P3100	2/2015	Bridge replacement over Union Pacific Railroad in Campbell.	\$1,803	\$2,001	\$2,277

*Includes preliminary engineering, right of way, construction, and construction engineering.

Construction Work in Progress in SFY 2016 RSMo 21.795.2(4)

(Dollars are in Thousands)

County	Route	Job No.	Award Date	Description of Improvement / Location	Estimate *	Project Cost at Award *	Cost through SFY 2016
Dunklin	84	9P3113	12/2015	Pavement improvements from Rte. O to Arkansas State line.	\$833	\$575	\$101
Dunklin	HH	9S3070	12/2015	Bridge improvements over Main Ditch.	\$561	\$492	\$194
Dunklin	P	9S3068	4/2016	Bridge improvements over Buffalo Ditch.	\$601	\$812	\$109
Dunklin	TT	9S3059	3/2016	Bridge improvements over Sand Slough Ditch, Drainage Ditch No. 8 and Belfontain Ditch.	\$2,362	\$2,446	\$1,421
Iron	49	9P3116	11/2015	Pavement improvements from Rte. 72 / Rte. 21 to Rte. 34 in Piedmont.	\$3,435	\$2,515	\$480
Madison	72	9P3107	12/2015	Pavement improvements from Rte. OO to Rte. 51.	\$3,988	\$2,566	\$360
Madison	A	9S3050	2/2016	Pavement improvements from Rte. 67 to Rte. M near Marquand.	\$748	\$635	\$4
Mississippi	57	9I3005	11/2014	Pavement improvements from 4 miles south of Rte. 105 to 2.5 miles north of Rte. 105.	\$1,585	\$1,340	\$1,233

*Includes preliminary engineering, right of way, construction, and construction engineering.

10/20/2016

MoDOT

Page 66 of 75

Construction Work in Progress in SFY 2016 RSMo 21.795.2(4)

(Dollars are in Thousands)

County	Route	Job No.	Award Date	Description of Improvement / Location	Estimate *	Project Cost at Award *	Cost through SFY 2016
New Madrid	162	9S3014G	4/2016	Pavement improvements from I-55 to County Road 434.	\$739	\$605	\$0
New Madrid	T	9S3030	12/2014	Pavement improvements from Rte. 61 to the end of state maintenance.	\$965	\$628	\$23
Oregon	19	9S3014Q	2/2015	Pavement improvements from Rte. 160 to Rte. 63.	\$1,227	\$1,333	\$1,198
Oregon	P	9S3014C	2/2015	Pavement improvements from Rte. M to Rte. 160.	\$917	\$808	\$729
Ozark	160	9P3024	12/2015	Bridge improvements over Bull Shoals Lake near Theodosia.	\$6,346	\$5,982	\$3,202
Pemiscot	164	9S3014F	12/2014	Pavement improvements from I-55 east of Steele to Rte. D.	\$498	\$450	\$16
Pemiscot	55	9I3003	11/2014	Pavement improvements from Hayti to Matthews.	\$7,914	\$10,505	\$432
Pemiscot	55	9P2244B	2/2015	Pavement improvements northbound from 3.9 miles south of Rte. 84 to 0.3 mile south of Rte. 84.	\$4,425	\$5,902	\$5,931

*Includes preliminary engineering, right of way, construction, and construction engineering.

10/20/2016

MoDOT

Page 67 of 75

Construction Work in Progress in SFY 2016 RSMo 21.795.2(4)

(Dollars are in Thousands)

County	Route	Job No.	Award Date	Description of Improvement / Location	Estimate *	Project Cost at Award *	Cost through SFY 2016
Pemiscot	84	9S3009	12/2015	Pavement improvements from I-55 to Rte. U in Caruthersville.	\$4,071	\$3,225	\$513
Pemiscot	A	9S3014E	12/2014	Pavement improvements from Rte. EE to I-55.	\$1,048	\$818	\$57
Pemiscot	K	9S3029	12/2014	Pavement improvements on outer road from Rte. T to Rte. A.	\$359	\$231	\$4
Perry	51	9P3115	11/2015	Pavement improvements from 1.2 miles east of Rte. 61 (near Main Street) to 0.4 mile west of I-55 (at Southtown Lane).	\$1,421	\$1,161	\$18
Perry	51	9P3186	6/2016	Pavement improvement from BNSF Railroad to Horse Island Chute bridge.	\$903	\$888	\$0
Perry	A	9S3056	12/2015	Pavement improvements from Rte. 61 to the end of state maintenance.	\$1,127	\$633	\$534
Perry	AC	9P3093	6/2016	New connector road at Perryville Industrial Park from Rte. 61 to Rte. 51.	\$6,641	\$4,975	\$1,713
Perry	C	9S3057	12/2015	Pavement improvements from Rte. A in Perry County to Rte. 61 in Cape Girardeau County.	\$1,098	\$573	\$493

*Includes preliminary engineering, right of way, construction, and construction engineering.

Construction Work in Progress in SFY 2016 RSMo 21.795.2(4)

(Dollars are in Thousands)

County	Route	Job No.	Award Date	Description of Improvement / Location	Estimate *	Project Cost at Award *	Cost through SFY 2016
Perry	E	9S3184	6/2016	Pavement improvements from Bois Brule Creek to Rte. 61.	\$357	\$372	\$0
Perry	K	9S3040	12/2015	Pavement improvements from Rte. B to Rte. O.	\$634	\$289	\$5
Perry	P	9S3185	6/2016	Pavement improvements from Rte. 61 to Rte. C.	\$415	\$336	\$0
Reynolds	21	9P0582	7/2013	Pavement improvements from Rte. 106 to Rte. 34.	\$3,150	\$3,816	\$3,790
Reynolds	34	0P2306	3/2015	Pavement improvements from the Reynolds County line to Piedmont.	\$4,242	\$3,658	\$3,396
Reynolds	AA	9S3181	6/2016	Pavement improvements from Rte. 49 to end of state maintenance.	\$468	\$397	\$0
Ripley	160	9P2222	6/2014	Roadway improvements from Rte. JJ in Ripley County to Rte. 67 in Butler County.	\$9,799	\$9,325	\$9,882
Scott	55	0I3001S	4/2015	Job Order Contracting for concrete pavement repair from Rte. 60 in Scott County to the Arkansas State line and all of I-155.	\$136	\$165	\$126

*Includes preliminary engineering, right of way, construction, and construction engineering.

10/20/2016

MoDOT

Page 69 of 75

Construction Work in Progress in SFY 2016 RSMo 21.795.2(4)

(Dollars are in Thousands)

County	Route	Job No.	Award Date	Description of Improvement / Location	Estimate *	Project Cost at Award *	Cost through SFY 2016
Scott	55	0I3001T	4/2015	Job Order Contracting for asphalt pavement repair from Rte. 60 in Scott County to the Arkansas State line and all of I-155.	\$136	\$140	\$2
Scott	55	0I3002U	5/2016	Job Order Contracting for concrete pavement repair from Rte. 60 in Scott County to the Arkansas State line and all of I-155.	\$136	\$138	\$0
Scott	55	9I3004	11/2014	Pavement improvements from Scott City to Fruitland.	\$5,152	\$6,671	\$5,859
Scott	62	9S3014P	3/2015	Pavement improvements from Rte. AA in Scott County to Rte. B in Mississippi County.	\$1,000	\$946	\$958
Scott	77	9S3014J	3/2015	Pavement improvements from Rte. 61 to Rte. D.	\$1,082	\$965	\$889
Scott	D	9S3014M	3/2015	Pavement improvements from Rte. 77 to Rte. N.	\$418	\$255	\$228
Scott	IS55N TO IS57N	9I3103	9/2015	High friction surface treatment on ramp curves at I-55/I-57 interchange.	\$108	\$95	\$94
Scott	K	9S3094	4/2015	Widening to accommodate two-way left turn lane from Crites Street to Chester Street in Scott City.	\$514	\$440	\$557

*Includes preliminary engineering, right of way, construction, and construction engineering.

10/20/2016

MoDOT

Page 70 of 75

Construction Work in Progress in SFY 2016

RSMo 21.795.2(4)

(Dollars are in Thousands)

County	Route	Job No.	Award Date	Description of Improvement / Location	Estimate *	Project Cost at Award *	Cost through SFY 2016
Scott	N	9S3014N	3/2015	Pavement improvements from Rte. D to Charleston.	\$839	\$556	\$509
Scott	N	9S3014O	3/2015	Pavement improvements from the beginning of state maintenance to Rte. E.	\$755	\$535	\$517
Scott	PP	9S3014L	3/2015	Pavement improvements from Rte. 61 to Rte. N.	\$663	\$361	\$317
Shannon	106	9P2245B	7/2013	Pavement improvements from Rte. H to Rte. 21.	\$4,118	\$4,150	\$3,960
Shannon	19	9P3119	12/2015	Pavement improvement from Rte. 60 to Rte. 160.	\$1,519	\$1,344	\$326
Shannon	19B	9P3101	2/2015	Intersections and roadway improvements on County Road 19B and County Road 250.	\$13,954	\$10,679	\$11,872
Shannon	60	9P3112	3/2016	Guardrail improvements at various locations along Rtes. 60, 63, and 67.	\$2,216	\$723	\$15
Shannon	99	9S3014B	2/2015	Pavement improvements from Rte. 60 to Rte. 160.	\$1,563	\$1,286	\$1,295

*Includes preliminary engineering, right of way, construction, and construction engineering.

10/20/2016

MoDOT

Page 71 of 75

Construction Work in Progress in SFY 2016 RSMo 21.795.2(4)

(Dollars are in Thousands)

County	Route	Job No.	Award Date	Description of Improvement / Location	Estimate *	Project Cost at Award *	Cost through SFY 2016
St. Francois	67	0P2298	11/2015	Pavement improvements from St. Francois River Bridge to Jefferson County.	\$9,296	\$6,138	\$457
St. Francois	8	9P3114	2/2016	Pavement improvements from Rte. 67 to Washington County line.	\$2,145	\$1,243	\$26
St. Francois	BB	9S3065	3/2016	Pavement improvements from Rte. M to Rte. 32 in Bismarck.	\$441	\$303	\$10
St. Francois	C	9S3055	3/2016	Pavement improvements from Rte. D to Rte. 32.	\$952	\$530	\$9
St. Francois	E	9S3036	3/2016	Pavement and sidewalks improvements from Jefferson County line to Desoto Road in Bonne Terre.	\$649	\$475	\$8
St. Francois	F	9S3038	4/2016	Pavement improvements and adding two foot shoulders with rumble stripes from Rte. OO to Rte. B.	\$2,685	\$1,755	\$46
St. Francois	N	9S3035	3/2016	Pavement improvements from Rte. 32 in Bismark to Rte. 21.	\$832	\$627	\$32
St. Francois	NN	9S3037	3/2016	Pavement improvements from Rte. N to Rte. 221.	\$413	\$234	\$20

*Includes preliminary engineering, right of way, construction, and construction engineering.

Construction Work in Progress in SFY 2016 RSMo 21.795.2(4)

(Dollars are in Thousands)

County	Route	Job No.	Award Date	Description of Improvement / Location	Estimate *	Project Cost at Award *	Cost through SFY 2016
St. Francois	O	9S3039	4/2016	Pavement improvements and widening for shoulders and rumble stripes from 7th Street in Park Hills to Rte. D.	\$995	\$843	\$26
Ste. Genevieve	55	0I3001Q	4/2015	Job Order Contracting for concrete pavement repair from the Jefferson County line to Rte. 60 in Scott County and all of I-57 in Mississippi County.	\$136	\$148	\$139
Ste. Genevieve	55	0I3001R	4/2015	Job Order Contracting for asphalt pavement repair from the Jefferson County line to Rte. 60 in Scott County and all of I-57 in Mississippi County.	\$136	\$140	\$2
Ste. Genevieve	55	0I3002S	5/2016	Job Order Contracting for concrete pavement repair from the Jefferson County line to Rte. 60 in Scott County and all of I-57 in Missouri.	\$136	\$138	\$0
Ste. Genevieve	M	9S3032	12/2015	Pavement improvements from Rte. 61 in Ste. Genevieve to Rte. N.	\$713	\$521	\$19
Texas	63	9P2203	6/2015	Pavement improvements from the bridge over Brushy Creek to just north of bridge over Indian Creek in Houston.	\$1,853	\$2,151	\$280
Various	Various	9P2264H	11/2014	Improve guardrail on divided highways at various bridge locations within the Southeast District.	\$1,139	\$1,472	\$1,162
Various	Various	9P3073	4/2015	Job Order Contracting for guard cable and guardrail repair at various locations in the Southeast District.	\$270	\$275	\$671

*Includes preliminary engineering, right of way, construction, and construction engineering.

Construction Work in Progress in SFY 2016 RSMo 21.795.2(4)

(Dollars are in Thousands)

County	Route	Job No.	Award Date	Description of Improvement / Location	Estimate *	Project Cost at Award *	Cost through SFY 2016
Wayne	143	9S3049	2/2016	Pavement improvements from bridge over Big Creek to Rte. 34.	\$425	\$391	\$367
Wayne	D	9S3182	6/2016	Pavement improvements from Greenville to Rte. T.	\$1,334	\$1,357	\$0
Wayne	Z	9S3013	4/2015	Bridge improvements over McGee Creek.	\$682	\$736	\$994
Wright	60	9P3004B	3/2016	Pavement improvements from 4.9 miles west of Rte. 95 to 0.5 mile east of Webster County line.	\$7,161	\$4,389	\$90
Wright	60	9P3078	11/2015	Pavement improvements from Whetstone Creek in Wright County to Rte. 63 in Cabool.	\$10,018	\$7,447	\$2,184
Wright	60	9S3014D	4/2016	Pavement improvements from Rte. 60 west of Mountain Grove to Rte. 60 east of Mountain Grove.	\$850	\$554	\$33
Wright	95	9S3076	4/2016	Pavement improvements from Bus. 60 (Third Street) to Clouse Street west in Mountain Grove.	\$199	\$221	\$32

*Includes preliminary engineering, right of way, construction, and construction engineering.

10/20/2016

MoDOT

Page 74 of 75

Construction Work in Progress in SFY 2016 RSMo 21.795.2(4)

(Dollars are in Thousands)

County	Route	Job No.	Award Date	Description of Improvement / Location	Estimate *	Project Cost at Award *	Cost through SFY 2016
Total Count of Projects: 591					\$2,505,100	\$2,473,774	\$1,866,108

The completion date of a project is determined by the date the final transaction has been made on a project. This date is determined by the Controller's office and is captured in the construction database, Site Manager.

The completion date of a project is determined by , the field "LASTMODDATE" from site manager, which is determined by FMS. A project is not considered to be completed until the final approval.

Estimate: Estimate is the sum of preliminary engineering, construction engineering, construction contingencies, right of way incidentals, right of way acquired, utilities, and construction estimate.

Award Cost: Award cost is the sum of the award cost plus 10% (for the construction engineering and construction contingencies) and the actual costs of both right of way and preliminary engineering.

*Includes preliminary engineering, right of way, construction, and construction engineering.

Construction Work in Progress in SFY 2016
RSMo 21.795.24.(4)

AVIATION							
County	Airport	Project No.	Award Year	Description	STIP Estimate	Award Cost	Cost thru SFY16
Gentry	Albany	AIR 096-04A	2009	Master Plan/Airport Layout Plan	108,000	40,500	0
Douglas	Ava	AIR 106-102A	2010	Land Acquisition	90,000	96,255	34,017
Camden	Camdenton	14-045B-1	2014	Land Acquisition	540,000	518,200	487,556
Carroll	Carrollton	AIR 146-016A	2015	Runway, Taxiway and Apron Pavement Maintenance	513,000	306,313	302,869
Statewide	Commercial		2010	Air Service Promotion	2,000,000	2,000,000	1,657,027
Statewide	Commercial		2015	Air Service Promotion	2,000,000	2,000,000	899,573
Crawford	Cuba	14-059A-1	2015	Reconstruct Apron	1,110,000	1,099,642	293,340
Ray	Excelsior Springs	AIR 146-108A	2015	Runway Pavement Maintenance	450,000	447,131	419,520
St. Francois	Farmington	AIR 086-61C	2008	Land Acquisition	665,000	484,200	406,477
St. Francois	Farmington	11-061C-1	2011	Land Acquisition	1,567,218	1,186,953	1,172,788
Callaway	Jefferson City	13-040B-2/AIR 136-40B-1	2014	Runway Rehabilitation, Runway Lighting Improvements, Taxiway B Construction	6,840,000	6,510,107	5,770,326
Jasper	Joplin	AIR 156-090A	2015	Apron Rehabilitation	900,000	1,151,549	874,935
Adair	Kirksville	14-028A-3	2015	Apron and Taxiway Rehabilitation	2,960,000	2,873,908	386,478
Jackson	Lee's Summit		2011	Design Runway 18/36 Extension and Widening	585,000	455,537	301,575
Jackson	Lee's Summit	11-109A-1 11-109A-2 AIR 116-109A1	2011	Land Acquisition	4,436,026	2,988,488	2,940,114
Jackson	Lee's Summit	15-109A-1/AIR 156-109A; 15-109A-2/AIR	2015	Grade Runway Extension and Widening; FAA Reimbursable Agreement	7,714,000	7,713,595	2,669,873
Macon	Macon	10-031A-1 10-031A-1A 10-031A-1B 10-031A-1C 10-031A-2	2010	Acquire Land, Extend and Widen Runway,	4,074,894	4,443,338	4,388,431
Randolph	Moberly	13-034A-1	2014	Reconstruct Runway 5/23	1,530,000	1,564,019	1,653,578
Barry	Monett	13-098B-1/AIR 136-98	2013	Land Acquisition and Land Acq Services	2,260,901	1,562,038	1,474,313
Perry	Perryville	14-063A-1	2015	Construct AWOS Unit	201,150	201,159	178,861
Buchanan	St. Joseph (Rosecrans)	14-012A-1	2014	Master Plan and Airport Layout Plan Update	315,000	317,484	236,017
Buchanan	St. Joseph (Rosecrans)	13-012A-2	2015	Rehabilitate Runway 13/31	2,172,000	2,011,938	907,744
Saint Louis	Saint Louis (Spirit)	14-113A-1	2015	Construct Taxiway C Phase I	1,315,000	1,251,260	1,217,896
Saint Louis	Saint Louis (Spirit)	15-113A-1	2016	Construct Taxiway C Phase II	1,485,000	1,481,635	1,215,091
Saint Louis	Saint Louis (Spirit)	AIR 096-113A1	2009	Land Acquisition Services	500,000	450,000	162,016
Pettis	Sedalia	10-020A-2/AIR 136-20	2013	Reconstruct Runway 18/36	4,750,000	3,415,241	3,583,251
Putnam	Unionville	AIR 096-24A	2009	Airport Layout Plan	58,500	54,000	48,309
Morgan	Versailles (Roy Otten Memorial)	AIR 146-041A	2015	Airfield Pavement Maintenance	334,800	334,710	165,879

Construction Work in Progress in SFY 2016
RSMo 21.795.24.(4)

Johnson	Warrensburg (Skyhaven)	AIR 156-019A	2015	Pavement Marking	60,300	66,955	64,937
Johnson	Warrensburg (Skyhaven)	14-019A-1/AIR 156-019A-2	2015	Grading and Obstruction Removal	630,000	628,619	450,343
Washington	Washington County (Potosi)	13-060A-1	2013	Airport Master Plan, Airport Layout Plan Update	270,000	258,112	227,994
Pulaski	Waynesville (US Army)	14-057B-1	2016	Airport Master Plan (Phases 1 and 2), AGIS Survey, Preliminary Engineering for Parallel Taxiway	836,000	470,000	216,067
Pulaski	Waynesville (US Army)	11-057B-1	2012	Fuel Storage Facility	598,500	599,070	691,833
AVIATION TOTAL					53,870,289	48,981,956	35,499,028

The STIP estimate reflects the federal and state funding share programmed for the aviation project.

MoDOT aviation also administers a general aviation airport entitlement program. MoDOT acts as a pass through agency for these funds.

RAIL							
County	DOT#	URO Case No.	Award Year	Description	STIP Estimate	Award Cost	Cost thru SFY 16
Lincoln	069 101F	15-22	2016	Install new lights, gates and cantilevers	200,000	365,099	0
Clay	079 365D 483 894X	12-38	2014	Install new lights and gates; new roadway and surfaces	200,000	68,266	15,795
Clay	079 371G 483 897T	12-18	2015	Install new lights, gates and cantilevers	275,000	288,615	113,782
Platte	095 192G	14-18	2014	Install new lights, gates and surface; roadway improvements at crossing	200,000	277,445	171,358
Buchanan	095 232C	14-16	2015	Install new lights, gates and surface	200,000	270,574	201,030
Audrain	293 315L	13-78	2013	Install new lights and gates	200,000	253,050	145,130
Jackson	293 576L	12-37	2014	Install new lights and gates	100,000	107,250	95,737
Bates	329 880V	13-42	2014	Install new lights and gates	200,000	324,450	277,730
Bates	329 894D	12-36	2015	Roadway improvements at crossing	50,000	116,273	18,907
Barton	329 972H	13-45	2013	Install new lights and gates	200,000	310,350	221,932
Livingston	375 522J	13-93	2016	Install new lights and gates	200,000	180,390	0
Putnam	375 644N	13-92	2016	Install new lights and gates	200,000	202,137	0
St Clair	411 215J	11-79	2015	Permanently close crossing	50,000	126,315	49,367
St Clair	411 218E	11-78	2015	Install new lights, gates and surface	200,000	447,808	278,080
St Clair	411 219L	11-77	2015	Install new lights, gates and surface	250,000	668,019	443,066
St Louis City	424 904R	13-135	2015	Install new lights, gates and surface	100,000	147,431	90,805
Jasper	434 795S	13-114	2014	Install new lights and gates	200,000	258,506	179,643
Stone	435 074V	13-116	2014	Install new lights, gates and cantilevers	200,000	318,424	207,844
Stone	435 075C	13-115	2015	Install new lights, gates, cantilevers and surface; roadway improvements at crossing	200,000	458,703	332,226
Butler	438 529J	15-38	2016	Install new lights and gates	200,000	443,863	3,765
Bates	443 041D	13-117	2014	Install new lights and gates	200,000	252,176	181,946
Vernon	443 184B	13-118	2014	Install new lights and gates	200,000	286,213	180,163
Greene	445 067M	14-19	2015	Install new lights, cantilevers, circuitry and surface	200,000	225,710	199,135

Construction Work in Progress in SFY 2016
RSMo 21.795.24.(4)

Cape Girardeau	446 057K	14-25	2016	Install new surface	250,000	385,279	344,331
Audrain	483 646Y	13-79	2014	Install new lights and gates	200,000	295,868	156,984
Audrain	483 648M	13-80	2014	Install new lights and gates	200,000	247,829	163,596
Ray	483 842F	13-96	2014	Install new lights and gates	150,000	203,111	150,286
Ray	483 850X	13-97	2014	Install new lights and gates	150,000	295,574	218,895
St Louis	596 317N	15-7	2015	Install new lights, gates, cantilevers and surface	200,000	337,009	241,046
Mercer	605 636J	15-33	2016	Install new lights and gates	200,000	394,942	21,828
Grundy	605 673L	15-32	2016	Install new lights and gates	250,000	341,619	22,029
Mercer	605 768U	15-35	2016	Install new lights and gates	200,000	372,830	15,849
Mercer	605 769B	15-34	2016	Install new lights and gates	200,000	369,564	63,217
Greene	664 097H	13-124	2014	Install new lights, gates and cantilevers	200,000	268,470	269,542
Greene	664 176U	15-5	2015	Install new lights, gates and surface	200,000	625,326	267,826
Greene	664 177B	14-23	2015	Install new crossbucks with yield signs	2,900	7,778	0
Greene	664 180J	14-29	2015	Upgrade lights from incandescent to LEDs, install new cantilever foundation	20,000	21,195	7,136
Greene	664 181R	14-30	2015	Upgrade lights from incandescent to LEDs, install new set of sidelights	17,000	16,523	9,280
Greene	664 198U	15-18	2015	Install new bungalow with constant warning circuitry, event recorder, shunts & relays	245,000	242,939	54,818
Greene	664 199B	15-19	2015	Upgrade lights from incandescent to LEDs; install new bungalow with constant warning circuitry, event recorder, shunts & relays	280,000	280,745	40,937
Crawford	664 400C	15-8	2016	Install new lights and gates	200,000	267,707	101,094
Crawford	664 550K	15-9	2016	Install new lights and gates	200,000	225,579	0
Webster	667 618G	15-44	2015	Construct grade separation to replace existing at grade crossing	2,610,000	2,612,604	1,048,027
Webster	667 619N	15-29	2015	Permanently close crossing	15,000	15,000	7,500
Webster	667 620H	15-30	2015	Install new lights, gates and surface	375,000	372,396	159,291
Wright	667 695G	15-12	2015	Install new lights, gates and surface	225,000	399,182	146,170
Newton	668 402E	14-26	2015	Install new lights, gates and cantilevers	200,000	299,391	227,784
Dade	669 790J	15-24	2016	Install new lights, gates and surface	200,000	592,979	0
Webster	673 232X	15-25	2015	Upgrade lights from incandescent to LEDs	18,000	17,576	15,305
Webster	673 243K	15-11	2015	Upgrade lights from incandescent to LEDs, install new surfaces	128,000	127,982	74,333
Greene	673 263W	15-3	2015	Install new lights, gates, cantilevers and surface	500,000	492,779	183,973
Christian	673 295C	15-21	2016	Install new lights and gates	200,000	458,029	0
Dunklin	787 968E	15-37	2016	Install new lights and gates	200,000	237,263	10,865
Greene	929 153Y	15-20	2015	Install new crossbucks with yield signs	2,900	2,779	0
Greene	945 679P	15-17	2015	Install new crossbucks with yield signs	2,900	2,917	0
Various	Various	11-64	2015	Upgrade lights from incandescent to LEDs at all active public crossings in state on Union Pacific Railroad Desoto Sub	110,000	58,894	5,191

Construction Work in Progress in SFY 2016
RSMo 21.795.24.(4)

Various	Various	11-65	2016	Upgrade lights from incandescent to LEDs at all active public crossings in state on Union Pacific Railroad Hoxie Sub	40,000	20,769	0
Various	Various	11-66	2015	Upgrade lights from incandescent to LEDs at all active public crossings in state on Union Pacific Railroad Jonesboro Sub	45,000	24,195	2,282
Various	Various	14-2	2015	Install crossbuck, stop-yield and ENS signs at all BNSF Railway Nebraska Division passive crossings in state	100,000	49,953	0
Various	Various	14-27	2016	Install crossbuck, stop-yield and ENS signs at all BNSF Railway Springfield Division passive public crossings in state	100,000	296,015	0
Various	Various	14-28	2016	Install crossbuck, stop-yield and ENS signs at all BNSF Railway Chicago Division passive public crossings in state	100,000	108,725	0
RAIL TOTAL					12,761,700	17,786,380	7,436,856

TRANSIT							
County	Transit Agency	Project/Purchase No.	Award Year	Description	STIP Estimate	Award Cost	Cost thru SFY16
TRANSIT TOTAL					0	0	0

WATERWAYS							
County	Port Authority	Project/Purchase No.	Award Year	Description	STIP Estimate	Award Cost	Cost thru SFY16
Jefferson	Jefferson County Port Authority	WCI16000071	2016	Property acquisition and site improvements at Kimmswick	473,633	473,633	473,633
Jackson	Port Authority of Kansas City	WCI16000011	2016	Property acquisition and port rehabilitation	579,672	579,672	579,672
Jackson	Port Authority of Kansas City	WCI16000012	2016	Property acquisition and port rehabilitation	2,910,000	2,910,000	2,910,000
New Madrid	New Madrid County Port Authority	WCI16000101	2016	Property acquisition at current port site	544,678	544,678	544,678
Pemiscot	Pemiscot County Port Authority	WCI16000111	2016	Property acquisition at current port site	583,403	583,403	583,403
Cape Girardeau	Southeast Missouri Regional Port Authority	WCI16000081	2016	Extend Grain Tracks 2 and 3, and North Track 7	411,280	411,280	411,280
St. Louis City	City of St. Louis Port Authority	WCI16000051	2016	Rehabilitation of South Warehouse	317,334	317,334	317,334
WATERWAYS TOTAL					5,820,000	5,820,000	5,820,000

Construction Work in Progress in SFY 2016
RSMo 21.795.24.(4)

FREIGHT							
County	Entity	Project/Purchase No.	Award Year	Description	STIP Estimate	Award Cost	Cost thru SFY15
Cape Girardeau	Southeast Missouri Regional Port Authority	FRE16000081	2016	Install rail to connect the port's West Tracks directly to the main line	220,660	220,660	220,660
Greene	Springfield Airport	FRE16000300	2016	Upgrade US Customs facility at Springfield Airport	496,220	496,220	496,220
St. Louis	Haventon Harms	FRE16000303	2016	Install live animal pens and loading facility at Lambert Airport	133,120	133,120	133,120
FREIGHT TOTAL					850,000	850,000	850,000

Mode	Mode Total	STIP Estimate	Award Cost	Cost thru SFY15
AVIATION	AVIATION TOTAL	\$53,870,289.00	\$48,981,956.00	\$35,499,028.00
RAIL	RAIL TOTAL	\$12,761,700.00	\$17,786,379.66	\$7,436,856.08
TRANSIT	TRANSIT TOTAL	\$0.00	\$0.00	\$0.00
WATERWAYS	WATERWAYS TOTAL	\$5,820,000.00	\$5,820,000.00	\$5,820,000.00
FREIGHT	FREIGHT TOTAL	\$850,000.00	\$850,000.00	\$850,000.00
Division Totals		\$73,301,989.00	\$73,438,335.66	\$49,605,884.08

Program Estimates Compared to Costs of Projects Completed in 2016 RSMo 21.795.2(5,6)

Introduction

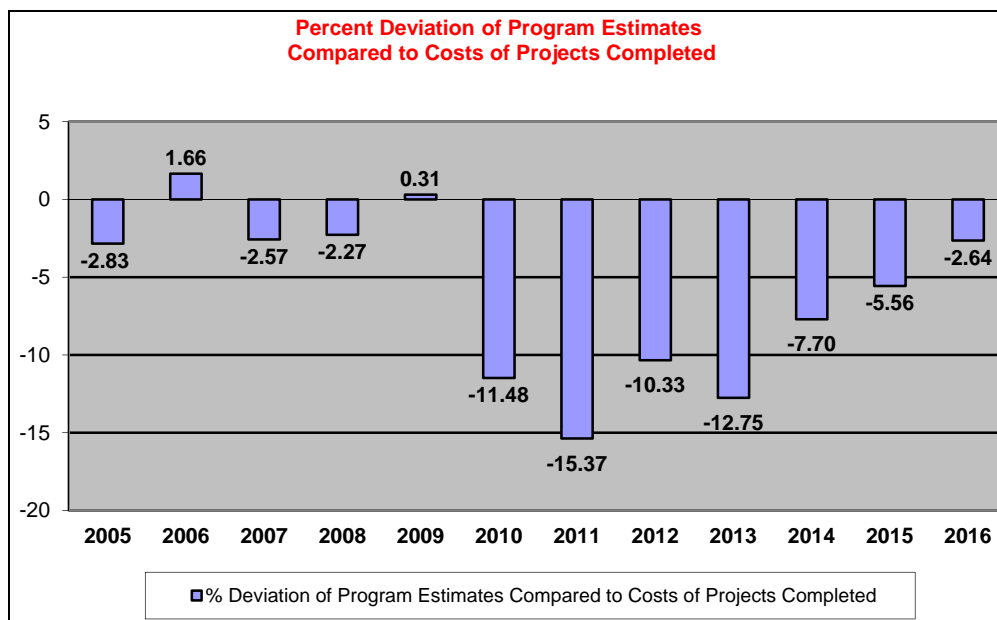
The information in this section is in accordance with the following sections of the reporting statute. *"(5) The current status as to completion, by project, of the fifteen-year road and bridge program adopted in 1992. The first written report submitted pursuant to this section shall include the original cost estimate, updated estimate and final completed cost by project. Each written report submitted thereafter shall include the cost estimate at the time the project was placed on the most recent five-year highway and bridge construction plan and the final completed cost by project; (6) The reasons for cost increases or decreases exceeding five million dollars or ten percent relative to cost estimates and final completed costs for projects in the state highway and bridge construction program or any other projects relating to other modes of transportation completed in the preceding state fiscal year. Cost increases or decreases shall be determined by comparing the cost estimate at the time the project was placed on the most recent five-year highway and bridge construction plan and the final completed cost by project. The reasons shall include the amounts resulting from inflation, department-wide design changes, changes in project scope, federal mandates, or other factors;"* Section 21.795.2(5) and (6), RSMo (A.L. 2012 H.B. 1402)

The programmed cost estimates and completed costs are compared in this section. Included in the estimate and award costs are costs for preliminary engineering (developing the roadway and bridge plans), right of way, construction engineering (inspecting the project during construction), utilities and construction. The programmed cost from the most recent Five-Year Highway and Bridge Schedule is compared with the total cost of each project completed in fiscal year 2016. Explanations are provided for projects that indicate a difference of more than 10 percent or \$5 million between the programmed cost estimate and the actual amount spent on the project.

A total of 514 projects were completed in fiscal year 2016. The project estimates equaled \$1,094,935,000. The actual cost to complete these projects is \$1,065,982,000, which is a savings of \$28,953,000 or 2.64 percent less than the project estimate. The historical deviations for the last twelve years are shown below.

Most of the projects completed in fiscal year 2016 were awarded in fiscal years 2013, 2014 and 2015. Cumulative project awards in 2013, 2014 and 2015 ranged from 1 percent more to 2.6 percent less than programmed values.

For projects completed in the five-year period from 2012-2016, final costs of \$6.234 billion were 7.79 percent, or \$527 million, less than the programmed cost of \$6.761 billion.



For other modes of transportation, the estimate for capital projects completed in state fiscal year 2016 equaled \$29,573,416. The actual cost to complete these projects is \$29,726,955, which is slightly over by \$153,539 or just 0.52 percent of the project estimate. These numbers do not include operating assistance for the other modes, such as Amtrak, State Transit Assistance Program, Missouri Elderly and Handicapped Transportation Assistance Program and traffic control tower operating assistance.

Program Estimates Compared to Costs of Projects Completed in SFY 2016

RSMo 21.795.2(5,6)

KEY

County location of project
 Job number used to track project costs
 Project estimate from the most recent program
 Percent difference between estimate and cost to complete
 (Dollars in Thousands)

County	Route	Job Number	Award Date	Description of Location/Improvement	Estimate	Cost to Complete	Percent Difference
				Reason(s):			\$ Difference

Route location of project

Month and year in which work was started

Project description and location

Project cost to complete

Dollar difference between estimate and cost to complete

Reason for increase or decrease, if cost to complete varies from estimate by more than 10% or \$5 million

Program Estimates Compared to Costs of Projects Completed SFY 2016
RSMo.21.795.2(5,6)

(Dollars in Thousands)

County	Route	Job Number	SFY Award Date	Description of Improvement / Location	Estimate	Cost to Complete	Percent Difference
Andrew	29	112156	8/2013	Replace bridge decks and approach slabs on twin structures over Rte. DD 1.5 miles south of I-229 near St. Joseph. Project involves bridge A1294 in both northbound and southbound lanes. Reason(s): * The cost estimate deviated from the actual cost due to additional requirements after estimates were established and higher than expected inspection costs.	\$2,983	\$3,488	16.93%
					PE: \$118	\$58	\$ Difference
					CE Inc: \$182	\$237	\$505
					CN: \$2,678	\$3,184	
					RW Inc: \$2	\$3	
					RW: \$3	\$5	CN Award
					Utilities: \$0	\$0	Cost + Cont.
					NonContract: \$0	\$0	\$3,222
					Other: \$0	\$0	
					Budget Transfer: \$0	\$0	
Andrew	29	212166C	4/2014	Job Order Contracting for pavement repair from Rte. K in Andrew County to Platte County. Includes I-229 in Andrew and Buchanan Counties. Reason(s): * The cost estimate deviated from the actual cost due to this being a Job Order Contracting project. The need for repairs was not as high as estimated.	\$270	\$0	-100.00%
					PE: \$2	\$0	\$ Difference
					CE Inc: \$18	\$0	-\$270
					CN: \$250	\$0	
					RW Inc: \$0	\$0	
					RW: \$0	\$0	CN Award
					Utilities: \$0	\$0	Cost + Cont.
					NonContract: \$0	\$0	\$250
					Other: \$0	\$0	
					Budget Transfer: \$0	\$0	
Andrew	48	150553	12/2013	Replace bridge over the 102 River near Rosendale. Project involves bridge J0201. Reason(s): * The cost estimate deviated from the actual cost due to redesigns and lower than expected design costs.	\$4,318	\$2,399	-44.44%
					PE: \$543	\$245	\$ Difference
					CE Inc: \$271	\$175	-\$1919
					CN: \$3,445	\$1,892	
					RW Inc: \$12	\$18	
					RW: \$35	\$34	CN Award
					Utilities: \$12	\$34	Cost + Cont.
					NonContract: \$0	\$1	\$2,008
					Other: \$0	\$0	
					Budget Transfer: \$0	\$0	

Program Estimates Compared to Costs of Projects Completed SFY 2016
RSMo.21.795.2(5,6)

(Dollars in Thousands)

County	Route	Job Number	SFY Award Date	Description of Improvement / Location	Estimate	Cost to Complete	Percent Difference
Andrew	H	1P2219D	6/2014	Improvements to sidewalks and pedestrian ramps in Fillmore.	\$164	\$340	107.32%
		Completion 7/6/2015	Reason(s):	* The cost estimate deviated from the actual cost due to additional requirements after estimates were established and higher than expected engineering costs.	<i>PE:</i> \$7 <i>CE Inc:</i> \$5 <i>CN:</i> \$130 <i>RW Inc:</i> \$7 <i>RW:</i> \$5 <i>Utilities:</i> \$10 <i>NonContract:</i> \$0 <i>Other:</i> \$0 <i>Budget Transfer:</i> \$0	\$36 \$54 \$245 \$0 \$4 \$0 \$0 \$0	\$ Difference \$176 <i>CN Award</i> <i>Cost + Cont.</i> <i>\$250</i>
Atchison	29	112180	10/2013	Resurfacing of the southbound lane 0.6 mile south of Rte. B to 1.6 miles north of Rte. 136, near Rock Port.	\$2,534	\$1,834	-27.62%
		Completion 9/4/2015	Reason(s):	* The cost estimate deviated from the actual cost due to changing conditions after the estimate was established and lower than expected design cost.	<i>PE:</i> \$101 <i>CE Inc:</i> \$156 <i>CN:</i> \$2,277 <i>RW Inc:</i> \$0 <i>RW:</i> \$0 <i>Utilities:</i> \$0 <i>NonContract:</i> \$0 <i>Other:</i> \$0 <i>Budget Transfer:</i> \$0	\$10 \$103 \$1,721 \$0 \$0 \$0 \$0 \$0	\$ Difference -\$700 <i>CN Award</i> <i>Cost + Cont.</i> <i>\$1,625</i>
Atchison	B	150960	11/2013	Replace bridge deck over I-29 near Rock Port. Project involves bridge A2375.	\$477	\$568	19.08%
		Completion 8/5/2015	Reason(s):	* The cost estimate deviated from the actual cost due to recent changes in market prices for project components and higher than expected inspection costs.	<i>PE:</i> \$27 <i>CE Inc:</i> \$29 <i>CN:</i> \$421 <i>RW Inc:</i> \$0 <i>RW:</i> \$0 <i>Utilities:</i> \$0 <i>NonContract:</i> \$0 <i>Other:</i> \$0 <i>Budget Transfer:</i> \$0	\$28 \$46 \$494 \$0 \$0 \$0 \$0 \$0	\$ Difference \$91 <i>CN Award</i> <i>Cost + Cont.</i> <i>\$529</i>

Program Estimates Compared to Costs of Projects Completed SFY 2016
RSMo.21.795.2(5,6)

(Dollars in Thousands)

County	Route	Job Number	SFY Award Date	Description of Improvement / Location	Estimate	Cost to Complete	Percent Difference
Atchison	CC	1S3026C	8/2014	Thin pavement treatment from Iowa State line to Rte. 275.	\$231	\$1	-99.57%
		Completion 1/21/2016	Reason(s): * The cost estimate deviated from the actual cost due to changes made to project during construction.	<i>PE:</i> \$6 <i>CE Inc:</i> \$14 <i>CN:</i> \$211 <i>RW Inc:</i> \$0 <i>RW:</i> \$0 <i>Utilities:</i> \$0 <i>NonContract:</i> \$0 <i>Other:</i> \$0 <i>Budget Transfer:</i> \$0	\$1 \$0 \$0 \$0 \$0 \$0 \$0	\$ Difference -\$230 <i>CN Award</i> <i>Cost + Cont.</i> \$235	
Atchison	O	1S2165	11/2013	Replace bridge deck over Middle Fork Tarkio Creek near Westboro. Project involves bridge A1863.	\$306	\$246	-19.61%
		Completion 8/5/2015	Reason(s): * The cost estimate deviated from the actual cost due to competition among contractors, lower than expected design costs and changes made to the project during construction.	<i>PE:</i> \$26 <i>CE Inc:</i> \$18 <i>CN:</i> \$255 <i>RW Inc:</i> \$2 <i>RW:</i> \$5 <i>Utilities:</i> \$0 <i>NonContract:</i> \$0 <i>Other:</i> \$0 <i>Budget Transfer:</i> \$0	\$13 \$20 \$211 \$1 \$0 \$0 \$0	\$ Difference -\$60 <i>CN Award</i> <i>Cost + Cont.</i> \$223	
Atchison	OO	1S3026F	8/2014	Thin pavement treatment from Rte. W to end of route, near Fairfax.	\$116	\$111	-4.31%
		Completion 1/21/2016	Reason(s): * The project cost to complete was within +/- 10 percent of the estimate.	<i>PE:</i> \$4 <i>CE Inc:</i> \$7 <i>CN:</i> \$105 <i>RW Inc:</i> \$0 <i>RW:</i> \$0 <i>Utilities:</i> \$0 <i>NonContract:</i> \$0 <i>Other:</i> \$0 <i>Budget Transfer:</i> \$0	\$1 \$3 \$107 \$0 \$0 \$0 \$0	\$ Difference -\$5 <i>CN Award</i> <i>Cost + Cont.</i> \$114	

Program Estimates Compared to Costs of Projects Completed SFY 2016
RSMo.21.795.2(5,6)

(Dollars in Thousands)

County	Route	Job Number	SFY Award Date	Description of Improvement / Location	Estimate	Cost to Complete	Percent Difference	
Atchison	T	1S3026D	8/2014	Thin pavement treatment from Iowa State line to Rte. 275. Reason(s): * The cost estimate deviated from the actual cost due to changes made to the project during construction.	\$271	\$457	68.63%	
					<i>PE:</i>	\$7	\$1	\$ Difference
					<i>CE Inc:</i>	\$17	\$14	\$186
					<i>CN:</i>	\$247	\$441	
					<i>RW Inc:</i>	\$0	\$0	
					<i>RW:</i>	\$0	\$0	<i>CN Award</i>
					<i>Utilities:</i>	\$0	\$0	<i>Cost + Cont.</i>
					<i>NonContract:</i>	\$0	\$0	<i>\$264</i>
					<i>Other:</i>	\$0	\$0	
					<i>Budget Transfer:</i>	\$0	\$0	
Atchison	W	1S3026E	8/2014	Thin pavement treatment from Rte. J to I-29 near Fairfax. Reason(s): * The project cost to complete was within +/- 10 percent of the estimate.	\$302	\$290	-3.97%	
					<i>PE:</i>	\$8	\$2	\$ Difference
					<i>CE Inc:</i>	\$19	\$8	-\$12
					<i>CN:</i>	\$275	\$281	
					<i>RW Inc:</i>	\$0	\$0	
					<i>RW:</i>	\$0	\$0	<i>CN Award</i>
					<i>Utilities:</i>	\$0	\$0	<i>Cost + Cont.</i>
					<i>NonContract:</i>	\$0	\$0	<i>\$291</i>
					<i>Other:</i>	\$0	\$0	
					<i>Budget Transfer:</i>	\$0	\$0	
Buchanan	229	1I3033	6/2014	Bridge repairs on I-229 viaduct through downtown St. Joseph. Project involves bridge A2225 in the northbound and southbound lanes. Reason(s): * The cost estimate deviated from the actual cost due to additional requirements after estimates were established and changes made to the project during construction.	\$2,050	\$2,346	14.44%	
					<i>PE:</i>	\$142	\$23	\$ Difference
					<i>CE Inc:</i>	\$123	\$95	\$296
					<i>CN:</i>	\$1,785	\$2,228	
					<i>RW Inc:</i>	\$0	\$0	
					<i>RW:</i>	\$0	\$0	<i>CN Award</i>
					<i>Utilities:</i>	\$0	\$0	<i>Cost + Cont.</i>
					<i>NonContract:</i>	\$0	\$0	<i>\$2,170</i>
					<i>Other:</i>	\$0	\$0	
					<i>Budget Transfer:</i>	\$0	\$0	

Program Estimates Compared to Costs of Projects Completed SFY 2016
RSMo.21.795.2(5,6)

(Dollars in Thousands)

County	Route	Job Number	SFY Award Date	Description of Improvement / Location	Estimate	Cost to Complete	Percent Difference
Buchanan	29	1S3047	12/2014	Intersection improvements for pedestrian access from County Line Road to Karnes Road in St. Joseph. \$205,000 District Transportation Enhancement funds.	\$295	\$874	196.27%
		Completion 3/18/2016	Reason(s):	* The cost estimate deviated from the actual cost due to additional requirements after estimates were established, changes made to the project during construction, and higher than expected inspection costs.	<i>PE:</i> \$22	\$60	\$ Difference \$579
					<i>CE Inc:</i> \$17	\$112	
					<i>CN:</i> \$252	\$703	
					<i>RW Inc:</i> \$0	\$0	
					<i>RW:</i> \$0	\$0	<i>CN Award</i>
					<i>Utilities:</i> \$4	\$0	<i>Cost + Cont.</i>
					<i>NonContract:</i> \$0	\$0	<i>\$624</i>
					<i>Other:</i> \$0	\$0	
					<i>Budget Transfer:</i> \$0	\$0	
Buchanan	29	1S3049	12/2014	Construct sidewalks and curbs from County Line Road to Karnes Road in St. Joseph. \$196,000 District Transportation Enhancement funds.	\$332	\$497	49.70%
		Completion 3/18/2016	Reason(s):	* The cost estimate deviated from the actual cost due to changing conditions after the estimate was established and changes made to project during construction.	<i>PE:</i> \$23	\$27	\$ Difference \$165
					<i>CE Inc:</i> \$16	\$19	
					<i>CN:</i> \$241	\$441	
					<i>RW Inc:</i> \$3	\$10	
					<i>RW:</i> \$45	\$0	<i>CN Award</i>
					<i>Utilities:</i> \$4	\$0	<i>Cost + Cont.</i>
					<i>NonContract:</i> \$0	\$0	<i>\$424</i>
					<i>Other:</i> \$0	\$0	
					<i>Budget Transfer:</i> \$0	\$0	
Buchanan	36	1P3094	7/2015	High friction surface treatment on the westbound lanes between 10th Street and 16th Street in St. Joseph. \$164,900 Accelerated Innovative Deployment (AID) and \$12,000 AID credit for testing.	\$223	\$129	-42.15%
		Completion 4/6/2016	Reason(s):	* The cost estimate deviated from the actual cost due to competition among contractors.	<i>PE:</i> \$3	\$3	\$ Difference -\$94
					<i>CE Inc:</i> \$14	\$9	
					<i>CN:</i> \$206	\$118	
					<i>RW Inc:</i> \$0	\$0	
					<i>RW:</i> \$0	\$0	<i>CN Award</i>
					<i>Utilities:</i> \$0	\$0	<i>Cost + Cont.</i>
					<i>NonContract:</i> \$0	\$0	<i>\$123</i>
					<i>Other:</i> \$0	\$0	
					<i>Budget Transfer:</i> \$0	\$0	

Program Estimates Compared to Costs of Projects Completed SFY 2016
RSMo.21.795.2(5,6)

(Dollars in Thousands)

County	Route	Job Number	SFY Award Date	Description of Improvement / Location	Estimate	Cost to Complete	Percent Difference	
Buchanan	6	153032	12/2013	Construct sidewalks and pedestrian crossings from Rte. 169 (Belt Hwy.) to Woodbine Road, in St. Joseph. Statewide Transportation Enhancements funds.	\$645	\$1,143	77.21%	
					<i>PE:</i>	\$41	\$95	\$ Difference
					<i>CE Inc:</i>	\$34	\$124	\$498
					<i>CN:</i>	\$490	\$726	
					<i>RW Inc:</i>	\$10	\$44	
					<i>RW:</i>	\$20	\$154	<i>CN Award</i>
					<i>Utilities:</i>	\$50	\$0	<i>Cost + Cont.</i>
					<i>NonContract:</i>	\$0	\$0	<i>\$745</i>
					<i>Other:</i>	\$0	\$0	
					<i>Budget Transfer:</i>	\$0	\$0	
Buchanan	752	153081	12/2013	Install pedestrian warning light at the intersection with Gordon Street in St. Joseph. Funding through Safe Routes to School Program.	\$19	\$22	15.79%	
					<i>PE:</i>	\$2	\$0	\$ Difference
					<i>CE Inc:</i>	\$1	\$2	\$3
					<i>CN:</i>	\$16	\$20	
					<i>RW Inc:</i>	\$0	\$0	
					<i>RW:</i>	\$0	\$0	<i>CN Award</i>
					<i>Utilities:</i>	\$0	\$0	<i>Cost + Cont.</i>
					<i>NonContract:</i>	\$0	\$0	<i>\$19</i>
					<i>Other:</i>	\$0	\$0	
					<i>Budget Transfer:</i>	\$0	\$0	
Carroll	W	153036B	10/2013	Pavement treatment from Rte. 65 to Rte. JJ at the Ray County line.	\$1,287	\$861	-33.10%	
					<i>PE:</i>	\$58	\$1	\$ Difference
					<i>CE Inc:</i>	\$79	\$40	-\$426
					<i>CN:</i>	\$1,150	\$820	
					<i>RW Inc:</i>	\$0	\$0	
					<i>RW:</i>	\$0	\$0	<i>CN Award</i>
					<i>Utilities:</i>	\$0	\$0	<i>Cost + Cont.</i>
					<i>NonContract:</i>	\$0	\$0	<i>\$873</i>
					<i>Other:</i>	\$0	\$0	
					<i>Budget Transfer:</i>	\$0	\$0	

Program Estimates Compared to Costs of Projects Completed SFY 2016
RSMo.21.795.2(5,6)

(Dollars in Thousands)

County	Route	Job Number	SFY Award Date	Description of Improvement / Location	Estimate	Cost to Complete	Percent Difference	
Chariton	139	252190	11/2013	Replace bridge over Stanley Lake 0.2 mile south of Sumner. Project involves bridge R0421.	\$2,708	\$2,575	-4.91%	
					<i>PE:</i>	\$272	\$295	\$ Difference
					<i>CE Inc:</i>	\$155	\$107	-\$133
					<i>CN:</i>	\$2,261	\$2,173	
					<i>RW Inc:</i>	\$10	\$0	
					<i>RW:</i>	\$10	\$0	<i>CN Award</i>
					<i>Utilities:</i>	\$0	\$0	<i>Cost + Cont.</i>
					<i>NonContract:</i>	\$0	\$0	\$2,244
					<i>Other:</i>	\$0	\$0	
					<i>Budget Transfer:</i>	\$0	\$0	
Clinton	35	112158	8/2013	Replace bridge decks on twin structures over 232nd Street (county road) 2.9 miles south of Rte. 116 near Lathrop. Project involves bridge A0997 in the northbound and southbound lanes.	\$748	\$1,492	99.47%	
					<i>PE:</i>	\$38	\$8	\$ Difference
					<i>CE Inc:</i>	\$44	\$116	\$744
					<i>CN:</i>	\$661	\$1,364	
					<i>RW Inc:</i>	\$2	\$3	
					<i>RW:</i>	\$3	\$0	<i>CN Award</i>
					<i>Utilities:</i>	\$0	\$0	<i>Cost + Cont.</i>
					<i>NonContract:</i>	\$0	\$0	\$1,390
					<i>Other:</i>	\$0	\$0	
					<i>Budget Transfer:</i>	\$0	\$0	
Daviess	35	212166E	4/2014	Job Order Contracting for pavement repair from Rte. 6 in Daviess County near Winston to the Clay County line.	\$270	\$51	-81.11%	
					<i>PE:</i>	\$2	\$0	\$ Difference
					<i>CE Inc:</i>	\$18	\$3	-\$219
					<i>CN:</i>	\$250	\$48	
					<i>RW Inc:</i>	\$0	\$0	
					<i>RW:</i>	\$0	\$0	<i>CN Award</i>
					<i>Utilities:</i>	\$0	\$0	<i>Cost + Cont.</i>
					<i>NonContract:</i>	\$0	\$0	\$250
					<i>Other:</i>	\$0	\$0	
					<i>Budget Transfer:</i>	\$0	\$0	

Program Estimates Compared to Costs of Projects Completed SFY 2016
RSMo.21.795.2(5,6)

(Dollars in Thousands)

County	Route	Job Number	SFY Award Date	Description of Improvement / Location	Estimate	Cost to Complete	Percent Difference
Daviness	CC	1S3036C	10/2013	Pavement treatment from Rte. 6 to Rte. 13 in Hamilton. Reason(s): * The project cost to complete was within +/- 10 percent of the estimate.	\$751	\$719	-4.26%
					<i>PE:</i> \$34	\$0	\$ Difference
					<i>CE Inc:</i> \$46	\$27	-\$32
					<i>CN:</i> \$671	\$692	
					<i>RW Inc:</i> \$0	\$0	
					<i>RW:</i> \$0	\$0	<i>CN Award</i>
					<i>Utilities:</i> \$0	\$0	<i>Cost + Cont.</i>
					<i>NonContract:</i> \$0	\$0	<i>\$727</i>
					<i>Other:</i> \$0	\$0	
					<i>Budget Transfer:</i> \$0	\$0	
Daviness	F	1S3036D	10/2013	Pavement treatment from Rte. 6 at Jamesport to Rte. W. Reason(s): * The cost estimate deviated from the actual cost due to competition among contractors and lower than expected engineering costs.	\$606	\$427	-29.54%
					<i>PE:</i> \$25	\$0	\$ Difference
					<i>CE Inc:</i> \$37	\$16	-\$179
					<i>CN:</i> \$544	\$411	
					<i>RW Inc:</i> \$0	\$0	
					<i>RW:</i> \$0	\$0	<i>CN Award</i>
					<i>Utilities:</i> \$0	\$0	<i>Cost + Cont.</i>
					<i>NonContract:</i> \$0	\$0	<i>\$394</i>
					<i>Other:</i> \$0	\$0	
					<i>Budget Transfer:</i> \$0	\$0	
Gentry	F	1L1500D	12/2014	Thin pavement treatment from Rte. O to Rte. 136 near Stanberry. Reason(s): * The cost estimate deviated from the actual cost due to redesigns, changes made to project during construction and lower than expected inspection costs.	\$443	\$347	-21.67%
					<i>PE:</i> \$4	\$0	\$ Difference
					<i>CE Inc:</i> \$28	\$9	-\$96
					<i>CN:</i> \$411	\$339	
					<i>RW Inc:</i> \$0	\$0	
					<i>RW:</i> \$0	\$0	<i>CN Award</i>
					<i>Utilities:</i> \$0	\$0	<i>Cost + Cont.</i>
					<i>NonContract:</i> \$0	\$0	<i>\$372</i>
					<i>Other:</i> \$0	\$0	
					<i>Budget Transfer:</i> \$0	\$0	

Program Estimates Compared to Costs of Projects Completed SFY 2016
RSMo.21.795.2(5,6)

(Dollars in Thousands)

County	Route	Job Number	SFY Award Date	Description of Improvement / Location	Estimate	Cost to Complete	Percent Difference	
Gentry	T	1L1500C	12/2014	Thin pavement treatment from Rte. A to end of route near Gentryville. Reason(s): * The project cost to complete was within +/- 10 percent of the estimate.	\$152	\$160	5.26%	
					<i>PE:</i>	\$2	\$0	\$ Difference
					<i>CE Inc:</i>	\$10	\$5	\$8
					<i>CN:</i>	\$140	\$156	
					<i>RW Inc:</i>	\$0	\$0	
					<i>RW:</i>	\$0	\$0	<i>CN Award</i>
					<i>Utilities:</i>	\$0	\$0	<i>Cost + Cont.</i>
					<i>NonContract:</i>	\$0	\$0	<i>\$134</i>
					<i>Other:</i>	\$0	\$0	
					<i>Budget Transfer:</i>		\$0	
Gentry	UU	1L1500F	12/2014	Thin pavement treatment from Rte. M to Rte. BB near Island City. Reason(s): * The cost estimate deviated from the actual cost due to redesigns, irregularities in pavement and lower than expected inspection costs.	\$301	\$247	-17.94%	
					<i>PE:</i>	\$3	\$0	\$ Difference
					<i>CE Inc:</i>	\$19	\$9	-\$54
					<i>CN:</i>	\$279	\$238	
					<i>RW Inc:</i>	\$0	\$0	
					<i>RW:</i>	\$0	\$0	<i>CN Award</i>
					<i>Utilities:</i>	\$0	\$0	<i>Cost + Cont.</i>
					<i>NonContract:</i>	\$0	\$0	<i>\$238</i>
					<i>Other:</i>	\$0	\$0	
					<i>Budget Transfer:</i>		\$0	
Gentry	UU	1L1500G	12/2014	Thin pavement treatment from Rte. UU to end of route at Island City. Reason(s): * The cost estimate deviated from the actual cost due to redesigns, irregularities in pavement and lower than expected design cost.	\$23	\$19	-17.39%	
					<i>PE:</i>	\$1	\$0	\$ Difference
					<i>CE Inc:</i>	\$1	\$1	-\$4
					<i>CN:</i>	\$21	\$19	
					<i>RW Inc:</i>	\$0	\$0	
					<i>RW:</i>	\$0	\$0	<i>CN Award</i>
					<i>Utilities:</i>	\$0	\$0	<i>Cost + Cont.</i>
					<i>NonContract:</i>	\$0	\$0	<i>\$19</i>
					<i>Other:</i>	\$0	\$0	
					<i>Budget Transfer:</i>		\$0	

Program Estimates Compared to Costs of Projects Completed SFY 2016
RSMo.21.795.2(5,6)

(Dollars in Thousands)

County	Route	Job Number	SFY Award Date	Description of Improvement / Location	Estimate	Cost to Complete	Percent Difference
Gentry	W	1L1500E	12/2014	Thin pavement treatment from Rte. 136 to end of route near Stanberry. * The cost estimate deviated from the actual cost due to redesigns, irregularities in pavement, changes made to project during construction and lower than expected inspection costs.	\$301	\$227	-24.58%
					PE: \$3	\$0	\$ Difference
					CE Inc: \$19	\$6	-\$74
					CN: \$279	\$221	
		Completion 5/19/2016	Reason(s):		RW Inc: \$0	\$0	
					RW: \$0	\$0	CN Award
					Utilities: \$0	\$0	Cost + Cont.
					NonContract: \$0	\$0	\$242
					Other: \$0	\$0	
					Budget Transfer: \$0	\$0	
Harrison	W	1L1500B	12/2014	Thin pavement treatment from Rte. M to Bethany. * The cost estimate deviated from the actual cost due to redesigns, irregularities in pavement, changes made to project during construction and lower than expected inspection costs.	\$1,243	\$739	-40.55%
					PE: \$11	\$1	\$ Difference
					CE Inc: \$79	\$17	-\$504
					CN: \$1,153	\$721	
		Completion 5/19/2016	Reason(s):		RW Inc: \$0	\$0	
					RW: \$0	\$0	CN Award
					Utilities: \$0	\$0	Cost + Cont.
					NonContract: \$0	\$0	\$819
					Other: \$0	\$0	
					Budget Transfer: \$0	\$0	
Holt	29	1I2212	2/2014	Resurface roadway from Rte. 59, south of Oregon, to the Bus. 71 interchange north of St. Joseph. * The cost estimate deviated from the actual cost due to additional requirements after estimates were established.	\$7,413	\$9,577	29.19%
					PE: \$146	\$33	\$ Difference
					CE Inc: \$467	\$586	\$2164
					CN: \$6,800	\$8,957	
		Completion 3/18/2016	Reason(s):		RW Inc: \$0	\$0	
					RW: \$0	\$0	CN Award
					Utilities: \$0	\$0	Cost + Cont.
					NonContract: \$0	\$0	\$9,120
					Other: \$0	\$0	
					Budget Transfer: \$0	\$0	

Program Estimates Compared to Costs of Projects Completed SFY 2016
RSMo.21.795.2(5,6)

(Dollars in Thousands)

County	Route	Job Number	SFY Award Date	Description of Improvement / Location	Estimate	Cost to Complete	Percent Difference
Holt	P	1S3026B	8/2014	Thin pavement treatment from Rte. 118 to Rte. 159 near Fortescue.	\$295	\$232	-21.36%
		Completion 1/21/2016	Reason(s):	* The cost estimate deviated from the actual cost due to performing projects in combination and lower than expected inspection costs.	<i>PE:</i> \$8 <i>CE Inc:</i> \$18 <i>CN:</i> \$269 <i>RW Inc:</i> \$0 <i>RW:</i> \$0 <i>Utilities:</i> \$0 <i>NonContract:</i> \$0 <i>Other:</i> \$0 <i>Budget Transfer:</i> \$0	\$6 \$9 \$217 \$0 \$0 \$0 \$0 \$0	\$ Difference -\$63 <i>CN Award</i> <i>Cost + Cont.</i> <i>\$209</i>
Linn	B	1S3080	10/2013	Replace bridge over Locust Creek 0.1 mile east of Rte. Y, near Linneus. Project involves bridge X0480.	\$1,294	\$1,650	27.51%
		Completion 7/6/2015	Reason(s):	* The cost estimate deviated from the actual cost due to additional requirements after estimates were established and higher than expected inspection costs.	<i>PE:</i> \$306 <i>CE Inc:</i> \$63 <i>CN:</i> \$918 <i>RW Inc:</i> \$2 <i>RW:</i> \$5 <i>Utilities:</i> \$0 <i>NonContract:</i> \$0 <i>Other:</i> \$0 <i>Budget Transfer:</i> \$0	\$273 \$171 \$1,202 \$3 \$1 \$0 \$0 \$0	\$ Difference \$356 <i>CN Award</i> <i>Cost + Cont.</i> <i>\$1,235</i>
Livingston	V	2S0787	2/2013	Cost share project with the city of Chillicothe for bridge improvements over IMLR railroad 0.5 mile north of Chillicothe. Project involves bridge Y0570. \$1,500,000 from the city of Chillicothe, \$1,334,000 from Cost Share funds.	\$3,696	\$2,865	-22.48%
		Completion 8/5/2015	Reason(s):	* The cost estimate deviated from the actual cost due to lower than expected right of way and utility costs, competition among contractors and changes in market prices for project components.	<i>PE:</i> \$270 <i>CE Inc:</i> \$111 <i>CN:</i> \$1,618 <i>RW Inc:</i> \$265 <i>RW:</i> \$1,060 <i>Utilities:</i> \$372 <i>NonContract:</i> \$0 <i>Other:</i> \$0 <i>Budget Transfer:</i> \$0	\$396 \$44 \$1,526 \$97 \$794 \$7 \$0 \$0	\$ Difference -\$831 <i>CN Award</i> <i>Cost + Cont.</i> <i>\$1,485</i>

Program Estimates Compared to Costs of Projects Completed SFY 2016
RSMo.21.795.2(5,6)

(Dollars in Thousands)

County	Route	Job Number	SFY Award Date	Description of Improvement / Location	Estimate	Cost to Complete	Percent Difference	
Nodaway	C	150992	11/2013	Replace bridge deck over Mill Creek 0.7 mile east of Rte. YY near Elmo. Project involves bridge A1379.	\$286	\$347	21.33%	
					<i>PE:</i>	\$22	\$23	\$ Difference
					<i>CE Inc:</i>	\$17	\$26	\$61
					<i>CN:</i>	\$247	\$298	
					<i>RW Inc:</i>	\$0	\$0	
					<i>RW:</i>	\$0	\$0	<i>CN Award</i>
					<i>Utilities:</i>	\$0	\$0	<i>Cost + Cont.</i>
					<i>NonContract:</i>	\$0	\$0	<i>\$303</i>
					<i>Other:</i>	\$0	\$0	
					<i>Budget Transfer:</i>	\$0	\$0	
Nodaway	M	153014	8/2014	Replace bridge deck over 102 River near Barnard. Project involves bridge J0446.	\$1,197	\$1,105	-7.69%	
					<i>PE:</i>	\$110	\$32	\$ Difference
					<i>CE Inc:</i>	\$70	\$115	-\$92
					<i>CN:</i>	\$1,017	\$958	
					<i>RW Inc:</i>	\$0	\$0	
					<i>RW:</i>	\$0	\$0	<i>CN Award</i>
					<i>Utilities:</i>	\$0	\$0	<i>Cost + Cont.</i>
					<i>NonContract:</i>	\$0	\$0	<i>\$958</i>
					<i>Other:</i>	\$0	\$0	
					<i>Budget Transfer:</i>	\$0	\$0	
Putnam	129	153044	8/2014	Replace bridge deck over Shoal Creek, 1.7 miles south of the Iowa State line near Powersville. Project involves bridge X0239.	\$253	\$238	-5.93%	
					<i>PE:</i>	\$13	\$14	\$ Difference
					<i>CE Inc:</i>	\$15	\$23	-\$15
					<i>CN:</i>	\$225	\$202	
					<i>RW Inc:</i>	\$0	\$0	
					<i>RW:</i>	\$0	\$0	<i>CN Award</i>
					<i>Utilities:</i>	\$0	\$0	<i>Cost + Cont.</i>
					<i>NonContract:</i>	\$0	\$0	<i>\$209</i>
					<i>Other:</i>	\$0	\$0	
					<i>Budget Transfer:</i>	\$0	\$0	

Program Estimates Compared to Costs of Projects Completed SFY 2016
RSMo.21.795.2(5,6)

(Dollars in Thousands)

County	Route	Job Number	SFY Award Date	Description of Improvement / Location	Estimate	Cost to Complete	Percent Difference	
Putnam	136	1P3042	8/2014	Replace bridge deck over Shoal Creek just west of Rte. 149, near Glendale. Project involves bridge H0439. Reason(s): * The cost estimate deviated from the actual cost due to performing projects in combination.	\$1,055	\$936	-11.28%	
					<i>PE:</i>	\$46	\$41	\$ Difference
					<i>CE Inc:</i>	\$65	\$113	-\$119
					<i>CN:</i>	\$944	\$782	
					<i>RW Inc:</i>	\$0	\$0	
					<i>RW:</i>	\$0	\$0	<i>CN Award</i>
					<i>Utilities:</i>	\$0	\$0	<i>Cost + Cont.</i>
					<i>NonContract:</i>	\$0	\$0	<i>\$782</i>
					<i>Other:</i>	\$0	\$0	
					<i>Budget Transfer:</i>	\$0	\$0	
Putnam	E	1S3045	8/2014	Replace bridge deck over Branch of Medicine Creek in Powersville. Project involves bridge N0029. Reason(s): * The cost estimate deviated from the actual cost due to performing projects in combination.	\$279	\$213	-23.66%	
					<i>PE:</i>	\$12	\$18	\$ Difference
					<i>CE Inc:</i>	\$17	\$22	-\$66
					<i>CN:</i>	\$250	\$174	
					<i>RW Inc:</i>	\$0	\$0	
					<i>RW:</i>	\$0	\$0	<i>CN Award</i>
					<i>Utilities:</i>	\$0	\$0	<i>Cost + Cont.</i>
					<i>NonContract:</i>	\$0	\$0	<i>\$186</i>
					<i>Other:</i>	\$0	\$0	
					<i>Budget Transfer:</i>	\$0	\$0	
Putnam	W	1S3043	8/2014	Replace bridge deck over the Old Channel Chariton Creek, 2.6 miles east of Rte. FF. Project involves bridge R0309. Reason(s): * The cost estimate deviated from the actual cost due to performing projects in combination and changes made to the project during construction.	\$341	\$302	-11.44%	
					<i>PE:</i>	\$21	\$30	\$ Difference
					<i>CE Inc:</i>	\$21	\$25	-\$39
					<i>CN:</i>	\$299	\$247	
					<i>RW Inc:</i>	\$0	\$0	
					<i>RW:</i>	\$0	\$0	<i>CN Award</i>
					<i>Utilities:</i>	\$0	\$0	<i>Cost + Cont.</i>
					<i>NonContract:</i>	\$0	\$0	<i>\$256</i>
					<i>Other:</i>	\$0	\$0	
					<i>Budget Transfer:</i>	\$0	\$0	

Program Estimates Compared to Costs of Projects Completed SFY 2016
RSMo.21.795.2(5,6)

(Dollars in Thousands)

County	Route	Job Number	SFY Award Date	Description of Improvement / Location	Estimate	Cost to Complete	Percent Difference
Various	Various	1P2223	6/2012	Job Order Contracting for guard cable and guardrail repair on major routes in the Northwest District. Reason(s): * The cost estimate deviated from the actual cost due to this being a Job Order Contracting repair project. The need for repairs was higher than estimated.	\$301	\$532	76.74%
					PE: \$1	\$0	\$ Difference
					CE Inc: \$0	\$0	\$231
					CN: \$300	\$232	
					RW Inc: \$0	\$0	
					RW: \$0	\$0	CN Award
					Utilities: \$0	\$0	Cost + Cont.
					NonContract: \$0	\$0	\$242
					Other: \$0	\$0	
					Budget Transfer:	\$300	
Various	Various	1P3091	0/2015	On-call work zone enforcement at various locations in the Northwest District. Reason(s): * The cost estimate deviated from the actual cost due to this being an on-call work zone enforcement project. The need for enforcement was not as high as estimated.	\$15	\$2	-86.67%
					PE: \$0	\$0	\$ Difference
					CE Inc: \$0	\$0	-\$13
					CN: \$0	\$0	
					RW Inc: \$0	\$0	
					RW: \$0	\$0	CN Award
					Utilities: \$0	\$0	Cost + Cont. \$0
					NonContract: \$15	\$2	
					Other: \$0	\$0	
					Budget Transfer:	\$0	
Various	Various	1P3098	0/2016	On-call work zone enforcement at various locations in the Northwest District. Reason(s): * The cost estimate deviated from the actual cost due to this being an on-call work zone enforcement project. The need for enforcement was not as high as estimated.	\$15	\$1	-93.33%
					PE: \$0	\$0	\$ Difference
					CE Inc: \$0	\$0	-\$14
					CN: \$0	\$0	
					RW Inc: \$0	\$0	
					RW: \$0	\$0	CN Award
					Utilities: \$0	\$0	Cost + Cont. \$0
					NonContract: \$15	\$0	
					Other: \$1	\$1	
					Budget Transfer:	\$0	

Program Estimates Compared to Costs of Projects Completed SFY 2016
RSMo.21.795.2(5,6)

(Dollars in Thousands)

County	Route	Job Number	SFY Award Date	Description of Improvement / Location	Estimate	Cost to Complete	Percent Difference	
Various	Various	9P2264K	2/2014	Signing and striping improvements at various intersections in the Northwest District. Open Container funds.	\$82	\$75	-8.54%	
					<i>PE:</i>	\$10	\$0	\$ Difference
					<i>CE Inc:</i>	\$5	\$17	-\$7
					<i>CN:</i>	\$67	\$58	
					<i>RW Inc:</i>	\$0	\$0	
					<i>RW:</i>	\$0	\$0	<i>CN Award</i>
					<i>Utilities:</i>	\$0	\$0	<i>Cost + Cont.</i>
					<i>NonContract:</i>	\$0	\$0	<i>\$84</i>
					<i>Other:</i>	\$0	\$0	
					<i>Budget Transfer:</i>		\$0	
Worth	E	1L1500J	12/2014	Thin pavement treatment from Rte. 169 to Rte. K near the Iowa State line.	\$270	\$230	-14.81%	
					<i>PE:</i>	\$3	\$0	\$ Difference
					<i>CE Inc:</i>	\$17	\$6	-\$40
					<i>CN:</i>	\$250	\$224	
					<i>RW Inc:</i>	\$0	\$0	
					<i>RW:</i>	\$0	\$0	<i>CN Award</i>
					<i>Utilities:</i>	\$0	\$0	<i>Cost + Cont.</i>
					<i>NonContract:</i>	\$0	\$0	<i>\$231</i>
					<i>Other:</i>	\$0	\$0	
					<i>Budget Transfer:</i>		\$0	
Worth	H	1L1500H	12/2014	Thin pavement treatment from Iowa State line to Rte. 246 at Sheridan.	\$279	\$266	-4.66%	
					<i>PE:</i>	\$3	\$0	\$ Difference
					<i>CE Inc:</i>	\$18	\$8	-\$13
					<i>CN:</i>	\$258	\$258	
					<i>RW Inc:</i>	\$0	\$0	
					<i>RW:</i>	\$0	\$0	<i>CN Award</i>
					<i>Utilities:</i>	\$0	\$0	<i>Cost + Cont.</i>
					<i>NonContract:</i>	\$0	\$0	<i>\$235</i>
					<i>Other:</i>	\$0	\$0	
					<i>Budget Transfer:</i>		\$0	

Program Estimates Compared to Costs of Projects Completed SFY 2016
RSMo.21.795.2(5,6)

(Dollars in Thousands)

County	Route	Job Number	SFY Award Date	Description of Improvement / Location	Estimate	Cost to Complete	Percent Difference
Worth	J	1L1500M	12/2014	Thin pavement treatment from Rte. Z to end of route.	\$211	\$212	0.47%
		Completion 5/19/2016	Reason(s):	* The project cost to complete was within +/- 10 percent of the estimate.	<i>PE:</i> \$2 <i>CE Inc:</i> \$13 <i>CN:</i> \$196 <i>RW Inc:</i> \$0 <i>RW:</i> \$0 <i>Utilities:</i> \$0 <i>NonContract:</i> \$0 <i>Other:</i> \$0 <i>Budget Transfer:</i> \$0	\$0 \$5 \$207 \$0 \$0 \$0 \$0 \$0	\$ Difference \$1 <i>CN Award</i> <i>Cost + Cont.</i> <i>\$181</i>
Worth	K	1L1500I	12/2014	Thin pavement treatment from Rte. E to Rte. 46 near Grant City.	\$347	\$353	1.73%
		Completion 5/19/2016	Reason(s):	* The project cost to complete was within +/- 10 percent of the estimate.	<i>PE:</i> \$3 <i>CE Inc:</i> \$22 <i>CN:</i> \$322 <i>RW Inc:</i> \$0 <i>RW:</i> \$0 <i>Utilities:</i> \$0 <i>NonContract:</i> \$0 <i>Other:</i> \$0 <i>Budget Transfer:</i> \$0	\$0 \$8 \$345 \$0 \$0 \$0 \$0 \$0	\$ Difference \$6 <i>CN Award</i> <i>Cost + Cont.</i> <i>\$309</i>
Worth	T	1L1500K	12/2014	Thin pavement treatment from Iowa State line to Rte. 46 at Allendale.	\$416	\$312	-25.00%
		Completion 5/19/2016	Reason(s):	* The cost estimate deviated from the actual cost due to redesigns, irregularities in pavement, changes made to project during construction and lower than expected inspection costs.	<i>PE:</i> \$4 <i>CE Inc:</i> \$26 <i>CN:</i> \$386 <i>RW Inc:</i> \$0 <i>RW:</i> \$0 <i>Utilities:</i> \$0 <i>NonContract:</i> \$0 <i>Other:</i> \$0 <i>Budget Transfer:</i> \$0	\$0 \$12 \$300 \$0 \$0 \$0 \$0 \$0	\$ Difference -\$104 <i>CN Award</i> <i>Cost + Cont.</i> <i>\$327</i>

Program Estimates Compared to Costs of Projects Completed SFY 2016
RSMo.21.795.2(5,6)

(Dollars in Thousands)

County	Route	Job Number	SFY Award Date	Description of Improvement / Location	Estimate	Cost to Complete	Percent Difference
Worth	Z	1L1500L	12/2014	Thin pavement treatment from Rte. 46 to Rte. W near Grant City. Reason(s): * The project cost to complete was within +/- 10 percent of the estimate.	\$329	\$342	3.95%
					<i>PE:</i> \$3	\$0	\$ Difference
					<i>CE Inc:</i> \$21	\$13	\$13
					<i>CN:</i> \$305	\$329	
					<i>RW Inc:</i> \$0	\$0	
					<i>RW:</i> \$0	\$0	<i>CN Award</i>
					<i>Utilities:</i> \$0	\$0	<i>Cost + Cont.</i>
					<i>NonContract:</i> \$0	\$0	<i>\$282</i>
					<i>Other:</i> \$0	\$0	
					<i>Budget Transfer:</i> \$0	\$0	
Adair	D	3P2233I	4/2014	Replace bridge deck over Shuteye Creek 1.8 miles east of Rte. O near Novinger. Project involves bridge P0957. Reason(s): * The cost estimate deviated from the actual cost due to additional requirements after estimates were established and higher than expected design cost.	\$227	\$290	27.75%
					<i>PE:</i> \$2	\$28	\$ Difference
					<i>CE Inc:</i> \$14	\$6	\$63
					<i>CN:</i> \$211	\$255	
					<i>RW Inc:</i> \$0	\$0	
					<i>RW:</i> \$0	\$0	<i>CN Award</i>
					<i>Utilities:</i> \$0	\$0	<i>Cost + Cont.</i>
					<i>NonContract:</i> \$0	\$0	<i>\$260</i>
					<i>Other:</i> \$0	\$0	
					<i>Budget Transfer:</i> \$0	\$0	
Adair	K	3P2233J	4/2014	Replace bridge deck over Billy's Creek 2.1 miles south of Rte. DD near Novinger. Project involves bridge N0534. Reason(s): * The cost estimate deviated from the actual cost due to additional requirements after estimates were established and higher than expected design cost.	\$222	\$253	13.96%
					<i>PE:</i> \$2	\$21	\$ Difference
					<i>CE Inc:</i> \$14	\$6	\$31
					<i>CN:</i> \$206	\$226	
					<i>RW Inc:</i> \$0	\$0	
					<i>RW:</i> \$0	\$0	<i>CN Award</i>
					<i>Utilities:</i> \$0	\$0	<i>Cost + Cont.</i>
					<i>NonContract:</i> \$0	\$0	<i>\$225</i>
					<i>Other:</i> \$0	\$0	
					<i>Budget Transfer:</i> \$0	\$0	

Program Estimates Compared to Costs of Projects Completed SFY 2016
RSMo.21.795.2(5,6)

(Dollars in Thousands)

County	Route	Job Number	SFY Award Date	Description of Improvement / Location	Estimate	Cost to Complete	Percent Difference	
Adair	KK	3P2233K	4/2014	Replace bridge deck over Bear Creek 0.8 mile west of Rte. F near Millard. Project involves bridge N0557.	\$230	\$252	9.57%	
					<i>PE:</i>	\$2	\$14	\$ Difference
					<i>CE Inc:</i>	\$15	\$5	\$22
					<i>CN:</i>	\$213	\$232	
					<i>RW Inc:</i>	\$0	\$0	
					<i>RW:</i>	\$0	\$0	<i>CN Award</i>
					<i>Utilities:</i>	\$0	\$0	<i>Cost + Cont.</i>
					<i>NonContract:</i>	\$0	\$0	<i>\$240</i>
					<i>Other:</i>	\$0	\$0	
					<i>Budget Transfer:</i>	\$0	\$0	
Audrain	54	3P2232	2/2014	Pavement improvements from Rte. J in Mexico to Rte. 19 south junction near Martinsburg (two disconnected sections).	\$1,242	\$1,581	27.29%	
					<i>PE:</i>	\$93	\$60	\$ Difference
					<i>CE Inc:</i>	\$74	\$66	\$339
					<i>CN:</i>	\$1,075	\$1,456	
					<i>RW Inc:</i>	\$0	\$0	
					<i>RW:</i>	\$0	\$0	<i>CN Award</i>
					<i>Utilities:</i>	\$0	\$0	<i>Cost + Cont.</i>
					<i>NonContract:</i>	\$0	\$0	<i>\$1,307</i>
					<i>Other:</i>	\$0	\$0	
					<i>Budget Transfer:</i>	\$0	\$0	
Audrain	AA	2L1601B	7/2015	Pavement treatment from Rte. BB north junction to Rte. 19 in Wellsville.	\$121	\$118	-2.48%	
					<i>PE:</i>	\$2	\$6	\$ Difference
					<i>CE Inc:</i>	\$8	\$16	-\$3
					<i>CN:</i>	\$111	\$96	
					<i>RW Inc:</i>	\$0	\$0	
					<i>RW:</i>	\$0	\$0	<i>CN Award</i>
					<i>Utilities:</i>	\$0	\$0	<i>Cost + Cont.</i>
					<i>NonContract:</i>	\$0	\$0	<i>\$98</i>
					<i>Other:</i>	\$0	\$0	
					<i>Budget Transfer:</i>	\$0	\$0	

Program Estimates Compared to Costs of Projects Completed SFY 2016
RSMo.21.795.2(5,6)

(Dollars in Thousands)

County	Route	Job Number	SFY Award Date	Description of Improvement / Location	Estimate	Cost to Complete	Percent Difference
Audrain	FF	3L1500H	11/2014	Thin lift overlay from Rte. M to Elmwood Drive in Mexico.	\$422	\$363	-13.98%
		Completion 6/20/2016	Reason(s):	* The cost estimate deviated from the actual cost due to changes made to project during construction.	<i>PE:</i> \$2	\$0	\$ Difference -\$59
					<i>CE Inc:</i> \$27	\$33	
					<i>CN:</i> \$393	\$330	
					<i>RW Inc:</i> \$0	\$0	
					<i>RW:</i> \$0	\$0	<i>CN Award</i>
					<i>Utilities:</i> \$0	\$0	<i>Cost + Cont.</i>
					<i>NonContract:</i> \$0	\$0	<i>\$427</i>
					<i>Other:</i> \$0	\$0	
					<i>Budget Transfer:</i> \$0	\$0	
Audrain	T	3P2233F	3/2014	Replace bridge deck over Young's Creek 3.7 miles east of Rte. C near Centralia. Project involves bridge P0089. Let in required combination with 3S2163.	\$143	\$245	71.33%
		Completion 7/6/2015	Reason(s):	* The cost estimate deviated from the actual cost due to additional requirements after estimates were established, higher than expected design cost and changes made to project during construction.	<i>PE:</i> \$2	\$21	\$ Difference \$102
					<i>CE Inc:</i> \$9	\$8	
					<i>CN:</i> \$132	\$215	
					<i>RW Inc:</i> \$0	\$0	
					<i>RW:</i> \$0	\$0	<i>CN Award</i>
					<i>Utilities:</i> \$0	\$0	<i>Cost + Cont.</i>
					<i>NonContract:</i> \$0	\$0	<i>\$200</i>
					<i>Other:</i> \$0	\$0	
					<i>Budget Transfer:</i> \$0	\$0	
Lewis	16	2S3053	6/2014	Pedestrian improvements on both sides of road from 0.2 mile east of Rte. 61 to Rte. B in Canton. \$191,000 District Transportation Enhancement funds.	\$254	\$651	156.30%
		Completion 10/5/2015	Reason(s):	* The cost estimate deviated from the actual cost due to additional requirements after estimates were established and higher than expected inspection costs.	<i>PE:</i> \$20	\$27	\$ Difference \$397
					<i>CE Inc:</i> \$15	\$117	
					<i>CN:</i> \$217	\$507	
					<i>RW Inc:</i> \$1	\$0	
					<i>RW:</i> \$1	\$0	<i>CN Award</i>
					<i>Utilities:</i> \$0	\$0	<i>Cost + Cont.</i>
					<i>NonContract:</i> \$0	\$0	<i>\$523</i>
					<i>Other:</i> \$0	\$0	
					<i>Budget Transfer:</i> \$0	\$0	

Program Estimates Compared to Costs of Projects Completed SFY 2016
RSMo.21.795.2(5,6)

(Dollars in Thousands)

County	Route	Job Number	SFY Award Date	Description of Improvement / Location	Estimate	Cost to Complete	Percent Difference
Lewis	16	2S3054	6/2014	Pedestrian improvements on both sides of road from 0.1 mile south of east Lafayette Street to east Clay Street in Monticello. \$43,000 District Transportation Enhancement funds.	\$57	\$177	210.53%
		Completion 10/5/2015	Reason(s):	* The cost estimate deviated from the actual cost due to additional requirements after estimates were established and higher than expected engineering costs.	<i>PE:</i> \$4	\$16	\$ Difference
					<i>CE Inc:</i> \$3	\$46	\$120
					<i>CN:</i> \$47	\$109	
					<i>RW Inc:</i> \$1	\$5	
					<i>RW:</i> \$2	\$2	<i>CN Award</i>
					<i>Utilities:</i> \$0	\$0	<i>Cost + Cont.</i>
					<i>NonContract:</i> \$0	\$0	<i>\$116</i>
					<i>Other:</i> \$0	\$0	
					<i>Budget Transfer:</i> \$0	\$0	
Lewis	61	2L1500C	10/2014	Pavement treatment from Rte. 61 to Rte. B in LaGrange.	\$40	\$58	45.00%
		Completion 3/18/2016	Reason(s):	* The cost estimate deviated from the actual cost due to recent changes in market prices for project components and higher than expected inspection costs.	<i>PE:</i> \$2	\$0	\$ Difference
					<i>CE Inc:</i> \$2	\$7	\$18
					<i>CN:</i> \$36	\$50	
					<i>RW Inc:</i> \$0	\$0	
					<i>RW:</i> \$0	\$0	<i>CN Award</i>
					<i>Utilities:</i> \$0	\$0	<i>Cost + Cont.</i>
					<i>NonContract:</i> \$0	\$0	<i>\$61</i>
					<i>Other:</i> \$0	\$0	
					<i>Budget Transfer:</i> \$0	\$0	
Lewis	B	2L1500B	10/2014	Pavement treatment from Rte. 61 south through Canton and LaGrange to Rte. 61.	\$262	\$304	16.03%
		Completion 3/18/2016	Reason(s):	* The cost estimate deviated from the actual cost due to recent changes in market prices for project components.	<i>PE:</i> \$2	\$0	\$ Difference
					<i>CE Inc:</i> \$17	\$17	\$42
					<i>CN:</i> \$243	\$287	
					<i>RW Inc:</i> \$0	\$0	
					<i>RW:</i> \$0	\$0	<i>CN Award</i>
					<i>Utilities:</i> \$0	\$0	<i>Cost + Cont.</i>
					<i>NonContract:</i> \$0	\$0	<i>\$349</i>
					<i>Other:</i> \$0	\$0	
					<i>Budget Transfer:</i> \$0	\$0	

Program Estimates Compared to Costs of Projects Completed SFY 2016
RSMo.21.795.2(5,6)

(Dollars in Thousands)

County	Route	Job Number	SFY Award Date	Description of Improvement / Location	Estimate	Cost to Complete	Percent Difference
Lewis	N	2S3019	12/2013	Replace bridge deck over Grassy Creek 1.3 miles south of Rte. 6 near Ewing. Project involves bridge N0802. Let in required combination with 2S3017 and 2S3018.	\$226	\$305	34.96%
		Completion 8/20/2015	Reason(s):	* The cost estimate deviated from the actual cost due to additional requirements after estimates were established, higher than expected inspection costs and changes made to project during construction.	<i>PE:</i> \$12	\$0	\$ Difference \$79
					<i>CE Inc:</i> \$14	\$31	
					<i>CN:</i> \$200	\$274	
					<i>RW Inc:</i> \$0	\$0	
					<i>RW:</i> \$0	\$0	<i>CN Award</i>
					<i>Utilities:</i> \$0	\$0	<i>Cost + Cont.</i>
					<i>NonContract:</i> \$0	\$0	<i>\$263</i>
					<i>Other:</i> \$0	\$0	
					<i>Budget Transfer:</i> \$0	\$0	
Lewis	V	2S3018	12/2013	Replace bridge deck over North Fabius River 0.4 mile west of Rte. Z near Maywood. Project involves bridge A1366. Let in required combination with 2S3017 and 2S3019.	\$690	\$754	9.28%
		Completion 8/20/2015	Reason(s):	* The project cost to complete was within +/- 10 percent of the estimate.	<i>PE:</i> \$35	\$1	\$ Difference \$64
					<i>CE Inc:</i> \$42	\$70	
					<i>CN:</i> \$613	\$683	
					<i>RW Inc:</i> \$0	\$0	
					<i>RW:</i> \$0	\$0	<i>CN Award</i>
					<i>Utilities:</i> \$0	\$0	<i>Cost + Cont.</i>
					<i>NonContract:</i> \$0	\$0	<i>\$712</i>
					<i>Other:</i> \$0	\$0	
					<i>Budget Transfer:</i> \$0	\$0	
Lincoln	61	3L1500D	11/2014	Thin lift overlay from Rte. 61 to Rte. KK near Troy.	\$57	\$70	22.81%
		Completion 6/20/2016	Reason(s):	* The cost estimate deviated from the actual cost due to additional requirements after estimates were established and higher than expected inspection costs.	<i>PE:</i> \$2	\$0	\$ Difference \$13
					<i>CE Inc:</i> \$4	\$14	
					<i>CN:</i> \$51	\$56	
					<i>RW Inc:</i> \$0	\$0	
					<i>RW:</i> \$0	\$0	<i>CN Award</i>
					<i>Utilities:</i> \$0	\$0	<i>Cost + Cont.</i>
					<i>NonContract:</i> \$0	\$0	<i>\$66</i>
					<i>Other:</i> \$0	\$0	
					<i>Budget Transfer:</i> \$0	\$0	

Program Estimates Compared to Costs of Projects Completed SFY 2016
RSMo.21.795.2(5,6)

(Dollars in Thousands)

County	Route	Job Number	SFY Award Date	Description of Improvement / Location	Estimate	Cost to Complete	Percent Difference
Lincoln	E	2L1500H	10/2014	Pavement treatment from Rte. O north junction to Rte. UU in Silex. Reason(s): * The project cost to complete was within +/- 10 percent of the estimate.	\$239	\$223	-6.69%
					<i>PE:</i> \$2	\$0	\$ Difference
					<i>CE Inc:</i> \$15	\$19	-\$16
					<i>CN:</i> \$222	\$204	
					<i>RW Inc:</i> \$0	\$0	
					<i>RW:</i> \$0	\$0	<i>CN Award</i>
					<i>Utilities:</i> \$0	\$0	<i>Cost + Cont.</i>
					<i>NonContract:</i> \$0	\$0	<i>\$239</i>
					<i>Other:</i> \$0	\$0	
					<i>Budget Transfer:</i> \$0	\$0	
Lincoln	EE	2L1400E	12/2013	Pavement treatment from Rte. Y to Rte. 47 near Winfield. Let in combination with 2L1400D, 2L1400F and 2L1400G. Reason(s): * The cost estimate deviated from the actual cost due to performing projects in combination.	\$158	\$122	-22.78%
					<i>PE:</i> \$2	\$0	\$ Difference
					<i>CE Inc:</i> \$10	\$15	-\$36
					<i>CN:</i> \$146	\$107	
					<i>RW Inc:</i> \$0	\$0	
					<i>RW:</i> \$0	\$0	<i>CN Award</i>
					<i>Utilities:</i> \$0	\$0	<i>Cost + Cont.</i>
					<i>NonContract:</i> \$0	\$0	<i>\$107</i>
					<i>Other:</i> \$0	\$0	
					<i>Budget Transfer:</i> \$0	\$0	
Lincoln	H	2L1500M	4/2015	High friction surface treatment on curve 0.2 mile north of Rte. BB near Troy. \$96,000 Accelerated Innovation Deployment (AID) and \$12,000 AID credit for testing. Reason(s): * The cost estimate deviated from the actual cost due to competition among contractors.	\$129	\$72	-44.19%
					<i>PE:</i> \$1	\$2	\$ Difference
					<i>CE Inc:</i> \$8	\$11	-\$57
					<i>CN:</i> \$120	\$60	
					<i>RW Inc:</i> \$0	\$0	
					<i>RW:</i> \$0	\$0	<i>CN Award</i>
					<i>Utilities:</i> \$0	\$0	<i>Cost + Cont.</i>
					<i>NonContract:</i> \$0	\$0	<i>\$62</i>
					<i>Other:</i> \$0	\$0	
					<i>Budget Transfer:</i> \$0	\$0	

Program Estimates Compared to Costs of Projects Completed SFY 2016
RSMo.21.795.2(5,6)

(Dollars in Thousands)

County	Route	Job Number	SFY Award Date	Description of Improvement / Location	Estimate	Cost to Complete	Percent Difference
Lincoln	J	2L1400F	12/2013	Pavement treatment from Rte. 47 in Lincoln County to I-70 north outer road near Wright City in Warren County. Let in combination with 2L1400D, 2L1400E and 2L1400G. Reason(s): * The cost estimate deviated from the actual cost due to performing projects in combination.	\$344	\$231	-32.85%
					PE: \$2	\$0	\$ Difference
					CE Inc: \$22	\$19	-\$113
					CN: \$320	\$212	
					RW Inc: \$0	\$0	
					RW: \$0	\$0	CN Award
					Utilities: \$0	\$0	Cost + Cont.
					NonContract: \$0	\$0	\$212
					Other: \$0	\$0	
					Budget Transfer: \$0	\$0	
Lincoln	J	2P2221B	5/2015	Replace bridge deck over Coon Creek 0.5 mile north of Rte. U south junction near Troy. Project involves bridge R0531. Reason(s): * The cost estimate deviated from the actual cost due to additional requirements after estimates were established and higher than expected inspection costs.	\$359	\$464	29.25%
					PE: \$32	\$42	\$ Difference
					CE Inc: \$21	\$79	\$105
					CN: \$304	\$344	
					RW Inc: \$1	\$0	
					RW: \$1	\$0	CN Award
					Utilities: \$0	\$0	Cost + Cont.
					NonContract: \$0	\$0	\$355
					Other: \$0	\$0	
					Budget Transfer: \$0	\$0	
Lincoln	KK	2L1400D	12/2013	Pavement treatment from Rte. 61 east outer road to Rte. W near Troy. Let in combination with 2L1400E, 2L1400F and 2L1400G. Reason(s): * The cost estimate deviated from the actual cost due to performing projects in combination.	\$170	\$149	-12.35%
					PE: \$2	\$0	\$ Difference
					CE Inc: \$11	\$21	-\$21
					CN: \$157	\$128	
					RW Inc: \$0	\$0	
					RW: \$0	\$0	CN Award
					Utilities: \$0	\$0	Cost + Cont.
					NonContract: \$0	\$0	\$127
					Other: \$0	\$0	
					Budget Transfer: \$0	\$0	

Program Estimates Compared to Costs of Projects Completed SFY 2016
RSMo.21.795.2(5,6)

(Dollars in Thousands)

County	Route	Job Number	SFY Award Date	Description of Improvement / Location	Estimate	Cost to Complete	Percent Difference
Lincoln	KK	3L1500C	11/2014	Thin lift overlay from Rte. 61 to Rte. 61 east outer road near Troy. * The cost estimate deviated from the actual cost due to changing conditions after the estimate was established and changes made to project during construction.	\$372	\$284	-23.66%
					<i>PE:</i> \$2	\$0	\$ Difference
					<i>CE Inc:</i> \$24	\$23	-\$88
					<i>CN:</i> \$346	\$260	
					<i>RW Inc:</i> \$0	\$0	
					<i>RW:</i> \$0	\$0	<i>CN Award</i>
					<i>Utilities:</i> \$0	\$0	<i>Cost + Cont.</i>
					<i>NonContract:</i> \$0	\$0	<i>\$300</i>
					<i>Other:</i> \$0	\$0	
					<i>Budget Transfer:</i> \$0	\$0	
Lincoln	Old Cap Au Gris Rd.	2S3008	6/2014	Construct pedestrian bridge over Rte. 61 at Old Cap Au Gris Road in Troy. \$264,000 Statewide Transportation Enhancement funds. Cost Participation, \$36,000 with Troy and \$36,000 Troy School District. * The cost estimate deviated from the actual cost due to additional requirements after estimates were established and higher than expected engineering costs.	\$402	\$953	137.06%
					<i>PE:</i> \$21	\$130	\$ Difference
					<i>CE Inc:</i> \$21	\$168	\$551
					<i>CN:</i> \$360	\$656	
					<i>RW Inc:</i> \$0	\$0	
					<i>RW:</i> \$0	\$0	<i>CN Award</i>
					<i>Utilities:</i> \$0	\$0	<i>Cost + Cont.</i>
					<i>NonContract:</i> \$0	\$0	<i>\$677</i>
					<i>Other:</i> \$0	\$0	
					<i>Budget Transfer:</i> \$0	\$0	
Lincoln	U	2S3001	4/2015	Pavement and shoulder improvements from Rte. J to 0.7 mile west of Rte. 61 near Moscow Mills. Includes pavement improvements on Rte. 61 west outer road. \$154,000 Open Container, \$923,000 Repeat Offender and \$14,000 High Risk Rural Roads. * The cost estimate deviated from the actual cost due to higher than expected engineering and right of way costs.	\$2,105	\$2,402	14.11%
					<i>PE:</i> \$60	\$229	\$ Difference
					<i>CE Inc:</i> \$123	\$214	\$297
					<i>CN:</i> \$1,792	\$1,731	
					<i>RW Inc:</i> \$18	\$71	
					<i>RW:</i> \$87	\$157	<i>CN Award</i>
					<i>Utilities:</i> \$25	\$0	<i>Cost + Cont.</i>
					<i>NonContract:</i> \$0	\$0	<i>\$1,791</i>
					<i>Other:</i> \$0	\$0	
					<i>Budget Transfer:</i> \$0	\$0	

Program Estimates Compared to Costs of Projects Completed SFY 2016
RSMo.21.795.2(5,6)

(Dollars in Thousands)

County	Route	Job Number	SFY Award Date	Description of Improvement / Location	Estimate	Cost to Complete	Percent Difference	
Lincoln	UU	2L1500I	10/2014	Pavement treatment from Rte. Z to Rte. E in Silex. * The cost estimate deviated from the actual cost due to additional requirements after estimates were established and higher than expected inspection costs.	\$99	\$119	20.20%	
					<i>PE:</i>	\$2	\$0	\$ Difference
					<i>CE Inc:</i>	\$6	\$18	\$20
					<i>CN:</i>	\$91	\$101	
					<i>RW Inc:</i>	\$0	\$0	
					<i>RW:</i>	\$0	\$0	<i>CN Award</i>
					<i>Utilities:</i>	\$0	\$0	<i>Cost + Cont.</i>
					<i>NonContract:</i>	\$0	\$0	<i>\$118</i>
					<i>Other:</i>	\$0	\$0	
					<i>Budget Transfer:</i>	\$0	\$0	
Lincoln	W	3L1500E	11/2014	Thin lift overlay from Rte. KK to Rte. 47 near Troy. * The project cost to complete was within +/- 10 percent of the estimate.	\$266	\$249	-6.39%	
					<i>PE:</i>	\$2	\$0	\$ Difference
					<i>CE Inc:</i>	\$17	\$12	-\$17
					<i>CN:</i>	\$247	\$237	
					<i>RW Inc:</i>	\$0	\$0	
					<i>RW:</i>	\$0	\$0	<i>CN Award</i>
					<i>Utilities:</i>	\$0	\$0	<i>Cost + Cont.</i>
					<i>NonContract:</i>	\$0	\$0	<i>\$272</i>
					<i>Other:</i>	\$0	\$0	
					<i>Budget Transfer:</i>	\$0	\$0	
Macon	63	2P2218	2/2015	Pavement improvements on southbound lanes from south of Rte. M south junction near Atlanta to Rte. DD near Macon. * The cost estimate deviated from the actual cost due to changes made to project during construction and competition among contractors.	\$1,230	\$1,030	-16.26%	
					<i>PE:</i>	\$37	\$19	\$ Difference
					<i>CE Inc:</i>	\$77	\$155	-\$200
					<i>CN:</i>	\$1,116	\$856	
					<i>RW Inc:</i>	\$0	\$0	
					<i>RW:</i>	\$0	\$0	<i>CN Award</i>
					<i>Utilities:</i>	\$0	\$0	<i>Cost + Cont.</i>
					<i>NonContract:</i>	\$0	\$0	<i>\$1,029</i>
					<i>Other:</i>	\$0	\$0	
					<i>Budget Transfer:</i>	\$0	\$0	

Program Estimates Compared to Costs of Projects Completed SFY 2016
RSMo.21.795.2(5,6)

(Dollars in Thousands)

County	Route	Job Number	SFY Award Date	Description of Improvement / Location	Estimate	Cost to Complete	Percent Difference	
Macon	63	2P2219	4/2014	Intersection improvements at Rte. M at Atlanta.	\$567	\$799	40.92%	
					<i>PE:</i>	\$9	\$124	\$ Difference
					<i>CE Inc:</i>	\$35	\$23	\$232
					<i>CN:</i>	\$523	\$650	
					<i>RW Inc:</i>	\$0	\$0	
					<i>RW:</i>	\$0	\$0	<i>CN Award</i>
					<i>Utilities:</i>	\$0	\$0	<i>Cost + Cont.</i>
					<i>NonContract:</i>	\$0	\$0	<i>\$660</i>
					<i>Other:</i>	\$0	\$0	
					<i>Budget Transfer:</i>		\$0	
Macon	WW	2S2181	4/2014	Replace bridge deck over Brush Creek 1.4 miles west of Rte. 129 near Marceline. Project involves bridge N0972.	\$245	\$346	41.22%	
					<i>PE:</i>	\$40	\$55	\$ Difference
					<i>CE Inc:</i>	\$13	\$7	\$101
					<i>CN:</i>	\$192	\$283	
					<i>RW Inc:</i>	\$0	\$0	
					<i>RW:</i>	\$0	\$0	<i>CN Award</i>
					<i>Utilities:</i>	\$0	\$0	<i>Cost + Cont.</i>
					<i>NonContract:</i>	\$0	\$0	<i>\$289</i>
					<i>Other:</i>	\$0	\$0	
					<i>Budget Transfer:</i>		\$0	
Marion	61	2L1500D	10/2014	Pavement treatment from 0.1 mile north of Rte. BB to 0.1 mile north of Rtes. 24 and 61 in Palmyra.	\$63	\$81	28.57%	
					<i>PE:</i>	\$2	\$0	\$ Difference
					<i>CE Inc:</i>	\$4	\$14	\$18
					<i>CN:</i>	\$57	\$68	
					<i>RW Inc:</i>	\$0	\$0	
					<i>RW:</i>	\$0	\$0	<i>CN Award</i>
					<i>Utilities:</i>	\$0	\$0	<i>Cost + Cont.</i>
					<i>NonContract:</i>	\$0	\$0	<i>\$79</i>
					<i>Other:</i>	\$0	\$0	
					<i>Budget Transfer:</i>		\$0	

Program Estimates Compared to Costs of Projects Completed SFY 2016
RSMo.21.795.2(5,6)

(Dollars in Thousands)

County	Route	Job Number	SFY Award Date	Description of Improvement / Location	Estimate	Cost to Complete	Percent Difference	
Marion	A	253017	12/2013	Replace bridge deck over Grassy Creek 1.7 miles south of Rte. 6 near Taylor. Project involves bridge X0342. Let in required combination with 253018 and 253019.	\$270	\$512	89.63%	
					<i>PE:</i>	\$14	\$1	\$ Difference
					<i>CE Inc:</i>	\$16	\$103	\$242
					<i>CN:</i>	\$240	\$409	
					<i>RW Inc:</i>	\$0	\$0	
					<i>RW:</i>	\$0	\$0	<i>CN Award</i>
					<i>Utilities:</i>	\$0	\$0	<i>Cost + Cont.</i>
					<i>NonContract:</i>	\$0	\$0	<i>\$362</i>
					<i>Other:</i>	\$0	\$0	
					<i>Budget Transfer:</i>	\$0	\$0	
Marion	C	2L1500E	10/2014	Pavement treatment from Rte. Z west junction to Rte. 168 near Palmyra.	\$216	\$186	-13.89%	
					<i>PE:</i>	\$2	\$0	\$ Difference
					<i>CE Inc:</i>	\$14	\$20	-\$30
					<i>CN:</i>	\$200	\$166	
					<i>RW Inc:</i>	\$0	\$0	
					<i>RW:</i>	\$0	\$0	<i>CN Award</i>
					<i>Utilities:</i>	\$0	\$0	<i>Cost + Cont.</i>
					<i>NonContract:</i>	\$0	\$0	<i>\$200</i>
					<i>Other:</i>	\$0	\$0	
					<i>Budget Transfer:</i>	\$0	\$0	
Marion	MM	2L1500F	10/2014	Pavement treatment from Rte. 36 overpass to Rte. 61 in Hannibal.	\$120	\$137	14.17%	
					<i>PE:</i>	\$2	\$0	\$ Difference
					<i>CE Inc:</i>	\$8	\$16	\$17
					<i>CN:</i>	\$110	\$121	
					<i>RW Inc:</i>	\$0	\$0	
					<i>RW:</i>	\$0	\$0	<i>CN Award</i>
					<i>Utilities:</i>	\$0	\$0	<i>Cost + Cont.</i>
					<i>NonContract:</i>	\$0	\$0	<i>\$150</i>
					<i>Other:</i>	\$0	\$0	
					<i>Budget Transfer:</i>	\$0	\$0	

Program Estimates Compared to Costs of Projects Completed SFY 2016
RSMo.21.795.2(5,6)

(Dollars in Thousands)

County	Route	Job Number	SFY Award Date	Description of Improvement / Location	Estimate	Cost to Complete	Percent Difference
Monroe	15	3L1400J	11/2013	Pavement treatment from Rte. 154 north junction in Monroe County to 1.1 miles north of Rte. 22 near Mexico in Audrain County. Let in combination with 3L1400I. Reason(s): * The cost estimate deviated from the actual cost due to performing projects in combination.	\$715	\$525	-26.57%
					PE: \$2	\$0	\$ Difference
					CE Inc: \$46	\$31	-\$190
					CN: \$667	\$495	
					RW Inc: \$0	\$0	
					RW: \$0	\$0	CN Award
					Utilities: \$0	\$0	Cost + Cont.
					NonContract: \$0	\$0	\$500
					Other: \$0	\$0	
					Budget Transfer: \$0	\$0	
Monroe	W	2L1400B	12/2013	Pavement treatment from Rte. 24 in Monroe City in Monroe County to Rte. J in Ralls County. Let in combination with 3L1400K and 2L1400C. Reason(s): * The project cost to complete was within +/- 10 percent of the estimate.	\$109	\$104	-4.59%
					PE: \$2	\$0	\$ Difference
					CE Inc: \$7	\$17	-\$5
					CN: \$100	\$88	
					RW Inc: \$0	\$0	
					RW: \$0	\$0	CN Award
					Utilities: \$0	\$0	Cost + Cont.
					NonContract: \$0	\$0	\$88
					Other: \$0	\$0	
					Budget Transfer: \$0	\$0	
Monroe	Z	3S2163	3/2014	Replace bridge decks over Long Branch 2.8 miles south of Rte. D in Monroe County and over Young Creek 2 miles north of Rte. ZZ in Audrain County near Mexico. Project involves bridges A2457 and A2456. Reason(s): * The project cost to complete was within +/- 10 percent of the estimate.	\$868	\$807	-7.03%
					PE: \$116	\$93	\$ Difference
					CE Inc: \$48	\$15	-\$61
					CN: \$704	\$700	
					RW Inc: \$0	\$0	
					RW: \$0	\$0	CN Award
					Utilities: \$0	\$0	Cost + Cont.
					NonContract: \$0	\$0	\$685
					Other: \$0	\$0	
					Budget Transfer: \$0	\$0	

Program Estimates Compared to Costs of Projects Completed SFY 2016
RSMo.21.795.2(5,6)

(Dollars in Thousands)

County	Route	Job Number	SFY Award Date	Description of Improvement / Location	Estimate	Cost to Complete	Percent Difference
Montgomery	161	3P2233E	4/2014	Replace bridge deck over Coon Creek 0.1 mile west of Rte. BB in Middletown. Project involves bridge A1257. Let in required combination with 3P2233G and 3P2233H. Reason(s): * The cost estimate deviated from the actual cost due to additional requirements after estimates were established and higher than expected inspection costs.	\$255	\$390	52.94%
					PE: \$2	\$3	\$ Difference
					CE Inc: \$16	\$44	\$135
					CN: \$237	\$343	
					RW Inc: \$0	\$0	
					RW: \$0	\$0	CN Award
					Utilities: \$0	\$0	Cost + Cont.
					NonContract: \$0	\$0	\$343
					Other: \$0	\$0	
					Budget Transfer: \$0	\$0	
Montgomery	70	2I2166J	4/2014	Job Order Contracting for pavement repair from the Callaway County line to the St. Charles County line. Reason(s): * The cost estimate deviated from the actual cost due to this being a Job Order Contracting repair project. The need for repairs was higher than estimated.	\$540	\$722	33.70%
					PE: \$5	\$0	\$ Difference
					CE Inc: \$35	\$111	\$182
					CN: \$500	\$611	
					RW Inc: \$0	\$0	
					RW: \$0	\$0	CN Award
					Utilities: \$0	\$0	Cost + Cont.
					NonContract: \$0	\$0	\$500
					Other: \$0	\$0	
					Budget Transfer: \$0	\$0	
Montgomery	70	2I3034	6/2013	Job Order Contracting for guard cable repair on I-70 in Montgomery and Warren counties, Rte. 47 in Warren County, Rte. T in Ralls County and Rte. 36 in Macon County. Reason(s): * The cost estimate deviated from the actual cost due to higher than expected inspection costs.	\$270	\$351	30.00%
					PE: \$2	\$0	\$ Difference
					CE Inc: \$18	\$115	\$81
					CN: \$250	\$236	
					RW Inc: \$0	\$0	
					RW: \$0	\$0	CN Award
					Utilities: \$0	\$0	Cost + Cont.
					NonContract: \$0	\$0	\$250
					Other: \$0	\$0	
					Budget Transfer: \$0	\$0	

Program Estimates Compared to Costs of Projects Completed SFY 2016
RSMo.21.795.2(5,6)

(Dollars in Thousands)

County	Route	Job Number	SFY Award Date	Description of Improvement / Location	Estimate	Cost to Complete	Percent Difference
Montgomery	70	2I3064	11/2013	Grading and paving to add truck-only parking at westbound rest area near Mineola. \$1,000,000 maximum FFY 2011 Truck Parking Program earmark.	\$1,260	\$1,163	-7.70%
		Completion 1/21/2016	Reason(s):	* The project cost to complete was within +/- 10 percent of the estimate.	<i>PE:</i> \$10	\$0	\$ Difference -\$97
					<i>CE Inc:</i> \$78	\$144	
					<i>CN:</i> \$1,172	\$1,019	
					<i>RW Inc:</i> \$0	\$0	
					<i>RW:</i> \$0	\$0	<i>CN Award</i>
					<i>Utilities:</i> \$0	\$0	<i>Cost + Cont.</i>
					<i>NonContract:</i> \$0	\$0	\$1,028
					<i>Other:</i> \$0	\$0	
					<i>Budget Transfer:</i> \$0	\$0	
Montgomery	70	2S3063	2/2014	Pavement and intersection improvements from 0.8 mile east of Rte. Y in Montgomery County to 0.4 mile west of Rte. B in Warren County near Jonesburg. \$425,540 Cost Share/Economic Development funds.	\$1,148	\$1,094	-4.70%
		Completion 6/20/2016	Reason(s):	* The project cost to complete was within +/- 10 percent of the estimate.	<i>PE:</i> \$97	\$1	\$ Difference -\$54
					<i>CE Inc:</i> \$65	\$186	
					<i>CN:</i> \$944	\$906	
					<i>RW Inc:</i> \$1	\$0	
					<i>RW:</i> \$1	\$0	<i>CN Award</i>
					<i>Utilities:</i> \$40	\$0	<i>Cost + Cont.</i>
					<i>NonContract:</i> \$0	\$0	\$880
					<i>Other:</i> \$0	\$0	
					<i>Budget Transfer:</i> \$0	\$0	
Montgomery	70	3I2176	12/2013	Pavement improvements on eastbound lanes from 1.9 miles west of Rtes. E and Y interchange in Montgomery County to 0.5 mile west of Rte. 47 in Warren County near Warrenton.	\$1,421	\$1,231	-13.37%
		Completion 8/5/2015	Reason(s):	* The cost estimate deviated from the actual cost due to competition among contractors and lower than expected design cost.	<i>PE:</i> \$55	\$4	\$ Difference -\$190
					<i>CE Inc:</i> \$88	\$95	
					<i>CN:</i> \$1,278	\$1,132	
					<i>RW Inc:</i> \$0	\$0	
					<i>RW:</i> \$0	\$0	<i>CN Award</i>
					<i>Utilities:</i> \$0	\$0	<i>Cost + Cont.</i>
					<i>NonContract:</i> \$0	\$0	\$1,121
					<i>Other:</i> \$0	\$0	
					<i>Budget Transfer:</i> \$0	\$0	

Program Estimates Compared to Costs of Projects Completed SFY 2016
RSMo.21.795.2(5,6)

(Dollars in Thousands)

County	Route	Job Number	SFY Award Date	Description of Improvement / Location	Estimate	Cost to Complete	Percent Difference
Montgomery	70	3I2188	3/2015	Pavement improvements on westbound lanes from 1.1 miles east of Rte. F to the Callaway County line near New Florence. Reason(s): * The cost estimate deviated from the actual cost due to competition among contractors.	\$4,236	\$2,500	-40.98%
					PE: \$90	\$43	\$ Difference
					CE Inc: \$266	\$207	-\$1736
					CN: \$3,880	\$2,250	
					RW Inc: \$0	\$0	
					RW: \$0	\$0	CN Award
					Utilities: \$0	\$0	Cost + Cont.
					NonContract: \$0	\$0	\$2,304
					Other: \$0	\$0	
					Budget Transfer: \$0	\$0	
Montgomery	F	2L1400I	12/2013	Thin lift overlay from Rte. V to I-70 south outer road at High Hill. Let in combination with 2L1400H. Reason(s): * The cost estimate deviated from the actual cost due to changing conditions after the estimate was established and higher than expected inspection costs.	\$459	\$534	16.34%
					PE: \$2	\$0	\$ Difference
					CE Inc: \$29	\$40	\$75
					CN: \$428	\$494	
					RW Inc: \$0	\$0	
					RW: \$0	\$0	CN Award
					Utilities: \$0	\$0	Cost + Cont.
					NonContract: \$0	\$0	\$512
					Other: \$0	\$0	
					Budget Transfer: \$0	\$0	
Montgomery	PP	2L1601C	7/2015	Pavement treatment from Rte. AA to end of state maintenance near Wellsville. Reason(s): * The project cost to complete was within +/- 10 percent of the estimate.	\$57	\$57	0.00%
					PE: \$2	\$7	\$ Difference
					CE Inc: \$4	\$3	\$0
					CN: \$51	\$46	
					RW Inc: \$0	\$0	
					RW: \$0	\$0	CN Award
					Utilities: \$0	\$0	Cost + Cont.
					NonContract: \$0	\$0	\$47
					Other: \$0	\$0	
					Budget Transfer: \$0	\$0	

Program Estimates Compared to Costs of Projects Completed SFY 2016
RSMo.21.795.2(5,6)

(Dollars in Thousands)

County	Route	Job Number	SFY Award Date	Description of Improvement / Location	Estimate	Cost to Complete	Percent Difference	
Pike	54	2P3065	12/2013	Job Order Contracting for bridge repair on the Champ Clark Bridge over the Mississippi River at Louisiana. Cost represents Missouri's share. Project involves bridge K0932.	\$223	\$113	-49.33%	
					<i>PE:</i>	\$5	\$0	\$ Difference
					<i>CE Inc:</i>	\$14	\$11	-\$110
					<i>CN:</i>	\$204	\$102	
					<i>RW Inc:</i>	\$0	\$0	
					<i>RW:</i>	\$0	\$0	<i>CN Award</i>
					<i>Utilities:</i>	\$0	\$0	<i>Cost + Cont.</i>
					<i>NonContract:</i>	\$0	\$0	<i>\$204</i>
					<i>Other:</i>	\$0	\$0	
					<i>Budget Transfer:</i>		\$0	
Pike	D	2L1500G	10/2014	Pavement treatment from Rte. 79 near Louisiana to Rte. 61 at Eolia.	\$334	\$258	-22.75%	
					<i>PE:</i>	\$2	\$0	\$ Difference
					<i>CE Inc:</i>	\$21	\$18	-\$76
					<i>CN:</i>	\$311	\$240	
					<i>RW Inc:</i>	\$0	\$0	
					<i>RW:</i>	\$0	\$0	<i>CN Award</i>
					<i>Utilities:</i>	\$0	\$0	<i>Cost + Cont.</i>
					<i>NonContract:</i>	\$0	\$0	<i>\$283</i>
					<i>Other:</i>	\$0	\$0	
					<i>Budget Transfer:</i>		\$0	
Ralls	154	3P2233B	12/2013	Replace bridge deck over Spencer Creek 0.8 mile east of Rte. P near Vandalia. Project involves bridge X0377. Let in required combination with 3P2233C and 3P2233D.	\$124	\$236	90.32%	
					<i>PE:</i>	\$2	\$1	\$ Difference
					<i>CE Inc:</i>	\$8	\$45	\$112
					<i>CN:</i>	\$114	\$190	
					<i>RW Inc:</i>	\$0	\$0	
					<i>RW:</i>	\$0	\$0	<i>CN Award</i>
					<i>Utilities:</i>	\$0	\$0	<i>Cost + Cont.</i>
					<i>NonContract:</i>	\$0	\$0	<i>\$181</i>
					<i>Other:</i>	\$0	\$0	
					<i>Budget Transfer:</i>		\$0	

Program Estimates Compared to Costs of Projects Completed SFY 2016
RSMo.21.795.2(5,6)

(Dollars in Thousands)

County	Route	Job Number	SFY Award Date	Description of Improvement / Location	Estimate	Cost to Complete	Percent Difference	
Ralls	61	3P0778B	12/2013	Pavement improvements on various sections of Rte. 61 in Ralls and Pike Counties and Rte. 54 in Audrain County (7 disconnected sections).	\$1,794	\$1,304	-27.31%	
					<i>PE:</i>	\$34	\$36	\$ Difference
					<i>CE Inc:</i>	\$113	\$206	-\$490
					<i>CN:</i>	\$1,647	\$1,062	
					<i>RW Inc:</i>	\$0	\$0	
					<i>RW:</i>	\$0	\$0	<i>CN Award</i>
					<i>Utilities:</i>	\$0	\$0	<i>Cost + Cont.</i>
					<i>NonContract:</i>	\$0	\$0	<i>\$969</i>
					<i>Other:</i>	\$0	\$0	
					<i>Budget Transfer:</i>		\$0	
Ralls	A	3P2233C	12/2013	Replace bridge deck over Turkey Creek 2.6 miles west of Rte. 61 near New London. Project involves bridge P0824. Let in required combination with 3P2233B and 3P2233D.	\$209	\$291	39.23%	
					<i>PE:</i>	\$2	\$1	\$ Difference
					<i>CE Inc:</i>	\$13	\$46	\$82
					<i>CN:</i>	\$194	\$244	
					<i>RW Inc:</i>	\$0	\$0	
					<i>RW:</i>	\$0	\$0	<i>CN Award</i>
					<i>Utilities:</i>	\$0	\$0	<i>Cost + Cont.</i>
					<i>NonContract:</i>	\$0	\$0	<i>\$229</i>
					<i>Other:</i>	\$0	\$0	
					<i>Budget Transfer:</i>		\$0	
Ralls	A	3P2233D	12/2013	Replace bridge deck over Ely Creek 4.1 miles east of Rte. J near Center. Project involves bridge N0506. Let in required combination with 3P2233B and 3P2233C.	\$166	\$255	53.61%	
					<i>PE:</i>	\$2	\$1	\$ Difference
					<i>CE Inc:</i>	\$11	\$44	\$89
					<i>CN:</i>	\$153	\$210	
					<i>RW Inc:</i>	\$0	\$0	
					<i>RW:</i>	\$0	\$0	<i>CN Award</i>
					<i>Utilities:</i>	\$0	\$0	<i>Cost + Cont.</i>
					<i>NonContract:</i>	\$0	\$0	<i>\$197</i>
					<i>Other:</i>	\$0	\$0	
					<i>Budget Transfer:</i>		\$0	

Program Estimates Compared to Costs of Projects Completed SFY 2016
RSMo.21.795.2(5,6)

(Dollars in Thousands)

County	Route	Job Number	SFY Award Date	Description of Improvement / Location	Estimate	Cost to Complete	Percent Difference
Ralls	B	3P2233G	4/2014	Replace bridge over Lick Creek 2.9 miles south of Rte. 154 near Perry. Project involves bridge T0387. Let in required combination with 3P2233E and 3P2233H. Reason(s): * The cost estimate deviated from the actual cost due to additional requirements after estimates were established and higher than expected engineering costs.	\$475	\$820	72.63%
					PE: \$2	\$73	\$ Difference
					CE Inc: \$30	\$148	\$345
					CN: \$443	\$599	
					RW Inc: \$0	\$0	
					RW: \$0	\$0	CN Award
					Utilities: \$0	\$0	Cost + Cont.
					NonContract: \$0	\$0	\$605
					Other: \$0	\$0	
					Budget Transfer: \$0	\$0	
Ralls	B	3P2233H	4/2014	Replace bridge over Hurley Branch 2.5 miles south of Rte. 154 near Perry. Project involves bridge T0386. Let in required combination with 3P2233E and 3P2233G. Reason(s): * The cost estimate deviated from the actual cost due to additional requirements after estimates were established and higher than expected engineering costs.	\$355	\$527	48.45%
					PE: \$2	\$69	\$ Difference
					CE Inc: \$23	\$56	\$172
					CN: \$330	\$402	
					RW Inc: \$0	\$0	
					RW: \$0	\$0	CN Award
					Utilities: \$0	\$0	Cost + Cont.
					NonContract: \$0	\$0	\$408
					Other: \$0	\$0	
					Budget Transfer: \$0	\$0	
Ralls	EE	2L1400C	12/2013	Pavement treatment from Rte. J to Rte. 19 near Perry. Let in combination with 3L1400K and 2L1400B. Reason(s): * The cost estimate deviated from the actual cost due to performing projects in combination and due to lower than expected design costs.	\$125	\$106	-15.20%
					PE: \$2	\$0	\$ Difference
					CE Inc: \$8	\$9	-\$19
					CN: \$115	\$97	
					RW Inc: \$0	\$0	
					RW: \$0	\$0	CN Award
					Utilities: \$0	\$0	Cost + Cont.
					NonContract: \$0	\$0	\$97
					Other: \$0	\$0	
					Budget Transfer: \$0	\$0	

Program Estimates Compared to Costs of Projects Completed SFY 2016
RSMo.21.795.2(5,6)

(Dollars in Thousands)

County	Route	Job Number	SFY Award Date	Description of Improvement / Location	Estimate	Cost to Complete	Percent Difference	
Ralls	J	3L1400K	12/2013	Pavement treatment from Rte. 36 to Rte. 154 near Perry (two disconnected sections). Let in combination with 2L1400B and 2L1400C.	\$493	\$451	-8.52%	
					<i>PE:</i>	\$2	\$0	\$ Difference
					<i>CE Inc:</i>	\$32	\$29	-\$42
					<i>CN:</i>	\$459	\$423	
					<i>RW Inc:</i>	\$0	\$0	
					<i>RW:</i>	\$0	\$0	<i>CN Award</i>
					<i>Utilities:</i>	\$0	\$0	<i>Cost + Cont.</i>
					<i>NonContract:</i>	\$0	\$0	\$424
					<i>Other:</i>	\$0	\$0	
					<i>Budget Transfer:</i>	\$0	\$0	
Randolph	63	2P2201	4/2014	Construct median opening at County Road 1635 0.5 mile north of Cairo.	\$280	\$322	15.00%	
					<i>PE:</i>	\$20	\$66	\$ Difference
					<i>CE Inc:</i>	\$17	\$5	\$42
					<i>CN:</i>	\$243	\$251	
					<i>RW Inc:</i>	\$0	\$0	
					<i>RW:</i>	\$0	\$0	<i>CN Award</i>
					<i>Utilities:</i>	\$0	\$0	<i>Cost + Cont.</i>
					<i>NonContract:</i>	\$0	\$0	\$262
					<i>Other:</i>	\$0	\$0	
					<i>Budget Transfer:</i>	\$0	\$0	
Randolph	63	2P2226B	6/2014	Intersection improvements at Rte. B and Rte. P at Clark.	\$837	\$842	0.60%	
					<i>PE:</i>	\$17	\$80	\$ Difference
					<i>CE Inc:</i>	\$53	\$13	\$5
					<i>CN:</i>	\$767	\$750	
					<i>RW Inc:</i>	\$0	\$0	
					<i>RW:</i>	\$0	\$0	<i>CN Award</i>
					<i>Utilities:</i>	\$0	\$0	<i>Cost + Cont.</i>
					<i>NonContract:</i>	\$0	\$0	\$770
					<i>Other:</i>	\$0	\$0	
					<i>Budget Transfer:</i>	\$0	\$0	

Program Estimates Compared to Costs of Projects Completed SFY 2016
RSMo.21.795.2(5,6)

(Dollars in Thousands)

County	Route	Job Number	SFY Award Date	Description of Improvement / Location	Estimate	Cost to Complete	Percent Difference	
Randolph	63	2P2226C	4/2014	Intersection improvements at Rte. K and Rte. Z at Cairo. * The cost estimate deviated from the actual cost due to additional requirements after estimates were established and higher than expected inspection costs.	\$177	\$285	61.02%	
					<i>PE:</i>	\$10	\$5	\$ Difference
					<i>CE Inc:</i>	\$11	\$49	\$108
					<i>CN:</i>	\$156	\$231	
					<i>RW Inc:</i>	\$0	\$0	
					<i>RW:</i>	\$0	\$0	<i>CN Award</i>
					<i>Utilities:</i>	\$0	\$0	<i>Cost + Cont.</i>
					<i>NonContract:</i>	\$0	\$0	<i>\$235</i>
					<i>Other:</i>	\$0	\$0	
					<i>Budget Transfer:</i>	\$0	\$0	
Shelby	151	3L1400I	11/2013	Pavement treatment from 0.3 mile north of Rte. 36 in Shelby County to Rte. M east junction near Madison in Monroe County (two disconnected sections). Let in combination with 3L1400J. * The project cost to complete was within +/- 10 percent of the estimate.	\$572	\$557	-2.62%	
					<i>PE:</i>	\$2	\$0	\$ Difference
					<i>CE Inc:</i>	\$37	\$34	-\$15
					<i>CN:</i>	\$533	\$524	
					<i>RW Inc:</i>	\$0	\$0	
					<i>RW:</i>	\$0	\$0	<i>CN Award</i>
					<i>Utilities:</i>	\$0	\$0	<i>Cost + Cont.</i>
					<i>NonContract:</i>	\$0	\$0	<i>\$521</i>
					<i>Other:</i>	\$0	\$0	
					<i>Budget Transfer:</i>	\$0	\$0	
Shelby	M	2S3066	4/2014	Bridge maintenance on Rte. M in Shelby Co.; Rtes. E and H in Lincoln Co; Rte. K in Montgomery Co.; and Rte. C in Lewis Co. Involves bridges T0391, A1661, W0483, A0736 and T0808. \$133,000 District Operations funds. * The cost estimate deviated from the actual cost due to additional requirements after estimates were established and higher than expected inspection costs.	\$144	\$175	21.53%	
					<i>PE:</i>	\$2	\$0	\$ Difference
					<i>CE Inc:</i>	\$9	\$17	\$31
					<i>CN:</i>	\$133	\$158	
					<i>RW Inc:</i>	\$0	\$0	
					<i>RW:</i>	\$0	\$0	<i>CN Award</i>
					<i>Utilities:</i>	\$0	\$0	<i>Cost + Cont.</i>
					<i>NonContract:</i>	\$0	\$0	<i>\$158</i>
					<i>Other:</i>	\$0	\$0	
					<i>Budget Transfer:</i>	\$0	\$0	

Program Estimates Compared to Costs of Projects Completed SFY 2016
RSMo.21.795.2(5,6)

(Dollars in Thousands)

County	Route	Job Number	SFY Award Date	Description of Improvement / Location	Estimate	Cost to Complete	Percent Difference
Various	Various	2P3033	6/2013	Job Order Contracting for guardrail repair at various locations in the Northeast District. * The cost estimate deviated from the actual cost due to this being a Job Order Contract that was extended for a maximum two year term and higher than expected guardrail repair needs.	\$146	\$425	191.10%
					<i>PE:</i> \$2	\$0	\$ Difference
					<i>CE Inc:</i> \$9	\$101	\$279
					<i>CN:</i> \$135	\$325	
					<i>RW Inc:</i> \$0	\$0	
					<i>RW:</i> \$0	\$0	<i>CN Award</i>
					<i>Utilities:</i> \$0	\$0	<i>Cost + Cont.</i>
					<i>NonContract:</i> \$0	\$0	<i>\$135</i>
					<i>Other:</i> \$0	\$0	
					<i>Budget Transfer:</i> \$0	\$0	
Various	Various	2P3076	0/2015	On-call work zone enforcement at various locations in the Northeast District. * The cost estimate deviated from the actual cost due to this being an on-call work zone enforcement project. The need for enforcement was not as high as estimated.	\$40	\$14	-65.00%
					<i>PE:</i> \$0	\$0	\$ Difference
					<i>CE Inc:</i> \$0	\$0	-\$26
					<i>CN:</i> \$0	\$0	
					<i>RW Inc:</i> \$0	\$0	
					<i>RW:</i> \$0	\$0	<i>CN Award</i>
					<i>Utilities:</i> \$0	\$0	<i>Cost + Cont. \$0</i>
					<i>NonContract:</i> \$40	\$14	
					<i>Other:</i> \$0	\$0	
					<i>Budget Transfer:</i> \$0	\$0	
Various	Various	3P2228D	4/2013	Job Order Contracting for pavement repair on various routes in the Northeast District. * The cost estimate deviated from the actual cost due to this being a Job Order Contract that was extended for a maximum two year term.	\$327	\$587	79.51%
					<i>PE:</i> \$6	\$0	\$ Difference
					<i>CE Inc:</i> \$21	\$31	\$260
					<i>CN:</i> \$300	\$556	
					<i>RW Inc:</i> \$0	\$0	
					<i>RW:</i> \$0	\$0	<i>CN Award</i>
					<i>Utilities:</i> \$0	\$0	<i>Cost + Cont.</i>
					<i>NonContract:</i> \$0	\$0	<i>\$300</i>
					<i>Other:</i> \$0	\$0	
					<i>Budget Transfer:</i> \$0	\$0	

Program Estimates Compared to Costs of Projects Completed SFY 2016
RSMo.21.795.2(5,6)

(Dollars in Thousands)

County	Route	Job Number	SFY Award Date	Description of Improvement / Location	Estimate	Cost to Complete	Percent Difference	
Various	Various	9P2264L	2/2014	Signing and striping improvements at various intersections in the Northeast District. Open Container funds.	\$150	\$201	34.00%	
					<i>PE:</i>	\$12	\$0	\$ Difference
					<i>CE Inc:</i>	\$9	\$31	\$51
					<i>CN:</i>	\$129	\$170	
					<i>RW Inc:</i>	\$0	\$0	
					<i>RW:</i>	\$0	\$0	<i>CN Award</i>
					<i>Utilities:</i>	\$0	\$0	<i>Cost + Cont.</i>
					<i>NonContract:</i>	\$0	\$0	<i>\$167</i>
					<i>Other:</i>	\$0	\$0	
					<i>Budget Transfer:</i>		\$0	
Warren	47	3P2156	3/2014	Safety improvements from 1.4 miles south of Rte. CC to 0.7 mile north of Rte. N near Warrenton. Area is commonly known as Hopewell Hill.	\$3,483	\$3,828	9.91%	
					<i>PE:</i>	\$164	\$376	\$ Difference
					<i>CE Inc:</i>	\$175	\$336	\$345
					<i>CN:</i>	\$2,544	\$2,536	
					<i>RW Inc:</i>	\$43	\$41	
					<i>RW:</i>	\$506	\$527	<i>CN Award</i>
					<i>Utilities:</i>	\$50	\$11	<i>Cost + Cont.</i>
					<i>NonContract:</i>	\$1	\$0	<i>\$2,396</i>
					<i>Other:</i>		\$0	
					<i>Budget Transfer:</i>		\$0	
Warren	47	3P2167	3/2014	Replace bridge over Lake Creek 0.1 mile south of Rte. 94 South junction near Dutzow. Project involves bridge K0094.	\$1,389	\$2,174	56.52%	
					<i>PE:</i>	\$151	\$186	\$ Difference
					<i>CE Inc:</i>	\$79	\$301	\$785
					<i>CN:</i>	\$1,149	\$1,686	
					<i>RW Inc:</i>	\$0	\$0	
					<i>RW:</i>	\$0	\$0	<i>CN Award</i>
					<i>Utilities:</i>	\$10	\$0	<i>Cost + Cont.</i>
					<i>NonContract:</i>	\$0	\$0	<i>\$1,645</i>
					<i>Other:</i>		\$0	
					<i>Budget Transfer:</i>		\$0	

Program Estimates Compared to Costs of Projects Completed SFY 2016
RSMo.21.795.2(5,6)

(Dollars in Thousands)

County	Route	Job Number	SFY Award Date	Description of Improvement / Location	Estimate	Cost to Complete	Percent Difference
Warren	70	2S3006C	7/2014	Pavement and median barrier wall improvements on the westbound lanes from the St. Charles County line to 1 mile east of Rte. F near High Hill in Montgomery County. Reason(s): * The cost estimate deviated from the actual cost due to changing conditions after the estimate was established and changes made to project during construction.	\$3,380	\$3,012	-10.89%
					PE: \$10	\$13	\$ Difference
					CE Inc: \$216	\$198	-\$368
					CN: \$3,154	\$2,801	
					RW Inc: \$0	\$0	
					RW: \$0	\$0	CN Award
					Utilities: \$0	\$0	Cost + Cont.
					NonContract: \$0	\$0	\$2,886
					Other: \$0	\$0	
					Budget Transfer: \$0	\$0	
Warren	70	2S3006E	4/2015	Ultra-thin bonded asphalt wearing surface on eastbound lanes from 0.5 mile west of Rte. 47 to the St. Charles County line. Reason(s): * The cost estimate deviated from the actual cost due to changing conditions after the estimate was established.	\$1,166	\$1,036	-11.15%
					PE: \$2	\$5	\$ Difference
					CE Inc: \$75	\$108	-\$130
					CN: \$1,089	\$923	
					RW Inc: \$0	\$0	
					RW: \$0	\$0	CN Award
					Utilities: \$0	\$0	Cost + Cont.
					NonContract: \$0	\$0	\$883
					Other: \$0	\$0	
					Budget Transfer: \$0	\$0	
Warren	70	3L1500F	11/2014	Thin lift overlay from Rte. A to Rte. 47 at Warrenton. Reason(s): * The cost estimate deviated from the actual cost due to changing conditions after the estimate was established and changes made to project during construction.	\$622	\$466	-25.08%
					PE: \$2	\$0	\$ Difference
					CE Inc: \$40	\$26	-\$156
					CN: \$580	\$440	
					RW Inc: \$0	\$0	
					RW: \$0	\$0	CN Award
					Utilities: \$0	\$0	Cost + Cont.
					NonContract: \$0	\$0	\$495
					Other: \$0	\$0	
					Budget Transfer: \$0	\$0	

Program Estimates Compared to Costs of Projects Completed SFY 2016
RSMo.21.795.2(5,6)

(Dollars in Thousands)

County	Route	Job Number	SFY Award Date	Description of Improvement / Location	Estimate	Cost to Complete	Percent Difference
Warren	H	3L1500G	11/2014	Thin lift overlay from I-70 south outer road to Rte. M near Wright City. Reason(s): * The project cost to complete was within +/- 10 percent of the estimate.	\$149	\$151	1.34%
					PE: \$2	\$0	\$ Difference
					CE Inc: \$9	\$12	\$2
					CN: \$138	\$139	
					RW Inc: \$0	\$0	
					RW: \$0	\$0	CN Award
					Utilities: \$0	\$0	Cost + Cont.
					NonContract: \$0	\$0	\$158
					Other: \$0	\$0	
					Budget Transfer: \$0	\$0	
Warren	J	3S0517	5/2015	Replace bridge over Indian Camp Creek 2.4 miles north of I-70 near Wright City. Project involves bridge R0030. Reason(s): * The cost estimate deviated from the actual cost due to higher than expected engineering costs and additional requirements after estimates were established.	\$915	\$1,119	22.30%
					PE: \$111	\$176	\$ Difference
					CE Inc: \$50	\$143	\$204
					CN: \$735	\$790	
					RW Inc: \$1	\$5	
					RW: \$11	\$5	CN Award
					Utilities: \$6	\$0	Cost + Cont.
					NonContract: \$1	\$0	\$808
					Other: \$0	\$0	
					Budget Transfer: \$0	\$0	
Warren	TT	2L1400G	12/2013	Pavement treatment from Rte. 94 near Dutzow in Warren County to Rte. T in St. Charles County. Let in combination with 2L1400D, 2L1400E and 2L1400F. Reason(s): * The cost estimate deviated from the actual cost due to performing projects in combination.	\$109	\$90	-17.43%
					PE: \$2	\$0	\$ Difference
					CE Inc: \$7	\$14	-\$19
					CN: \$100	\$76	
					RW Inc: \$0	\$0	
					RW: \$0	\$0	CN Award
					Utilities: \$0	\$0	Cost + Cont.
					NonContract: \$0	\$0	\$76
					Other: \$0	\$0	
					Budget Transfer: \$0	\$0	

Program Estimates Compared to Costs of Projects Completed SFY 2016
RSMo.21.795.2(5,6)

(Dollars in Thousands)

County	Route	Job Number	SFY Award Date	Description of Improvement / Location	Estimate	Cost to Complete	Percent Difference
Warren	U	2L1400H	12/2013	Thin lift overlay from Rte. MM in Warrenton to Rte. 94. Let in combination with 2L1400I. Reason(s): * The project cost to complete was within +/- 10 percent of the estimate.	\$634	\$676	6.62%
					PE: \$2	\$0	\$ Difference
					CE Inc: \$41	\$53	\$42
					CN: \$591	\$624	
					RW Inc: \$0	\$0	
					RW: \$0	\$0	CN Award
					Utilities: \$0	\$0	Cost + Cont.
					NonContract: \$0	\$0	\$653
					Other: \$0	\$0	
					Budget Transfer: \$0	\$0	
Warren	Y	2P2221C	5/2015	Replace bridge deck over Bear Creek 3.4 miles east of Rte. 19 near Big Spring. Project involves bridge R0352. Reason(s): * The cost estimate deviated from the actual cost due to additional requirements after estimates were established and higher than expected inspection costs.	\$376	\$506	34.57%
					PE: \$32	\$35	\$ Difference
					CE Inc: \$22	\$86	\$130
					CN: \$320	\$385	
					RW Inc: \$1	\$0	
					RW: \$1	\$0	CN Award
					Utilities: \$0	\$0	Cost + Cont.
					NonContract: \$0	\$0	\$393
					Other: \$0	\$0	
					Budget Transfer: \$0	\$0	
Cass	163rd Street	4O2385	0/2012	Payment to the city of Belton to improve 163rd Street (Rte. Y) from Rte. 71 to Rte. 58. Represents SAFETEA-LU Earmark MO089 at a maximum of \$1,439,839. Reason(s): * The project cost to complete was within +/- 10 percent of the estimate.	\$1,440	\$1,415	-1.74%
					PE: \$0	\$0	\$ Difference
					CE Inc: \$0	\$0	-\$25
					CN: \$0	\$0	
					RW Inc: \$0	\$0	
					RW: \$0	\$0	CN Award
					Utilities: \$0	\$0	Cost + Cont. \$0
					NonContract: \$1,440	\$1,415	
					Other: \$0	\$0	
					Budget Transfer: \$0	\$0	

Program Estimates Compared to Costs of Projects Completed SFY 2016
RSMo.21.795.2(5,6)

(Dollars in Thousands)

County	Route	Job Number	SFY Award Date	Description of Improvement / Location	Estimate	Cost to Complete	Percent Difference
Cass	D	453049	10/2013	Addition of shoulders from Rte. 58 to Rte. Y. \$260,000 Repeat Offender funds and \$337,000 Open Container funds. Reason(s): * The cost estimate deviated from the actual cost due to additional requirements after estimates were established and higher than expected inspection costs.	\$649	\$833	28.35%
					PE: \$11	\$0	\$ Difference
					CE Inc: \$41	\$65	\$184
					CN: \$597	\$767	
					RW Inc: \$0	\$0	
					RW: \$0	\$0	CN Award
					Utilities: \$0	\$0	Cost + Cont.
					NonContract: \$0	\$0	\$752
					Other: \$0	\$0	
					Budget Transfer: \$0	\$0	
Clay	1	4P2364B	11/2013	Pavement and sidewalk improvements from 64th Street to I-35 in Kansas City. \$274,000 in Statewide Transportation Enhancement funds. Reason(s): * The cost estimate deviated from the actual cost due to changes made to project during construction and additional requirements after estimates were established.	\$1,436	\$2,073	44.36%
					PE: \$17	\$0	\$ Difference
					CE Inc: \$91	\$143	\$637
					CN: \$1,327	\$1,931	
					RW Inc: \$0	\$0	
					RW: \$0	\$0	CN Award
					Utilities: \$0	\$0	Cost + Cont.
					NonContract: \$1	\$0	\$1,492
					Other: \$0	\$0	
					Budget Transfer: \$0	\$0	
Clay	152	4P3096H	6/2014	Intersection improvements at North Oak Parkway in Kansas City. Reason(s): * The cost estimate deviated from the actual cost due to higher than expected inspection costs and additional requirements after estimates were established.	\$650	\$951	46.31%
					PE: \$100	\$94	\$ Difference
					CE Inc: \$35	\$208	\$301
					CN: \$515	\$649	
					RW Inc: \$0	\$0	
					RW: \$0	\$0	CN Award
					Utilities: \$0	\$0	Cost + Cont.
					NonContract: \$0	\$0	\$664
					Other: \$0	\$0	
					Budget Transfer: \$0	\$0	

Program Estimates Compared to Costs of Projects Completed SFY 2016
RSMo.21.795.2(5,6)

(Dollars in Thousands)

County	Route	Job Number	SFY Award Date	Description of Improvement / Location	Estimate	Cost to Complete	Percent Difference	
Clay	169	9P2264M	2/2014	Signing and striping improvements at intersections of Rte. 169/188th St., Rtes. 210/JJ, Clay Co., Rtes. 92/45 Spur, Platte Co., Rte. 7/String Town Rd., Jackson Co., Rte. 58/291, Rte. 291/215th St., Rte. 2/Blinker Light Rd., Cass Co. \$74,000 Open Container funds. Reason(s): * The cost estimate deviated from the actual cost due to additional requirements after estimates were established and higher than expected inspection costs.	\$85	\$168	97.65%	
					<i>PE:</i>	\$6	\$0	\$ Difference
					<i>CE Inc:</i>	\$5	\$26	\$83
					<i>CN:</i>	\$74	\$142	
					<i>RW Inc:</i>	\$0	\$0	
					<i>RW:</i>	\$0	\$0	<i>CN Award</i>
					<i>Utilities:</i>	\$0	\$0	<i>Cost + Cont.</i>
					<i>NonContract:</i>	\$0	\$0	<i>\$141</i>
					<i>Other:</i>	\$0	\$0	
					<i>Budget Transfer:</i>	\$0	\$0	
Clay	33	4P3047	4/2014	Addition of shoulders, pavement and pedestrian improvements from Rte. PP to Rte. 69 in Kearney. \$690,000 Repeat Offender, \$41,000 High Risk Rural Roads, \$28,000 Open Container, \$51,465 STP-U, and \$12,866 Kearney funds. Reason(s): * The cost estimate deviated from the actual cost due to additional requirements after estimates were established, changes made to project during construction and higher than expected inspection costs.	\$1,878	\$2,927	55.86%	
					<i>PE:</i>	\$11	\$0	\$ Difference
					<i>CE Inc:</i>	\$119	\$242	\$1049
					<i>CN:</i>	\$1,737	\$2,650	
					<i>RW Inc:</i>	\$1	\$4	
					<i>RW:</i>	\$10	\$0	<i>CN Award</i>
					<i>Utilities:</i>	\$0	\$31	<i>Cost + Cont.</i>
					<i>NonContract:</i>	\$0	\$0	<i>\$2,350</i>
					<i>Other:</i>	\$0	\$0	
					<i>Budget Transfer:</i>	\$0	\$0	
Clay	35	4I1773	12/2012	Interchange improvements at Rte. 291. MoDOT's maximum is \$5.55 m from Cost Share Program. MARC STP funds in the amount of \$5.55 m maximum. City of Liberty and KC TIF Commission are responsible for 50% of project costs. Reason(s): * The project cost to complete was within +/- 10 percent of the estimate.	\$12,665	\$12,407	-2.04%	
					<i>PE:</i>	\$683	\$422	\$ Difference
					<i>CE Inc:</i>	\$744	\$811	-\$258
					<i>CN:</i>	\$10,843	\$10,933	
					<i>RW Inc:</i>	\$40	\$25	
					<i>RW:</i>	\$55	\$178	<i>CN Award</i>
					<i>Utilities:</i>	\$300	\$24	<i>Cost + Cont.</i>
					<i>NonContract:</i>	\$0	\$14	<i>\$10,872</i>
					<i>Other:</i>	\$0	\$0	
					<i>Budget Transfer:</i>	\$0	\$0	

Program Estimates Compared to Costs of Projects Completed SFY 2016
RSMo.21.795.2(5,6)

(Dollars in Thousands)

County	Route	Job Number	SFY Award Date	Description of Improvement / Location	Estimate	Cost to Complete	Percent Difference
Clay	435	4I2381	3/2013	Bridge improvements at various locations within the I-35/Rte. 69 interchange. Involves bridges A1579-A1583, A3374, A3375, A3377, A3378, A3386-A3390 and A3416. Reason(s): * The project cost to complete was within +/- 10 percent of the estimate.	\$4,434	\$4,138	-6.68%
					PE: \$579	\$155	\$ Difference
					CE Inc: \$248	\$273	-\$296
					CN: \$3,607	\$3,710	
					RW Inc: \$0	\$0	
					RW: \$0	\$0	CN Award
					Utilities: \$0	\$0	Cost + Cont.
					NonContract: \$0	\$0	\$3,713
					Other: \$0	\$0	
					Budget Transfer: \$0	\$0	
Clay	69	4I2384	3/2013	Bridge improvements at Rte. 69 just south of I-35. Project involves bridge L0656. Reason(s): * The cost estimate deviated from the actual cost due to changing conditions after the estimate was established and lower than expected design cost.	\$1,025	\$902	-12.00%
					PE: \$106	\$28	\$ Difference
					CE Inc: \$59	\$219	-\$123
					CN: \$860	\$655	
					RW Inc: \$0	\$0	
					RW: \$0	\$0	CN Award
					Utilities: \$0	\$0	Cost + Cont.
					NonContract: \$0	\$0	\$655
					Other: \$0	\$0	
					Budget Transfer: \$0	\$0	
Clay	69	4P2364	11/2013	Pavement improvements from Rte. 92 to Rte. 10. Reason(s): * The project cost to complete was within +/- 10 percent of the estimate.	\$1,751	\$1,699	-2.97%
					PE: \$322	\$112	\$ Difference
					CE Inc: \$92	\$82	-\$52
					CN: \$1,337	\$1,505	
					RW Inc: \$0	\$0	
					RW: \$0	\$0	CN Award
					Utilities: \$0	\$0	Cost + Cont.
					NonContract: \$0	\$0	\$1,467
					Other: \$0	\$0	
					Budget Transfer: \$0	\$0	

Program Estimates Compared to Costs of Projects Completed SFY 2016
RSMo.21.795.2(5,6)

(Dollars in Thousands)

County	Route	Job Number	SFY Award Date	Description of Improvement / Location	Estimate	Cost to Complete	Percent Difference
Clay	9	4P2364C	11/2013	Pavement and sidewalk improvements from 32nd Street to 10th Street in North Kansas City. * The cost estimate deviated from the actual cost due to additional requirements after estimates were established and changes made to project during construction.	\$978	\$2,639	169.84%
					<i>PE:</i> \$16	\$0	\$ Difference
					<i>CE Inc:</i> \$62	\$117	\$1661
					<i>CN:</i> \$900	\$2,519	
					<i>RW Inc:</i> \$0	\$0	
					<i>RW:</i> \$0	\$0	<i>CN Award</i>
					<i>Utilities:</i> \$0	\$2	<i>Cost + Cont.</i>
					<i>NonContract:</i> \$0	\$0	<i>\$1,830</i>
					<i>Other:</i> \$0	\$0	
					<i>Budget Transfer:</i> \$0	\$0	
Clay	92	4P1748	3/2013	Congestion relief from Nations Road to east of I-35. SAFETEA-LU HP Demo ID MO091 totaling \$4,800,000. * The cost estimate deviated from the actual cost due to additional requirements after estimates were established, changes made to project during construction and higher than expected design cost.	\$7,105	\$8,764	23.35%
					<i>PE:</i> \$395	\$887	\$ Difference
					<i>CE Inc:</i> \$323	\$467	\$1659
					<i>CN:</i> \$4,712	\$6,219	
					<i>RW Inc:</i> \$74	\$110	
					<i>RW:</i> \$896	\$382	<i>CN Award</i>
					<i>Utilities:</i> \$705	\$698	<i>Cost + Cont.</i>
					<i>NonContract:</i> \$0	\$0	<i>\$5,641</i>
					<i>Other:</i> \$0	\$0	
					<i>Budget Transfer:</i> \$0	\$0	
Jackson	150	4P2251	9/2010	Construction of a new interchange at Botts Road in the city of Kansas City. Cost share with the City of Kansas City. * The cost estimate deviated from the actual cost due to competition among contractors and lower than expected design cost.	\$24,799	\$17,224	-30.55%
					<i>PE:</i> \$2,912	\$176	\$ Difference
					<i>CE Inc:</i> \$1,295	\$1,455	-\$7575
					<i>CN:</i> \$18,870	\$13,326	
					<i>RW Inc:</i> \$19	\$44	
					<i>RW:</i> \$203	\$450	<i>CN Award</i>
					<i>Utilities:</i> \$1,500	\$1,773	<i>Cost + Cont.</i>
					<i>NonContract:</i> \$0	\$0	<i>\$13,399</i>
					<i>Other:</i> \$0	\$0	
					<i>Budget Transfer:</i> \$0	\$0	

Program Estimates Compared to Costs of Projects Completed SFY 2016
RSMo.21.795.2(5,6)

(Dollars in Thousands)

County	Route	Job Number	SFY Award Date	Description of Improvement / Location	Estimate	Cost to Complete	Percent Difference
Jackson	24	4P2191C	2/2014	Bridge improvements over Cambridge Avenue, Burlington Northern and Union Pacific railroads in Kansas City. Bridge involves bridge K0394.	\$1,792	\$1,669	-6.86%
		Completion 7/6/2015	Reason(s):	* The project cost to complete was within +/- 10 percent of the estimate.	<i>PE:</i> \$116	\$0	\$ Difference -\$123
					<i>CE Inc:</i> \$108	\$108	
					<i>CN:</i> \$1,568	\$1,561	
					<i>RW Inc:</i> \$0	\$0	
					<i>RW:</i> \$0	\$0	<i>CN Award</i>
					<i>Utilities:</i> \$0	\$0	<i>Cost + Cont.</i>
					<i>NonContract:</i> \$0	\$0	\$1,520
					<i>Other:</i> \$0	\$0	
					<i>Budget Transfer:</i> \$0	\$0	
Jackson	24	4P3096G	2/2014	Bridge improvements over the Big Blue River. Project involves bridge K0392.	\$2,313	\$3,724	61.00%
		Completion 7/6/2015	Reason(s):	* The cost estimate deviated from the actual cost due to changing conditions after the estimate was established.	<i>PE:</i> \$225	\$300	\$ Difference \$1411
					<i>CE Inc:</i> \$134	\$144	
					<i>CN:</i> \$1,954	\$3,280	
					<i>RW Inc:</i> \$0	\$0	
					<i>RW:</i> \$0	\$0	<i>CN Award</i>
					<i>Utilities:</i> \$0	\$0	<i>Cost + Cont.</i>
					<i>NonContract:</i> \$0	\$0	\$3,365
					<i>Other:</i> \$0	\$0	
					<i>Budget Transfer:</i> \$0	\$0	
Jackson	291	4P3054	4/2014	Sidewalk improvements at various locations between Mulberry and Bayberry Streets in Lee's Summit. \$232,000 in District Transportation Enhancement funding.	\$345	\$790	128.99%
		Completion 9/4/2015	Reason(s):	* The cost estimate deviated from the actual cost due to additional requirements after estimates were established and higher than expected inspection costs.	<i>PE:</i> \$15	\$0	\$ Difference \$445
					<i>CE Inc:</i> \$21	\$212	
					<i>CN:</i> \$309	\$579	
					<i>RW Inc:</i> \$0	\$0	
					<i>RW:</i> \$0	\$0	<i>CN Award</i>
					<i>Utilities:</i> \$0	\$0	<i>Cost + Cont.</i>
					<i>NonContract:</i> \$0	\$0	\$550
					<i>Other:</i> \$0	\$0	
					<i>Budget Transfer:</i> \$0	\$0	

Program Estimates Compared to Costs of Projects Completed SFY 2016
RSMo.21.795.2(5,6)

(Dollars in Thousands)

County	Route	Job Number	SFY Award Date	Description of Improvement / Location	Estimate	Cost to Complete	Percent Difference
Jackson	35	4I2012	4/2013	Bridge improvements over 23rd Street Trafficway. Project involves bridge L0232.	\$16,106	\$23,300	44.67%
		Completion 3/18/2016	Reason(s):	* The cost estimate deviated from the actual cost due to additional requirements after estimates were established and changes made to project during construction.	<i>PE:</i> \$1,420 <i>CE Inc:</i> \$940 <i>CN:</i> \$13,691 <i>RW Inc:</i> \$0 <i>RW:</i> \$0 <i>Utilities:</i> \$55 <i>NonContract:</i> \$0 <i>Other:</i> \$0 <i>Budget Transfer:</i> \$0	\$1,035 \$469 \$21,796 \$0 \$0 \$0 \$0 \$0	\$ Difference \$7194 <i>CN Award</i> <i>Cost + Cont.</i> <i>\$20,404</i>
Jackson	35	4I2277	4/2013	Bridge improvements at Southwest Boulevard, BNSF Railroad, Jarboe and 27th Street in Kansas City. Project involves bridges A1701, A1702, A1703, A1705 and A1708.	\$7,939	\$10,584	33.32%
		Completion 3/18/2016	Reason(s):	* The cost estimate deviated from the actual cost due to changing conditions after the estimate was established and changes made to project during construction.	<i>PE:</i> \$510 <i>CE Inc:</i> \$474 <i>CN:</i> \$6,905 <i>RW Inc:</i> \$0 <i>RW:</i> \$0 <i>Utilities:</i> \$50 <i>NonContract:</i> \$0 <i>Other:</i> \$0 <i>Budget Transfer:</i> \$0	\$308 \$241 \$10,015 \$0 \$0 \$0 \$19 \$0	\$ Difference \$2645 <i>CN Award</i> <i>Cost + Cont.</i> <i>\$9,269</i>
Jackson	350	4P2364D	12/2013	Pavement improvements from I-435 in Raytown to west of Colbern Road in Lee's Summit.	\$3,415	\$3,135	-8.20%
		Completion 9/21/2015	Reason(s):	* The project cost to complete was within +/- 10 percent of the estimate.	<i>PE:</i> \$108 <i>CE Inc:</i> \$212 <i>CN:</i> \$3,095 <i>RW Inc:</i> \$0 <i>RW:</i> \$0 <i>Utilities:</i> \$0 <i>NonContract:</i> \$0 <i>Other:</i> \$0 <i>Budget Transfer:</i> \$0	\$0 \$253 \$2,882 \$0 \$0 \$0 \$0 \$0	\$ Difference -\$280 <i>CN Award</i> <i>Cost + Cont.</i> <i>\$2,965</i>

Program Estimates Compared to Costs of Projects Completed SFY 2016
RSMo.21.795.2(5,6)

(Dollars in Thousands)

County	Route	Job Number	SFY Award Date	Description of Improvement / Location	Estimate	Cost to Complete	Percent Difference
Jackson	40	451965	1/2010	Pavement and shoulder treatments from 31st Street to Harvard Avenue in the City of Kansas City.	\$1,409	\$1,712	21.50%
		Completion 7/6/2015	Reason(s):	* The cost estimate deviated from the actual cost due to conditions deteriorating faster than expected and additional requirements after estimates were established.	<i>PE:</i> \$40	\$22	\$ Difference \$303
					<i>CE Inc:</i> \$88	\$96	
					<i>CN:</i> \$1,281	\$1,594	
					<i>RW Inc:</i> \$0	\$0	
					<i>RW:</i> \$0	\$0	<i>CN Award</i>
					<i>Utilities:</i> \$0	\$0	<i>Cost + Cont.</i>
					<i>NonContract:</i> \$0	\$0	<i>\$2,008</i>
					<i>Other:</i> \$0	\$0	
					<i>Budget Transfer:</i> \$0	\$0	
Jackson	40	452029	6/2012	Cost Share project with City of Grain Valley for intersection and roadway improvements to Rte. 40 and Rtes. AA/BB in the City of Grain Valley. MoDOT's maximum is \$8,209,174. City of Grain Valley is responsible for 50% of project costs and costs in excess of \$16,418,348.	\$18,190	\$13,440	-26.11%
		Completion 3/18/2016	Reason(s):	* The cost estimate deviated from the actual cost due to lower than expected right of way costs, changing conditions after the estimate was established and lower than expected design cost.	<i>PE:</i> \$617	\$109	\$ Difference -\$4750
					<i>CE Inc:</i> \$940	\$592	
					<i>CN:</i> \$13,690	\$11,790	
					<i>RW Inc:</i> \$80	\$88	
					<i>RW:</i> \$2,763	\$739	<i>CN Award</i>
					<i>Utilities:</i> \$100	\$122	<i>Cost + Cont.</i>
					<i>NonContract:</i> \$0	\$0	<i>\$11,712</i>
					<i>Other:</i> \$0	\$0	
					<i>Budget Transfer:</i> \$0	\$0	
Jackson	435	411597B	1/2010	Utility relocation at Rte. 40/I-435. Let in combination with 411597.	\$766	\$1,151	50.26%
		Completion 7/6/2015	Reason(s):	* The cost estimate deviated from the actual cost due to additional requirements after estimates were established and changes made to project during construction.	<i>PE:</i> \$125	\$2	\$ Difference \$385
					<i>CE Inc:</i> \$41	\$26	
					<i>CN:</i> \$600	\$1,124	
					<i>RW Inc:</i> \$0	\$0	
					<i>RW:</i> \$0	\$0	<i>CN Award</i>
					<i>Utilities:</i> \$0	\$0	<i>Cost + Cont.</i>
					<i>NonContract:</i> \$0	\$0	<i>\$987</i>
					<i>Other:</i> \$0	\$0	
					<i>Budget Transfer:</i> \$0	\$0	

Program Estimates Compared to Costs of Projects Completed SFY 2016
RSMo.21.795.2(5,6)

(Dollars in Thousands)

County	Route	Job Number	SFY Award Date	Description of Improvement / Location	Estimate	Cost to Complete	Percent Difference
Jackson	50	4P2364E	11/2013	Pavement improvements from 3rd Street to Rte. RA in Lee's Summit.	\$2,067	\$1,921	-7.06%
		Completion 9/21/2015	Reason(s):	* The project cost to complete was within +/- 10 percent of the estimate.	<i>PE:</i> \$64	\$0	\$ Difference -\$146
					<i>CE Inc:</i> \$129	\$203	
					<i>CN:</i> \$1,874	\$1,718	
					<i>RW Inc:</i> \$0	\$0	
					<i>RW:</i> \$0	\$0	<i>CN Award</i>
					<i>Utilities:</i> \$0	\$0	<i>Cost + Cont.</i>
					<i>NonContract:</i> \$0	\$0	\$1,635
					<i>Other:</i> \$0	\$0	
					<i>Budget Transfer:</i> \$0	\$0	
Jackson	70	4I1404	11/2012	Pavement improvements (eastbound and westbound lanes) from Rte. 7 to the Lafayette County line.	\$7,790	\$7,355	-5.58%
		Completion 7/6/2015	Reason(s):	* The project cost to complete was within +/- 10 percent of the estimate.	<i>PE:</i> \$606	\$84	\$ Difference -\$435
					<i>CE Inc:</i> \$461	\$485	
					<i>CN:</i> \$6,723	\$6,787	
					<i>RW Inc:</i> \$0	\$0	
					<i>RW:</i> \$0	\$0	<i>CN Award</i>
					<i>Utilities:</i> \$0	\$0	<i>Cost + Cont.</i>
					<i>NonContract:</i> \$0	\$0	\$7,197
					<i>Other:</i> \$0	\$0	
					<i>Budget Transfer:</i> \$0	\$0	
Jackson	70	4I1597	1/2010	Construct new half diamond interchange at Route 40/I-435, replace Blue Ridge Cut-off bridge over I-70, add lanes to I-70 and modify some ramps. (Balance of project being funded by other sources; total project costs are \$32 million) *Economic Recovery Project*	\$39,706	\$54,306	36.77%
		Completion 7/6/2015	Reason(s):	* The cost estimate deviated from the actual cost due to conditions deteriorating faster than expected, additional requirements after estimates were established and higher than expected right of way costs.	<i>PE:</i> \$5,642	\$6,025	\$ Difference \$14600
					<i>CE Inc:</i> \$1,754	\$2,105	
					<i>CN:</i> \$25,565	\$37,699	
					<i>RW Inc:</i> \$95	\$250	
					<i>RW:</i> \$3,260	\$6,380	<i>CN Award</i>
					<i>Utilities:</i> \$2,585	\$1,822	<i>Cost + Cont.</i>
					<i>NonContract:</i> \$805	\$24	\$36,880
					<i>Other:</i> \$0	\$0	
					<i>Budget Transfer:</i> \$0	\$0	

Program Estimates Compared to Costs of Projects Completed SFY 2016
RSMo.21.795.2(5,6)

(Dollars in Thousands)

County	Route	Job Number	SFY Award Date	Description of Improvement / Location	Estimate	Cost to Complete	Percent Difference
Jackson	70	4I2228	6/2012	North outer road relocation from Jefferson Court to west of Sunny Lane Drive in Grain Valley.	\$3,719	\$4,897	31.68%
		Completion 3/18/2016	Reason(s):	* The cost estimate deviated from the actual cost due to higher than expected right of way and inspection costs.	<i>PE:</i> \$30	\$20	\$ Difference \$1178
					<i>CE Inc:</i> \$179	\$392	
					<i>CN:</i> \$2,610	\$1,994	
					<i>RW Inc:</i> \$10	\$37	
					<i>RW:</i> \$890	\$2,443	<i>CN Award</i>
					<i>Utilities:</i> \$0	\$0	<i>Cost + Cont.</i>
					<i>NonContract:</i> \$0	\$10	<i>\$1,980</i>
					<i>Other:</i> \$0	\$0	
					<i>Budget Transfer:</i> \$0	\$0	
Jackson	70	4I2379	11/2012	Relocation and upgrade of existing guard cable from Rte. 7 to Rte. F in Oak Grove.	\$1,464	\$947	-35.31%
		Completion 7/6/2015	Reason(s):	* The cost estimate deviated from the actual cost due to competition among contractors, lower than expected design cost and changes made to project during construction.	<i>PE:</i> \$113	\$0	\$ Difference -\$517
					<i>CE Inc:</i> \$87	\$54	
					<i>CN:</i> \$1,264	\$893	
					<i>RW Inc:</i> \$0	\$0	
					<i>RW:</i> \$0	\$0	<i>CN Award</i>
					<i>Utilities:</i> \$0	\$0	<i>Cost + Cont.</i>
					<i>NonContract:</i> \$0	\$0	<i>\$947</i>
					<i>Other:</i> \$0	\$0	
					<i>Budget Transfer:</i> \$0	\$0	
Jackson	F	4P2267	6/2013	Cost share project with Oak Grove to improve the corridor from 13th Street to city limits of Oak Grove. Cost share maximum is \$4,504,500. City of Oak Grove is responsible for 50% of project costs (\$4,563,000) and all costs in excess of \$9,009,000.	\$10,265	\$12,181	18.67%
		Completion 11/4/2015	Reason(s):	* The cost estimate deviated from the actual cost due to additional requirements after estimates were established, higher than expected engineering costs and changes made to project during construction.	<i>PE:</i> \$562	\$761	\$ Difference \$1916
					<i>CE Inc:</i> \$464	\$804	
					<i>CN:</i> \$6,759	\$8,956	
					<i>RW Inc:</i> \$171	\$187	
					<i>RW:</i> \$1,992	\$1,405	<i>CN Award</i>
					<i>Utilities:</i> \$315	\$69	<i>Cost + Cont.</i>
					<i>NonContract:</i> \$2	\$0	<i>\$8,697</i>
					<i>Other:</i> \$0	\$0	
					<i>Budget Transfer:</i> \$0	\$0	

Program Estimates Compared to Costs of Projects Completed SFY 2016
RSMo.21.795.2(5,6)

(Dollars in Thousands)

County	Route	Job Number	SFY Award Date	Description of Improvement / Location	Estimate	Cost to Complete	Percent Difference
Jackson	Service Rd.	4S1940	6/2014	Outer road improvements from Courtney Road to Kentucky Road. MoDOT's share represents earmark MO088 with a maximum of \$1,439,839. \$300,000 from Sugar Creek.	\$1,966	\$2,199	11.85%
		Completion 6/7/2016	Reason(s):	* The cost estimate deviated from the actual cost due to higher than expected engineering costs.	<i>PE:</i> \$233	\$472	\$ Difference \$233
					<i>CE Inc:</i> \$92	\$391	
					<i>CN:</i> \$1,345	\$1,335	
					<i>RW Inc:</i> \$1	\$1	
					<i>RW:</i> \$129	\$0	<i>CN Award</i>
					<i>Utilities:</i> \$166	\$0	<i>Cost + Cont.</i>
					<i>NonContract:</i> \$0	\$0	\$1,325
					<i>Other:</i>	\$0	
					<i>Budget Transfer:</i>	\$0	
Jackson	Various	4Q1941	0/2009	Payment to the Mid-America Regional Council (MARC) beginning in SFY 2007 for SmartPort ITS in Jackson County. SAFETEA-LU federal project authorized at \$4 million. MoDOT's contribution toward this project is capped at the obligation limitation of the federal funds.	\$3,600	\$3,430	-4.72%
		Completion 3/7/2016	Reason(s):	* The project cost to complete was within +/- 10 percent of the estimate.	<i>PE:</i> \$0	\$0	\$ Difference -\$170
					<i>CE Inc:</i> \$0	\$0	
					<i>CN:</i> \$0	\$0	
					<i>RW Inc:</i> \$0	\$0	
					<i>RW:</i> \$0	\$0	<i>CN Award</i>
					<i>Utilities:</i> \$0	\$0	<i>Cost + Cont. \$0</i>
					<i>NonContract:</i> \$3,600	\$3,430	
					<i>Other:</i>	\$0	
					<i>Budget Transfer:</i>	\$0	
Johnson	50	3P3028	4/2014	Safety improvements at the intersection of Rte. 58 in Centerview.	\$709	\$1,382	94.92%
		Completion 3/18/2016	Reason(s):	* The cost estimate deviated from the actual cost due to additional requirements after estimates were established and higher than expected inspection costs.	<i>PE:</i> \$45	\$40	\$ Difference \$673
					<i>CE Inc:</i> \$42	\$234	
					<i>CN:</i> \$606	\$1,088	
					<i>RW Inc:</i> \$10	\$4	
					<i>RW:</i> \$6	\$17	<i>CN Award</i>
					<i>Utilities:</i> \$0	\$0	<i>Cost + Cont.</i>
					<i>NonContract:</i> \$0	\$0	\$1,152
					<i>Other:</i>	\$0	
					<i>Budget Transfer:</i>	\$0	

Program Estimates Compared to Costs of Projects Completed SFY 2016
RSMo.21.795.2(5,6)

(Dollars in Thousands)

County	Route	Job Number	SFY Award Date	Description of Improvement / Location	Estimate	Cost to Complete	Percent Difference
Lafayette	23	353036	11/2013	Pavement improvements from Rte. 20 to Rte. 24 near Waverly.	\$583	\$697	19.55%
		Completion 8/20/2015	Reason(s):	* The cost estimate deviated from the actual cost due to conditions deteriorating faster than expected.	<i>PE:</i> \$9	\$0	\$ Difference \$114
					<i>CE Inc:</i> \$37	\$33	
					<i>CN:</i> \$537	\$664	
					<i>RW Inc:</i> \$0	\$0	
					<i>RW:</i> \$0	\$0	<i>CN Award</i>
					<i>Utilities:</i> \$0	\$0	<i>Cost + Cont.</i>
					<i>NonContract:</i> \$0	\$0	\$665
					<i>Other:</i> \$0	\$0	
					<i>Budget Transfer:</i>	\$0	
Lafayette	24	9P2264N	2/2014	Signing and striping improvements at the intersection of US 24 and Rte. 131 in Lafayette County and the intersections of Rte. 13 and Rte. Y, Rte. 23 and Rte. D/Y, Rte. 2 and Rte. 13 in Johnson County. \$45,000 Open Container funds.	\$54	\$69	27.78%
		Completion 1/7/2016	Reason(s):	* The cost estimate deviated from the actual cost due to additional requirements after estimates were established and higher than expected inspection costs.	<i>PE:</i> \$6	\$0	\$ Difference \$15
					<i>CE Inc:</i> \$3	\$8	
					<i>CN:</i> \$45	\$61	
					<i>RW Inc:</i> \$0	\$0	
					<i>RW:</i> \$0	\$0	<i>CN Award</i>
					<i>Utilities:</i> \$0	\$0	<i>Cost + Cont.</i>
					<i>NonContract:</i> \$0	\$0	\$62
					<i>Other:</i> \$0	\$0	
					<i>Budget Transfer:</i>	\$0	
Lafayette	70	4I2352	11/2012	Pavement improvements from Johnson Drive in Odessa to Rte. 13.	\$2,994	\$2,688	-10.22%
		Completion 7/6/2015	Reason(s):	* The cost estimate deviated from the actual cost due to changing conditions after the estimate was established and changes made to project during construction.	<i>PE:</i> \$31	\$32	\$ Difference -\$306
					<i>CE Inc:</i> \$190	\$264	
					<i>CN:</i> \$2,773	\$2,392	
					<i>RW Inc:</i> \$0	\$0	
					<i>RW:</i> \$0	\$0	<i>CN Award</i>
					<i>Utilities:</i> \$0	\$0	<i>Cost + Cont.</i>
					<i>NonContract:</i> \$0	\$0	\$2,527
					<i>Other:</i> \$0	\$0	
					<i>Budget Transfer:</i>	\$0	

Program Estimates Compared to Costs of Projects Completed SFY 2016
RSMo.21.795.2(5,6)

(Dollars in Thousands)

County	Route	Job Number	SFY Award Date	Description of Improvement / Location	Estimate	Cost to Complete	Percent Difference
Pettis	50	5P2205	4/2014	Pavement and sidewalk improvements from 0.13 mile east of Rte. 65 to the Union Pacific Railroad bridge. \$570,000 in Statewide Transportation Enhancement funds.	\$3,629	\$4,636	27.75%
		Completion 1/21/2016	Reason(s):	* The cost estimate deviated from the actual cost due to higher than expected design cost and additional requirements after estimates were established.	<i>PE:</i> \$223	\$929	\$ Difference \$1007
					<i>CE Inc:</i> \$217	\$304	
					<i>CN:</i> \$3,164	\$3,403	
					<i>RW Inc:</i> \$8	\$0	
					<i>RW:</i> \$17	\$0	<i>CN Award</i>
					<i>Utilities:</i> \$0	\$0	<i>Cost + Cont.</i>
					<i>NonContract:</i> \$0	\$0	\$3,322
					<i>Other:</i> \$0	\$0	
					<i>Budget Transfer:</i> \$0	\$0	
Pettis	52	4P2395B	11/2013	Addition of shoulder and pavement improvements from the Henry County Line to Rte. 65. \$217,000 in Repeat Offender funds, \$12,000 High Risk Rural Roads funds, and \$110,000 Open Container funds.	\$1,484	\$1,531	3.17%
		Completion 10/6/2015	Reason(s):	* The project cost to complete was within +/- 10 percent of the estimate.	<i>PE:</i> \$26	\$0	\$ Difference \$47
					<i>CE Inc:</i> \$94	\$121	
					<i>CN:</i> \$1,364	\$1,411	
					<i>RW Inc:</i> \$0	\$0	
					<i>RW:</i> \$0	\$0	<i>CN Award</i>
					<i>Utilities:</i> \$0	\$0	<i>Cost + Cont.</i>
					<i>NonContract:</i> \$0	\$0	\$1,557
					<i>Other:</i> \$0	\$0	
					<i>Budget Transfer:</i> \$0	\$0	
Platte	152	4P3050	7/2014	Installation of guard cable from North Congress Avenue to Flintlock Road. \$2,495,000 Open Container funds.	\$2,947	\$2,343	-20.50%
		Completion 9/21/2015	Reason(s):	* The cost estimate deviated from the actual cost due to changing conditions after the estimate was established and lower than expected design cost.	<i>PE:</i> \$281	\$116	\$ Difference -\$604
					<i>CE Inc:</i> \$171	\$119	
					<i>CN:</i> \$2,495	\$2,108	
					<i>RW Inc:</i> \$0	\$0	
					<i>RW:</i> \$0	\$0	<i>CN Award</i>
					<i>Utilities:</i> \$0	\$0	<i>Cost + Cont.</i>
					<i>NonContract:</i> \$0	\$0	\$1,827
					<i>Other:</i> \$0	\$0	
					<i>Budget Transfer:</i> \$0	\$0	

Program Estimates Compared to Costs of Projects Completed SFY 2016
RSMo.21.795.2(5,6)

(Dollars in Thousands)

County	Route	Job Number	SFY Award Date	Description of Improvement / Location	Estimate	Cost to Complete	Percent Difference
Platte	29	4I2168	2/2013	Pavement improvements from Rte. 273 to the Buchanan County Line. * The cost estimate deviated from the actual cost due to competition among contractors and lower than expected design cost.	\$6,583	\$4,936	-25.02%
					<i>PE:</i> \$214	\$0	\$ Difference
					<i>CE Inc:</i> \$409	\$287	-\$1647
					<i>CN:</i> \$5,960	\$4,649	
					<i>RW Inc:</i> \$0	\$0	
					<i>RW:</i> \$0	\$0	<i>CN Award</i>
					<i>Utilities:</i> \$0	\$0	<i>Cost + Cont.</i>
					<i>NonContract:</i> \$0	\$0	<i>\$3,953</i>
					<i>Other:</i> \$0	\$0	
					<i>Budget Transfer:</i> \$0	\$0	
Platte	29	4I2335	2/2013	Interchange improvements at Tiffany Springs Parkway in Kansas City. SFY 2015 Cost share with the Kansas City TIF Commission. MoDOT's maximum is \$4,727,356. TIF to provide design. * The project cost to complete was within +/- 10 percent of the estimate.	\$13,620	\$12,507	-8.17%
					<i>PE:</i> \$260	\$70	\$ Difference
					<i>CE Inc:</i> \$707	\$822	-\$1113
					<i>CN:</i> \$10,301	\$10,605	
					<i>RW Inc:</i> \$59	\$69	
					<i>RW:</i> \$1,047	\$392	<i>CN Award</i>
					<i>Utilities:</i> \$1,245	\$507	<i>Cost + Cont.</i>
					<i>NonContract:</i> \$1	\$41	<i>\$10,488</i>
					<i>Other:</i> \$0	\$0	
					<i>Budget Transfer:</i> \$0	\$0	
Platte	45	4P1927	5/2010	Pavement and shoulder treatments from Rte. K to I-435 near the City of Parkville. * The project cost to complete was within +/- 10 percent of the estimate.	\$684	\$635	-7.16%
					<i>PE:</i> \$18	\$23	\$ Difference
					<i>CE Inc:</i> \$43	\$56	-\$49
					<i>CN:</i> \$623	\$556	
					<i>RW Inc:</i> \$0	\$0	
					<i>RW:</i> \$0	\$0	<i>CN Award</i>
					<i>Utilities:</i> \$0	\$0	<i>Cost + Cont.</i>
					<i>NonContract:</i> \$0	\$0	<i>\$697</i>
					<i>Other:</i> \$0	\$0	
					<i>Budget Transfer:</i> \$0	\$0	

Program Estimates Compared to Costs of Projects Completed SFY 2016
RSMo.21.795.2(5,6)

(Dollars in Thousands)

County	Route	Job Number	SFY Award Date	Description of Improvement / Location	Estimate	Cost to Complete	Percent Difference
Platte	45	4P3034	8/2013	Guardrail improvements at Mission Creek. Safe and Sound funds. * The cost estimate deviated from the actual cost due to lower than expected utility costs, lower right of way costs, lower design costs, changes made to project during construction and changing conditions after the estimate was established.	\$171	\$137	-19.88%
					<i>PE:</i> \$20 <i>CE Inc:</i> \$7 <i>CN:</i> \$97 <i>RW Inc:</i> \$2 <i>RW:</i> \$20 <i>Utilities:</i> \$25 <i>NonContract:</i> \$0 <i>Other:</i> \$0 <i>Budget Transfer:</i> \$0	\$0 \$46 \$76 \$1 \$0 \$0 \$13 \$0 \$0	\$ Difference -\$34 <i>CN Award</i> <i>Cost + Cont.</i> <i>\$87</i>
Platte	45	4U1108B	5/2010	Safety and capacity improvements from Rte. K to Rte. 9 in the City of Parkville and Platte County. MARC Suballocated FY 2011-2012 funds. * The cost estimate deviated from the actual cost due to competition among contractors and lower than expected right of way costs.	\$35,239	\$27,419	-22.19%
					<i>PE:</i> \$1,707 <i>CE Inc:</i> \$1,810 <i>CN:</i> \$26,370 <i>RW Inc:</i> \$288 <i>RW:</i> \$3,750 <i>Utilities:</i> \$1,311 <i>NonContract:</i> \$3 <i>Other:</i> \$0 <i>Budget Transfer:</i> \$0	\$3,167 \$1,979 \$17,903 \$436 \$1,800 \$2,071 \$63 \$0 \$0	\$ Difference -\$7820 <i>CN Award</i> <i>Cost + Cont.</i> <i>\$16,130</i>
Platte	635	4I3107	7/2015	High friction surface treatment to both lanes of the off ramp at Exit 3B from southbound I-29 southbound I-635. \$76,800 Accelerated Innovation Deployment (AID) and \$12,000 AID credit for testing. * The cost estimate deviated from the actual cost due to competition among contractors and changes made to project during construction.	\$105	\$79	-24.76%
					<i>PE:</i> \$2 <i>CE Inc:</i> \$7 <i>CN:</i> \$96 <i>RW Inc:</i> \$0 <i>RW:</i> \$0 <i>Utilities:</i> \$0 <i>NonContract:</i> \$0 <i>Other:</i> \$0 <i>Budget Transfer:</i> \$0	\$0 \$5 \$73 \$0 \$0 \$0 \$0 \$0 \$0	\$ Difference -\$26 <i>CN Award</i> <i>Cost + Cont.</i> <i>\$76</i>

Program Estimates Compared to Costs of Projects Completed SFY 2016
RSMo.21.795.2(5,6)

(Dollars in Thousands)

County	Route	Job Number	SFY Award Date	Description of Improvement / Location	Estimate	Cost to Complete	Percent Difference
Platte	72nd St.	453104	7/2014	Intersection improvements at I-29 in Kansas City. * The cost estimate deviated from the actual cost due to higher than expected inspection costs, changes made to project during construction and recent changes in market prices for project components.	\$343	\$458	33.53%
					<i>PE:</i> \$101	\$84	\$ Difference \$115
		Completion 7/21/2015	Reason(s):		<i>CE Inc:</i> \$16	\$95	
					<i>CN:</i> \$226	\$278	
					<i>RW Inc:</i> \$0	\$0	
					<i>RW:</i> \$0	\$0	<i>CN Award Cost + Cont. \$249</i>
					<i>Utilities:</i> \$0	\$0	
					<i>NonContract:</i> \$0	\$0	
					<i>Other:</i> \$0	\$0	
					<i>Budget Transfer:</i> \$0	\$0	
Platte	E	4P3095G	6/2015	Improve sight distance by adjusting grade west of Elm Grove Road. * The cost estimate deviated from the actual cost due to higher than expected inspection costs, additional requirements after estimates were established and recent changes in market prices for project components.	\$275	\$337	22.55%
					<i>PE:</i> \$9	\$12	\$ Difference \$62
		Completion 1/21/2016	Reason(s):		<i>CE Inc:</i> \$14	\$64	
					<i>CN:</i> \$198	\$229	
					<i>RW Inc:</i> \$1	\$0	
					<i>RW:</i> \$1	\$0	<i>CN Award Cost + Cont. \$233</i>
					<i>Utilities:</i> \$52	\$32	
					<i>NonContract:</i> \$0	\$0	
					<i>Other:</i> \$0	\$0	
					<i>Budget Transfer:</i> \$0	\$0	
Platte	JJ	4P3095F	10/2014	Pavement and culvert improvement 0.5 mile west of Rte. 45 near Weston. * The cost estimate deviated from the actual cost due to conditions deteriorating faster than expected and higher than expected inspection costs.	\$158	\$192	21.52%
					<i>PE:</i> \$9	\$0	\$ Difference \$34
		Completion 7/6/2015	Reason(s):		<i>CE Inc:</i> \$10	\$15	
					<i>CN:</i> \$139	\$177	
					<i>RW Inc:</i> \$0	\$0	
					<i>RW:</i> \$0	\$0	<i>CN Award Cost + Cont. \$193</i>
					<i>Utilities:</i> \$0	\$0	
					<i>NonContract:</i> \$0	\$0	
					<i>Other:</i> \$0	\$0	
					<i>Budget Transfer:</i> \$0	\$0	

Program Estimates Compared to Costs of Projects Completed SFY 2016
RSMo.21.795.2(5,6)

(Dollars in Thousands)

County	Route	Job Number	SFY Award Date	Description of Improvement / Location	Estimate	Cost to Complete	Percent Difference
Ray	10	3P3033	4/2014	Pavement improvements from Rte. 13 to the east leg of Old Rte. 10. * The cost estimate deviated from the actual cost due to changes made to project during construction, higher than expected inspection costs and conditions deteriorating faster than expected.	\$879	\$994	13.08%
					<i>PE:</i> \$14	\$0	\$ Difference
					<i>CE Inc:</i> \$56	\$88	\$115
					<i>CN:</i> \$809	\$906	
					<i>RW Inc:</i> \$0	\$0	
					<i>RW:</i> \$0	\$0	<i>CN Award</i>
					<i>Utilities:</i> \$0	\$0	<i>Cost + Cont.</i>
					<i>NonContract:</i> \$0	\$0	<i>\$824</i>
					<i>Other:</i> \$0	\$0	
					<i>Budget Transfer:</i> \$0	\$0	
Ray	10	3P3038	4/2014	Pavement improvements from Merrifield Lane to Rte. FF. \$243,000 Northwest District STIP funds. * The project cost to complete was within +/- 10 percent of the estimate.	\$1,544	\$1,578	2.20%
					<i>PE:</i> \$30	\$0	\$ Difference
					<i>CE Inc:</i> \$97	\$47	\$34
					<i>CN:</i> \$1,417	\$1,530	
					<i>RW Inc:</i> \$0	\$0	
					<i>RW:</i> \$0	\$0	<i>CN Award</i>
					<i>Utilities:</i> \$0	\$0	<i>Cost + Cont.</i>
					<i>NonContract:</i> \$0	\$0	<i>\$1,515</i>
					<i>Other:</i> \$0	\$0	
					<i>Budget Transfer:</i> \$0	\$0	
Ray	13	3P3000	2/2014	Construct new sidewalks from Bus. 10 to south of Walton Way in Richmond. \$294,000 District Transportation Enhancement funds. * The cost estimate deviated from the actual cost due to changes made to project during construction, higher than expected inspection costs and additional requirements after the estimates were established.	\$445	\$572	28.54%
					<i>PE:</i> \$20	\$1	\$ Difference
					<i>CE Inc:</i> \$27	\$83	\$127
					<i>CN:</i> \$398	\$487	
					<i>RW Inc:</i> \$0	\$0	
					<i>RW:</i> \$0	\$0	<i>CN Award</i>
					<i>Utilities:</i> \$0	\$0	<i>Cost + Cont.</i>
					<i>NonContract:</i> \$0	\$0	<i>\$422</i>
					<i>Other:</i> \$0	\$0	
					<i>Budget Transfer:</i> \$0	\$0	

Program Estimates Compared to Costs of Projects Completed SFY 2016
RSMo.21.795.2(5,6)

(Dollars in Thousands)

County	Route	Job Number	SFY Award Date	Description of Improvement / Location	Estimate	Cost to Complete	Percent Difference
Saline	41	3P3032	11/2013	Pavement improvements from 500' west of Miami Avenue to Magnolia Avenue in Marshall. Reason(s): * The project cost to complete was within +/- 10 percent of the estimate.	\$710	\$711	0.14%
					<i>PE:</i> \$7	\$0	\$ Difference
					<i>CE Inc:</i> \$45	\$26	\$1
					<i>CN:</i> \$658	\$685	
					<i>RW Inc:</i> \$0	\$0	
					<i>RW:</i> \$0	\$0	<i>CN Award</i>
					<i>Utilities:</i> \$0	\$0	<i>Cost + Cont.</i>
					<i>NonContract:</i> \$0	\$0	<i>\$778</i>
					<i>Other:</i> \$0	\$0	
					<i>Budget Transfer:</i> \$0	\$0	
Saline	70	2I2165H	4/2013	Job Order Contracting for pavement repair from Rte. F near Oak Grove in Jackson County to the Saline/Cooper County line. Reason(s): * The cost estimate deviated from the actual cost due to this being a Job Order Contract that was extended for a maximum two year term.	\$269	\$440	63.57%
					<i>PE:</i> \$1	\$0	\$ Difference
					<i>CE Inc:</i> \$18	\$16	\$171
					<i>CN:</i> \$250	\$424	
					<i>RW Inc:</i> \$0	\$0	
					<i>RW:</i> \$0	\$0	<i>CN Award</i>
					<i>Utilities:</i> \$0	\$0	<i>Cost + Cont.</i>
					<i>NonContract:</i> \$0	\$0	<i>\$250</i>
					<i>Other:</i> \$0	\$0	
					<i>Budget Transfer:</i> \$0	\$0	
Saline	C	4P2395	11/2013	Pavement improvements from Rte. O to Rte. 240 and Rte. 240 from Rte. 41 to the Missouri River Bridge. Rte. 240 improvements include the addition of shoulders. \$510,000 in Repeat Offender funds. Reason(s): * The cost estimate deviated from the actual cost due to additional requirements after estimates were established and higher than expected inspection costs.	\$2,124	\$2,544	19.77%
					<i>PE:</i> \$24	\$21	\$ Difference
					<i>CE Inc:</i> \$135	\$184	\$420
					<i>CN:</i> \$1,965	\$2,340	
					<i>RW Inc:</i> \$0	\$0	
					<i>RW:</i> \$0	\$0	<i>CN Award</i>
					<i>Utilities:</i> \$0	\$0	<i>Cost + Cont.</i>
					<i>NonContract:</i> \$0	\$0	<i>\$2,561</i>
					<i>Other:</i> \$0	\$0	
					<i>Budget Transfer:</i> \$0	\$0	

Program Estimates Compared to Costs of Projects Completed SFY 2016
RSMo.21.795.2(5,6)

(Dollars in Thousands)

County	Route	Job Number	SFY Award Date	Description of Improvement / Location	Estimate	Cost to Complete	Percent Difference	
Various	Various	212166G	6/2014	Job Order Contracting for concrete repair at various interstate locations in the urban Kansas City District. Reason(s): * The cost estimate deviated from the actual cost due to this being a Job Order Contracting project. The need for repairs was not as high as estimated.	\$1,080	\$461	-57.31%	
					<i>PE:</i>	\$10	\$0	\$ Difference
					<i>CE Inc:</i>	\$70	\$74	-\$619
					<i>CN:</i>	\$1,000	\$387	
					<i>RW Inc:</i>	\$0	\$0	
					<i>RW:</i>	\$0	\$0	<i>CN Award</i>
					<i>Utilities:</i>	\$0	\$0	<i>Cost + Cont.</i>
					<i>NonContract:</i>	\$0	\$0	<i>\$1,000</i>
					<i>Other:</i>	\$0	\$0	
					<i>Budget Transfer:</i>		\$0	
Various	Various	413008	0/2015	On-call work zone enforcement at various locations in the rural Kansas City District. Reason(s): * The cost estimate deviated from the actual cost due to this being an on-call work zone enforcement project. The need for enforcement was not as high as estimated.	\$11	\$1	-90.91%	
					<i>PE:</i>	\$1	\$0	\$ Difference
					<i>CE Inc:</i>	\$0	\$0	-\$10
					<i>CN:</i>	\$0	\$0	
					<i>RW Inc:</i>	\$0	\$0	
					<i>RW:</i>	\$0	\$0	<i>CN Award</i>
					<i>Utilities:</i>	\$0	\$0	<i>Cost + Cont. \$0</i>
					<i>NonContract:</i>	\$10	\$1	
					<i>Other:</i>		\$0	
					<i>Budget Transfer:</i>		\$0	
Various	Various	413013	0/2015	On-call work zone enforcement at various locations in the urban Kansas City District. Reason(s): * The cost estimate deviated from the actual cost due to this being an on-call work zone enforcement project. The need for enforcement was not as high as estimated.	\$156	\$24	-84.62%	
					<i>PE:</i>	\$0	\$0	\$ Difference
					<i>CE Inc:</i>	\$0	\$0	-\$132
					<i>CN:</i>	\$0	\$0	
					<i>RW Inc:</i>	\$0	\$0	
					<i>RW:</i>	\$0	\$0	<i>CN Award</i>
					<i>Utilities:</i>	\$0	\$0	<i>Cost + Cont. \$0</i>
					<i>NonContract:</i>	\$156	\$24	
					<i>Other:</i>		\$0	
					<i>Budget Transfer:</i>		\$0	

Program Estimates Compared to Costs of Projects Completed SFY 2016
RSMo.21.795.2(5,6)

(Dollars in Thousands)

County	Route	Job Number	SFY Award Date	Description of Improvement / Location	Estimate	Cost to Complete	Percent Difference
Various	Various	4I3033	6/2013	Job Order Contracting for fencing repairs at various interstate locations in the urban Kansas City District. Reason(s): * The cost estimate deviated from the actual cost due to this being a Job Order Contracting project. The need for repairs was not as high as estimated.	\$560	\$442	-21.07%
					PE: \$15	\$0	\$ Difference
					CE Inc: \$35	\$20	-\$118
					CN: \$510	\$422	
					RW Inc: \$0	\$0	
					RW: \$0	\$0	CN Award
					Utilities: \$0	\$0	Cost + Cont.
					NonContract: \$0	\$0	\$510
					Other: \$0	\$0	
					Budget Transfer: \$0	\$0	
Various	Various	4P2309	6/2014	Job Order Contracting for guard cable and guardrail repair at various locations in the urban Kansas City District. Reason(s): * The cost estimate deviated from the actual cost due to this being a Job Order Contracting repair project. The need for repairs was higher than estimated.	\$1,759	\$2,492	41.67%
					PE: \$48	\$1	\$ Difference
					CE Inc: \$110	\$36	\$733
					CN: \$1,601	\$2,455	
					RW Inc: \$0	\$0	
					RW: \$0	\$0	CN Award
					Utilities: \$0	\$0	Cost + Cont.
					NonContract: \$0	\$0	\$1,601
					Other: \$0	\$0	
					Budget Transfer: \$0	\$0	
Various	Various	4P2310	6/2014	Job Order Contracting for guard cable and guardrail repair in the rural Kansas City District. Reason(s): * The cost estimate deviated from the actual cost due to this being a Job Order Contracting project. The need for repairs was not as high as estimated.	\$588	\$485	-17.52%
					PE: \$17	\$0	\$ Difference
					CE Inc: \$37	\$9	-\$103
					CN: \$534	\$476	
					RW Inc: \$0	\$0	
					RW: \$0	\$0	CN Award
					Utilities: \$0	\$0	Cost + Cont.
					NonContract: \$0	\$0	\$534
					Other: \$0	\$0	
					Budget Transfer: \$0	\$0	

Program Estimates Compared to Costs of Projects Completed SFY 2016
RSMo.21.795.2(5,6)

(Dollars in Thousands)

County	Route	Job Number	SFY Award Date	Description of Improvement / Location	Estimate	Cost to Complete	Percent Difference
Various	Various	4P2319	2/2012	Job Order Contracting for preventive maintenance on various bridges in the urban Kansas City District. Reason(s): * The project cost to complete was within +/- 10 percent of the estimate.	\$2,157	\$2,132	-1.16%
					<i>PE:</i> \$20	\$16	\$ Difference
					<i>CE Inc:</i> \$137	\$164	-\$25
					<i>CN:</i> \$2,000	\$1,952	
					<i>RW Inc:</i> \$0	\$0	
					<i>RW:</i> \$0	\$0	<i>CN Award</i>
					<i>Utilities:</i> \$0	\$0	<i>Cost + Cont.</i>
					<i>NonContract:</i> \$0	\$0	\$2,385
					<i>Other:</i> \$0	\$0	
					<i>Budget Transfer:</i> \$0	\$0	
Various	Various	4P3008	4/2015	Job Order Contracting for pavement repair at various major route locations in the urban Kansas City District. Reason(s): * The project cost to complete was within +/- 10 percent of the estimate.	\$382	\$410	7.33%
					<i>PE:</i> \$7	\$3	\$ Difference
					<i>CE Inc:</i> \$25	\$41	\$28
					<i>CN:</i> \$350	\$366	
					<i>RW Inc:</i> \$0	\$0	
					<i>RW:</i> \$0	\$0	<i>CN Award</i>
					<i>Utilities:</i> \$0	\$0	<i>Cost + Cont.</i>
					<i>NonContract:</i> \$0	\$0	\$350
					<i>Other:</i> \$0	\$0	
					<i>Budget Transfer:</i> \$0	\$0	
Various	Various	4P3097	6/2015	Job Order Contracting for fence repair at various locations in the urban Kansas City District. Reason(s): * The cost estimate deviated from the actual cost due to this being a Job Order Contracting project. The need for repairs was not as high as estimated.	\$275	\$39	-85.82%
					<i>PE:</i> \$7	\$2	\$ Difference
					<i>CE Inc:</i> \$18	\$1	-\$236
					<i>CN:</i> \$250	\$36	
					<i>RW Inc:</i> \$0	\$0	
					<i>RW:</i> \$0	\$0	<i>CN Award</i>
					<i>Utilities:</i> \$0	\$0	<i>Cost + Cont.</i>
					<i>NonContract:</i> \$0	\$0	\$250
					<i>Other:</i> \$0	\$0	
					<i>Budget Transfer:</i> \$0	\$0	

Program Estimates Compared to Costs of Projects Completed SFY 2016
RSMo.21.795.2(5,6)

(Dollars in Thousands)

County	Route	Job Number	SFY Award Date	Description of Improvement / Location	Estimate	Cost to Complete	Percent Difference	
Various	Various	4Q1993B	0/2013	Regional video integration project with the Kansas City Scout Traffic Management Center in the urban Kansas City District. \$250,000 from Special ITS Integration Earmark ITS-0129(401).	\$350	\$292	-16.57%	
					<i>PE:</i>	\$0	\$0	\$ Difference
					<i>CE Inc:</i>	\$0	\$0	-\$58
					<i>CN:</i>	\$350	\$292	
					<i>RW Inc:</i>	\$0	\$0	
					<i>RW:</i>	\$0	\$0	<i>CN Award</i>
					<i>Utilities:</i>	\$0	\$0	<i>Cost + Cont. \$0</i>
					<i>NonContract:</i>	\$0	\$0	
					<i>Other:</i>	\$0	\$0	
					<i>Budget Transfer:</i>	\$0	\$0	
Various	Various	4Q2269B	6/2014	KC Scout Intelligent Transportation System (ITS) operational and device upgrades at various locations in the urban Kansas City District.	\$1,342	\$1,472	9.69%	
					<i>PE:</i>	\$0	\$0	\$ Difference
					<i>CE Inc:</i>	\$83	\$95	\$130
					<i>CN:</i>	\$1,214	\$1,377	
					<i>RW Inc:</i>	\$0	\$0	<i>CN Award</i>
					<i>RW:</i>	\$0	\$0	<i>Cost + Cont.</i>
					<i>Utilities:</i>	\$0	\$0	<i>\$1,374</i>
					<i>NonContract:</i>	\$45	\$0	
					<i>Other:</i>	\$0	\$0	
					<i>Budget Transfer:</i>	\$0	\$0	
Boone	63	5P0738	6/2011	Construction of a new interchange at Rte. H intersection. Includes rebuilding portion of Rte. 63 to Magellan Pipeline to eliminate at-grade crossings.	\$15,758	\$12,493	-20.72%	
					<i>PE:</i>	\$371	\$511	\$ Difference
					<i>CE Inc:</i>	\$983	\$907	-\$3265
					<i>CN:</i>	\$14,328	\$10,811	
					<i>RW Inc:</i>	\$0	\$0	<i>CN Award</i>
					<i>RW:</i>	\$1	\$0	<i>Cost + Cont.</i>
					<i>Utilities:</i>	\$75	\$264	<i>\$10,074</i>
					<i>NonContract:</i>	\$0	\$0	
					<i>Other:</i>	\$0	\$0	
					<i>Budget Transfer:</i>	\$0	\$0	

Program Estimates Compared to Costs of Projects Completed SFY 2016
RSMo.21.795.2(5,6)

(Dollars in Thousands)

County	Route	Job Number	SFY Award Date	Description of Improvement / Location	Estimate	Cost to Complete	Percent Difference
Boone	63	5P2233	6/2014	Safety improvements at various median crossovers from the Rte. 124 north intersection to Rte. 763. Reason(s): * The project cost to complete was within +/- 10 percent of the estimate.	\$1,624	\$1,729	6.47%
					<i>PE:</i> \$50	\$124	\$ Difference
					<i>CE Inc:</i> \$0	\$39	\$105
					<i>CN:</i> \$1,574	\$1,565	
					<i>RW Inc:</i> \$0	\$0	
					<i>RW:</i> \$0	\$0	<i>CN Award</i>
					<i>Utilities:</i> \$0	\$0	<i>Cost + Cont.</i>
					<i>NonContract:</i> \$0	\$0	\$1,427
					<i>Other:</i> \$0	\$0	
					<i>Budget Transfer:</i> \$0	\$0	
Boone	70	5S2231	3/2014	Pavement improvements from Creasy Springs Road to I-70 in Columbia. Reason(s): * The project cost to complete was within +/- 10 percent of the estimate.	\$1,013	\$962	-5.03%
					<i>PE:</i> \$23	\$35	\$ Difference
					<i>CE Inc:</i> \$64	\$18	-\$51
					<i>CN:</i> \$926	\$909	
					<i>RW Inc:</i> \$0	\$0	
					<i>RW:</i> \$0	\$0	<i>CN Award</i>
					<i>Utilities:</i> \$0	\$0	<i>Cost + Cont.</i>
					<i>NonContract:</i> \$0	\$0	\$841
					<i>Other:</i> \$0	\$0	
					<i>Budget Transfer:</i> \$0	\$0	
Boone	763	5S2232	3/2014	Pavement improvements from Big Bear Boulevard to Bus. 70 in Columbia. Reason(s): * The cost estimate deviated from the actual cost due to competition among contractors and lower than expected inspection costs.	\$497	\$338	-31.99%
					<i>PE:</i> \$11	\$37	\$ Difference
					<i>CE Inc:</i> \$31	\$5	-\$159
					<i>CN:</i> \$455	\$297	
					<i>RW Inc:</i> \$0	\$0	
					<i>RW:</i> \$0	\$0	<i>CN Award</i>
					<i>Utilities:</i> \$0	\$0	<i>Cost + Cont.</i>
					<i>NonContract:</i> \$0	\$0	\$280
					<i>Other:</i> \$0	\$0	
					<i>Budget Transfer:</i> \$0	\$0	

Program Estimates Compared to Costs of Projects Completed SFY 2016
RSMo.21.795.2(5,6)

(Dollars in Thousands)

County	Route	Job Number	SFY Award Date	Description of Improvement / Location	Estimate	Cost to Complete	Percent Difference
Boone	763	553033	0/2015	Payment to Columbia for pedestrian median barrier on College Avenue. \$659,000 Statewide Enhancement funds for project STP-2100(522). Reason(s): * The project cost to complete was within +/- 10 percent of the estimate.	\$659	\$659	0.00%
					PE: \$0	\$0	\$ Difference
					CE Inc: \$0	\$0	\$0
					CN: \$0	\$0	
					RW Inc: \$0	\$0	
					RW: \$0	\$0	CN Award
					Utilities: \$0	\$0	Cost + Cont. \$0
					NonContract: \$659	\$659	
					Other: \$0	\$0	
					Budget Transfer: \$0	\$0	
Boone	B	552186	6/2014	Bridge improvements over Bus. 70, 0.3 mile south of I-70 in Columbia. Project involves bridge A0087. \$200,000 Strategic Highway Research Program funds. Reason(s): * The cost estimate deviated from the actual cost due to recent changes in market prices for project components and higher than expected engineering costs.	\$832	\$1,277	53.49%
					PE: \$144	\$217	\$ Difference
					CE Inc: \$44	\$184	\$445
					CN: \$644	\$876	
					RW Inc: \$0	\$0	
					RW: \$0	\$0	CN Award
					Utilities: \$0	\$0	Cost + Cont.
					NonContract: \$0	\$0	\$894
					Other: \$0	\$0	
					Budget Transfer: \$0	\$0	
Boone	E	552182	3/2015	Bridge improvements from 0.1 mile north of Perche Creek to 0.5 mile north of the Columbia city limits. Project involves bridges A0557 over Perche Creek and A0558 over Rocky Fork Creek. Reason(s): * The cost estimate deviated from the actual cost due to competition among contractors and lower than expected design costs.	\$1,218	\$759	-37.68%
					PE: \$157	\$47	\$ Difference
					CE Inc: \$101	\$81	-\$459
					CN: \$960	\$630	
					RW Inc: \$0	\$0	
					RW: \$0	\$0	CN Award
					Utilities: \$0	\$0	Cost + Cont.
					NonContract: \$0	\$0	\$615
					Other: \$0	\$0	
					Budget Transfer: \$0	\$0	

Program Estimates Compared to Costs of Projects Completed SFY 2016
RSMo.21.795.2(5,6)

(Dollars in Thousands)

County	Route	Job Number	SFY Award Date	Description of Improvement / Location	Estimate	Cost to Complete	Percent Difference
Boone	OO	5S2226	3/2015	Bridge improvements over Hinkson Creek, 1 mile east of Hallsville. Project involves bridge N0842. Reason(s): * The cost estimate deviated from the actual cost due to higher than expected engineering costs and changing conditions after the estimate was established.	\$518	\$707	36.49%
					<i>PE:</i> \$46	\$162	\$ Difference
					<i>CE Inc:</i> \$42	\$63	\$189
					<i>CN:</i> \$428	\$482	
					<i>RW Inc:</i> \$1	\$0	
					<i>RW:</i> \$1	\$0	<i>CN Award</i>
					<i>Utilities:</i> \$0	\$0	<i>Cost + Cont.</i>
					<i>NonContract:</i> \$0	\$0	<i>\$470</i>
					<i>Other:</i> \$0	\$0	
					<i>Budget Transfer:</i> \$0	\$0	
Boone	PP	5P3010F	0/2015	Payment to Columbia for pavement improvements from 0.1 mile east of the Rte. 63 Connector to 0.2 mile west of Ballenger Lane. City to let as 32-08-13. Reason(s): * The project cost to complete was within +/- 10 percent of the estimate.	\$366	\$366	0.00%
					<i>PE:</i> \$0	\$0	\$ Difference
					<i>CE Inc:</i> \$0	\$0	\$0
					<i>CN:</i> \$0	\$0	
					<i>RW Inc:</i> \$0	\$0	
					<i>RW:</i> \$0	\$0	<i>CN Award</i>
					<i>Utilities:</i> \$0	\$0	<i>Cost + Cont. \$0</i>
					<i>NonContract:</i> \$366	\$366	
					<i>Other:</i> \$0	\$0	
					<i>Budget Transfer:</i> \$0	\$0	
Boone	UU	5S2227	3/2015	Bridge improvements over Sugar Branch, 2 miles south of I-70. Project involves bridge N0984. Reason(s): * The project cost to complete was within +/- 10 percent of the estimate.	\$686	\$697	1.60%
					<i>PE:</i> \$43	\$137	\$ Difference
					<i>CE Inc:</i> \$28	\$66	\$11
					<i>CN:</i> \$613	\$494	
					<i>RW Inc:</i> \$1	\$0	
					<i>RW:</i> \$1	\$0	<i>CN Award</i>
					<i>Utilities:</i> \$0	\$0	<i>Cost + Cont.</i>
					<i>NonContract:</i> \$0	\$0	<i>\$499</i>
					<i>Other:</i> \$0	\$0	
					<i>Budget Transfer:</i> \$0	\$0	

Program Estimates Compared to Costs of Projects Completed SFY 2016
RSMo.21.795.2(5,6)

(Dollars in Thousands)

County	Route	Job Number	SFY Award Date	Description of Improvement / Location	Estimate	Cost to Complete	Percent Difference	
Boone	WW	5P2236B	2/2014	Preventative maintenance on bridges A3432, A3433, A3434, A3435, A3436, A3437, A3438 and A3439 in Columbia. Project involves bridge G0544 on Rte. 40 in Howard County and bridge A2297 on Rte. F in Callaway County.	\$2,177	\$3,821	75.52%	
					<i>PE:</i>	\$40	\$129	\$ Difference
					<i>CE Inc:</i>	\$137	\$456	\$1644
					<i>CN:</i>	\$2,000	\$3,236	
					<i>RW Inc:</i>	\$0	\$0	
					<i>RW:</i>	\$0	\$0	<i>CN Award</i>
					<i>Utilities:</i>	\$0	\$0	<i>Cost + Cont.</i>
					<i>NonContract:</i>	\$0	\$0	<i>\$2,981</i>
					<i>Other:</i>	\$0	\$0	
					<i>Budget Transfer:</i>	\$0	\$0	
Boone	Z	5S2194	3/2013	Pavement, shoulder, intersection and bridge improvements from St. Charles Road to I-70 east of Columbia. Project involves bridge L0909. \$556,000 from Cost Share and \$757,000 from Boone County.	\$2,488	\$2,651	6.55%	
					<i>PE:</i>	\$391	\$341	\$ Difference
					<i>CE Inc:</i>	\$114	\$242	\$163
					<i>CN:</i>	\$1,933	\$2,069	
					<i>RW Inc:</i>	\$0	\$0	
					<i>RW:</i>	\$0	\$0	<i>CN Award</i>
					<i>Utilities:</i>	\$50	\$0	<i>Cost + Cont.</i>
					<i>NonContract:</i>	\$0	\$0	<i>\$2,091</i>
					<i>Other:</i>	\$0	\$0	
					<i>Budget Transfer:</i>	\$0	\$0	
Callaway	54	5P0958	11/2013	Pavement improvements on westbound lanes near Auxvasse from Audrain County line to crossover at Old Rte. 54.	\$1,217	\$907	-25.47%	
					<i>PE:</i>	\$67	\$4	\$ Difference
					<i>CE Inc:</i>	\$44	\$125	-\$310
					<i>CN:</i>	\$1,106	\$778	
					<i>RW Inc:</i>	\$0	\$0	
					<i>RW:</i>	\$0	\$0	<i>CN Award</i>
					<i>Utilities:</i>	\$0	\$0	<i>Cost + Cont.</i>
					<i>NonContract:</i>	\$0	\$0	<i>\$751</i>
					<i>Other:</i>	\$0	\$0	
					<i>Budget Transfer:</i>	\$0	\$0	

Program Estimates Compared to Costs of Projects Completed SFY 2016
RSMo.21.795.2(5,6)

(Dollars in Thousands)

County	Route	Job Number	SFY Award Date	Description of Improvement / Location	Estimate	Cost to Complete	Percent Difference
Callaway	54	5P0959	11/2013	Pavement improvements on eastbound lanes near Auxvasse from the crossover at Old Rte. 54 to the Audrain County line. Reason(s): * The cost estimate deviated from the actual cost due to competition among contractors and lower than expected design cost.	\$1,245	\$863	-30.68%
					<i>PE:</i> \$66	\$4	\$ Difference
					<i>CE Inc:</i> \$45	\$120	-\$382
					<i>CN:</i> \$1,134	\$739	
					<i>RW Inc:</i> \$0	\$0	
					<i>RW:</i> \$0	\$0	<i>CN Award</i>
					<i>Utilities:</i> \$0	\$0	<i>Cost + Cont.</i>
					<i>NonContract:</i> \$0	\$0	<i>\$733</i>
					<i>Other:</i> \$0	\$0	
					<i>Budget Transfer:</i> \$0	\$0	
Callaway	54	5P2189B	7/2015	Scour mitigation at the Missouri River in Jefferson City. Project involves bridge L0550. Reason(s): * The cost estimate deviated from the actual cost due to changing conditions after the estimate was established, changes made to project during construction and lower than expected inspection costs.	\$2,197	\$1,591	-27.58%
					<i>PE:</i> \$60	\$90	\$ Difference
					<i>CE Inc:</i> \$137	\$58	-\$606
					<i>CN:</i> \$2,000	\$1,443	
					<i>RW Inc:</i> \$0	\$0	
					<i>RW:</i> \$0	\$0	<i>CN Award</i>
					<i>Utilities:</i> \$0	\$0	<i>Cost + Cont.</i>
					<i>NonContract:</i> \$0	\$0	<i>\$1,562</i>
					<i>Other:</i> \$0	\$0	
					<i>Budget Transfer:</i> \$0	\$0	
Callaway	54	5P3078	3/2014	Safety improvements from west of Rte. FF to east of County Road 148. Reason(s): * The cost estimate deviated from the actual cost due to higher than expected inspection costs and recent changes in market prices for project components.	\$1,654	\$2,293	38.63%
					<i>PE:</i> \$123	\$93	\$ Difference
					<i>CE Inc:</i> \$89	\$427	\$639
					<i>CN:</i> \$1,219	\$1,525	
					<i>RW Inc:</i> \$8	\$11	
					<i>RW:</i> \$185	\$178	<i>CN Award</i>
					<i>Utilities:</i> \$30	\$56	<i>Cost + Cont.</i>
					<i>NonContract:</i> \$0	\$3	<i>\$1,497</i>
					<i>Other:</i> \$0	\$0	
					<i>Budget Transfer:</i> \$0	\$0	

Program Estimates Compared to Costs of Projects Completed SFY 2016
RSMo.21.795.2(5,6)

(Dollars in Thousands)

County	Route	Job Number	SFY Award Date	Description of Improvement / Location	Estimate	Cost to Complete	Percent Difference	
Callaway	DD	5L1500B	7/2014	Pavement improvements from Rte. D in Audrain County to I-70 in Callaway County.	\$616	\$639	3.73%	
					<i>PE:</i>	\$3	\$0	\$ Difference
					<i>CE Inc:</i>	\$39	\$13	\$23
					<i>CN:</i>	\$574	\$627	
					<i>RW Inc:</i>	\$0	\$0	
					<i>RW:</i>	\$0	\$0	<i>CN Award</i>
					<i>Utilities:</i>	\$0	\$0	<i>Cost + Cont.</i>
					<i>NonContract:</i>	\$0	\$0	<i>\$637</i>
					<i>Other:</i>	\$0	\$0	
					<i>Budget Transfer:</i>		\$0	
Camden	5	5P2210	11/2012	Pavement improvements from Rte. 135 in Laurie to the Niangua Bridge near Camdenton over Lake of the Ozarks.	\$3,097	\$2,012	-35.03%	
					<i>PE:</i>	\$91	\$11	\$ Difference
					<i>CE Inc:</i>	\$190	\$122	-\$1085
					<i>CN:</i>	\$2,816	\$1,879	
					<i>RW Inc:</i>	\$0	\$0	
					<i>RW:</i>	\$0	\$0	<i>CN Award</i>
					<i>Utilities:</i>	\$0	\$0	<i>Cost + Cont.</i>
					<i>NonContract:</i>	\$0	\$0	<i>\$1,797</i>
					<i>Other:</i>	\$0	\$0	
					<i>Budget Transfer:</i>		\$0	
Camden	54	5P2206	11/2012	Pavement improvements from 0.1 mile west of Old Rte. 5 to the Niangua Bridge 2.5 miles west of Camdenton.	\$1,205	\$858	-28.80%	
					<i>PE:</i>	\$53	\$1	\$ Difference
					<i>CE Inc:</i>	\$71	\$100	-\$347
					<i>CN:</i>	\$1,081	\$757	
					<i>RW Inc:</i>	\$0	\$0	
					<i>RW:</i>	\$0	\$0	<i>CN Award</i>
					<i>Utilities:</i>	\$0	\$0	<i>Cost + Cont.</i>
					<i>NonContract:</i>	\$0	\$0	<i>\$796</i>
					<i>Other:</i>	\$0	\$0	
					<i>Budget Transfer:</i>		\$0	

Program Estimates Compared to Costs of Projects Completed SFY 2016
RSMo.21.795.2(5,6)

(Dollars in Thousands)

County	Route	Job Number	SFY Award Date	Description of Improvement / Location	Estimate	Cost to Complete	Percent Difference
Camden	7	5P2211B	2/2014	Pavement improvement from Benton County to Rte. 5 near Sunrise Beach. Part of combination letting involving projects 5P2211 in Southwest District and 5P2211B. * The cost estimate deviated from the actual cost due to additional requirements after estimates were established and changes made to project during construction.	\$2,131	\$2,794	31.11%
					<i>PE:</i> \$11	\$28	\$ Difference
					<i>CE Inc:</i> \$136	\$160	\$663
					<i>CN:</i> \$1,984	\$2,606	
					<i>RW Inc:</i> \$0	\$0	
					<i>RW:</i> \$0	\$0	<i>CN Award</i>
					<i>Utilities:</i> \$0	\$0	<i>Cost + Cont.</i>
					<i>NonContract:</i> \$0	\$0	<i>\$2,512</i>
					<i>Other:</i> \$0	\$0	
					<i>Budget Transfer:</i> \$0	\$0	
Camden	A	5S2200	4/2015	Bridge improvements over Boer Creek, 3.5 miles west of Richland. Project involves bridge A2096. * The cost estimate deviated from the actual cost due to recent changes in market prices for project components and higher than expected inspection costs.	\$313	\$410	30.99%
					<i>PE:</i> \$45	\$32	\$ Difference
					<i>CE Inc:</i> \$17	\$60	\$97
					<i>CN:</i> \$251	\$318	
					<i>RW Inc:</i> \$0	\$0	
					<i>RW:</i> \$0	\$0	<i>CN Award</i>
					<i>Utilities:</i> \$0	\$0	<i>Cost + Cont.</i>
					<i>NonContract:</i> \$0	\$0	<i>\$328</i>
					<i>Other:</i> \$0	\$0	
					<i>Budget Transfer:</i> \$0	\$0	
Camden	A	5S3009D	10/2014	Pavement improvements from Rte. 54 to Rte. 7. Includes Rte. 7 and Rte. T in Camden County. * The cost estimate deviated from the actual cost due to competition among contractors and changes made to project during construction.	\$999	\$882	-11.71%
					<i>PE:</i> \$2	\$0	\$ Difference
					<i>CE Inc:</i> \$64	\$60	-\$117
					<i>CN:</i> \$933	\$822	
					<i>RW Inc:</i> \$0	\$0	
					<i>RW:</i> \$0	\$0	<i>CN Award</i>
					<i>Utilities:</i> \$0	\$0	<i>Cost + Cont.</i>
					<i>NonContract:</i> \$0	\$0	<i>\$843</i>
					<i>Other:</i> \$0	\$0	
					<i>Budget Transfer:</i> \$0	\$0	

Program Estimates Compared to Costs of Projects Completed SFY 2016
RSMo.21.795.2(5,6)

(Dollars in Thousands)

County	Route	Job Number	SFY Award Date	Description of Improvement / Location	Estimate	Cost to Complete	Percent Difference	
Camden	KK	553068	11/2013	Pavement improvements from 0.1 mile south of Rte. 54 to Osage Beach Parkway.	\$47	\$43	-8.51%	
					<i>PE:</i>	\$1	\$0	\$ Difference
					<i>CE Inc:</i>	\$3	\$4	-\$4
					<i>CN:</i>	\$43	\$40	
					<i>RW Inc:</i>	\$0	\$0	
					<i>RW:</i>	\$0	\$0	
					<i>Utilities:</i>	\$0	\$0	
					<i>NonContract:</i>	\$0	\$0	
					<i>Other:</i>	\$0	\$0	
					<i>Budget Transfer:</i>	\$0	\$0	
Camden	Y	5L1500D	11/2014	Pavement and shoulder improvements from Rte. 54 to state maintenance ends. Includes pavement improvements on Rte. D and Rte. J in Camden County and Rte. D in Laclède County.	\$2,099	\$2,493	18.77%	
					<i>PE:</i>	\$40	\$0	\$ Difference
					<i>CE Inc:</i>	\$132	\$231	\$394
					<i>CN:</i>	\$1,922	\$2,262	
					<i>RW Inc:</i>	\$0	\$0	
					<i>RW:</i>	\$5	\$0	
					<i>Utilities:</i>	\$0	\$0	
					<i>NonContract:</i>	\$0	\$0	
					<i>Other:</i>	\$0	\$0	
					<i>Budget Transfer:</i>	\$0	\$0	
Cole	179	5P2237D	11/2013	Pavement improvements from near Missouri Boulevard to Rte. 54 in Jefferson City. \$50,000 Highways for LIFE grant.	\$1,465	\$1,611	9.97%	
					<i>PE:</i>	\$32	\$23	\$ Difference
					<i>CE Inc:</i>	\$89	\$81	\$146
					<i>CN:</i>	\$1,344	\$1,507	
					<i>RW Inc:</i>	\$0	\$0	
					<i>RW:</i>	\$0	\$0	
					<i>Utilities:</i>	\$0	\$0	
					<i>NonContract:</i>	\$0	\$0	
					<i>Other:</i>	\$0	\$0	
					<i>Budget Transfer:</i>	\$0	\$0	

Program Estimates Compared to Costs of Projects Completed SFY 2016
RSMo.21.795.2(5,6)

(Dollars in Thousands)

County	Route	Job Number	SFY Award Date	Description of Improvement / Location	Estimate	Cost to Complete	Percent Difference	
Cole	50	5P3007B	5/2015	Pavement improvements on the eastbound and westbound lanes from west of Eastland Drive to Liberty Road in Jefferson City. \$20,000 Strategic Highway Research Program (SHRP2) funds. Reason(s): * The project cost to complete was within +/- 10 percent of the estimate.	\$1,460	\$1,461	0.07%	
					<i>PE:</i>	\$13	\$58	\$ Difference
					<i>CE Inc:</i>	\$93	\$38	\$1
					<i>CN:</i>	\$1,354	\$1,365	
					<i>RW Inc:</i>	\$0	\$0	
					<i>RW:</i>	\$0	\$0	<i>CN Award</i>
					<i>Utilities:</i>	\$0	\$0	<i>Cost + Cont.</i>
					<i>NonContract:</i>	\$0	\$0	<i>\$1,277</i>
					<i>Other:</i>	\$0	\$0	
					<i>Budget Transfer:</i>		\$0	
Cole	54	5P2237C	11/2013	Pavement improvements on the westbound lanes from 0.4 mile west of Rte. 17 near Eugene to the bridge over Old Tuscumbia Road near Eldon. Reason(s): * The cost estimate deviated from the actual cost due to competition among contractors.	\$2,458	\$1,537	-37.47%	
					<i>PE:</i>	\$54	\$31	\$ Difference
					<i>CE Inc:</i>	\$149	\$79	-\$921
					<i>CN:</i>	\$2,255	\$1,428	
					<i>RW Inc:</i>	\$0	\$0	
					<i>RW:</i>	\$0	\$0	<i>CN Award</i>
					<i>Utilities:</i>	\$0	\$0	<i>Cost + Cont.</i>
					<i>NonContract:</i>	\$0	\$0	<i>\$1,312</i>
					<i>Other:</i>	\$0	\$0	
					<i>Budget Transfer:</i>		\$0	
Cole	D	5S2199	2/2014	Bridge improvements over the Moreau River, 2.5 miles south of Rte. C south of Lohman. Project involves bridge P0969. Reason(s): * The cost estimate deviated from the actual cost due to additional requirements after estimates were established and higher than expected engineering costs.	\$1,150	\$1,509	31.22%	
					<i>PE:</i>	\$232	\$310	\$ Difference
					<i>CE Inc:</i>	\$56	\$116	\$359
					<i>CN:</i>	\$844	\$1,066	
					<i>RW Inc:</i>	\$3	\$8	
					<i>RW:</i>	\$15	\$9	<i>CN Award</i>
					<i>Utilities:</i>	\$0	\$0	<i>Cost + Cont.</i>
					<i>NonContract:</i>	\$0	\$0	<i>\$1,043</i>
					<i>Other:</i>	\$0	\$0	
					<i>Budget Transfer:</i>		\$0	

Program Estimates Compared to Costs of Projects Completed SFY 2016
RSMo.21.795.2(5,6)

(Dollars in Thousands)

County	Route	Job Number	SFY Award Date	Description of Improvement / Location	Estimate	Cost to Complete	Percent Difference	
Cooper	41	552197	2/2014	Bridge improvements over the Lamine River, 1.5 miles north of I-70 near Boonville. Project involves bridge K0236.	\$2,982	\$2,937	-1.51%	
					<i>PE:</i>	\$629	\$308	\$ Difference
					<i>CE Inc:</i>	\$148	\$292	-\$45
					<i>CN:</i>	\$2,154	\$2,323	
					<i>RW Inc:</i>	\$12	\$0	
					<i>RW:</i>	\$9	\$13	<i>CN Award</i>
					<i>Utilities:</i>	\$0	\$0	<i>Cost + Cont.</i>
					<i>NonContract:</i>	\$30	\$0	<i>\$2,261</i>
					<i>Other:</i>		\$0	
					<i>Budget Transfer:</i>		\$0	
Cooper	70	513005	9/2014	Pavement improvements in the eastbound and westbound lanes east of Boonville from Rte. 87 to Boone County.	\$1,783	\$2,444	37.07%	
					<i>PE:</i>	\$40	\$7	\$ Difference
					<i>CE Inc:</i>	\$112	\$180	\$661
					<i>CN:</i>	\$1,631	\$2,257	
					<i>RW Inc:</i>	\$0	\$0	
					<i>RW:</i>	\$0	\$0	<i>CN Award</i>
					<i>Utilities:</i>	\$0	\$0	<i>Cost + Cont.</i>
					<i>NonContract:</i>	\$0	\$0	<i>\$1,960</i>
					<i>Other:</i>		\$0	
					<i>Budget Transfer:</i>		\$0	
Cooper	87	553012	2/2013	Pavement and shoulder improvements from I-70 to Rte. O in California. \$50,000 Open Container and \$2,293,000 Repeat Offender funds.	\$4,198	\$4,683	11.55%	
					<i>PE:</i>	\$4	\$19	\$ Difference
					<i>CE Inc:</i>	\$216	\$414	\$485
					<i>CN:</i>	\$3,978	\$4,250	
					<i>RW Inc:</i>	\$0	\$0	
					<i>RW:</i>	\$0	\$0	<i>CN Award</i>
					<i>Utilities:</i>	\$0	\$0	<i>Cost + Cont.</i>
					<i>NonContract:</i>	\$0	\$0	<i>\$3,899</i>
					<i>Other:</i>		\$0	
					<i>Budget Transfer:</i>		\$0	

Program Estimates Compared to Costs of Projects Completed SFY 2016
RSMo.21.795.2(5,6)

(Dollars in Thousands)

County	Route	Job Number	SFY Award Date	Description of Improvement / Location	Estimate	Cost to Complete	Percent Difference	
Gasconade	19	5P3006	6/2014	Capacity improvements from Krausetown Road to Rte. 19 north junction in Owensville. \$525,527 city of Owensville and \$273,479 Cost Share funds.	\$1,402	\$1,377	-1.78%	
					<i>PE:</i>	\$48	\$69	\$ Difference
					<i>CE Inc:</i>	\$51	\$150	-\$25
					<i>CN:</i>	\$763	\$841	
					<i>RW Inc:</i>	\$36	\$34	
					<i>RW:</i>	\$115	\$174	<i>CN Award</i>
					<i>Utilities:</i>	\$389	\$109	<i>Cost + Cont.</i>
					<i>NonContract:</i>	\$0	\$0	<i>\$908</i>
					<i>Other:</i>	\$0	\$0	
					<i>Budget Transfer:</i>	\$0	\$0	
Gasconade	H	5S2203	4/2014	Bridge improvements near Herman over Little Berger Creek and over Fork Creek, 1.3 miles north of Rte. Z and 1.5 miles south of Rte. Z. Project involves bridges N0680 and N0681.	\$1,820	\$1,281	-29.62%	
					<i>PE:</i>	\$501	\$258	\$ Difference
					<i>CE Inc:</i>	\$85	\$150	-\$539
					<i>CN:</i>	\$1,213	\$854	
					<i>RW Inc:</i>	\$1	\$5	
					<i>RW:</i>	\$20	\$13	<i>CN Award</i>
					<i>Utilities:</i>	\$0	\$0	<i>Cost + Cont.</i>
					<i>NonContract:</i>	\$0	\$0	<i>\$862</i>
					<i>Other:</i>	\$0	\$0	
					<i>Budget Transfer:</i>	\$0	\$0	
Gasconade	T	5S3009B	10/2014	Pavement improvements from Rte. 50 to state maintenance ends. Project includes Rte. D and Rte. N in Gasconade and Osage Counties and Rte. M in Maries County.	\$790	\$995	25.95%	
					<i>PE:</i>	\$2	\$0	\$ Difference
					<i>CE Inc:</i>	\$51	\$53	\$205
					<i>CN:</i>	\$737	\$943	
					<i>RW Inc:</i>	\$0	\$0	
					<i>RW:</i>	\$0	\$0	<i>CN Award</i>
					<i>Utilities:</i>	\$0	\$0	<i>Cost + Cont.</i>
					<i>NonContract:</i>	\$0	\$0	<i>\$995</i>
					<i>Other:</i>	\$0	\$0	
					<i>Budget Transfer:</i>	\$0	\$0	

Program Estimates Compared to Costs of Projects Completed SFY 2016
RSMo.21.795.2(5,6)

(Dollars in Thousands)

County	Route	Job Number	SFY Award Date	Description of Improvement / Location	Estimate	Cost to Complete	Percent Difference	
Howard	A	2S2206	2/2015	Bridge improvements over Moniteau Creek 0.1 mile north of Rte. CC near Fayette. Project involves bridge X0469.	\$706	\$391	-44.62%	
					<i>PE:</i>	\$110	\$46	\$ Difference
					<i>CE Inc:</i>	\$50	\$68	-\$315
					<i>CN:</i>	\$546	\$276	
					<i>RW Inc:</i>	\$0	\$0	
					<i>RW:</i>	\$0	\$0	<i>CN Award</i>
					<i>Utilities:</i>	\$0	\$0	<i>Cost + Cont.</i>
					<i>NonContract:</i>	\$0	\$0	<i>\$307</i>
					<i>Other:</i>	\$0	\$0	
					<i>Budget Transfer:</i>		\$0	
Howard	E	2S0430	2/2015	Bridge improvements over Adams Fork 0.6 mile west of Rte. 5. Project involves bridge T0116.	\$614	\$832	35.50%	
					<i>PE:</i>	\$57	\$124	\$ Difference
					<i>CE Inc:</i>	\$36	\$132	\$218
					<i>CN:</i>	\$519	\$576	
					<i>RW Inc:</i>	\$1	\$0	
					<i>RW:</i>	\$1	\$0	<i>CN Award</i>
					<i>Utilities:</i>	\$0	\$0	<i>Cost + Cont.</i>
					<i>NonContract:</i>	\$0	\$0	<i>\$580</i>
					<i>Other:</i>	\$0	\$0	
					<i>Budget Transfer:</i>		\$0	
Laclede	32	5S3006C	4/2014	Pavement and shoulder improvements from Lebanon to Rte. P in Long Lane.	\$2,084	\$2,686	28.89%	
					<i>PE:</i>	\$10	\$49	\$ Difference
					<i>CE Inc:</i>	\$113	\$40	\$602
					<i>CN:</i>	\$1,961	\$2,597	
					<i>RW Inc:</i>	\$0	\$0	
					<i>RW:</i>	\$0	\$0	<i>CN Award</i>
					<i>Utilities:</i>	\$0	\$0	<i>Cost + Cont.</i>
					<i>NonContract:</i>	\$0	\$0	<i>\$2,579</i>
					<i>Other:</i>	\$0	\$0	
					<i>Budget Transfer:</i>		\$0	

Program Estimates Compared to Costs of Projects Completed SFY 2016
RSMo.21.795.2(5,6)

(Dollars in Thousands)

County	Route	Job Number	SFY Award Date	Description of Improvement / Location	Estimate	Cost to Complete	Percent Difference
Laclede	44	212165Q	4/2013	Job Order Contracting for asphalt pavement repair in Laclede, Pulaski, Phelps and Crawford Counties.	\$366	\$1,189	224.86%
		Completion 3/7/2016	Reason(s):	* The cost estimate deviated from the actual cost due to this being a Job Order Contract that was extended for a maximum two year term and higher than expected pavement repair needs.	<i>PE:</i> \$2	\$0	\$ Difference \$823
					<i>CE Inc:</i> \$14	\$81	
					<i>CN:</i> \$350	\$1,107	
					<i>RW Inc:</i> \$0	\$0	
					<i>RW:</i> \$0	\$0	<i>CN Award</i>
					<i>Utilities:</i> \$0	\$0	<i>Cost + Cont.</i>
					<i>NonContract:</i> \$0	\$0	<i>\$350</i>
					<i>Other:</i> \$0	\$0	
					<i>Budget Transfer:</i> \$0	\$0	
Laclede	44	212165R	4/2013	Job Order Contracting for concrete pavement repair in Laclede, Pulaski, Phelps and Crawford Counties.	\$166	\$349	110.24%
		Completion 12/4/2015	Reason(s):	* The cost estimate deviated from the actual cost due to this being a Job Order Contract that was extended for a maximum two year term and higher than expected pavement repair needs.	<i>PE:</i> \$2	\$0	\$ Difference \$183
					<i>CE Inc:</i> \$14	\$35	
					<i>CN:</i> \$150	\$314	
					<i>RW Inc:</i> \$0	\$0	
					<i>RW:</i> \$0	\$0	<i>CN Award</i>
					<i>Utilities:</i> \$0	\$0	<i>Cost + Cont.</i>
					<i>NonContract:</i> \$0	\$0	<i>\$150</i>
					<i>Other:</i> \$0	\$0	
					<i>Budget Transfer:</i> \$0	\$0	
Laclede	44	513095	7/2014	Pavement improvements in the westbound lanes from east of the Gasconade River to west of Bear Creek. Two disconnected sections.	\$770	\$785	1.95%
		Completion 9/4/2015	Reason(s):	* The project cost to complete was within +/- 10 percent of the estimate.	<i>PE:</i> \$7	\$0	\$ Difference \$15
					<i>CE Inc:</i> \$49	\$30	
					<i>CN:</i> \$714	\$755	
					<i>RW Inc:</i> \$0	\$0	
					<i>RW:</i> \$0	\$0	<i>CN Award</i>
					<i>Utilities:</i> \$0	\$0	<i>Cost + Cont.</i>
					<i>NonContract:</i> \$0	\$0	<i>\$726</i>
					<i>Other:</i> \$0	\$0	
					<i>Budget Transfer:</i> \$0	\$0	

Program Estimates Compared to Costs of Projects Completed SFY 2016
RSMo.21.795.2(5,6)

(Dollars in Thousands)

County	Route	Job Number	SFY Award Date	Description of Improvement / Location	Estimate	Cost to Complete	Percent Difference
Laclede	44	8I2200	4/2012	Pavement improvements through the urban limits of Lebanon. To be let in combination with project 8I2202.	\$2,542	\$2,239	-11.92%
		Completion 8/20/2015	Reason(s):	* The cost estimate deviated from the actual cost due to competition among contractors and lower than expected engineering costs.	<i>PE:</i> \$52	\$22	\$ Difference -\$303
					<i>CE Inc:</i> \$160	\$85	
					<i>CN:</i> \$2,330	\$2,131	
					<i>RW Inc:</i> \$0	\$0	
					<i>RW:</i> \$0	\$0	<i>CN Award</i>
					<i>Utilities:</i> \$0	\$0	<i>Cost + Cont.</i>
					<i>NonContract:</i> \$0	\$0	<i>\$2,001</i>
					<i>Other:</i> \$0	\$0	
					<i>Budget Transfer:</i> \$0	\$0	
Laclede	44	8I2202	4/2012	Pavement improvements on the westbound lanes between the Gasconade River and Bear Creek. To be let in combination with project 8I2200.	\$977	\$965	-1.23%
		Completion 8/20/2015	Reason(s):	* The project cost to complete was within +/- 10 percent of the estimate.	<i>PE:</i> \$23	\$11	\$ Difference -\$12
					<i>CE Inc:</i> \$61	\$74	
					<i>CN:</i> \$893	\$880	
					<i>RW Inc:</i> \$0	\$0	
					<i>RW:</i> \$0	\$0	<i>CN Award</i>
					<i>Utilities:</i> \$0	\$0	<i>Cost + Cont.</i>
					<i>NonContract:</i> \$0	\$0	<i>\$848</i>
					<i>Other:</i> \$0	\$0	
					<i>Budget Transfer:</i> \$0	\$0	
Laclede	44	8I2436	4/2012	Pavement and drainage improvements on the eastbound lanes at the Morgan Street interchange in Lebanon.	\$386	\$460	19.17%
		Completion 8/20/2015	Reason(s):	* The cost estimate deviated from the actual cost due to higher than expected engineering and utility costs.	<i>PE:</i> \$2	\$33	\$ Difference \$74
					<i>CE Inc:</i> \$25	\$38	
					<i>CN:</i> \$359	\$370	
					<i>RW Inc:</i> \$0	\$0	
					<i>RW:</i> \$0	\$0	<i>CN Award</i>
					<i>Utilities:</i> \$0	\$18	<i>Cost + Cont.</i>
					<i>NonContract:</i> \$0	\$0	<i>\$364</i>
					<i>Other:</i> \$0	\$0	
					<i>Budget Transfer:</i> \$0	\$0	

Program Estimates Compared to Costs of Projects Completed SFY 2016
RSMo.21.795.2(5,6)

(Dollars in Thousands)

County	Route	Job Number	SFY Award Date	Description of Improvement / Location	Estimate	Cost to Complete	Percent Difference
Laclede	44	8L1300N	4/2014	Pavement improvements from Rte. Y north 0.4 mile in Conway.	\$48	\$63	31.25%
		Completion 9/4/2015	Reason(s):	* The cost estimate deviated from the actual cost due to changes made to project during construction and higher than expected inspection costs.	<i>PE:</i> \$6	\$1	\$ Difference \$15
					<i>CE Inc:</i> \$1	\$8	
					<i>CN:</i> \$41	\$54	
					<i>RW Inc:</i> \$0	\$0	
					<i>RW:</i> \$0	\$0	<i>CN Award</i>
					<i>Utilities:</i> \$0	\$0	<i>Cost + Cont.</i>
					<i>NonContract:</i> \$0	\$0	\$22
					<i>Other:</i> \$0	\$0	
					<i>Budget Transfer:</i> \$0	\$0	
Laclede	64	5S3006D	3/2014	Pavement and shoulder improvements from Bennett Springs to Rte. 5. \$34,000 High Risk Rural Roads funds.	\$1,805	\$1,197	-33.68%
		Completion 9/4/2015	Reason(s):	* The cost estimate deviated from the actual cost due to competition among contractors and changes made to project during construction.	<i>PE:</i> \$57	\$7	\$ Difference -\$608
					<i>CE Inc:</i> \$112	\$120	
					<i>CN:</i> \$1,636	\$1,070	
					<i>RW Inc:</i> \$0	\$0	
					<i>RW:</i> \$0	\$0	<i>CN Award</i>
					<i>Utilities:</i> \$0	\$0	<i>Cost + Cont.</i>
					<i>NonContract:</i> \$0	\$0	\$1,312
					<i>Other:</i> \$0	\$0	
					<i>Budget Transfer:</i> \$0	\$0	
Laclede	AC	8S2406	4/2014	Bridge improvements over the Osage Fork east of Lebanon. Project involves bridge R0410.	\$635	\$631	-0.63%
		Completion 7/6/2015	Reason(s):	* The project cost to complete was within +/- 10 percent of the estimate.	<i>PE:</i> \$32	\$11	\$ Difference -\$4
					<i>CE Inc:</i> \$68	\$127	
					<i>CN:</i> \$535	\$493	
					<i>RW Inc:</i> \$0	\$0	
					<i>RW:</i> \$0	\$0	<i>CN Award</i>
					<i>Utilities:</i> \$0	\$0	<i>Cost + Cont.</i>
					<i>NonContract:</i> \$0	\$0	\$494
					<i>Other:</i> \$0	\$0	
					<i>Budget Transfer:</i> \$0	\$0	

Program Estimates Compared to Costs of Projects Completed SFY 2016
RSMo.21.795.2(5,6)

(Dollars in Thousands)

County	Route	Job Number	SFY Award Date	Description of Improvement / Location	Estimate	Cost to Complete	Percent Difference
Laclede	F	852367	5/2015	Railroad crossing improvements in Sleeper. \$131,000 STP Rail Safety and \$32,000 Grade Crossing Safety Account.	\$229	\$505	120.52%
		Completion 1/21/2016	Reason(s):	* The cost estimate deviated from the actual cost due to recent changes in market prices for project components and higher than expected inspection costs.	<i>PE:</i> \$53	\$75	\$ Difference \$276
					<i>CE Inc:</i> \$11	\$114	
					<i>CN:</i> \$161	\$296	
					<i>RW Inc:</i> \$2	\$15	
					<i>RW:</i> \$1	\$3	<i>CN Award</i>
					<i>Utilities:</i> \$1	\$2	<i>Cost + Cont.</i>
					<i>NonContract:</i> \$0	\$0	<i>\$284</i>
					<i>Other:</i>	\$0	
					<i>Budget Transfer:</i>	\$0	
Maries	63	5P3010C	2/2015	Pavement improvements from north of the Gasconade River to 1 mile north of Rte. FF.	\$1,756	\$1,826	3.99%
		Completion 1/21/2016	Reason(s):	* The project cost to complete was within +/- 10 percent of the estimate.	<i>PE:</i> \$30	\$15	\$ Difference \$70
					<i>CE Inc:</i> \$100	\$225	
					<i>CN:</i> \$1,626	\$1,586	
					<i>RW Inc:</i> \$0	\$0	
					<i>RW:</i> \$0	\$0	<i>CN Award</i>
					<i>Utilities:</i> \$0	\$0	<i>Cost + Cont.</i>
					<i>NonContract:</i> \$0	\$0	<i>\$1,620</i>
					<i>Other:</i>	\$0	
					<i>Budget Transfer:</i>	\$0	
Maries	C	5S2225	4/2014	Bridge improvements over Peavine Creek 5.5 miles southeast of Belle. Project involves bridge P0163.	\$480	\$578	20.42%
		Completion 11/4/2015	Reason(s):	* The cost estimate deviated from the actual cost due to higher than expected engineering costs.	<i>PE:</i> \$27	\$67	\$ Difference \$98
					<i>CE Inc:</i> \$29	\$101	
					<i>CN:</i> \$424	\$410	
					<i>RW Inc:</i> \$0	\$0	
					<i>RW:</i> \$0	\$0	<i>CN Award</i>
					<i>Utilities:</i> \$0	\$0	<i>Cost + Cont.</i>
					<i>NonContract:</i> \$0	\$0	<i>\$412</i>
					<i>Other:</i>	\$0	
					<i>Budget Transfer:</i>	\$0	

Program Estimates Compared to Costs of Projects Completed SFY 2016
RSMo.21.795.2(5,6)

(Dollars in Thousands)

County	Route	Job Number	SFY Award Date	Description of Improvement / Location	Estimate	Cost to Complete	Percent Difference
Miller	17	5L1701E	12/2012	Pavement and shoulder improvements from Iberia to Waynesville.	\$3,115	\$2,472	-20.64%
					<i>PE:</i> \$4	\$10	\$ Difference
					<i>CE Inc:</i> \$163	\$129	-\$643
					<i>CN:</i> \$2,948	\$2,333	
					<i>RW Inc:</i> \$0	\$0	
					<i>RW:</i> \$0	\$0	<i>CN Award</i>
					<i>Utilities:</i> \$0	\$0	<i>Cost + Cont.</i>
					<i>NonContract:</i> \$0	\$0	\$2,358
					<i>Other:</i> \$0	\$0	
					<i>Budget Transfer:</i> \$0	\$0	
Miller	17	5P3016	7/2013	Pavement and shoulder improvements from Rte. 52 north junction to Iberia. \$747,000 Repeat Offender funds and \$381,000 Open Container funds.	\$2,082	\$2,734	31.32%
					<i>PE:</i> \$5	\$18	\$ Difference
					<i>CE Inc:</i> \$109	\$317	\$652
					<i>CN:</i> \$1,968	\$2,398	
					<i>RW Inc:</i> \$0	\$0	
					<i>RW:</i> \$0	\$0	<i>CN Award</i>
					<i>Utilities:</i> \$0	\$0	<i>Cost + Cont.</i>
					<i>NonContract:</i> \$0	\$0	\$2,461
					<i>Other:</i> \$0	\$0	
					<i>Budget Transfer:</i> \$0	\$0	
Miller	52	5S3013	7/2013	Pavement and shoulder improvements from Rte. 54 to Rte. 17. \$712,000 Repeat Offender funds.	\$1,367	\$1,261	-7.75%
					<i>PE:</i> \$5	\$5	\$ Difference
					<i>CE Inc:</i> \$71	\$92	-\$106
					<i>CN:</i> \$1,291	\$1,165	
					<i>RW Inc:</i> \$0	\$0	
					<i>RW:</i> \$0	\$0	<i>CN Award</i>
					<i>Utilities:</i> \$0	\$0	<i>Cost + Cont.</i>
					<i>NonContract:</i> \$0	\$0	\$1,279
					<i>Other:</i> \$0	\$0	
					<i>Budget Transfer:</i> \$0	\$0	

Program Estimates Compared to Costs of Projects Completed SFY 2016
RSMo.21.795.2(5,6)

(Dollars in Thousands)

County	Route	Job Number	SFY Award Date	Description of Improvement / Location	Estimate	Cost to Complete	Percent Difference
Miller	54	5P3065	11/2013	Pavement improvements from Hayes Drive to Rte. 54 east Junction in Eldon. Includes portion of Rte. 52. * The cost estimate deviated from the actual cost due to recent changes in market prices for project components, changes made to project during construction and higher than expected inspection costs.	\$496	\$772	55.65%
					<i>PE:</i> \$5	\$0	\$ Difference
					<i>CE Inc:</i> \$32	\$60	\$276
					<i>CN:</i> \$459	\$712	
					<i>RW Inc:</i> \$0	\$0	
					<i>RW:</i> \$0	\$0	<i>CN Award</i>
					<i>Utilities:</i> \$0	\$0	<i>Cost + Cont.</i>
					<i>NonContract:</i> \$0	\$0	<i>\$600</i>
					<i>Other:</i> \$0	\$0	
					<i>Budget Transfer:</i> \$0	\$0	
Miller	54	5S3064	11/2013	Pavement improvements from the Bagnell Dam to Rte. 54. * The cost estimate deviated from the actual cost due to recent changes in market prices for project components and higher than expected inspection costs.	\$50	\$165	230.00%
					<i>PE:</i> \$1	\$0	\$ Difference
					<i>CE Inc:</i> \$3	\$16	\$115
					<i>CN:</i> \$46	\$149	
					<i>RW Inc:</i> \$0	\$0	
					<i>RW:</i> \$0	\$0	<i>CN Award</i>
					<i>Utilities:</i> \$0	\$0	<i>Cost + Cont.</i>
					<i>NonContract:</i> \$0	\$0	<i>\$166</i>
					<i>Other:</i> \$0	\$0	
					<i>Budget Transfer:</i> \$0	\$0	
Miller	Y	5L1500C	4/2015	Pavement and shoulder improvements from Eldon to state maintenance ends in Morgan County. * The project cost to complete was within +/- 10 percent of the estimate.	\$1,840	\$2,023	9.95%
					<i>PE:</i> \$15	\$3	\$ Difference
					<i>CE Inc:</i> \$117	\$244	\$183
					<i>CN:</i> \$1,707	\$1,775	
					<i>RW Inc:</i> \$0	\$0	
					<i>RW:</i> \$1	\$0	<i>CN Award</i>
					<i>Utilities:</i> \$0	\$0	<i>Cost + Cont.</i>
					<i>NonContract:</i> \$0	\$0	<i>\$1,781</i>
					<i>Other:</i> \$0	\$0	
					<i>Budget Transfer:</i> \$0	\$0	

Program Estimates Compared to Costs of Projects Completed SFY 2016
RSMo.21.795.2(5,6)

(Dollars in Thousands)

County	Route	Job Number	SFY Award Date	Description of Improvement / Location	Estimate	Cost to Complete	Percent Difference
Moniteau	50	5P2229	12/2013	Pavement improvements from the east city limit of Tipton to 4.2 miles west of Rte. 87 near California. Reason(s): * The cost estimate deviated from the actual cost due to competition among contractors.	\$1,915	\$1,592	-16.87%
					<i>PE:</i> \$47	\$34	\$ Difference
					<i>CE Inc:</i> \$120	\$126	-\$323
					<i>CN:</i> \$1,748	\$1,432	
					<i>RW Inc:</i> \$0	\$0	
					<i>RW:</i> \$0	\$0	<i>CN Award</i>
					<i>Utilities:</i> \$0	\$0	<i>Cost + Cont.</i>
					<i>NonContract:</i> \$0	\$0	\$1,408
					<i>Other:</i> \$0	\$0	
					<i>Budget Transfer:</i> \$0	\$0	
Moniteau	50	5S3059	12/2013	Pavement improvements from Rte. 50 west junction to Russellville Road in California. \$17,000 City of California. Reason(s): * The project cost to complete was within +/- 10 percent of the estimate.	\$459	\$485	5.66%
					<i>PE:</i> \$4	\$0	\$ Difference
					<i>CE Inc:</i> \$29	\$41	\$26
					<i>CN:</i> \$426	\$444	
					<i>RW Inc:</i> \$0	\$0	
					<i>RW:</i> \$0	\$0	<i>CN Award</i>
					<i>Utilities:</i> \$0	\$0	<i>Cost + Cont.</i>
					<i>NonContract:</i> \$0	\$0	\$435
					<i>Other:</i> \$0	\$0	
					<i>Budget Transfer:</i> \$0	\$0	
Moniteau	K	5S3060	12/2013	Pavement improvements from Rte. 50 to end of state maintenance. Reason(s): * The cost estimate deviated from the actual cost due to recent changes in market prices for project components and changes made to project during construction.	\$169	\$218	28.99%
					<i>PE:</i> \$3	\$0	\$ Difference
					<i>CE Inc:</i> \$11	\$11	\$49
					<i>CN:</i> \$155	\$207	
					<i>RW Inc:</i> \$0	\$0	
					<i>RW:</i> \$0	\$0	<i>CN Award</i>
					<i>Utilities:</i> \$0	\$0	<i>Cost + Cont.</i>
					<i>NonContract:</i> \$0	\$0	\$199
					<i>Other:</i> \$0	\$0	
					<i>Budget Transfer:</i> \$0	\$0	

Program Estimates Compared to Costs of Projects Completed SFY 2016
RSMo.21.795.2(5,6)

(Dollars in Thousands)

County	Route	Job Number	SFY Award Date	Description of Improvement / Location	Estimate	Cost to Complete	Percent Difference	
Morgan	5	5P2160	11/2012	Pavement improvements from the Rte. 52 west junction in Versailles to 0.2 mile south of Rte. TT north junction.	\$1,404	\$1,496	6.55%	
					<i>PE:</i>	\$56	\$0	\$ Difference
					<i>CE Inc:</i>	\$85	\$86	\$92
					<i>CN:</i>	\$1,263	\$1,410	
					<i>RW Inc:</i>	\$0	\$0	
					<i>RW:</i>	\$0	\$0	<i>CN Award</i>
					<i>Utilities:</i>	\$0	\$0	<i>Cost + Cont.</i>
					<i>NonContract:</i>	\$0	\$0	\$1,427
					<i>Other:</i>	\$0	\$0	
					<i>Budget Transfer:</i>		\$0	
Morgan	5	5P2209	11/2012	Pavement improvements from 0.2 mile south of Rte. TT north Junction to Rte. 135 in Laurie.	\$3,652	\$2,786	-23.71%	
					<i>PE:</i>	\$106	\$5	\$ Difference
					<i>CE Inc:</i>	\$224	\$157	-\$866
					<i>CN:</i>	\$3,322	\$2,625	
					<i>RW Inc:</i>	\$0	\$0	
					<i>RW:</i>	\$0	\$0	<i>CN Award</i>
					<i>Utilities:</i>	\$0	\$0	<i>Cost + Cont.</i>
					<i>NonContract:</i>	\$0	\$0	\$2,571
					<i>Other:</i>	\$0	\$0	
					<i>Budget Transfer:</i>		\$0	
Phelps	63	5P3057	6/2014	ADA improvements in Rolla, Camdenton, and Fayette. \$585,000 Statewide Enhancement funds.	\$796	\$1,328	66.83%	
					<i>PE:</i>	\$10	\$146	\$ Difference
					<i>CE Inc:</i>	\$40	\$254	\$532
					<i>CN:</i>	\$711	\$927	
					<i>RW Inc:</i>	\$15	\$1	
					<i>RW:</i>	\$20	\$0	<i>CN Award</i>
					<i>Utilities:</i>	\$0	\$0	<i>Cost + Cont.</i>
					<i>NonContract:</i>	\$0	\$0	\$976
					<i>Other:</i>	\$0	\$0	
					<i>Budget Transfer:</i>		\$0	

Program Estimates Compared to Costs of Projects Completed SFY 2016
RSMo.21.795.2(5,6)

(Dollars in Thousands)

County	Route	Job Number	SFY Award Date	Description of Improvement / Location	Estimate	Cost to Complete	Percent Difference
Phelps	72	9P2208	3/2013	Pavement improvements near Rolla from Rte. 63 South to County Road 5220. Reason(s): * The project cost to complete was within +/- 10 percent of the estimate.	\$2,560	\$2,807	9.65%
					<i>PE:</i> \$51	\$24	\$ Difference
					<i>CE Inc:</i> \$161	\$396	\$247
					<i>CN:</i> \$2,348	\$2,388	
					<i>RW Inc:</i> \$0	\$0	
					<i>RW:</i> \$0	\$0	<i>CN Award</i>
					<i>Utilities:</i> \$0	\$0	<i>Cost + Cont.</i>
					<i>NonContract:</i> \$0	\$0	\$2,428
					<i>Other:</i> \$0	\$0	
					<i>Budget Transfer:</i> \$0	\$0	
Phelps	D	5P2235B	4/2014	Grading, paving and curve improvements near the BNSF Railroad. Reason(s): * The cost estimate deviated from the actual cost due to competition among contractors, lower than expected design cost and changes made to project during construction.	\$1,385	\$1,073	-22.53%
					<i>PE:</i> \$125	\$19	\$ Difference
					<i>CE Inc:</i> \$96	\$170	-\$312
					<i>CN:</i> \$1,140	\$876	
					<i>RW Inc:</i> \$0	\$1	
					<i>RW:</i> \$24	\$7	<i>CN Award</i>
					<i>Utilities:</i> \$0	\$0	<i>Cost + Cont.</i>
					<i>NonContract:</i> \$0	\$0	\$957
					<i>Other:</i> \$0	\$0	
					<i>Budget Transfer:</i> \$0	\$0	
Phelps	D	9S2220	4/2014	Bridge improvements over the BNSF Railroad near Jerome. Project involves bridge X0637. Reason(s): * The cost estimate deviated from the actual cost due to recent changes in market prices for project components, changes made to project during construction and higher than expected design cost.	\$794	\$1,031	29.85%
					<i>PE:</i> \$121	\$153	\$ Difference
					<i>CE Inc:</i> \$60	\$38	\$237
					<i>CN:</i> \$613	\$840	
					<i>RW Inc:</i> \$0	\$0	
					<i>RW:</i> \$0	\$0	<i>CN Award</i>
					<i>Utilities:</i> \$0	\$0	<i>Cost + Cont.</i>
					<i>NonContract:</i> \$0	\$0	\$772
					<i>Other:</i> \$0	\$0	
					<i>Budget Transfer:</i> \$0	\$0	

Program Estimates Compared to Costs of Projects Completed SFY 2016
RSMo.21.795.2(5,6)

(Dollars in Thousands)

County	Route	Job Number	SFY Award Date	Description of Improvement / Location	Estimate	Cost to Complete	Percent Difference
Pulaski	28	5P3087	4/2014	Pavement replacement near bridge H0088 over Jones Creek Branch. Let in required combination with 9S2220. * The cost estimate deviated from the actual cost due to recent changes in market prices for project components and changes made to project during construction.	\$174	\$220	26.44%
					<i>PE:</i> \$12	\$0	\$ Difference
					<i>CE Inc:</i> \$10	\$8	\$46
					<i>CN:</i> \$152	\$212	
					<i>RW Inc:</i> \$0	\$0	
					<i>RW:</i> \$0	\$0	<i>CN Award</i>
					<i>Utilities:</i> \$0	\$0	<i>Cost + Cont.</i>
					<i>NonContract:</i> \$0	\$0	<i>\$189</i>
					<i>Other:</i> \$0	\$0	
					<i>Budget Transfer:</i> \$0	\$0	
Pulaski	7	5L1701B	12/2012	Pavement and shoulder improvements from Richland to I-44. * The project cost to complete was within +/- 10 percent of the estimate.	\$1,134	\$1,081	-4.67%
					<i>PE:</i> \$4	\$8	\$ Difference
					<i>CE Inc:</i> \$59	\$52	-\$53
					<i>CN:</i> \$1,071	\$1,020	
					<i>RW Inc:</i> \$0	\$0	
					<i>RW:</i> \$0	\$0	<i>CN Award</i>
					<i>Utilities:</i> \$0	\$0	<i>Cost + Cont.</i>
					<i>NonContract:</i> \$0	\$0	<i>\$994</i>
					<i>Other:</i> \$0	\$0	
					<i>Budget Transfer:</i> \$0	\$0	
Pulaski	D	5S3007D	5/2015	Pavement improvements from Rte. 28 to Phelps County. Includes Rte. D in Phelps County and Rte. HH and Rte. BB in Pulaski County. * The cost estimate deviated from the actual cost due to lower than expected engineering costs, competition among contractors and changes made to project during construction.	\$1,125	\$995	-11.56%
					<i>PE:</i> \$40	\$5	\$ Difference
					<i>CE Inc:</i> \$70	\$25	-\$130
					<i>CN:</i> \$1,015	\$966	
					<i>RW Inc:</i> \$0	\$0	
					<i>RW:</i> \$0	\$0	<i>CN Award</i>
					<i>Utilities:</i> \$0	\$0	<i>Cost + Cont.</i>
					<i>NonContract:</i> \$0	\$0	<i>\$988</i>
					<i>Other:</i> \$0	\$0	
					<i>Budget Transfer:</i> \$0	\$0	

Program Estimates Compared to Costs of Projects Completed SFY 2016
RSMo.21.795.2(5,6)

(Dollars in Thousands)

County	Route	Job Number	SFY Award Date	Description of Improvement / Location	Estimate	Cost to Complete	Percent Difference	
Pulaski	Y	9S0588	5/2015	Pavement improvements near St. Robert from the end of state maintenance to I-44.	\$862	\$604	-29.93%	
					<i>PE:</i>	\$97	\$7	\$ Difference
					<i>CE Inc:</i>	\$40	\$37	-\$258
					<i>CN:</i>	\$725	\$559	
					<i>RW Inc:</i>	\$0	\$0	
					<i>RW:</i>	\$0	\$0	<i>CN Award</i>
					<i>Utilities:</i>	\$0	\$0	<i>Cost + Cont.</i>
					<i>NonContract:</i>	\$0	\$0	<i>\$572</i>
					<i>Other:</i>	\$0	\$0	
					<i>Budget Transfer:</i>		\$0	
Various	Various	5P3002	6/2014	Job Order Contracting for guard cable and guardrail repair in the northern portion of the Central District.	\$556	\$717	28.96%	
					<i>PE:</i>	\$11	\$0	\$ Difference
					<i>CE Inc:</i>	\$35	\$133	\$161
					<i>CN:</i>	\$510	\$584	
					<i>RW Inc:</i>	\$0	\$0	
					<i>RW:</i>	\$0	\$0	<i>CN Award</i>
					<i>Utilities:</i>	\$0	\$0	<i>Cost + Cont.</i>
					<i>NonContract:</i>	\$0	\$0	<i>\$510</i>
					<i>Other:</i>	\$0	\$0	
					<i>Budget Transfer:</i>		\$0	
Various	Various	5P3091	0/2015	On-call work zone enforcement at various locations in the Central District.	\$20	\$16	-20.00%	
					<i>PE:</i>	\$0	\$0	\$ Difference
					<i>CE Inc:</i>	\$0	\$0	-\$4
					<i>CN:</i>	\$0	\$0	
					<i>RW Inc:</i>	\$0	\$0	
					<i>RW:</i>	\$0	\$0	<i>CN Award</i>
					<i>Utilities:</i>	\$0	\$0	<i>Cost + Cont. \$0</i>
					<i>NonContract:</i>	\$20	\$16	
					<i>Other:</i>	\$0	\$0	
					<i>Budget Transfer:</i>		\$0	

Program Estimates Compared to Costs of Projects Completed SFY 2016
RSMo.21.795.2(5,6)

(Dollars in Thousands)

County	Route	Job Number	SFY Award Date	Description of Improvement / Location	Estimate	Cost to Complete	Percent Difference
Various	Various	5P3096	10/2014	Flood repairs at various bridge locations in the Central District.	\$1,248	\$1,102	-11.70%
					<i>PE:</i> \$75	\$32	\$ Difference
					<i>CE Inc:</i> \$72	\$85	-\$146
					<i>CN:</i> \$1,052	\$981	
		Completion 7/6/2015	Reason(s):	* The cost estimate deviated from the actual cost due to lower than expected design cost, lower than expected right of way costs, changes made to project during construction and competition among contractors.	<i>RW Inc:</i> \$2	\$0	<i>CN Award Cost + Cont. \$1,019</i>
					<i>RW:</i> \$47	\$4	
					<i>Utilities:</i> \$0	\$0	
					<i>NonContract:</i> \$0	\$0	
					<i>Other:</i> \$0	\$0	
					<i>Budget Transfer:</i>	\$0	
Various	Various	9P22640	2/2014	Signing and striping improvements at various intersections in the Central District. Open Container funds.	\$192	\$170	-11.46%
					<i>PE:</i> \$16	\$6	\$ Difference
					<i>CE Inc:</i> \$11	\$33	-\$22
					<i>CN:</i> \$165	\$131	
		Completion 1/7/2016	Reason(s):	* The cost estimate deviated from the actual cost due to competition among contractors and lower than expected design cost.	<i>RW Inc:</i> \$0	\$0	<i>CN Award Cost + Cont. \$125</i>
					<i>RW:</i> \$0	\$0	
					<i>Utilities:</i> \$0	\$0	
					<i>NonContract:</i> \$0	\$0	
					<i>Other:</i> \$0	\$0	
					<i>Budget Transfer:</i>	\$0	
Franklin	100	6P1994	2/2013	Widen two lanes to five lanes from west of High Street to west of Rte. 47. Cost Share project with city of Washington. Maximum Cost Share funds \$4,398,769, SL District \$1,642,682 (PE, CE and r/w incidentals) and CMAQ funds \$950,000, remaining cost city of Washington.	\$10,799	\$8,411	-22.11%
					<i>PE:</i> \$765	\$468	\$ Difference
					<i>CE Inc:</i> \$489	\$495	-\$2388
					<i>CN:</i> \$7,129	\$6,237	
		Completion 8/5/2015	Reason(s):	* The cost estimate deviated from the actual cost due to lower than expected right of way costs, changing conditions after the estimate was established and lower than expected design cost.	<i>RW Inc:</i> \$325	\$53	<i>CN Award Cost + Cont. \$6,373</i>
					<i>RW:</i> \$1,875	\$1,132	
					<i>Utilities:</i> \$215	\$23	
					<i>NonContract:</i> \$1	\$3	
					<i>Other:</i> \$0	\$0	
					<i>Budget Transfer:</i>	\$0	

Program Estimates Compared to Costs of Projects Completed SFY 2016
RSMo.21.795.2(5,6)

(Dollars in Thousands)

County	Route	Job Number	SFY Award Date	Description of Improvement / Location	Estimate	Cost to Complete	Percent Difference
Franklin	100	6S2227	11/2014	Intersection improvements at Rte. MM in Gray Summit. \$28,000 of improvements funded by adjacent property owner.	\$541	\$680	25.69%
					<i>PE:</i> \$44	\$133	\$ Difference
					<i>CE Inc:</i> \$31	\$76	\$139
					<i>CN:</i> \$445	\$429	
					<i>RW Inc:</i> \$1	\$14	
					<i>RW:</i> \$20	\$2	<i>CN Award</i>
					<i>Utilities:</i> \$0	\$0	<i>Cost + Cont.</i>
					<i>NonContract:</i> \$0	\$26	<i>\$442</i>
					<i>Other:</i> \$0	\$0	
					<i>Budget Transfer:</i> \$0	\$0	
Franklin	185	6S3010F	3/2015	Pavement improvements from Rte. 100 to Rte. AC.	\$1,507	\$1,261	-16.32%
					<i>PE:</i> \$110	\$22	\$ Difference
					<i>CE Inc:</i> \$90	\$61	-\$246
					<i>CN:</i> \$1,307	\$1,177	
					<i>RW Inc:</i> \$0	\$0	
					<i>RW:</i> \$0	\$0	<i>CN Award</i>
					<i>Utilities:</i> \$0	\$0	<i>Cost + Cont.</i>
					<i>NonContract:</i> \$0	\$0	<i>\$1,181</i>
					<i>Other:</i> \$0	\$0	
					<i>Budget Transfer:</i> \$0	\$0	
Franklin	47	6P3019	4/2014	Pavement, shoulders and curve improvements from Rte. 30 to Washington County line. \$1,720,000 Repeat Offender and \$832,000 SFY 2016 Open Container funds.	\$3,478	\$2,453	-29.47%
					<i>PE:</i> \$260	\$210	\$ Difference
					<i>CE Inc:</i> \$207	\$272	-\$1025
					<i>CN:</i> \$3,011	\$1,972	
					<i>RW Inc:</i> \$0	\$0	
					<i>RW:</i> \$0	\$0	<i>CN Award</i>
					<i>Utilities:</i> \$0	\$0	<i>Cost + Cont.</i>
					<i>NonContract:</i> \$0	\$0	<i>\$2,223</i>
					<i>Other:</i> \$0	\$0	
					<i>Budget Transfer:</i> \$0	\$0	

Program Estimates Compared to Costs of Projects Completed SFY 2016
RSMo.21.795.2(5,6)

(Dollars in Thousands)

County	Route	Job Number	SFY Award Date	Description of Improvement / Location	Estimate	Cost to Complete	Percent Difference	
Franklin	AT	6S2205	12/2014	Pavement improvements from Rte. 50 to Rte. 100. Reason(s): * The cost estimate deviated from the actual cost due to a value engineering study (cost savings).	\$2,129	\$1,674	-21.37%	
					<i>PE:</i>	\$135	\$47	\$ Difference
					<i>CE Inc:</i>	\$128	\$177	-\$455
					<i>CN:</i>	\$1,865	\$1,450	
					<i>RW Inc:</i>	\$0	\$0	
					<i>RW:</i>	\$0	\$0	<i>CN Award</i>
					<i>Utilities:</i>	\$0	\$0	<i>Cost + Cont.</i>
					<i>NonContract:</i>	\$1	\$0	<i>\$1,648</i>
					<i>Other:</i>	\$0	\$0	
					<i>Budget Transfer:</i>	\$0	\$0	
Franklin	T	6S2228	2/2015	Safety improvements at various locations on Rte. T and Rte. V. Reason(s): * The cost estimate deviated from the actual cost due to higher than expected engineering costs and additional requirements after estimates were established.	\$696	\$874	25.57%	
					<i>PE:</i>	\$54	\$270	\$ Difference
					<i>CE Inc:</i>	\$41	\$66	\$178
					<i>CN:</i>	\$600	\$537	
					<i>RW Inc:</i>	\$0	\$0	
					<i>RW:</i>	\$0	\$0	<i>CN Award</i>
					<i>Utilities:</i>	\$0	\$0	<i>Cost + Cont.</i>
					<i>NonContract:</i>	\$1	\$0	<i>\$643</i>
					<i>Other:</i>	\$0	\$0	
					<i>Budget Transfer:</i>	\$0	\$0	
Franklin	WW	6S3010G	3/2015	Pavement improvements from I-44 outer road to end of state maintenance. Reason(s): * The cost estimate deviated from the actual cost due to changing conditions after the estimate was established and lower than expected design cost.	\$631	\$565	-10.46%	
					<i>PE:</i>	\$46	\$15	\$ Difference
					<i>CE Inc:</i>	\$38	\$55	-\$66
					<i>CN:</i>	\$547	\$495	
					<i>RW Inc:</i>	\$0	\$0	
					<i>RW:</i>	\$0	\$0	<i>CN Award</i>
					<i>Utilities:</i>	\$0	\$0	<i>Cost + Cont.</i>
					<i>NonContract:</i>	\$0	\$0	<i>\$496</i>
					<i>Other:</i>	\$0	\$0	
					<i>Budget Transfer:</i>	\$0	\$0	

Program Estimates Compared to Costs of Projects Completed SFY 2016
RSMo.21.795.2(5,6)

(Dollars in Thousands)

County	Route	Job Number	SFY Award Date	Description of Improvement / Location	Estimate	Cost to Complete	Percent Difference
Jefferson	67	6P1862	2/2015	Pavement improvements from Rte. A to Rte. JJ and on Rte. 61 from the Rte. 61/67 split to Airport Road. Reason(s): * The cost estimate deviated from the actual cost due to changing conditions after the estimate was established and lower than expected inspection costs.	\$6,679	\$4,987	-25.33%
					PE: \$210	\$181	\$ Difference
					CE Inc: \$415	\$113	-\$1692
					CN: \$6,054	\$4,693	
					RW Inc: \$0	\$0	
					RW: \$0	\$0	CN Award
					Utilities: \$0	\$0	Cost + Cont.
					NonContract: \$0	\$0	\$4,853
					Other: \$0	\$0	
					Budget Transfer: \$0	\$0	
Jefferson	B	6S3019	4/2014	Pavement, shoulders, and curve improvements from Rte. 30 to Rte. 21. \$2,076,000 Repeat Offender, \$1,065,000 SFY 2016 Open Container, and \$160,000 Cedar Hill STP-U funds. Reason(s): * The project cost to complete was within +/- 10 percent of the estimate.	\$4,302	\$4,364	1.44%
					PE: \$300	\$287	\$ Difference
					CE Inc: \$257	\$478	\$62
					CN: \$3,745	\$3,599	
					RW Inc: \$0	\$0	
					RW: \$0	\$0	CN Award
					Utilities: \$0	\$0	Cost + Cont.
					NonContract: \$0	\$0	\$3,855
					Other: \$0	\$0	
					Budget Transfer: \$0	\$0	
Jefferson	FF	6S3011	3/2014	Pavement, shoulders and curve improvements from Rte. 109 to Rte. F. \$190,000 SFY 2014 and \$1,161,000 SFY 2016 Open Container funds. Reason(s): * The project cost to complete was within +/- 10 percent of the estimate.	\$1,905	\$1,862	-2.26%
					PE: \$130	\$69	\$ Difference
					CE Inc: \$110	\$225	-\$43
					CN: \$1,605	\$1,563	
					RW Inc: \$5	\$0	
					RW: \$50	\$5	CN Award
					Utilities: \$5	\$0	Cost + Cont.
					NonContract: \$0	\$0	\$1,760
					Other: \$0	\$0	
					Budget Transfer: \$0	\$0	

Program Estimates Compared to Costs of Projects Completed SFY 2016
RSMo.21.795.2(5,6)

(Dollars in Thousands)

County	Route	Job Number	SFY Award Date	Description of Improvement / Location	Estimate	Cost to Complete	Percent Difference	
Jefferson	MM	6S2027B	3/2014	Add turn lanes at Rtes. 30/MM/W, relocate Dulin Creek Road intersection to the east, and construct a new connection to Rte. 30 at Raetta/Wild Cherry Road. Funded with SAFETEA-LU earmark MO 109 and MO 152. Project involves new bridge over Dulin Creek.	\$4,131	\$5,015	21.40%	
					<i>PE:</i>	\$735	\$745	\$ Difference
					<i>CE Inc:</i>	\$151	\$376	\$884
					<i>CN:</i>	\$2,195	\$3,385	
					<i>RW Inc:</i>	\$25	\$66	
					<i>RW:</i>	\$1,000	\$267	<i>CN Award</i>
					<i>Utilities:</i>	\$25	\$173	<i>Cost + Cont.</i>
					<i>NonContract:</i>	\$0	\$3	\$3,369
					<i>Other:</i>		\$0	
					<i>Budget Transfer:</i>		\$0	
Jefferson	MM	6S2167	3/2014	Pavement improvements from Geerdes Road to Rte. 30 and Rte. W from Rte. 30 to 0.4 mile north of Rte. 30.	\$469	\$647	37.95%	
					<i>PE:</i>	\$80	\$37	\$ Difference
					<i>CE Inc:</i>	\$25	\$71	\$178
					<i>CN:</i>	\$361	\$538	
					<i>RW Inc:</i>	\$0	\$0	
					<i>RW:</i>	\$0	\$0	<i>CN Award</i>
					<i>Utilities:</i>	\$0	\$0	<i>Cost + Cont.</i>
					<i>NonContract:</i>	\$3	\$0	\$569
					<i>Other:</i>		\$0	
					<i>Budget Transfer:</i>		\$0	
Jefferson	NN	6S3005	3/2015	Bridge improvements over Dutch Creek. Project involves bridge N0612.	\$623	\$786	26.16%	
					<i>PE:</i>	\$85	\$129	\$ Difference
					<i>CE Inc:</i>	\$31	\$122	\$163
					<i>CN:</i>	\$456	\$535	
					<i>RW Inc:</i>	\$1	\$0	
					<i>RW:</i>	\$50	\$0	<i>CN Award</i>
					<i>Utilities:</i>	\$0	\$0	<i>Cost + Cont.</i>
					<i>NonContract:</i>	\$0	\$0	\$532
					<i>Other:</i>		\$0	
					<i>Budget Transfer:</i>		\$0	

Program Estimates Compared to Costs of Projects Completed SFY 2016
RSMo.21.795.2(5,6)

(Dollars in Thousands)

County	Route	Job Number	SFY Award Date	Description of Improvement / Location	Estimate	Cost to Complete	Percent Difference
Jefferson	PP	653021	6/2013	Pavement, shoulder, and curve improvements from Twin Rivers Road to Rte. 30. \$619,000 Repeat Offender funds. Reason(s): * The project cost to complete was within +/- 10 percent of the estimate.	\$997	\$1,016	1.91%
					<i>PE:</i> \$84	\$75	\$ Difference
					<i>CE Inc:</i> \$58	\$82	\$19
					<i>CN:</i> \$845	\$859	
					<i>RW Inc:</i> \$0	\$0	
					<i>RW:</i> \$0	\$0	<i>CN Award</i>
					<i>Utilities:</i> \$10	\$0	<i>Cost + Cont.</i>
					<i>NonContract:</i> \$0	\$0	<i>\$915</i>
					<i>Other:</i> \$0	\$0	
					<i>Budget Transfer:</i> \$0	\$0	
Jefferson	W	6S2207	6/2013	Shoulder improvements along two disconnected sections of Rte. W from 0.4 mile north of Rte. 30 to Rte. FF/109; geometric improvements at LaFarge Dr.; and construct left-turn lanes at Twin Rivers Rd., Winnifred Dr., and Byrnesville Rd. Reason(s): * The cost estimate deviated from the actual cost due to additional requirements after estimates were established and higher than expected engineering costs.	\$6,623	\$7,600	14.75%
					<i>PE:</i> \$450	\$806	\$ Difference
					<i>CE Inc:</i> \$331	\$485	\$977
					<i>CN:</i> \$4,817	\$5,950	
					<i>RW Inc:</i> \$0	\$52	
					<i>RW:</i> \$725	\$306	<i>CN Award</i>
					<i>Utilities:</i> \$300	\$1	<i>Cost + Cont.</i>
					<i>NonContract:</i> \$0	\$0	<i>\$6,148</i>
					<i>Other:</i> \$0	\$0	
					<i>Budget Transfer:</i> \$0	\$0	
Jefferson	W	6S2207B	6/2014	Pavement improvements from south of White Oak School Road to south of Mid-America Drive. Reason(s): * The cost estimate deviated from the actual cost due to higher than expected utility cost, higher inspection costs, changes in market prices for project components and higher than expected right of way costs.	\$862	\$1,216	41.07%
					<i>PE:</i> \$50	\$39	\$ Difference
					<i>CE Inc:</i> \$46	\$154	\$354
					<i>CN:</i> \$666	\$660	
					<i>RW Inc:</i> \$0	\$34	
					<i>RW:</i> \$100	\$127	<i>CN Award</i>
					<i>Utilities:</i> \$0	\$202	<i>Cost + Cont.</i>
					<i>NonContract:</i> \$0	\$0	<i>\$708</i>
					<i>Other:</i> \$0	\$0	
					<i>Budget Transfer:</i> \$0	\$0	

Program Estimates Compared to Costs of Projects Completed SFY 2016
RSMo.21.795.2(5,6)

(Dollars in Thousands)

County	Route	Job Number	SFY Award Date	Description of Improvement / Location	Estimate	Cost to Complete	Percent Difference	
Jefferson	W	6S2207C	6/2014	Pavement improvements in three sections from 0.4 mile north of Rte. 30 to south of Mid-America Dr.; from south of White Oak School Rd. to south of Twin River Rd.; 1000' north of La Farge Dr. to Rte. FF/109 and Rte. 109 from Rte. W/FF to Meramec River. Reason(s): * The cost estimate deviated from the actual cost due to recent changes in market prices for project components.	\$2,599	\$3,188	22.66%	
					<i>PE:</i>	\$175	\$15	\$ Difference
					<i>CE Inc:</i>	\$156	\$214	\$589
					<i>CN:</i>	\$2,268	\$2,959	
					<i>RW Inc:</i>	\$0	\$0	
					<i>RW:</i>	\$0	\$0	<i>CN Award</i>
					<i>Utilities:</i>	\$0	\$0	<i>Cost + Cont.</i>
					<i>NonContract:</i>	\$0	\$0	<i>\$3,075</i>
					<i>Other:</i>	\$0	\$0	
					<i>Budget Transfer:</i>	\$0	\$0	
Jefferson	Z	3S2009L	3/2014	Pavement, shoulder and curve improvements from east of I-55 to Rte. A. \$876,000 Repeat Offender and \$367,000 SFY 2016 Open Container funds. Reason(s): * The project cost to complete was within +/- 10 percent of the estimate.	\$2,738	\$2,656	-2.99%	
					<i>PE:</i>	\$245	\$127	\$ Difference
					<i>CE Inc:</i>	\$160	\$373	-\$82
					<i>CN:</i>	\$2,328	\$2,156	
					<i>RW Inc:</i>	\$0	\$0	
					<i>RW:</i>	\$0	\$0	<i>CN Award</i>
					<i>Utilities:</i>	\$5	\$0	<i>Cost + Cont.</i>
					<i>NonContract:</i>	\$0	\$0	<i>\$2,584</i>
					<i>Other:</i>	\$0	\$0	
					<i>Budget Transfer:</i>	\$0	\$0	
St. Charles	364	6U1028Z	0/2016	Payback to O'Fallon for Right of way on Page Avenue Phase 3. Payback will be included as part of MoDOT's contribution for 6U1028. Right of way forward funded by O'Fallon. Reason(s): * The project cost to complete was within +/- 10 percent of the estimate.	\$6,585	\$6,585	0.00%	
					<i>PE:</i>	\$0	\$0	\$ Difference
					<i>CE Inc:</i>	\$0	\$0	\$0
					<i>CN:</i>	\$0	\$0	
					<i>RW Inc:</i>	\$0	\$0	
					<i>RW:</i>	\$0	\$0	<i>CN Award</i>
					<i>Utilities:</i>	\$0	\$0	<i>Cost + Cont. \$0</i>
					<i>NonContract:</i>	\$6,585	\$6,585	
					<i>Other:</i>	\$0	\$0	
					<i>Budget Transfer:</i>	\$0	\$0	

Program Estimates Compared to Costs of Projects Completed SFY 2016
RSMo.21.795.2(5,6)

(Dollars in Thousands)

County	Route	Job Number	SFY Award Date	Description of Improvement / Location	Estimate	Cost to Complete	Percent Difference
St. Charles	370	6P3006	7/2014	Lighting improvements at Truman Road interchange.	\$142	\$108	-23.94%
					<i>PE:</i> \$14	\$29	\$ Difference
					<i>CE Inc:</i> \$7	\$1	-\$34
					<i>CN:</i> \$101	\$77	
		Completion 7/6/2015	Reason(s):	* The cost estimate deviated from the actual cost due to competition among contractors, lower than expected non-contractual costs, lower than expected inspection costs and changes made to project during construction.	<i>RW Inc:</i> \$0	\$0	
					<i>RW:</i> \$0	\$0	<i>CN Award</i>
					<i>Utilities:</i> \$0	\$0	<i>Cost + Cont.</i>
					<i>NonContract:</i> \$20	\$0	<i>\$81</i>
					<i>Other:</i> \$0	\$0	
					<i>Budget Transfer:</i> \$0	\$0	
St. Charles	61	6P2416	7/2013	Pavement improvements from I-70 to the Lincoln County line.	\$1,905	\$1,677	-11.97%
					<i>PE:</i> \$80	\$33	\$ Difference
					<i>CE Inc:</i> \$117	\$96	-\$228
					<i>CN:</i> \$1,707	\$1,548	
		Completion 8/20/2015	Reason(s):	* The cost estimate deviated from the actual cost due to changing conditions after the estimate was established, lower than expected design cost and changes made to project during construction.	<i>RW Inc:</i> \$0	\$0	
					<i>RW:</i> \$0	\$0	<i>CN Award</i>
					<i>Utilities:</i> \$0	\$0	<i>Cost + Cont.</i>
					<i>NonContract:</i> \$1	\$0	<i>\$1,571</i>
					<i>Other:</i> \$0	\$0	
					<i>Budget Transfer:</i> \$0	\$0	
St. Charles	64	6I3106	6/2015	Pavement repairs on two discontinuous sections of the eastbound lanes from 0.5 mile east of I-70 to west of Lake St. Louis Blvd; and from 1 mile east of Rte. DD to 0.5 mile west of Rte. K. \$200,000 district operations budget.	\$217	\$198	-8.76%
					<i>PE:</i> \$3	\$17	\$ Difference
					<i>CE Inc:</i> \$14	\$33	-\$19
					<i>CN:</i> \$200	\$149	
		Completion 11/18/2015	Reason(s):	* The project cost to complete was within +/- 10 percent of the estimate.	<i>RW Inc:</i> \$0	\$0	
					<i>RW:</i> \$0	\$0	<i>CN Award</i>
					<i>Utilities:</i> \$0	\$0	<i>Cost + Cont.</i>
					<i>NonContract:</i> \$0	\$0	<i>\$150</i>
					<i>Other:</i> \$0	\$0	
					<i>Budget Transfer:</i> \$0	\$0	

Program Estimates Compared to Costs of Projects Completed SFY 2016
RSMo.21.795.2(5,6)

(Dollars in Thousands)

County	Route	Job Number	SFY Award Date	Description of Improvement / Location	Estimate	Cost to Complete	Percent Difference	
St. Charles	64	653074	8/2014	Ramp, intersection and outer road improvements at Rte. K and Rte. 94. \$221,585 Congestion Mitigation and Air Quality Improvement Program funds.	\$321	\$665	107.17%	
					<i>PE:</i>	\$25	\$94	\$ Difference
					<i>CE Inc:</i>	\$19	\$189	\$344
					<i>CN:</i>	\$277	\$382	
					<i>RW Inc:</i>	\$0	\$0	
					<i>RW:</i>	\$0	\$0	<i>CN Award</i>
					<i>Utilities:</i>	\$0	\$0	<i>Cost + Cont.</i>
					<i>NonContract:</i>	\$0	\$0	<i>\$383</i>
					<i>Other:</i>	\$0	\$0	
					<i>Budget Transfer:</i>		\$0	
St. Charles	70	6I2276	12/2014	Pavement improvements from Rte. K to Rte. C.	\$3,604	\$2,785	-22.72%	
					<i>PE:</i>	\$60	\$101	\$ Difference
					<i>CE Inc:</i>	\$228	\$87	-\$819
					<i>CN:</i>	\$3,315	\$2,597	
					<i>RW Inc:</i>	\$0	\$0	
					<i>RW:</i>	\$0	\$0	<i>CN Award</i>
					<i>Utilities:</i>	\$0	\$0	<i>Cost + Cont.</i>
					<i>NonContract:</i>	\$1	\$0	<i>\$2,664</i>
					<i>Other:</i>		\$0	
					<i>Budget Transfer:</i>		\$0	
St. Charles	70	6I2324	11/2011	Bridge improvements at Fifth Street (westbound only). Project involves bridge A3583.	\$784	\$352	-55.10%	
					<i>PE:</i>	\$30	\$23	\$ Difference
					<i>CE Inc:</i>	\$48	\$57	-\$432
					<i>CN:</i>	\$706	\$271	
					<i>RW Inc:</i>	\$0	\$0	
					<i>RW:</i>	\$0	\$0	<i>CN Award</i>
					<i>Utilities:</i>	\$0	\$0	<i>Cost + Cont.</i>
					<i>NonContract:</i>	\$0	\$0	<i>\$319</i>
					<i>Other:</i>		\$0	
					<i>Budget Transfer:</i>		\$0	

Program Estimates Compared to Costs of Projects Completed SFY 2016
RSMo.21.795.2(5,6)

(Dollars in Thousands)

County	Route	Job Number	SFY Award Date	Description of Improvement / Location	Estimate	Cost to Complete	Percent Difference	
St. Charles	70	6I2412	2/2013	Interchange improvements at Mid Rivers Mall Drive and Rte. 79. Funds from St. Charles County and maximum CMAQ funds \$7 million.	\$10,961	\$11,690	6.65%	
					<i>PE:</i>	\$865	\$258	\$ Difference
					<i>CE Inc:</i>	\$587	\$991	\$729
					<i>CN:</i>	\$8,550	\$10,267	
					<i>RW Inc:</i>	\$25	\$0	
					<i>RW:</i>	\$500	\$0	<i>CN Award</i>
					<i>Utilities:</i>	\$400	\$166	<i>Cost + Cont.</i>
					<i>NonContract:</i>	\$34	\$8	\$9,392
					<i>Other:</i>		\$0	
					<i>Budget Transfer:</i>		\$0	
St. Charles	70	6I2412B	2/2013	Construct a fifth lane on westbound I-70 from Mid Rivers Mall Drive to Rte. 79. Project involves bridge L481R. Cost Share project. \$5,036,000 from MTFC Loan for St. Charles County.	\$5,655	\$3,422	-39.49%	
					<i>PE:</i>	\$290	\$256	\$ Difference
					<i>CE Inc:</i>	\$304	\$133	-\$2233
					<i>CN:</i>	\$4,436	\$3,034	
					<i>RW Inc:</i>	\$25	\$0	
					<i>RW:</i>	\$500	\$0	<i>CN Award</i>
					<i>Utilities:</i>	\$100	\$0	<i>Cost + Cont.</i>
					<i>NonContract:</i>	\$0	\$0	\$3,215
					<i>Other:</i>		\$0	
					<i>Budget Transfer:</i>		\$0	
St. Charles	70	6S3010B	2/2013	Pavement improvements on outer roads of I-70. Funding from unobligated earmark balances, Demo ID's #MO192-\$526,210.79 and #MO078-\$5,813.71.	\$606	\$632	4.29%	
					<i>PE:</i>	\$37	\$0	\$ Difference
					<i>CE Inc:</i>	\$37	\$69	\$26
					<i>CN:</i>	\$532	\$563	
					<i>RW Inc:</i>	\$0	\$0	
					<i>RW:</i>	\$0	\$0	<i>CN Award</i>
					<i>Utilities:</i>	\$0	\$0	<i>Cost + Cont.</i>
					<i>NonContract:</i>	\$0	\$0	\$455
					<i>Other:</i>		\$0	
					<i>Budget Transfer:</i>		\$0	

Program Estimates Compared to Costs of Projects Completed SFY 2016
RSMo.21.795.2(5,6)

(Dollars in Thousands)

County	Route	Job Number	SFY Award Date	Description of Improvement / Location	Estimate	Cost to Complete	Percent Difference
St. Charles	D	6S2192C	6/2013	Pavement, shoulder and curve improvements from Rte. Z to Rte. 94. \$813,000 Repeat Offender funds. Reason(s): * The cost estimate deviated from the actual cost due to additional requirements after estimates were established and higher than expected engineering costs.	\$1,251	\$1,635	30.70%
					PE: \$70	\$110	\$ Difference
					CE Inc: \$76	\$229	\$384
					CN: \$1,105	\$1,296	
					RW Inc: \$0	\$0	
					RW: \$0	\$0	CN Award
					Utilities: \$0	\$0	Cost + Cont.
					NonContract: \$0	\$0	\$1,541
					Other: \$0	\$0	
					Budget Transfer: \$0	\$0	
St. Charles	D	6S3018	6/2013	Pavement, shoulder, and curve improvements from Rte. T to Rte. Z. \$1,418,000 Repeat Offender funds. Reason(s): * The cost estimate deviated from the actual cost due to changing conditions after the estimate was established.	\$3,104	\$2,521	-18.78%
					PE: \$154	\$118	\$ Difference
					CE Inc: \$189	\$237	-\$583
					CN: \$2,761	\$2,166	
					RW Inc: \$0	\$0	
					RW: \$0	\$0	CN Award
					Utilities: \$0	\$0	Cost + Cont.
					NonContract: \$0	\$0	\$2,211
					Other: \$0	\$0	
					Budget Transfer: \$0	\$0	
St. Charles	DD	6S2310B	6/2013	Pavement, shoulder and curve improvements from 2 miles north of Rte. D to Rte. 94. \$30,000 High Risk Rural Roads, \$120,000 Open Container, and \$1,138,000 Repeat Offender funds. Reason(s): * The project cost to complete was within +/- 10 percent of the estimate.	\$2,115	\$2,124	0.43%
					PE: \$235	\$125	\$ Difference
					CE Inc: \$121	\$296	\$9
					CN: \$1,759	\$1,703	
					RW Inc: \$0	\$0	
					RW: \$0	\$0	CN Award
					Utilities: \$0	\$0	Cost + Cont.
					NonContract: \$0	\$0	\$1,635
					Other: \$0	\$0	
					Budget Transfer: \$0	\$0	

Program Estimates Compared to Costs of Projects Completed SFY 2016
RSMo.21.795.2(5,6)

(Dollars in Thousands)

County	Route	Job Number	SFY Award Date	Description of Improvement / Location	Estimate	Cost to Complete	Percent Difference	
St. Charles	N	652328	4/2014	Pavement, shoulder, and curve improvements from Rte. Z to Sommers Road. \$841,000 Repeat Offender and \$1,032,000 SFY 2014 and \$736,000 SFY 2016 Open Container funds.	\$4,050	\$2,660	-34.32%	
					<i>PE:</i>	\$290	\$189	\$ Difference
					<i>CE Inc:</i>	\$226	\$230	-\$1390
					<i>CN:</i>	\$3,294	\$2,240	
					<i>RW Inc:</i>	\$0	\$0	
					<i>RW:</i>	\$0	\$0	<i>CN Award</i>
					<i>Utilities:</i>	\$240	\$0	<i>Cost + Cont.</i>
					<i>NonContract:</i>	\$0	\$0	<i>\$2,341</i>
					<i>Other:</i>	\$0	\$0	
					<i>Budget Transfer:</i>	\$0	\$0	
St. Charles	N	653028	4/2014	Shoulder and curve improvements from Rte. T to Rte. Z. \$584,000 High Risk Rural Roads and \$962,000 SFY 2014 and \$362,000 SFY 2016 Open Container funds.	\$3,492	\$4,005	14.69%	
					<i>PE:</i>	\$266	\$184	\$ Difference
					<i>CE Inc:</i>	\$207	\$552	\$513
					<i>CN:</i>	\$3,019	\$3,269	
					<i>RW Inc:</i>	\$0	\$0	
					<i>RW:</i>	\$0	\$0	<i>CN Award</i>
					<i>Utilities:</i>	\$0	\$0	<i>Cost + Cont.</i>
					<i>NonContract:</i>	\$0	\$1	<i>\$3,533</i>
					<i>Other:</i>	\$0	\$0	
					<i>Budget Transfer:</i>	\$0	\$0	
St. Charles	P	652088	3/2015	Replace culverts east and west of Parr Road intersection. Project involves bridges P0894 and R0841.	\$1,037	\$1,311	26.42%	
					<i>PE:</i>	\$222	\$259	\$ Difference
					<i>CE Inc:</i>	\$71	\$206	\$274
					<i>CN:</i>	\$702	\$845	
					<i>RW Inc:</i>	\$1	\$1	
					<i>RW:</i>	\$10	\$0	<i>CN Award</i>
					<i>Utilities:</i>	\$30	\$0	<i>Cost + Cont.</i>
					<i>NonContract:</i>	\$1	\$0	<i>\$791</i>
					<i>Other:</i>	\$0	\$0	
					<i>Budget Transfer:</i>	\$0	\$0	

Program Estimates Compared to Costs of Projects Completed SFY 2016
RSMo.21.795.2(5,6)

(Dollars in Thousands)

County	Route	Job Number	SFY Award Date	Description of Improvement / Location	Estimate	Cost to Complete	Percent Difference
St. Charles	Various	6I3011	4/2013	Job Order Contracting for guardrail repair on various routes and various locations throughout St. Charles County. Reason(s): * The cost estimate deviated from the actual cost due to this being a Job Order Contracting repair project. The need for repairs was higher than estimated.	\$288	\$319	10.76%
					PE: \$5	\$0	\$ Difference
					CE Inc: \$18	\$5	\$31
					CN: \$265	\$314	
					RW Inc: \$0	\$0	
					RW: \$0	\$0	CN Award
					Utilities: \$0	\$0	Cost + Cont.
					NonContract: \$0	\$0	\$265
					Other: \$0	\$0	
					Budget Transfer: \$0	\$0	
St. Charles	Z	6S2322	6/2013	Pavement and shoulder improvements from I-70 to Rte. D. \$1,525,000 Repeat Offender Funds. Reason(s): * The project cost to complete was within +/- 10 percent of the estimate.	\$2,752	\$2,791	1.42%
					PE: \$105	\$220	\$ Difference
					CE Inc: \$170	\$314	\$39
					CN: \$2,477	\$2,256	
					RW Inc: \$0	\$0	
					RW: \$0	\$0	CN Award
					Utilities: \$0	\$0	Cost + Cont.
					NonContract: \$0	\$0	\$2,338
					Other: \$1	\$1	
					Budget Transfer: \$0	\$0	
St. Louis	100	6S3082	7/2014	Installation of flashing yellow arrows to existing traffic signals on Rtes. 100, 366, 340 and 61/67. \$364,239 Congestion Mitigation and Air Quality Improvement Program funds. Reason(s): * The cost estimate deviated from the actual cost due to competition among contractors and lower than expected design costs.	\$528	\$382	-27.65%
					PE: \$41	\$10	\$ Difference
					CE Inc: \$32	\$30	-\$146
					CN: \$455	\$342	
					RW Inc: \$0	\$0	
					RW: \$0	\$0	CN Award
					Utilities: \$0	\$0	Cost + Cont.
					NonContract: \$0	\$0	\$348
					Other: \$0	\$0	
					Budget Transfer: \$0	\$0	

Program Estimates Compared to Costs of Projects Completed SFY 2016
RSMo.21.795.2(5,6)

(Dollars in Thousands)

County	Route	Job Number	SFY Award Date	Description of Improvement / Location	Estimate	Cost to Complete	Percent Difference	
St. Louis	109	653073	3/2015	Capacity improvements to add dual left turn lanes at 4th Street. \$267,276 Congestion Mitigation and Air Quality Improvement Program funds.	\$378	\$209	-44.71%	
					<i>PE:</i>	\$25	\$37	\$ Difference
					<i>CE Inc:</i>	\$19	\$45	-\$169
					<i>CN:</i>	\$274	\$128	
					<i>RW Inc:</i>	\$0	\$0	
					<i>RW:</i>	\$0	\$0	<i>CN Award</i>
					<i>Utilities:</i>	\$60	\$0	<i>Cost + Cont.</i>
					<i>NonContract:</i>	\$0	\$0	<i>\$133</i>
					<i>Other:</i>	\$0	\$0	
					<i>Budget Transfer:</i>	\$0	\$0	
St. Louis	141	653007	3/2015	Pavement improvements from Clayton Road to I-64 south outer road.	\$955	\$970	1.57%	
					<i>PE:</i>	\$76	\$77	\$ Difference
					<i>CE Inc:</i>	\$56	\$51	\$15
					<i>CN:</i>	\$823	\$842	
					<i>RW Inc:</i>	\$0	\$0	
					<i>RW:</i>	\$0	\$0	<i>CN Award</i>
					<i>Utilities:</i>	\$0	\$0	<i>Cost + Cont.</i>
					<i>NonContract:</i>	\$0	\$0	<i>\$872</i>
					<i>Other:</i>	\$0	\$0	
					<i>Budget Transfer:</i>	\$0	\$0	
St. Louis	231	6P2291	3/2015	Installation of lighting facilities at Fine Road.	\$135	\$70	-48.15%	
					<i>PE:</i>	\$30	\$13	\$ Difference
					<i>CE Inc:</i>	\$6	\$13	-\$65
					<i>CN:</i>	\$94	\$42	
					<i>RW Inc:</i>	\$0	\$0	
					<i>RW:</i>	\$0	\$0	<i>CN Award</i>
					<i>Utilities:</i>	\$0	\$0	<i>Cost + Cont.</i>
					<i>NonContract:</i>	\$5	\$2	<i>\$44</i>
					<i>Other:</i>	\$0	\$0	
					<i>Budget Transfer:</i>	\$0	\$0	

Program Estimates Compared to Costs of Projects Completed SFY 2016
RSMo.21.795.2(5,6)

(Dollars in Thousands)

County	Route	Job Number	SFY Award Date	Description of Improvement / Location	Estimate	Cost to Complete	Percent Difference	
St. Louis	270	6I2010D	3/2012	Capacity and pavement improvements, pavement and shoulder widening and soundwalls from north of I-44 to south of Rte. 100.	\$12,963	\$14,866	14.68%	
					<i>PE:</i>	\$310	\$528	\$ Difference
					<i>CE Inc:</i>	\$813	\$926	\$1903
					<i>CN:</i>	\$11,840	\$13,337	
					<i>RW Inc:</i>	\$0	\$0	
					<i>RW:</i>	\$0	\$0	<i>CN Award</i>
					<i>Utilities:</i>	\$0	\$75	<i>Cost + Cont.</i>
					<i>NonContract:</i>	\$0	\$0	<i>\$10,927</i>
					<i>Other:</i>	\$0	\$0	
					<i>Budget Transfer:</i>		\$0	
St. Louis	270	6I3013	12/2014	Pavement improvements from I-70 to I-170.	\$3,995	\$4,573	14.47%	
					<i>PE:</i>	\$180	\$41	\$ Difference
					<i>CE Inc:</i>	\$245	\$145	\$578
					<i>CN:</i>	\$3,570	\$4,387	
					<i>RW Inc:</i>	\$0	\$0	
					<i>RW:</i>	\$0	\$0	<i>CN Award</i>
					<i>Utilities:</i>	\$0	\$0	<i>Cost + Cont.</i>
					<i>NonContract:</i>	\$0	\$0	<i>\$4,455</i>
					<i>Other:</i>	\$0	\$0	
					<i>Budget Transfer:</i>		\$0	
St. Louis	270	6P2376	6/2014	Intersection improvements at the entrance ramp from Dunn Road to westbound I-270 west of Bellefontaine Road.	\$1,366	\$1,440	5.42%	
					<i>PE:</i>	\$165	\$241	\$ Difference
					<i>CE Inc:</i>	\$70	\$174	\$74
					<i>CN:</i>	\$1,020	\$1,024	
					<i>RW Inc:</i>	\$5	\$0	
					<i>RW:</i>	\$40	\$0	<i>CN Award</i>
					<i>Utilities:</i>	\$0	\$0	<i>Cost + Cont.</i>
					<i>NonContract:</i>	\$66	\$1	<i>\$1,053</i>
					<i>Other:</i>	\$0	\$0	
					<i>Budget Transfer:</i>		\$0	

Program Estimates Compared to Costs of Projects Completed SFY 2016
RSMo.21.795.2(5,6)

(Dollars in Thousands)

County	Route	Job Number	SFY Award Date	Description of Improvement / Location	Estimate	Cost to Complete	Percent Difference	
St. Louis	30	653081	7/2014	Installation of flashing yellow arrows to existing traffic signals on Rtes. 30, 231, 180, 47 and 50. \$389,509 Congestion Mitigation and Air Quality Improvement Program funds.	\$565	\$414	-26.73%	
					<i>PE:</i>	\$44	\$7	\$ Difference
					<i>CE Inc:</i>	\$34	\$6	-\$151
					<i>CN:</i>	\$487	\$401	
					<i>RW Inc:</i>	\$0	\$0	
					<i>RW:</i>	\$0	\$0	<i>CN Award</i>
					<i>Utilities:</i>	\$0	\$0	<i>Cost + Cont.</i>
					<i>NonContract:</i>	\$0	\$0	<i>\$425</i>
					<i>Other:</i>	\$0	\$0	
					<i>Budget Transfer:</i>		\$0	
St. Louis	340	6P2422	3/2014	Pavement improvements from Rte. 67 to east of Dielman Road.	\$921	\$1,081	17.37%	
					<i>PE:</i>	\$73	\$44	\$ Difference
					<i>CE Inc:</i>	\$54	\$200	\$160
					<i>CN:</i>	\$793	\$837	
					<i>RW Inc:</i>	\$0	\$0	
					<i>RW:</i>	\$0	\$0	<i>CN Award</i>
					<i>Utilities:</i>	\$0	\$0	<i>Cost + Cont.</i>
					<i>NonContract:</i>	\$1	\$0	<i>\$828</i>
					<i>Other:</i>		\$0	
					<i>Budget Transfer:</i>		\$0	
St. Louis	340	6P2422B	3/2014	ADA and sidewalk improvements from Warson Road to Dielman Industrial Drive.	\$1,478	\$1,165	-21.18%	
					<i>PE:</i>	\$113	\$42	\$ Difference
					<i>CE Inc:</i>	\$88	\$107	-\$313
					<i>CN:</i>	\$1,277	\$1,015	
					<i>RW Inc:</i>	\$0	\$0	
					<i>RW:</i>	\$0	\$0	<i>CN Award</i>
					<i>Utilities:</i>	\$0	\$0	<i>Cost + Cont.</i>
					<i>NonContract:</i>	\$0	\$0	<i>\$1,042</i>
					<i>Other:</i>		\$0	
					<i>Budget Transfer:</i>		\$0	

Program Estimates Compared to Costs of Projects Completed SFY 2016
RSMo.21.795.2(5,6)

(Dollars in Thousands)

County	Route	Job Number	SFY Award Date	Description of Improvement / Location	Estimate	Cost to Complete	Percent Difference	
St. Louis	340	652426	3/2015	Pavement improvements from I-170 to Ferguson Avenue. \$431,000 Statewide Transportation Enhancement funds.	\$1,482	\$1,463	-1.28%	
					<i>PE:</i>	\$88	\$153	\$ Difference
					<i>CE Inc:</i>	\$79	\$141	-\$19
					<i>CN:</i>	\$1,314	\$1,169	
					<i>RW Inc:</i>	\$0	\$0	
					<i>RW:</i>	\$0	\$0	<i>CN Award</i>
					<i>Utilities:</i>	\$0	\$0	<i>Cost + Cont.</i>
					<i>NonContract:</i>	\$1	\$0	\$1,218
					<i>Other:</i>		\$0	
					<i>Budget Transfer:</i>		\$0	
St. Louis	340	653014	3/2015	Capacity improvements to add dual left turn lanes along northbound Rte. 340 at the westbound I-64 on-ramp. \$591,000 Congestion Mitigation and Air Quality Improvement Program funds.	\$741	\$512	-30.90%	
					<i>PE:</i>	\$56	\$47	\$ Difference
					<i>CE Inc:</i>	\$44	\$78	-\$229
					<i>CN:</i>	\$641	\$387	
					<i>RW Inc:</i>	\$0	\$0	
					<i>RW:</i>	\$0	\$0	<i>CN Award</i>
					<i>Utilities:</i>	\$0	\$0	<i>Cost + Cont.</i>
					<i>NonContract:</i>	\$0	\$0	\$389
					<i>Other:</i>		\$0	
					<i>Budget Transfer:</i>		\$0	
St. Louis	44	6I2168	4/2014	Bridge painting and maintenance improvements at four locations from Mraz overpass to Rte. 141. Project involves bridges A3638, A3856, A0775 and A3998.	\$2,861	\$3,050	6.61%	
					<i>PE:</i>	\$192	\$74	\$ Difference
					<i>CE Inc:</i>	\$143	\$259	\$189
					<i>CN:</i>	\$2,526	\$2,717	
					<i>RW Inc:</i>	\$0	\$0	
					<i>RW:</i>	\$0	\$0	<i>CN Award</i>
					<i>Utilities:</i>	\$0	\$0	<i>Cost + Cont.</i>
					<i>NonContract:</i>	\$0	\$0	\$2,707
					<i>Other:</i>		\$0	
					<i>Budget Transfer:</i>		\$0	

Program Estimates Compared to Costs of Projects Completed SFY 2016
RSMo.21.795.2(5,6)

(Dollars in Thousands)

County	Route	Job Number	SFY Award Date	Description of Improvement / Location	Estimate	Cost to Complete	Percent Difference
St. Louis	44	6I3105	9/2014	Bridge repair and painting at Maritz Entrance. Project involves bridge A3996. * The cost estimate deviated from the actual cost due to changing conditions after the estimate was established.	\$868	\$744	-14.29%
					<i>PE:</i> \$50	\$41	\$ Difference
					<i>CE Inc:</i> \$53	\$46	-\$124
					<i>CN:</i> \$765	\$657	
					<i>RW Inc:</i> \$0	\$0	
					<i>RW:</i> \$0	\$0	<i>CN Award</i>
					<i>Utilities:</i> \$0	\$0	<i>Cost + Cont.</i>
					<i>NonContract:</i> \$0	\$0	<i>\$620</i>
					<i>Other:</i> \$0	\$0	
					<i>Budget Transfer:</i> \$0	\$0	
St. Louis	50	6S3103	5/2015	Concrete bridge deck overlay replacement over BNSF Railroad 0.2 mile west of I-55. Project involves bridge A3085. \$638,000 District Operations funds. * The project cost to complete was within +/- 10 percent of the estimate.	\$732	\$712	-2.73%
					<i>PE:</i> \$50	\$23	\$ Difference
					<i>CE Inc:</i> \$44	\$66	-\$20
					<i>CN:</i> \$638	\$623	
					<i>RW Inc:</i> \$0	\$0	
					<i>RW:</i> \$0	\$0	<i>CN Award</i>
					<i>Utilities:</i> \$0	\$0	<i>Cost + Cont.</i>
					<i>NonContract:</i> \$0	\$0	<i>\$557</i>
					<i>Other:</i> \$0	\$0	
					<i>Budget Transfer:</i> \$0	\$0	
St. Louis	61	6S3104	5/2015	Epoxy polymer bridge deck overlay over I-255. Project involves bridge A6812. \$206,000 District Operations funds. * The project cost to complete was within +/- 10 percent of the estimate.	\$240	\$233	-2.92%
					<i>PE:</i> \$20	\$8	\$ Difference
					<i>CE Inc:</i> \$14	\$20	-\$7
					<i>CN:</i> \$206	\$205	
					<i>RW Inc:</i> \$0	\$0	
					<i>RW:</i> \$0	\$0	<i>CN Award</i>
					<i>Utilities:</i> \$0	\$0	<i>Cost + Cont.</i>
					<i>NonContract:</i> \$0	\$0	<i>\$213</i>
					<i>Other:</i> \$0	\$0	
					<i>Budget Transfer:</i> \$0	\$0	

Program Estimates Compared to Costs of Projects Completed SFY 2016
RSMo.21.795.2(5,6)

(Dollars in Thousands)

County	Route	Job Number	SFY Award Date	Description of Improvement / Location	Estimate	Cost to Complete	Percent Difference	
St. Louis	64	6I3056	12/2013	Replace bridge at Chesterfield Parkway West. Economic Development project for capacity improvement for RGA development. Project involves bridge A4155. \$4,000,000 Economic Development and \$985,769 Gateway Ridge, LLC.	\$6,105	\$4,736	-22.42%	
					<i>PE:</i>	\$10	\$0	\$ Difference
					<i>CE Inc:</i>	\$383	\$373	-\$1369
					<i>CN:</i>	\$5,587	\$4,363	
					<i>RW Inc:</i>	\$25	\$0	
					<i>RW:</i>	\$100	\$0	<i>CN Award</i>
					<i>Utilities:</i>	\$0	\$0	<i>Cost + Cont.</i>
					<i>NonContract:</i>	\$0	\$0	<i>\$4,409</i>
					<i>Other:</i>		\$0	
					<i>Budget Transfer:</i>		\$0	
St. Louis	64	6Q2343C	0/2015	ITS operations, MoDOT staff, equipment maintenance and TMC operations at the Transportation Management Center (TMC) building.	\$830	\$830	0.00%	
					<i>PE:</i>	\$0	\$0	\$ Difference
					<i>CE Inc:</i>	\$0	\$0	\$0
					<i>CN:</i>	\$0	\$0	
					<i>RW Inc:</i>	\$0	\$0	
					<i>RW:</i>	\$0	\$0	<i>CN Award</i>
					<i>Utilities:</i>	\$0	\$0	<i>Cost + Cont. \$0</i>
					<i>NonContract:</i>	\$830	\$777	
					<i>Other:</i>		\$0	
					<i>Budget Transfer:</i>		\$53	
St. Louis	64	6Q2347	0/2012	ITS systems and ATMS software upgrades at the Transportation Management Center (TMC) building.	\$3,300	\$3,375	2.27%	
					<i>PE:</i>	\$0	\$0	\$ Difference
					<i>CE Inc:</i>	\$0	\$129	\$75
					<i>CN:</i>	\$3,300	\$3,246	
					<i>RW Inc:</i>	\$0	\$0	
					<i>RW:</i>	\$0	\$0	<i>CN Award</i>
					<i>Utilities:</i>	\$0	\$0	<i>Cost + Cont. \$0</i>
					<i>NonContract:</i>	\$0	\$0	
					<i>Other:</i>		\$0	
					<i>Budget Transfer:</i>		\$0	

Program Estimates Compared to Costs of Projects Completed SFY 2016
RSMo.21.795.2(5,6)

(Dollars in Thousands)

County	Route	Job Number	SFY Award Date	Description of Improvement / Location	Estimate	Cost to Complete	Percent Difference
St. Louis	67	6S1957	3/2015	Pavement improvements from Elm Grove to south of Norfolk Southern Railroad overpass. Reason(s): * The cost estimate deviated from the actual cost due to lower than expected design cost and changing conditions after the estimate was established.	\$1,594	\$638	-59.97%
					PE: \$705	\$31	\$ Difference
					CE Inc: \$57	\$88	-\$956
					CN: \$832	\$519	
					RW Inc: \$0	\$0	
					RW: \$0	\$0	CN Award
					Utilities: \$0	\$0	Cost + Cont.
					NonContract: \$0	\$0	\$556
					Other: \$0	\$0	
					Budget Transfer: \$0	\$0	
St. Louis	70	6I2004	11/2011	Bridge improvements at Earth City Expressway. Project involves bridge A3207. Reason(s): * The cost estimate deviated from the actual cost due to competition among contractors and lower than expected design cost.	\$998	\$728	-27.05%
					PE: \$100	\$71	\$ Difference
					CE Inc: \$58	\$66	-\$270
					CN: \$840	\$591	
					RW Inc: \$0	\$0	
					RW: \$0	\$0	CN Award
					Utilities: \$0	\$0	Cost + Cont.
					NonContract: \$0	\$0	\$615
					Other: \$0	\$0	
					Budget Transfer: \$0	\$0	
St. Louis	70	6I2005	11/2011	Bridge improvements on westbound Blanchette Bridge over the Missouri River. Project involves bridge L0561. \$3,750,000 from FY 2011 Discretionary funds. Reason(s): * The project cost to complete was within +/- 10 percent of the estimate.	\$68,134	\$70,654	3.70%
					PE: \$2,100	\$4,913	\$ Difference
					CE Inc: \$4,320	\$2,967	\$2520
					CN: \$61,714	\$62,773	
					RW Inc: \$0	\$0	
					RW: \$0	\$0	CN Award
					Utilities: \$0	\$0	Cost + Cont.
					NonContract: \$0	\$0	\$60,533
					Other: \$0	\$0	
					Budget Transfer: \$0	\$0	

Program Estimates Compared to Costs of Projects Completed SFY 2016
RSMo.21.795.2(5,6)

(Dollars in Thousands)

County	Route	Job Number	SFY Award Date	Description of Improvement / Location	Estimate	Cost to Complete	Percent Difference	
St. Louis	James S. McDonnell Blvd.	653085	7/2014	Signal and intersection improvements at McDonnell Boulevard and Brown Road. \$186,555 Congestion Mitigation and Air Quality Improvement Program funds.	\$265	\$422	59.25%	
					<i>PE:</i>	\$18	\$22	\$ Difference
					<i>CE Inc:</i>	\$14	\$145	\$157
					<i>CN:</i>	\$203	\$250	
					<i>RW Inc:</i>	\$0	\$0	
					<i>RW:</i>	\$0	\$0	<i>CN Award</i>
					<i>Utilities:</i>	\$30	\$0	<i>Cost + Cont.</i>
					<i>NonContract:</i>	\$0	\$4	<i>\$249</i>
					<i>Other:</i>	\$0	\$0	
					<i>Budget Transfer:</i>		\$0	
St. Louis	U	652432	3/2014	Pavement improvements from West Florissant Avenue to Woodrow Avenue.	\$666	\$820	23.12%	
					<i>PE:</i>	\$65	\$24	\$ Difference
					<i>CE Inc:</i>	\$39	\$97	\$154
					<i>CN:</i>	\$562	\$699	
					<i>RW Inc:</i>	\$0	\$0	
					<i>RW:</i>	\$0	\$0	<i>CN Award</i>
					<i>Utilities:</i>	\$0	\$0	<i>Cost + Cont.</i>
					<i>NonContract:</i>	\$0	\$0	<i>\$671</i>
					<i>Other:</i>	\$0	\$0	
					<i>Budget Transfer:</i>		\$0	
St. Louis City	115	653016	3/2014	Replace signals and upgrade signal detection at various intersections from Kingshighway to Goodfellow in the city of St. Louis. CMAQ funds \$1,307,000.	\$1,776	\$1,184	-33.33%	
					<i>PE:</i>	\$236	\$136	\$ Difference
					<i>CE Inc:</i>	\$98	\$95	-\$592
					<i>CN:</i>	\$1,429	\$948	
					<i>RW Inc:</i>	\$0	\$0	
					<i>RW:</i>	\$0	\$0	<i>CN Award</i>
					<i>Utilities:</i>	\$12	\$0	<i>Cost + Cont.</i>
					<i>NonContract:</i>	\$1	\$5	<i>\$975</i>
					<i>Other:</i>	\$0	\$0	
					<i>Budget Transfer:</i>		\$0	

Program Estimates Compared to Costs of Projects Completed SFY 2016
RSMo.21.795.2(5,6)

(Dollars in Thousands)

County	Route	Job Number	SFY Award Date	Description of Improvement / Location	Estimate	Cost to Complete	Percent Difference
St. Louis City	180	653043	4/2014	ADA improvements from the St. Louis City limits to Rte. D. \$447,000 Statewide Transportation Enhancement funds. * The cost estimate deviated from the actual cost due to lower than expected non-contractual costs, changing conditions after the estimate was established, lower than expected inspection costs and changes made to project during construction.	\$626	\$452	-27.80%
					<i>PE:</i> \$34	\$38	\$ Difference
					<i>CE Inc:</i> \$33	\$7	-\$174
					<i>CN:</i> \$488	\$407	
					<i>RW Inc:</i> \$0	\$0	
					<i>RW:</i> \$0	\$0	<i>CN Award</i>
					<i>Utilities:</i> \$8	\$0	<i>Cost + Cont.</i>
					<i>NonContract:</i> \$63	\$0	<i>\$429</i>
					<i>Other:</i> \$0	\$0	
					<i>Budget Transfer:</i> \$0	\$0	
St. Louis City	44	613032	8/2014	Bridge rehabilitation over I-44 at Compton Avenue. Project involves bridge A2256. * The cost estimate deviated from the actual cost due to additional requirements after estimates were established.	\$2,008	\$2,253	12.20%
					<i>PE:</i> \$155	\$91	\$ Difference
					<i>CE Inc:</i> \$119	\$104	\$245
					<i>CN:</i> \$1,734	\$2,057	
					<i>RW Inc:</i> \$0	\$0	
					<i>RW:</i> \$0	\$0	<i>CN Award</i>
					<i>Utilities:</i> \$0	\$0	<i>Cost + Cont.</i>
					<i>NonContract:</i> \$0	\$0	<i>\$2,077</i>
					<i>Other:</i> \$0	\$0	
					<i>Budget Transfer:</i> \$0	\$0	
St. Louis City	55	613026B	4/2014	Bridge improvements on the westbound Poplar Street bridge over the Mississippi River. Project involves bridge A1500. \$3,000,000 IDOT funds. * The cost estimate deviated from the actual cost due to changing conditions after the estimate was established.	\$6,385	\$8,815	38.06%
					<i>PE:</i> \$5	\$0	\$ Difference
					<i>CE Inc:</i> \$378	\$178	\$2430
					<i>CN:</i> \$5,502	\$8,637	
					<i>RW Inc:</i> \$0	\$0	
					<i>RW:</i> \$0	\$0	<i>CN Award</i>
					<i>Utilities:</i> \$0	\$0	<i>Cost + Cont.</i>
					<i>NonContract:</i> \$500	\$0	<i>\$9,076</i>
					<i>Other:</i> \$0	\$0	
					<i>Budget Transfer:</i> \$0	\$0	

Program Estimates Compared to Costs of Projects Completed SFY 2016
RSMo.21.795.2(5,6)

(Dollars in Thousands)

County	Route	Job Number	SFY Award Date	Description of Improvement / Location	Estimate	Cost to Complete	Percent Difference
St. Louis City	64	6I1248	12/2012	Replace Newstead Ave., Tower Grove Ave., Taylor Ave. and Boyle Ave. bridges, pavement improvements, auxiliary lanes at Tower Grove Ave. and add ramps from Kingshighway to Sarah St. Washington Univ. Medical Center - \$9.75 million and Cost Share funds - \$8 million.	\$26,436	\$22,477	-14.98%
					<i>PE:</i> \$1,843	\$1,332	\$ Difference
					<i>CE Inc:</i> \$1,435	\$1,571	-\$3959
					<i>CN:</i> \$20,908	\$18,882	
					<i>RW Inc:</i> \$0	\$148	
					<i>RW:</i> \$600	\$338	<i>CN Award</i>
					<i>Utilities:</i> \$1,650	\$200	<i>Cost + Cont.</i>
					<i>NonContract:</i> \$0	\$6	\$18,333
					<i>Other:</i>	\$0	
					<i>Budget Transfer:</i>	\$0	
St. Louis City	64	6I2377B	4/2014	Replace Poplar Street Bridge interchange. \$7,848,000 BRM funds. Project involves bridges A1502, A1504 and A1505.	\$27,101	\$20,335	-24.97%
					<i>PE:</i> \$3,650	\$3,909	\$ Difference
					<i>CE Inc:</i> \$1,403	\$951	-\$6766
					<i>CN:</i> \$20,448	\$15,371	
					<i>RW Inc:</i> \$100	\$0	
					<i>RW:</i> \$1,000	\$0	<i>CN Award</i>
					<i>Utilities:</i> \$500	\$101	<i>Cost + Cont.</i>
					<i>NonContract:</i> \$0	\$1	\$15,710
					<i>Other:</i>	\$1	
					<i>Budget Transfer:</i>	\$0	
St. Louis City	D	6P3042	4/2014	Signal and ADA improvements from St. Louis City limits to Tucker Avenue. \$515,000 Statewide Transportation Enhancement funds.	\$884	\$802	-9.28%
					<i>PE:</i> \$52	\$30	\$ Difference
					<i>CE Inc:</i> \$52	\$199	-\$82
					<i>CN:</i> \$759	\$573	
					<i>RW Inc:</i> \$0	\$0	
					<i>RW:</i> \$0	\$0	<i>CN Award</i>
					<i>Utilities:</i> \$0	\$0	<i>Cost + Cont.</i>
					<i>NonContract:</i> \$21	\$1	\$600
					<i>Other:</i>	\$0	
					<i>Budget Transfer:</i>	\$0	

Program Estimates Compared to Costs of Projects Completed SFY 2016
RSMo.21.795.2(5,6)

(Dollars in Thousands)

County	Route	Job Number	SFY Award Date	Description of Improvement / Location	Estimate	Cost to Complete	Percent Difference
Various	Various	212165K	3/2013	Job Order Contracting for pavement repair (concrete) at various interstate locations in the St. Louis metro area. * The cost estimate deviated from the actual cost due to this being a Job Order Contract that was extended for a maximum two year term and higher than expected pavement repair needs.	\$643	\$1,695	163.61%
					<i>PE:</i> \$1	\$0	\$ Difference
					<i>CE Inc:</i> \$42	\$183	\$1052
					<i>CN:</i> \$600	\$1,512	
					<i>RW Inc:</i> \$0	\$0	
					<i>RW:</i> \$0	\$0	<i>CN Award</i>
					<i>Utilities:</i> \$0	\$0	<i>Cost + Cont.</i>
					<i>NonContract:</i> \$0	\$0	<i>\$600</i>
					<i>Other:</i> \$0	\$0	
					<i>Budget Transfer:</i> \$0	\$0	
Various	Various	613005	4/2013	Job Order Contracting for guardrail repair at various routes and various locations throughout Franklin and Jefferson Counties. * The cost estimate deviated from the actual cost due to this being a Job Order Contracting project. The need for repairs was not as high as estimated.	\$446	\$375	-15.92%
					<i>PE:</i> \$5	\$0	\$ Difference
					<i>CE Inc:</i> \$28	\$7	-\$71
					<i>CN:</i> \$413	\$367	
					<i>RW Inc:</i> \$0	\$0	
					<i>RW:</i> \$0	\$0	<i>CN Award</i>
					<i>Utilities:</i> \$0	\$0	<i>Cost + Cont.</i>
					<i>NonContract:</i> \$0	\$0	<i>\$413</i>
					<i>Other:</i> \$0	\$0	
					<i>Budget Transfer:</i> \$0	\$0	
Various	Various	613097	0/2015	On-call work zone enforcement at various locations in the St. Louis District. * The cost estimate deviated from the actual cost due to this being an on-call work zone enforcement project. The need for enforcement was not as high as estimated.	\$300	\$204	-32.00%
					<i>PE:</i> \$0	\$0	\$ Difference
					<i>CE Inc:</i> \$0	\$0	-\$96
					<i>CN:</i> \$0	\$0	
					<i>RW Inc:</i> \$0	\$0	
					<i>RW:</i> \$0	\$0	<i>CN Award</i>
					<i>Utilities:</i> \$0	\$0	<i>Cost + Cont. \$0</i>
					<i>NonContract:</i> \$300	\$204	
					<i>Other:</i> \$0	\$0	
					<i>Budget Transfer:</i> \$0	\$0	

Program Estimates Compared to Costs of Projects Completed SFY 2016
RSMo.21.795.2(5,6)

(Dollars in Thousands)

County	Route	Job Number	SFY Award Date	Description of Improvement / Location	Estimate	Cost to Complete	Percent Difference
Various	Various	6P2353B	3/2013	Job Order Contracting for pavement improvements (non-interstate/concrete) at various locations in the St. Louis District. \$425,000 District Operations funds. Reason(s): * The cost estimate deviated from the actual cost due to this being a Job Order Contract that was extended for a maximum two year term.	\$552	\$1,094	98.19%
					PE: \$7	\$0	\$ Difference
					CE Inc: \$35	\$143	\$542
					CN: \$510	\$951	
					RW Inc: \$0	\$0	
					RW: \$0	\$0	CN Award
					Utilities: \$0	\$0	Cost + Cont.
					NonContract: \$0	\$0	\$510
					Other: \$0	\$0	
					Budget Transfer: \$0	\$0	
Various	Various	6P3017	0/2013	Engineering services contract for signal optimization at various routes and various counties. CMAQ funds \$612,000. Reason(s): * The project cost to complete was within +/- 10 percent of the estimate.	\$765	\$740	-3.27%
					PE: \$0	\$0	\$ Difference
					CE Inc: \$0	\$0	-\$25
					CN: \$0	\$0	
					RW Inc: \$0	\$0	
					RW: \$0	\$0	CN Award
					Utilities: \$0	\$0	Cost + Cont. \$0
					NonContract: \$765	\$740	
					Other: \$0	\$0	
					Budget Transfer: \$0	\$0	
Various	Various	6Q2343B	0/2015	Motorist Assist operations and staff in the St. Louis District. These funds will be transferred to the district operations budget. Reason(s): * The project cost to complete was within +/- 10 percent of the estimate.	\$2,285	\$2,285	0.00%
					PE: \$0	\$0	\$ Difference
					CE Inc: \$0	\$0	\$0
					CN: \$0	\$0	
					RW Inc: \$0	\$0	
					RW: \$0	\$0	CN Award
					Utilities: \$0	\$0	Cost + Cont. \$0
					NonContract: \$2,285	\$1,871	
					Other: \$0	\$0	
					Budget Transfer: \$414	\$414	

Program Estimates Compared to Costs of Projects Completed SFY 2016
RSMo.21.795.2(5,6)

(Dollars in Thousands)

County	Route	Job Number	SFY Award Date	Description of Improvement / Location	Estimate	Cost to Complete	Percent Difference
Various	Various	6Q2343E	0/2015	ITS maintenance and operations at various locations. * The cost estimate deviated from the actual cost due to additional requirements after estimates were established.	\$1,300	\$1,733	33.31%
		Completion 2/2/2016	Reason(s):		PE: \$0	\$0	\$ Difference \$433
					CE Inc: \$0	\$0	
					CN: \$0	\$0	
					RW Inc: \$0	\$0	
					RW: \$0	\$0	CN Award
					Utilities: \$0	\$0	Cost + Cont. \$0
					NonContract: \$1,300	\$661	
					Other: \$0	\$0	
					Budget Transfer:	\$1,073	
Various	Various	6Q2343F	0/2015	ITS system preservation, repairs and upgrades throughout the St. Louis District. * The cost estimate deviated from the actual cost due to lower than expected non-contractual costs.	\$965	\$692	-28.29%
		Completion 2/2/2016	Reason(s):		PE: \$0	\$0	\$ Difference -\$273
					CE Inc: \$0	\$0	
					CN: \$0	\$0	
					RW Inc: \$0	\$0	
					RW: \$0	\$0	CN Award
					Utilities: \$0	\$0	Cost + Cont. \$0
					NonContract: \$965	\$222	
					Other: \$0	\$0	
					Budget Transfer:	\$470	
Various	Various	6S3075	8/2014	Improve signal detection along various routes throughout the St. Louis District. \$408,135 Congestion Mitigation and Air Quality Improvement Program funds. * The project cost to complete was within +/- 10 percent of the estimate.	\$590	\$554	-6.10%
		Completion 9/21/2015	Reason(s):		PE: \$45	\$37	\$ Difference -\$36
					CE Inc: \$35	\$26	
					CN: \$501	\$492	
					RW Inc: \$0	\$0	
					RW: \$0	\$0	CN Award
					Utilities: \$0	\$0	Cost + Cont.
					NonContract: \$9	\$0	\$500
					Other: \$0	\$0	
					Budget Transfer:	\$0	

Program Estimates Compared to Costs of Projects Completed SFY 2016
RSMo.21.795.2(5,6)

(Dollars in Thousands)

County	Route	Job Number	SFY Award Date	Description of Improvement / Location	Estimate	Cost to Complete	Percent Difference	
Various	Various	9P2264C	10/2013	Improve guardrail on divided highway medians at various bridge locations within the St. Louis District. Open Container funds.	\$1,582	\$917	-42.04%	
					<i>PE:</i>	\$60	\$66	\$ Difference
					<i>CE Inc:</i>	\$98	\$29	-\$665
					<i>CN:</i>	\$1,424	\$822	
					<i>RW Inc:</i>	\$0	\$0	
					<i>RW:</i>	\$0	\$0	<i>CN Award</i>
					<i>Utilities:</i>	\$0	\$0	<i>Cost + Cont.</i>
					<i>NonContract:</i>	\$0	\$0	<i>\$755</i>
					<i>Other:</i>	\$0	\$0	
					<i>Budget Transfer:</i>		\$0	
Various	Various	9P2264P	2/2014	Signing and striping improvements at various intersections in the St. Louis District. Open Container funds.	\$214	\$205	-4.21%	
					<i>PE:</i>	\$13	\$28	\$ Difference
					<i>CE Inc:</i>	\$13	\$27	-\$9
					<i>CN:</i>	\$188	\$150	
					<i>RW Inc:</i>	\$0	\$0	
					<i>RW:</i>	\$0	\$0	<i>CN Award</i>
					<i>Utilities:</i>	\$0	\$0	<i>Cost + Cont.</i>
					<i>NonContract:</i>	\$0	\$0	<i>\$155</i>
					<i>Other:</i>	\$0	\$0	
					<i>Budget Transfer:</i>		\$0	
Barry	60	7P2204B	3/2015	ADA improvements at various locations on Rte. 60 from Eisenhower Street to Rte. 37 in Monett. \$65,000 Statewide Transportation Enhancement funds.	\$94	\$94	0.00%	
					<i>PE:</i>	\$5	\$17	\$ Difference
					<i>CE Inc:</i>	\$6	\$12	\$0
					<i>CN:</i>	\$83	\$65	
					<i>RW Inc:</i>	\$0	\$0	
					<i>RW:</i>	\$0	\$0	<i>CN Award</i>
					<i>Utilities:</i>	\$0	\$0	<i>Cost + Cont.</i>
					<i>NonContract:</i>	\$0	\$0	<i>\$79</i>
					<i>Other:</i>	\$0	\$0	
					<i>Budget Transfer:</i>		\$0	

Program Estimates Compared to Costs of Projects Completed SFY 2016
RSMo.21.795.2(5,6)

(Dollars in Thousands)

County	Route	Job Number	SFY Award Date	Description of Improvement / Location	Estimate	Cost to Complete	Percent Difference	
Barton	49	7P0797U	2/2014	Construct 1st Street overpass over I-49. Cost Share funds for 7P0797T and 7P0797U are \$488,000 in SFY 2013 and \$750,000 in SFY 2014. \$935,000 Barton County. Reason(s): * The cost estimate deviated from the actual cost due to higher than expected inspection costs, higher than expected utility issues and additional requirements after estimates were established.	\$2,933	\$3,300	12.51%	
					PE:	\$179	\$167	\$ Difference
					CE Inc:	\$153	\$341	\$367
					CN:	\$2,235	\$2,252	
					RW Inc:	\$20	\$26	
					RW:	\$197	\$215	CN Award
					Utilities:	\$149	\$294	Cost + Cont.
					NonContract:	\$0	\$6	\$2,322
					Other:		\$0	
					Budget Transfer:		\$0	
Bates	18	7S2231C	10/2014	Pavement improvements on various sections from Rte. Y to I-49. Reason(s): * The project cost to complete was within +/- 10 percent of the estimate.	\$982	\$887	-9.67%	
					PE:	\$11	\$5	\$ Difference
					CE Inc:	\$54	\$114	-\$95
					CN:	\$917	\$767	
					RW Inc:	\$0	\$0	
					RW:	\$0	\$0	CN Award
					Utilities:	\$0	\$0	Cost + Cont.
					NonContract:	\$0	\$0	\$928
					Other:		\$0	
					Budget Transfer:		\$0	
Bates	49	7P2175B	10/2013	Pavement improvements on various sections from Rtes. A/B in Cass County to Rtes. A/B in Bates County. Reason(s): * The project cost to complete was within +/- 10 percent of the estimate.	\$12,729	\$12,689	-0.31%	
					PE:	\$302	\$32	\$ Difference
					CE Inc:	\$690	\$523	-\$40
					CN:	\$11,737	\$12,134	
					RW Inc:	\$0	\$0	
					RW:	\$0	\$0	CN Award
					Utilities:	\$0	\$0	Cost + Cont.
					NonContract:	\$0	\$0	\$11,525
					Other:		\$0	
					Budget Transfer:		\$0	

Program Estimates Compared to Costs of Projects Completed SFY 2016
RSMo.21.795.2(5,6)

(Dollars in Thousands)

County	Route	Job Number	SFY Award Date	Description of Improvement / Location	Estimate	Cost to Complete	Percent Difference
Bates	49	7P2199	10/2014	Pavement improvements on various sections from Rtes. A/B in Bates County to Rte. 54 in Vernon County. Reason(s): * The cost estimate deviated from the actual cost due to changes made to project during construction and lower than expected design cost.	\$6,987	\$5,937	-15.03%
					PE: \$212	\$37	\$ Difference
					CE Inc: \$376	\$336	-\$1050
					CN: \$6,399	\$5,564	
					RW Inc: \$0	\$0	
					RW: \$0	\$0	CN Award
					Utilities: \$0	\$0	Cost + Cont.
					NonContract: \$0	\$0	\$6,376
					Other: \$0	\$0	
					Budget Transfer: \$0	\$0	
Bates	52	7P3020	12/2014	Safety improvements on various sections from I-49 to Appleton City. \$718,000 Open Container funds and \$94,000 district operations budget. Reason(s): * The project cost to complete was within +/- 10 percent of the estimate.	\$880	\$858	-2.50%
					PE: \$37	\$8	\$ Difference
					CE Inc: \$31	\$85	-\$22
					CN: \$812	\$765	
					RW Inc: \$0	\$0	
					RW: \$0	\$0	CN Award
					Utilities: \$0	\$0	Cost + Cont.
					NonContract: \$0	\$0	\$861
					Other: \$0	\$0	
					Budget Transfer: \$0	\$0	
Bates	Old Hwy. 71	710797B	6/2014	Roadway improvements to the West Outer Road south of Rte. AA. \$25,000 Adrian funds. Reason(s): * The cost estimate deviated from the actual cost due to higher than expected engineering costs and changes made to project during construction.	\$233	\$290	24.46%
					PE: \$15	\$41	\$ Difference
					CE Inc: \$14	\$36	\$57
					CN: \$199	\$213	
					RW Inc: \$0	\$0	
					RW: \$0	\$0	CN Award
					Utilities: \$5	\$0	Cost + Cont.
					NonContract: \$0	\$0	\$197
					Other: \$0	\$0	
					Budget Transfer: \$0	\$0	

Program Estimates Compared to Costs of Projects Completed SFY 2016
RSMo.21.795.2(5,6)

(Dollars in Thousands)

County	Route	Job Number	SFY Award Date	Description of Improvement / Location	Estimate	Cost to Complete	Percent Difference
Benton	65	7P3026	11/2013	Pavement improvements on various sections from the Osage River to 0.2 mile south of Rte. MM.	\$1,618	\$1,560	-3.58%
		Completion 8/5/2015	Reason(s):	* The project cost to complete was within +/- 10 percent of the estimate.	<i>PE:</i> \$19	\$0	\$ Difference -\$58
					<i>CE Inc:</i> \$93	\$157	
					<i>CN:</i> \$1,506	\$1,402	
					<i>RW Inc:</i> \$0	\$0	
					<i>RW:</i> \$0	\$0	<i>CN Award</i>
					<i>Utilities:</i> \$0	\$0	<i>Cost + Cont.</i>
					<i>NonContract:</i> \$0	\$0	\$1,345
					<i>Other:</i> \$0	\$0	
					<i>Budget Transfer:</i> \$0	\$0	
Benton	7	5P2211	2/2014	Pavement improvements on various sections from Rte. 65 to Camden County. \$191,000 Repeat Offender funds. Part of combination letting involving projects 5P2211 and 5P2211B.	\$2,253	\$2,473	9.76%
		Completion 9/21/2015	Reason(s):	* The project cost to complete was within +/- 10 percent of the estimate.	<i>PE:</i> \$166	\$36	\$ Difference \$220
					<i>CE Inc:</i> \$79	\$129	
					<i>CN:</i> \$2,008	\$2,309	
					<i>RW Inc:</i> \$0	\$0	
					<i>RW:</i> \$0	\$0	<i>CN Award</i>
					<i>Utilities:</i> \$0	\$0	<i>Cost + Cont.</i>
					<i>NonContract:</i> \$0	\$0	\$2,250
					<i>Other:</i> \$0	\$0	
					<i>Budget Transfer:</i> \$0	\$0	
Cedar	54	7P2206	12/2014	Pavement improvements on various sections from east of Rte. 32 to Rte. MM in St. Clair County.	\$3,856	\$3,333	-13.56%
		Completion 3/18/2016	Reason(s):	* The cost estimate deviated from the actual cost due to changes made to project during construction and lower than expected engineering costs.	<i>PE:</i> \$98	\$19	\$ Difference -\$523
					<i>CE Inc:</i> \$209	\$138	
					<i>CN:</i> \$3,549	\$3,177	
					<i>RW Inc:</i> \$0	\$0	
					<i>RW:</i> \$0	\$0	<i>CN Award</i>
					<i>Utilities:</i> \$0	\$0	<i>Cost + Cont.</i>
					<i>NonContract:</i> \$0	\$0	\$3,540
					<i>Other:</i> \$0	\$0	
					<i>Budget Transfer:</i> \$0	\$0	

Program Estimates Compared to Costs of Projects Completed SFY 2016
RSMo.21.795.2(5,6)

(Dollars in Thousands)

County	Route	Job Number	SFY Award Date	Description of Improvement / Location	Estimate	Cost to Complete	Percent Difference	
Christian	125	753027	11/2013	Pavement and safety improvements on various sections from the Ozarks Transportation Organization boundary to Rte. 14. \$182,000 Repeat Offender funds. Part of a combination letting involving projects 753027, 8P2292 and 8S3028. Reason(s): * The cost estimate deviated from the actual cost due to competition among contractors.	\$556	\$456	-17.99%	
					PE:	\$6	\$0	\$ Difference
					CE Inc:	\$28	\$26	-\$100
					CN:	\$522	\$430	
					RW Inc:	\$0	\$0	
					RW:	\$0	\$0	CN Award
					Utilities:	\$0	\$0	Cost + Cont.
					NonContract:	\$0	\$0	\$434
					Other:	\$0	\$0	
					Budget Transfer:	\$0	\$0	
Christian	125	8P2292	11/2013	Safety improvements on various sections between Smyrna Road and the Ozarks Transportation Organization boundary. \$24,000 Repeat Offender, \$160,000 Open Container, \$14,000 High Risk Rural Roads funds. Combination letting involving projects 753027, 8P2292 and 8S3028. Reason(s): * The cost estimate deviated from the actual cost due to recent changes in market prices for project components and higher than expected engineering costs.	\$245	\$289	17.96%	
					PE:	\$28	\$35	\$ Difference
					CE Inc:	\$19	\$44	\$44
					CN:	\$198	\$209	
					RW Inc:	\$0	\$0	
					RW:	\$0	\$0	CN Award
					Utilities:	\$0	\$0	Cost + Cont.
					NonContract:	\$0	\$0	\$249
					Other:	\$0	\$0	
					Budget Transfer:	\$0	\$0	
Christian	14	8P3021	3/2014	ADA accommodations at various locations from Rte. M in Nixa to Rte. W in Ozark. \$165,587 Transportation Alternatives Program funding from the Ozarks Transportation Organization. Reason(s): * The project cost to complete was within +/- 10 percent of the estimate.	\$278	\$259	-6.83%	
					PE:	\$24	\$2	\$ Difference
					CE Inc:	\$17	\$65	-\$19
					CN:	\$237	\$192	
					RW Inc:	\$0	\$0	
					RW:	\$0	\$0	CN Award
					Utilities:	\$0	\$0	Cost + Cont.
					NonContract:	\$0	\$0	\$288
					Other:	\$0	\$0	
					Budget Transfer:	\$0	\$0	

Program Estimates Compared to Costs of Projects Completed SFY 2016
RSMo.21.795.2(5,6)

(Dollars in Thousands)

County	Route	Job Number	SFY Award Date	Description of Improvement / Location	Estimate	Cost to Complete	Percent Difference
Christian	14	852414	11/2013	Safety improvements 0.8 mile west of Nixa. \$274,000 Repeat Offender funds. Part of a combination letting involving projects 851300, 851300B, 852277, 852414, 852416, 852443, 852444. Reason(s): * The cost estimate deviated from the actual cost due to higher than expected inspection costs and changes made to project during construction.	\$314	\$346	10.19%
					PE: \$21	\$16	\$ Difference
					CE Inc: \$19	\$54	\$32
					CN: \$274	\$276	
					RW Inc: \$0	\$0	
					RW: \$0	\$0	CN Award
					Utilities: \$0	\$0	Cost + Cont.
					NonContract: \$0	\$0	\$272
					Other: \$0	\$0	
					Budget Transfer: \$0	\$0	
Christian	14	852416	11/2013	Safety improvements 1 mile east of Rte. N. \$236,000 Repeat Offender funds. Part of a combination letting involving projects 851300, 851300B, 852277, 852414, 852416, 852443, 852444. Reason(s): * The cost estimate deviated from the actual cost due to changes made to project during construction, higher than expected inspection costs and additional requirements after estimates were established.	\$268	\$297	10.82%
					PE: \$16	\$0	\$ Difference
					CE Inc: \$16	\$31	\$29
					CN: \$236	\$266	
					RW Inc: \$0	\$0	
					RW: \$0	\$0	CN Award
					Utilities: \$0	\$0	Cost + Cont.
					NonContract: \$0	\$0	\$245
					Other: \$0	\$0	
					Budget Transfer: \$0	\$0	
Christian	14	852443	11/2013	Pavement improvements on various sections from 1.6 miles west of Rte. M to 0.2 mile west of Rte. M in Nixa. \$50,000 from Repeat Offender funds. Part of a combination letting involving projects 851300, 851300B, 852277, 852414, 852416, 852443, 852444. Reason(s): * The cost estimate deviated from the actual cost due to changing conditions after the estimate was established and changes made to project during construction.	\$240	\$189	-21.25%
					PE: \$4	\$0	\$ Difference
					CE Inc: \$9	\$39	-\$51
					CN: \$227	\$150	
					RW Inc: \$0	\$0	
					RW: \$0	\$0	CN Award
					Utilities: \$0	\$0	Cost + Cont.
					NonContract: \$0	\$0	\$172
					Other: \$0	\$0	
					Budget Transfer: \$0	\$0	

Program Estimates Compared to Costs of Projects Completed SFY 2016
RSMo.21.795.2(5,6)

(Dollars in Thousands)

County	Route	Job Number	SFY Award Date	Description of Improvement / Location	Estimate	Cost to Complete	Percent Difference	
Christian	60	7P3039B	3/2015	ADA improvements at various locations in Billings. \$10,000 City of Billings funds.	\$31	\$55	77.42%	
					<i>PE:</i>	\$2	\$7	\$ Difference
					<i>CE Inc:</i>	\$2	\$11	\$24
					<i>CN:</i>	\$27	\$38	
					<i>RW Inc:</i>	\$0	\$0	
					<i>RW:</i>	\$0	\$0	<i>CN Award</i>
					<i>Utilities:</i>	\$0	\$0	<i>Cost + Cont.</i>
					<i>NonContract:</i>	\$0	\$0	<i>\$49</i>
					<i>Other:</i>	\$0	\$0	
					<i>Budget Transfer:</i>	\$0	\$0	
Christian	65	7P3006	11/2013	Pavement improvements on various sections of the southbound lanes from the Ozarks Transportation Organization boundary n/o Rte. EE. Part of a combination letting involving projects 7P3006, 8P2263C, and 8S2266.	\$887	\$779	-12.18%	
					<i>PE:</i>	\$27	\$5	\$ Difference
					<i>CE Inc:</i>	\$25	\$56	-\$108
					<i>CN:</i>	\$835	\$718	
					<i>RW Inc:</i>	\$0	\$0	
					<i>RW:</i>	\$0	\$0	<i>CN Award</i>
					<i>Utilities:</i>	\$0	\$0	<i>Cost + Cont.</i>
					<i>NonContract:</i>	\$0	\$0	<i>\$703</i>
					<i>Other:</i>	\$0	\$0	
					<i>Budget Transfer:</i>	\$0	\$0	
Christian	65	7P3020B	12/2014	Safety improvements to various curves at Saddlebrooke. \$200,000 Open Container funds.	\$215	\$182	-15.35%	
					<i>PE:</i>	\$6	\$0	\$ Difference
					<i>CE Inc:</i>	\$9	\$2	-\$33
					<i>CN:</i>	\$200	\$180	
					<i>RW Inc:</i>	\$0	\$0	
					<i>RW:</i>	\$0	\$0	<i>CN Award</i>
					<i>Utilities:</i>	\$0	\$0	<i>Cost + Cont.</i>
					<i>NonContract:</i>	\$0	\$0	<i>\$184</i>
					<i>Other:</i>	\$0	\$0	
					<i>Budget Transfer:</i>	\$0	\$0	

Program Estimates Compared to Costs of Projects Completed SFY 2016
RSMo.21.795.2(5,6)

(Dollars in Thousands)

County	Route	Job Number	SFY Award Date	Description of Improvement / Location	Estimate	Cost to Complete	Percent Difference	
Christian	65	8P2156	6/2013	Bridge improvement for northbound bridge over Farmer's Branch, 1.5 miles north of Rte. J. \$1,000,000 from Ozarks Transportation Organization BRM funds. Project involves bridge A0570. Reason(s): * The project cost to complete was within +/- 10 percent of the estimate.	\$3,314	\$3,198	-3.50%	
					<i>PE:</i>	\$512	\$154	\$ Difference
					<i>CE Inc:</i>	\$180	\$291	-\$116
					<i>CN:</i>	\$2,622	\$2,753	
					<i>RW Inc:</i>	\$0	\$0	
					<i>RW:</i>	\$0	\$0	<i>CN Award</i>
					<i>Utilities:</i>	\$0	\$0	<i>Cost + Cont.</i>
					<i>NonContract:</i>	\$0	\$0	<i>\$3,046</i>
					<i>Other:</i>	\$0	\$0	
					<i>Budget Transfer:</i>		\$0	
Christian	65	8S2266	11/2013	Pavement improvements on various sections of South Street in Ozark from Rte. 65 to Rte. 14 and on Rte. F from the end of route to Rte. 65. Part of a combination letting involving projects 7P3006, 8P2263C, and 8S2266. Reason(s): * The project cost to complete was within +/- 10 percent of the estimate.	\$669	\$651	-2.69%	
					<i>PE:</i>	\$11	\$3	\$ Difference
					<i>CE Inc:</i>	\$42	\$69	-\$18
					<i>CN:</i>	\$616	\$579	
					<i>RW Inc:</i>	\$0	\$0	
					<i>RW:</i>	\$0	\$0	<i>CN Award</i>
					<i>Utilities:</i>	\$0	\$0	<i>Cost + Cont.</i>
					<i>NonContract:</i>	\$0	\$0	<i>\$580</i>
					<i>Other:</i>	\$0	\$0	
					<i>Budget Transfer:</i>		\$0	
Christian	CC	8S0736B	3/2014	Intersection improvements at Cheyenne Road in Nixa. Part of a combination letting involving projects 8S0736B and 8S0736C. Reason(s): * The cost estimate deviated from the actual cost due to higher than expected utility costs, additional requirements after estimates were established, changes made to project during construction and higher than expected inspection costs.	\$1,550	\$1,726	11.35%	
					<i>PE:</i>	\$20	\$11	\$ Difference
					<i>CE Inc:</i>	\$160	\$202	\$176
					<i>CN:</i>	\$818	\$1,008	
					<i>RW Inc:</i>	\$50	\$23	
					<i>RW:</i>	\$500	\$259	<i>CN Award</i>
					<i>Utilities:</i>	\$2	\$222	<i>Cost + Cont.</i>
					<i>NonContract:</i>	\$0	\$1	<i>\$962</i>
					<i>Other:</i>	\$0	\$0	
					<i>Budget Transfer:</i>		\$0	

Program Estimates Compared to Costs of Projects Completed SFY 2016
RSMo.21.795.2(5,6)

(Dollars in Thousands)

County	Route	Job Number	SFY Award Date	Description of Improvement / Location	Estimate	Cost to Complete	Percent Difference	
Christian	CC	850736C	3/2014	Roadway improvements from Cheyenne Road to Rolling Hills Road in Fremont Hills. Part of a combination letting involving projects 850736B and 850736C.	\$2,428	\$2,385	-1.77%	
					<i>PE:</i>	\$170	\$24	\$ Difference
					<i>CE Inc:</i>	\$96	\$221	-\$43
					<i>CN:</i>	\$1,219	\$955	
					<i>RW Inc:</i>	\$25	\$43	
					<i>RW:</i>	\$293	\$935	<i>CN Award</i>
					<i>Utilities:</i>	\$595	\$207	<i>Cost + Cont.</i>
					<i>NonContract:</i>	\$30	\$0	<i>\$955</i>
					<i>Other:</i>		\$0	
					<i>Budget Transfer:</i>		\$0	
Christian	NN	8S2267	9/2014	Pavement improvements on various sections from Rte. J to Rte. 14 in Ozark.	\$587	\$864	47.19%	
					<i>PE:</i>	\$16	\$21	\$ Difference
					<i>CE Inc:</i>	\$32	\$113	\$277
					<i>CN:</i>	\$539	\$730	
					<i>RW Inc:</i>	\$0	\$0	
					<i>RW:</i>	\$0	\$0	<i>CN Award</i>
					<i>Utilities:</i>	\$0	\$0	<i>Cost + Cont.</i>
					<i>NonContract:</i>	\$0	\$0	<i>\$596</i>
					<i>Other:</i>		\$0	
					<i>Budget Transfer:</i>		\$0	
Christian	ZZ	8S2277	11/2013	Pavement improvements on various sections from County Road 194 to Rte. 14. \$240,000 High Risk Rural Roads funds. Part of a combination letting involving projects 8S1300, 8S1300B, 8S2277, 8S2414, 8S2416, 8S2443, and 8S2444.	\$632	\$562	-11.08%	
					<i>PE:</i>	\$12	\$2	\$ Difference
					<i>CE Inc:</i>	\$40	\$55	-\$70
					<i>CN:</i>	\$580	\$505	
					<i>RW Inc:</i>	\$0	\$0	
					<i>RW:</i>	\$0	\$0	<i>CN Award</i>
					<i>Utilities:</i>	\$0	\$0	<i>Cost + Cont.</i>
					<i>NonContract:</i>	\$0	\$0	<i>\$487</i>
					<i>Other:</i>		\$0	
					<i>Budget Transfer:</i>		\$0	

Program Estimates Compared to Costs of Projects Completed SFY 2016
RSMo.21.795.2(5,6)

(Dollars in Thousands)

County	Route	Job Number	SFY Award Date	Description of Improvement / Location	Estimate	Cost to Complete	Percent Difference
Dallas	32	852465	4/2014	Pavement improvements on various sections from east of Rte. 65 to Rte. P. \$352,000 Repeat Offender and \$461,000 SW District Operations funds.	\$1,063	\$969	-8.84%
		Completion 9/4/2015	Reason(s):	* The project cost to complete was within +/- 10 percent of the estimate.	<i>PE:</i> \$141	\$16	\$ Difference -\$94
					<i>CE Inc:</i> \$35	\$39	
					<i>CN:</i> \$887	\$913	
					<i>RW Inc:</i> \$0	\$0	
					<i>RW:</i> \$0	\$0	<i>CN Award</i>
					<i>Utilities:</i> \$0	\$0	<i>Cost + Cont.</i>
					<i>NonContract:</i> \$0	\$0	<i>\$918</i>
					<i>Other:</i> \$0	\$0	
					<i>Budget Transfer:</i> \$0	\$0	
Dallas	64	7P3022	3/2014	Safety improvements on various sections from Rte. 65 to Rte. 64A. \$443,000 Repeat Offender, \$364,000 Open Container, and \$33,000 High Risk Rural Roads funds.	\$913	\$776	-15.01%
		Completion 9/4/2015	Reason(s):	* The cost estimate deviated from the actual cost due to changes made to project during construction and lower than expected inspection costs.	<i>PE:</i> \$11	\$0	\$ Difference -\$137
					<i>CE Inc:</i> \$35	\$14	
					<i>CN:</i> \$867	\$761	
					<i>RW Inc:</i> \$0	\$0	
					<i>RW:</i> \$0	\$0	<i>CN Award</i>
					<i>Utilities:</i> \$0	\$0	<i>Cost + Cont.</i>
					<i>NonContract:</i> \$0	\$0	<i>\$898</i>
					<i>Other:</i> \$0	\$0	
					<i>Budget Transfer:</i> \$0	\$0	
Dallas	64	8L1300H	3/2014	Pavement improvements on various sections from Rte. 65 to Rte. 64A. \$931,904 SW District Operations funds.	\$1,228	\$1,272	3.58%
		Completion 9/4/2015	Reason(s):	* The project cost to complete was within +/- 10 percent of the estimate.	<i>PE:</i> \$13	\$13	\$ Difference \$44
					<i>CE Inc:</i> \$78	\$48	
					<i>CN:</i> \$1,137	\$1,212	
					<i>RW Inc:</i> \$0	\$0	
					<i>RW:</i> \$0	\$0	<i>CN Award</i>
					<i>Utilities:</i> \$0	\$0	<i>Cost + Cont.</i>
					<i>NonContract:</i> \$0	\$0	<i>\$1,233</i>
					<i>Other:</i> \$0	\$0	
					<i>Budget Transfer:</i> \$0	\$0	

Program Estimates Compared to Costs of Projects Completed SFY 2016
RSMo.21.795.2(5,6)

(Dollars in Thousands)

County	Route	Job Number	SFY Award Date	Description of Improvement / Location	Estimate	Cost to Complete	Percent Difference
Dallas	65	7P2212	12/2013	Pavement improvements on various sections of the northbound lanes from Rte. AA to Rte. EE.	\$2,505	\$1,198	-52.18%
		Completion 10/6/2015	Reason(s):	* The cost estimate deviated from the actual cost due to redesigns.	<i>PE:</i> \$65	\$9	\$ Difference -\$1307
					<i>CE Inc:</i> \$70	\$102	
					<i>CN:</i> \$2,370	\$1,087	
					<i>RW Inc:</i> \$0	\$0	
					<i>RW:</i> \$0	\$0	<i>CN Award</i>
					<i>Utilities:</i> \$0	\$0	<i>Cost + Cont.</i>
					<i>NonContract:</i> \$0	\$0	\$1,125
					<i>Other:</i> \$0	\$0	
					<i>Budget Transfer:</i>	\$0	
Dallas	65	8P2290	3/2015	Replace nonstandard guardrail, installation of guardrail, guard cable and/or access restraint cable at various locations between Rte. EE and the Pomme de Terre River.	\$164	\$94	-42.68%
		Completion 10/6/2015	Reason(s):	* The cost estimate deviated from the actual cost due to redesigns.	<i>PE:</i> \$11	\$5	\$ Difference -\$70
					<i>CE Inc:</i> \$3	\$4	
					<i>CN:</i> \$150	\$84	
					<i>RW Inc:</i> \$0	\$0	
					<i>RW:</i> \$0	\$0	<i>CN Award</i>
					<i>Utilities:</i> \$0	\$0	<i>Cost + Cont.</i>
					<i>NonContract:</i> \$0	\$0	\$90
					<i>Other:</i> \$0	\$0	
					<i>Budget Transfer:</i>	\$0	
Dallas	B	7S3036	11/2014	Bridge improvements on Rte. B over Dousinbury Creek and Rte. 32 over Four Mile Creek. Project involves bridges P0962 and X0060.	\$1,921	\$1,429	-25.61%
		Completion 1/21/2016	Reason(s):	* The cost estimate deviated from the actual cost due to competition among contractors and changes made to project during construction.	<i>PE:</i> \$165	\$223	\$ Difference -\$492
					<i>CE Inc:</i> \$113	\$114	
					<i>CN:</i> \$1,643	\$1,091	
					<i>RW Inc:</i> \$0	\$0	
					<i>RW:</i> \$0	\$0	<i>CN Award</i>
					<i>Utilities:</i> \$0	\$0	<i>Cost + Cont.</i>
					<i>NonContract:</i> \$0	\$0	\$1,160
					<i>Other:</i> \$0	\$0	
					<i>Budget Transfer:</i>	\$0	

Program Estimates Compared to Costs of Projects Completed SFY 2016
RSMo.21.795.2(5,6)

(Dollars in Thousands)

County	Route	Job Number	SFY Award Date	Description of Improvement / Location	Estimate	Cost to Complete	Percent Difference	
Dallas	D	8L1300M	10/2014	Pavement improvements on various sections from Rte. 65 to Rte. 73.	\$597	\$440	-26.30%	
					<i>PE:</i>	\$17	\$15	\$ Difference
					<i>CE Inc:</i>	\$27	\$5	-\$157
					<i>CN:</i>	\$553	\$420	
					<i>RW Inc:</i>	\$0	\$0	
					<i>RW:</i>	\$0	\$0	<i>CN Award</i>
					<i>Utilities:</i>	\$0	\$0	<i>Cost + Cont.</i>
					<i>NonContract:</i>	\$0	\$0	<i>\$504</i>
					<i>Other:</i>	\$0	\$0	
					<i>Budget Transfer:</i>	\$0	\$0	
Greene	125	8S2426	11/2013	Turn-lane improvements at Washington Avenue in Strafford. Part of a combination letting involving projects 8S2340, 8S2449, 8S2426 and 8P2265.	\$740	\$727	-1.76%	
					<i>PE:</i>	\$58	\$51	\$ Difference
					<i>CE Inc:</i>	\$26	\$187	-\$13
					<i>CN:</i>	\$522	\$462	
					<i>RW Inc:</i>	\$16	\$6	
					<i>RW:</i>	\$87	\$21	<i>CN Award</i>
					<i>Utilities:</i>	\$31	\$0	<i>Cost + Cont.</i>
					<i>NonContract:</i>	\$0	\$0	<i>\$459</i>
					<i>Other:</i>	\$0	\$0	
					<i>Budget Transfer:</i>	\$0	\$0	
Greene	125	8S3028	11/2013	Pavement and safety improvements on various sections from Rte. 60 to Smyrna Road. \$28,000 Repeat Offender funds. Part of a combination letting involving projects 7S3027, 8P2292 and 8S3028.	\$717	\$586	-18.27%	
					<i>PE:</i>	\$8	\$0	\$ Difference
					<i>CE Inc:</i>	\$41	\$52	-\$131
					<i>CN:</i>	\$668	\$534	
					<i>RW Inc:</i>	\$0	\$0	
					<i>RW:</i>	\$0	\$0	<i>CN Award</i>
					<i>Utilities:</i>	\$0	\$0	<i>Cost + Cont.</i>
					<i>NonContract:</i>	\$0	\$0	<i>\$568</i>
					<i>Other:</i>	\$0	\$0	
					<i>Budget Transfer:</i>	\$0	\$0	

Program Estimates Compared to Costs of Projects Completed SFY 2016
RSMo.21.795.2(5,6)

(Dollars in Thousands)

County	Route	Job Number	SFY Award Date	Description of Improvement / Location	Estimate	Cost to Complete	Percent Difference
Greene	13	8P2263B	10/2013	Pavement improvements on various sections from Rte. WW to north of I-44 in Springfield. Part of a combination letting involving projects 8P2263B and 7P3005. Reason(s): * The project cost to complete was within +/- 10 percent of the estimate.	\$2,795	\$3,044	8.91%
					<i>PE:</i> \$42	\$39	\$ Difference
					<i>CE Inc:</i> \$153	\$147	\$249
					<i>CN:</i> \$2,600	\$2,857	
					<i>RW Inc:</i> \$0	\$0	
					<i>RW:</i> \$0	\$0	<i>CN Award</i>
					<i>Utilities:</i> \$0	\$0	<i>Cost + Cont.</i>
					<i>NonContract:</i> \$0	\$0	\$2,739
					<i>Other:</i> \$0	\$0	
					<i>Budget Transfer:</i> \$0	\$0	
Greene	13	8P3005	11/2014	Pavement improvements on various sections of Kansas Expressway from north of I-44 to Rte. 60 (James River Freeway). Reason(s): * The project cost to complete was within +/- 10 percent of the estimate.	\$1,978	\$1,790	-9.50%
					<i>PE:</i> \$21	\$29	\$ Difference
					<i>CE Inc:</i> \$111	\$62	-\$188
					<i>CN:</i> \$1,846	\$1,699	
					<i>RW Inc:</i> \$0	\$0	
					<i>RW:</i> \$0	\$0	<i>CN Award</i>
					<i>Utilities:</i> \$0	\$0	<i>Cost + Cont.</i>
					<i>NonContract:</i> \$0	\$0	\$1,833
					<i>Other:</i> \$0	\$0	
					<i>Budget Transfer:</i> \$0	\$0	
Greene	160	8P2264D	9/2014	Pavement improvements on various sections of West Bypass from Rte. 413 (Sunshine Street) to Rte. 60 (James River Freeway) in Springfield. Reason(s): * The project cost to complete was within +/- 10 percent of the estimate.	\$793	\$828	4.41%
					<i>PE:</i> \$13	\$30	\$ Difference
					<i>CE Inc:</i> \$44	\$145	\$35
					<i>CN:</i> \$736	\$654	
					<i>RW Inc:</i> \$0	\$0	
					<i>RW:</i> \$0	\$0	<i>CN Award</i>
					<i>Utilities:</i> \$0	\$0	<i>Cost + Cont.</i>
					<i>NonContract:</i> \$0	\$0	\$733
					<i>Other:</i> \$0	\$0	
					<i>Budget Transfer:</i> \$0	\$0	

Program Estimates Compared to Costs of Projects Completed SFY 2016
RSMo.21.795.2(5,6)

(Dollars in Thousands)

County	Route	Job Number	SFY Award Date	Description of Improvement / Location	Estimate	Cost to Complete	Percent Difference
Greene	160	8P3011	11/2014	Pavement improvements on various sections of West Bypass from I-44 to Rte. 413 (Sunshine Street). * The cost estimate deviated from the actual cost due to competition among contractors, lower than expected inspection costs and changes made to project during construction.	\$1,658	\$1,333	-19.60%
					<i>PE:</i> \$16	\$14	\$ Difference
					<i>CE Inc:</i> \$93	\$25	-\$325
					<i>CN:</i> \$1,549	\$1,294	
					<i>RW Inc:</i> \$0	\$0	
					<i>RW:</i> \$0	\$0	<i>CN Award</i>
					<i>Utilities:</i> \$0	\$0	<i>Cost + Cont.</i>
					<i>NonContract:</i> \$0	\$0	<i>\$1,346</i>
					<i>Other:</i> \$0	\$0	
					<i>Budget Transfer:</i> \$0	\$0	
Greene	160	8S0690	2/2014	Intersection improvements on Campbell Avenue at Plainview Road. Cost share with the Springfield and Greene County. \$446,093 Cost Share Program. \$75,073 City of Springfield. \$67,056 Greene County. \$300,000 STP-Urban Program. * The cost estimate deviated from the actual cost due to higher than expected utility issues, higher than expected inspection costs and changes made to project during construction.	\$1,330	\$1,604	20.60%
					<i>PE:</i> \$228	\$128	\$ Difference
					<i>CE Inc:</i> \$114	\$230	\$274
					<i>CN:</i> \$988	\$814	
					<i>RW Inc:</i> \$0	\$0	
					<i>RW:</i> \$0	\$0	<i>CN Award</i>
					<i>Utilities:</i> \$0	\$433	<i>Cost + Cont.</i>
					<i>NonContract:</i> \$0	\$0	<i>\$768</i>
					<i>Other:</i> \$0	\$0	
					<i>Budget Transfer:</i> \$0	\$0	
Greene	360	7P3020C	12/2014	Safety improvements on the James River Freeway westbound ramp to I-44. \$94,000 Open Container funds. * The cost estimate deviated from the actual cost due to higher than expected inspection costs and changes made to project during construction.	\$104	\$133	27.88%
					<i>PE:</i> \$4	\$0	\$ Difference
					<i>CE Inc:</i> \$6	\$34	\$29
					<i>CN:</i> \$94	\$99	
					<i>RW Inc:</i> \$0	\$0	
					<i>RW:</i> \$0	\$0	<i>CN Award</i>
					<i>Utilities:</i> \$0	\$0	<i>Cost + Cont.</i>
					<i>NonContract:</i> \$0	\$0	<i>\$91</i>
					<i>Other:</i> \$0	\$0	
					<i>Budget Transfer:</i> \$0	\$0	

Program Estimates Compared to Costs of Projects Completed SFY 2016
RSMo.21.795.2(5,6)

(Dollars in Thousands)

County	Route	Job Number	SFY Award Date	Description of Improvement / Location	Estimate	Cost to Complete	Percent Difference	
Greene	413	853003	10/2013	Pavement improvements on various sections of Sunshine Street from Rte. 360 (James River Freeway) to Rte. 13 (Kansas Expressway) in Springfield.	\$1,841	\$1,521	-17.38%	
					<i>PE:</i>	\$21	\$0	\$ Difference
					<i>CE Inc:</i>	\$117	\$111	-\$320
					<i>CN:</i>	\$1,703	\$1,411	
					<i>RW Inc:</i>	\$0	\$0	
					<i>RW:</i>	\$0	\$0	<i>CN Award</i>
					<i>Utilities:</i>	\$0	\$0	<i>Cost + Cont.</i>
					<i>NonContract:</i>	\$0	\$0	\$1,415
					<i>Other:</i>	\$0	\$0	
					<i>Budget Transfer:</i>		\$0	
Greene	44	2121660	3/2014	Job Order Contracting for pavement repair in the Ozarks Transportation Organization area.	\$216	\$41	-81.02%	
					<i>PE:</i>	\$2	\$0	\$ Difference
					<i>CE Inc:</i>	\$14	\$2	-\$175
					<i>CN:</i>	\$200	\$38	
					<i>RW Inc:</i>	\$0	\$0	
					<i>RW:</i>	\$0	\$0	<i>CN Award</i>
					<i>Utilities:</i>	\$0	\$0	<i>Cost + Cont.</i>
					<i>NonContract:</i>	\$0	\$0	\$200
					<i>Other:</i>	\$0	\$0	
					<i>Budget Transfer:</i>		\$0	
Greene	44	8P2264C	11/2014	Pavement improvements on various sections of Chestnut Expressway from College Street to Rte. 13 (Kansas Expressway) in Springfield.	\$447	\$411	-8.05%	
					<i>PE:</i>	\$9	\$4	\$ Difference
					<i>CE Inc:</i>	\$25	\$68	-\$36
					<i>CN:</i>	\$413	\$339	
					<i>RW Inc:</i>	\$0	\$0	
					<i>RW:</i>	\$0	\$0	<i>CN Award</i>
					<i>Utilities:</i>	\$0	\$0	<i>Cost + Cont.</i>
					<i>NonContract:</i>	\$0	\$0	\$376
					<i>Other:</i>	\$0	\$0	
					<i>Budget Transfer:</i>		\$0	

Program Estimates Compared to Costs of Projects Completed SFY 2016
RSMo.21.795.2(5,6)

(Dollars in Thousands)

County	Route	Job Number	SFY Award Date	Description of Improvement / Location	Estimate	Cost to Complete	Percent Difference
Greene	60	8P3004	10/2013	Pavement improvements on various sections from Rte. 174 to Rtes. 360/60 (James River Freeway) interchange in Republic. Reason(s): * The cost estimate deviated from the actual cost due to competition among contractors and lower than expected design cost.	\$1,685	\$1,484	-11.93%
					<i>PE:</i> \$21	\$0	\$ Difference
					<i>CE Inc:</i> \$92	\$146	-\$201
					<i>CN:</i> \$1,572	\$1,338	
					<i>RW Inc:</i> \$0	\$0	
					<i>RW:</i> \$0	\$0	<i>CN Award</i>
					<i>Utilities:</i> \$0	\$0	<i>Cost + Cont.</i>
					<i>NonContract:</i> \$0	\$0	\$1,353
					<i>Other:</i> \$0	\$0	
					<i>Budget Transfer:</i> \$0	\$0	
Greene	65	7P2212B	9/2014	Pavement improvements on various sections of the northbound lanes from Rte. KK in Greene County to Rte. AA in Dallas County. Reason(s): * The project cost to complete was within +/- 10 percent of the estimate.	\$1,780	\$1,750	-1.69%
					<i>PE:</i> \$34	\$29	\$ Difference
					<i>CE Inc:</i> \$82	\$75	-\$30
					<i>CN:</i> \$1,664	\$1,647	
					<i>RW Inc:</i> \$0	\$0	
					<i>RW:</i> \$0	\$0	<i>CN Award</i>
					<i>Utilities:</i> \$0	\$0	<i>Cost + Cont.</i>
					<i>NonContract:</i> \$0	\$0	\$1,768
					<i>Other:</i> \$0	\$0	
					<i>Budget Transfer:</i> \$0	\$0	
Greene	65	8P2263C	11/2013	Pavement improvements on various sections of the southbound lanes from south of Rte. 60 to the Ozarks Transportation Organization boundary. Part of a combination letting involving projects 7P3006, 8P2263C, and 8S2266. Reason(s): * The cost estimate deviated from the actual cost due to recent changes in market prices for project components, changes made to project during construction and higher than expected inspection costs.	\$2,318	\$2,600	12.17%
					<i>PE:</i> \$33	\$5	\$ Difference
					<i>CE Inc:</i> \$65	\$93	\$282
					<i>CN:</i> \$2,220	\$2,502	
					<i>RW Inc:</i> \$0	\$0	
					<i>RW:</i> \$0	\$0	<i>CN Award</i>
					<i>Utilities:</i> \$0	\$0	<i>Cost + Cont.</i>
					<i>NonContract:</i> \$0	\$0	\$2,425
					<i>Other:</i> \$0	\$0	
					<i>Budget Transfer:</i> \$0	\$0	

Program Estimates Compared to Costs of Projects Completed SFY 2016
RSMo.21.795.2(5,6)

(Dollars in Thousands)

County	Route	Job Number	SFY Award Date	Description of Improvement / Location	Estimate	Cost to Complete	Percent Difference	
Greene	65	8P3001	10/2013	Pavement improvements on various sections of Glenstone Avenue in Springfield from Walnut Street to Battlefield Road. Part of a combination letting involving projects 8P2263 and 8P3001.	\$1,278	\$1,447	13.22%	
					<i>PE:</i>	\$49	\$0	\$ Difference
					<i>CE Inc:</i>	\$68	\$106	\$169
					<i>CN:</i>	\$1,161	\$1,341	
					<i>RW Inc:</i>	\$0	\$0	
					<i>RW:</i>	\$0	\$0	<i>CN Award</i>
					<i>Utilities:</i>	\$0	\$0	<i>Cost + Cont.</i>
					<i>NonContract:</i>	\$0	\$0	<i>\$1,226</i>
					<i>Other:</i>	\$0	\$0	
					<i>Budget Transfer:</i>	\$0	\$0	
Greene	65	8P3006	9/2014	Pavement improvements on various sections of the northbound lanes from Rte. KK to I-44.	\$1,939	\$1,940	0.05%	
					<i>PE:</i>	\$42	\$34	\$ Difference
					<i>CE Inc:</i>	\$90	\$69	\$1
					<i>CN:</i>	\$1,807	\$1,836	
					<i>RW Inc:</i>	\$0	\$0	
					<i>RW:</i>	\$0	\$0	<i>CN Award</i>
					<i>Utilities:</i>	\$0	\$0	<i>Cost + Cont.</i>
					<i>NonContract:</i>	\$0	\$0	<i>\$1,953</i>
					<i>Other:</i>	\$0	\$0	
					<i>Budget Transfer:</i>	\$0	\$0	
Greene	65	8P3013	2/2014	Roadway improvements on various sections of Glenstone Ave. from Battlefield Road to Rte. 60 (James River Freeway). Cost Share with Springfield and Greene Co. \$5,235,832 Cost Share, \$1,310,271 Springfield, \$4,740,756 Springfield STP-U, and \$500,000 Greene Co. STP-U funds	\$13,633	\$9,452	-30.67%	
					<i>PE:</i>	\$1,132	\$115	\$ Difference
					<i>CE Inc:</i>	\$606	\$464	-\$4181
					<i>CN:</i>	\$6,460	\$4,856	
					<i>RW Inc:</i>	\$103	\$30	
					<i>RW:</i>	\$4,532	\$3,983	<i>CN Award</i>
					<i>Utilities:</i>	\$800	\$0	<i>Cost + Cont.</i>
					<i>NonContract:</i>	\$0	\$5	<i>\$4,625</i>
					<i>Other:</i>	\$0	\$0	
					<i>Budget Transfer:</i>	\$0	\$0	

Program Estimates Compared to Costs of Projects Completed SFY 2016
RSMo.21.795.2(5,6)

(Dollars in Thousands)

County	Route	Job Number	SFY Award Date	Description of Improvement / Location	Estimate	Cost to Complete	Percent Difference
Greene	65	8P3035B	10/2014	Pavement improvements on various sections at the Rte. D (Sunshine Street) interchange in Springfield.	\$376	\$330	-12.23%
		Completion 6/7/2016	Reason(s):	* The cost estimate deviated from the actual cost due to performing projects in combination and changes made to project during construction.	<i>PE:</i> \$2 <i>CE Inc:</i> \$21 <i>CN:</i> \$353 <i>RW Inc:</i> \$0 <i>RW:</i> \$0 <i>Utilities:</i> \$0 <i>NonContract:</i> \$0 <i>Other:</i> \$0 <i>Budget Transfer:</i>	\$4 \$24 \$302 \$0 \$0 \$0 \$0 \$0	\$ Difference -\$46 <i>CN Award</i> <i>Cost + Cont.</i> <i>\$327</i>
Greene	65	8S3024	3/2014	ADA and pedestrian accommodations at various locations of Glenstone Avenue (Bus. 65) from Walnut Street to Battlefield Road, and on Sunshine Street (Rte. D) from Glenstone Avenue to Blackman Road.	\$786	\$1,096	39.44%
		Completion 7/21/2015	Reason(s):	* The cost estimate deviated from the actual cost due to higher than expected inspection costs and recent changes in market prices for project components.	<i>PE:</i> \$36 <i>CE Inc:</i> \$52 <i>CN:</i> \$698 <i>RW Inc:</i> \$0 <i>RW:</i> \$0 <i>Utilities:</i> \$0 <i>NonContract:</i> \$0 <i>Other:</i> \$0 <i>Budget Transfer:</i>	\$42 \$252 \$802 \$0 \$0 \$0 \$0 \$0	\$ Difference \$310 <i>CN Award</i> <i>Cost + Cont.</i> <i>\$864</i>
Greene	65	8S3026	3/2015	ADA accommodations at various locations of Chestnut Expressway from 0.1 mile west of Loop 44 (Glenstone Avenue) to Belcrest Avenue in Springfield. \$175,000 Statewide Transportation Enhancement funds.	\$327	\$330	0.92%
		Completion 6/7/2016	Reason(s):	* The project cost to complete was within +/- 10 percent of the estimate.	<i>PE:</i> \$91 <i>CE Inc:</i> \$12 <i>CN:</i> \$219 <i>RW Inc:</i> \$0 <i>RW:</i> \$0 <i>Utilities:</i> \$5 <i>NonContract:</i> \$0 <i>Other:</i> \$0 <i>Budget Transfer:</i>	\$78 \$22 \$230 \$0 \$0 \$0 \$0 \$0	\$ Difference \$3 <i>CN Award</i> <i>Cost + Cont.</i> <i>\$243</i>

Program Estimates Compared to Costs of Projects Completed SFY 2016
RSMo.21.795.2(5,6)

(Dollars in Thousands)

County	Route	Job Number	SFY Award Date	Description of Improvement / Location	Estimate	Cost to Complete	Percent Difference	
Greene	65	853034	10/2014	Pavement improvements on various sections of Chestnut Expressway from 0.1 mile west of Loop 44 (Glenstone Avenue) to Belcrest Avenue in Springfield.	\$554	\$450	-18.77%	
					<i>PE:</i>	\$10	\$1	\$ Difference
					<i>CE Inc:</i>	\$31	\$23	-\$104
					<i>CN:</i>	\$513	\$426	
					<i>RW Inc:</i>	\$0	\$0	
					<i>RW:</i>	\$0	\$0	<i>CN Award</i>
					<i>Utilities:</i>	\$0	\$0	<i>Cost + Cont.</i>
					<i>NonContract:</i>	\$0	\$0	<i>\$524</i>
					<i>Other:</i>	\$0	\$0	
					<i>Budget Transfer:</i>		\$0	
Greene	65	8U0500	9/2014	Bridge and interchange improvements at Battlefield Road in Springfield. \$3,708,853 Cost Share, \$1,189,657 Ozarks Transportation Organization BRM, \$4,153,500 Springfield, \$2,291,368 Springfield STP-U and \$500,000 Greene County STP-U. Project involves bridge A1656.	\$13,885	\$14,077	1.38%	
					<i>PE:</i>	\$1,285	\$1,211	\$ Difference
					<i>CE Inc:</i>	\$677	\$939	\$192
					<i>CN:</i>	\$10,404	\$11,461	
					<i>RW Inc:</i>	\$67	\$40	
					<i>RW:</i>	\$566	\$192	<i>CN Award</i>
					<i>Utilities:</i>	\$886	\$140	<i>Cost + Cont.</i>
					<i>NonContract:</i>	\$0	\$93	<i>\$10,423</i>
					<i>Other:</i>	\$0	\$0	
					<i>Budget Transfer:</i>		\$0	
Greene	744	8P3010	11/2014	Pavement improvements on various sections of Kearney Street from Springfield-Branson National Airport to west of Rte. 13 (Kansas Expressway).	\$985	\$952	-3.35%	
					<i>PE:</i>	\$12	\$12	\$ Difference
					<i>CE Inc:</i>	\$55	\$65	-\$33
					<i>CN:</i>	\$918	\$875	
					<i>RW Inc:</i>	\$0	\$0	
					<i>RW:</i>	\$0	\$0	<i>CN Award</i>
					<i>Utilities:</i>	\$0	\$0	<i>Cost + Cont.</i>
					<i>NonContract:</i>	\$0	\$0	<i>\$963</i>
					<i>Other:</i>	\$0	\$0	
					<i>Budget Transfer:</i>		\$0	

Program Estimates Compared to Costs of Projects Completed SFY 2016
RSMo.21.795.2(5,6)

(Dollars in Thousands)

County	Route	Job Number	SFY Award Date	Description of Improvement / Location	Estimate	Cost to Complete	Percent Difference
Greene	744	8P3035C	3/2015	ADA accommodations at various locations on Kearney Street from west of Loop 44 (Glenstone Avenue) to Mulroy Road in Springfield. * The cost estimate deviated from the actual cost due to lower than expected design costs, competition among contractors, a value engineering study (cost savings) and changes made to project during construction.	\$974	\$644	-33.88%
					<i>PE:</i> \$217	\$14	\$ Difference
					<i>CE Inc:</i> \$39	\$63	-\$330
					<i>CN:</i> \$718	\$567	
					<i>RW Inc:</i> \$0	\$0	
					<i>RW:</i> \$0	\$0	<i>CN Award</i>
					<i>Utilities:</i> \$0	\$0	<i>Cost + Cont.</i>
					<i>NonContract:</i> \$0	\$0	<i>\$616</i>
					<i>Other:</i> \$0	\$0	
					<i>Budget Transfer:</i> \$0	\$0	
Greene	744	8S2449	11/2013	Safety improvements on Kearney Street at Mustard Way and Mulroy Road in Springfield. \$129,000 Repeat Offender funds. Part of a combination letting involving projects 8S2340, 8S2449, 8S2426 and 8P2265. * The project cost to complete was within +/- 10 percent of the estimate.	\$889	\$809	-9.00%
					<i>PE:</i> \$86	\$68	\$ Difference
					<i>CE Inc:</i> \$35	\$39	-\$80
					<i>CN:</i> \$687	\$644	
					<i>RW Inc:</i> \$12	\$4	
					<i>RW:</i> \$69	\$54	<i>CN Award</i>
					<i>Utilities:</i> \$0	\$0	<i>Cost + Cont.</i>
					<i>NonContract:</i> \$0	\$0	<i>\$655</i>
					<i>Other:</i> \$0	\$0	
					<i>Budget Transfer:</i> \$0	\$0	
Greene	744	8S3002	12/2014	Pavement improvements on various sections of Kearney Street from east of Loop 44 (Glenstone Avenue) in Springfield to Mulroy Road and on Mulroy Road from Rte. OO to I-44. * The cost estimate deviated from the actual cost due to additional requirements after estimates were established and higher than expected engineering costs.	\$1,177	\$1,331	13.08%
					<i>PE:</i> \$21	\$76	\$ Difference
					<i>CE Inc:</i> \$65	\$103	\$154
					<i>CN:</i> \$1,091	\$1,153	
					<i>RW Inc:</i> \$0	\$0	
					<i>RW:</i> \$0	\$0	<i>CN Award</i>
					<i>Utilities:</i> \$0	\$0	<i>Cost + Cont.</i>
					<i>NonContract:</i> \$0	\$0	<i>\$1,263</i>
					<i>Other:</i> \$0	\$0	
					<i>Budget Transfer:</i> \$0	\$0	

Program Estimates Compared to Costs of Projects Completed SFY 2016
RSMo.21.795.2(5,6)

(Dollars in Thousands)

County	Route	Job Number	SFY Award Date	Description of Improvement / Location	Estimate	Cost to Complete	Percent Difference
Greene	B	852396	2/2014	Bridge improvements over I-44 west of Springfield. Project involves bridge A0231. Reason(s): * The project cost to complete was within +/- 10 percent of the estimate.	\$2,655	\$2,479	-6.63%
					<i>PE:</i> \$564	\$359	\$ Difference
					<i>CE Inc:</i> \$133	\$305	-\$176
					<i>CN:</i> \$1,933	\$1,815	
					<i>RW Inc:</i> \$0	\$0	
					<i>RW:</i> \$0	\$0	<i>CN Award</i>
					<i>Utilities:</i> \$25	\$0	<i>Cost + Cont.</i>
					<i>NonContract:</i> \$0	\$0	\$1,849
					<i>Other:</i> \$0	\$0	
					<i>Budget Transfer:</i> \$0	\$0	
Greene	D	8P2263	10/2013	Pavement improvements on various sections of Sunshine St. from Bus. 65 (Glenstone Ave.) to Blackman Rd. in Springfield. Combination letting involving projects 8P2263 and 8P3001. Add alternate section: pavement improvements on Rte. 65 at the Rte. D interchange. Reason(s): * The project cost to complete was within +/- 10 percent of the estimate.	\$1,003	\$1,071	6.78%
					<i>PE:</i> \$15	\$18	\$ Difference
					<i>CE Inc:</i> \$55	\$57	\$68
					<i>CN:</i> \$933	\$996	
					<i>RW Inc:</i> \$0	\$0	
					<i>RW:</i> \$0	\$0	<i>CN Award</i>
					<i>Utilities:</i> \$0	\$0	<i>Cost + Cont.</i>
					<i>NonContract:</i> \$0	\$0	\$953
					<i>Other:</i> \$0	\$0	
					<i>Budget Transfer:</i> \$0	\$0	
Greene	M	8S1300	11/2013	Pavement improvements on various sections from Rte. 60 to e/o Rte. FF. Part of a combination letting involving projects 8S1300, 8S1300B, 8S2277, 8S2414, 8S2416, 8S2443, 8S2444. Reason(s): * The cost estimate deviated from the actual cost due to higher than expected engineering costs and additional requirements after estimates were established.	\$322	\$460	42.86%
					<i>PE:</i> \$12	\$64	\$ Difference
					<i>CE Inc:</i> \$12	\$49	\$138
					<i>CN:</i> \$298	\$347	
					<i>RW Inc:</i> \$0	\$0	
					<i>RW:</i> \$0	\$0	<i>CN Award</i>
					<i>Utilities:</i> \$0	\$0	<i>Cost + Cont.</i>
					<i>NonContract:</i> \$0	\$0	\$356
					<i>Other:</i> \$0	\$0	
					<i>Budget Transfer:</i> \$0	\$0	

Program Estimates Compared to Costs of Projects Completed SFY 2016
RSMo.21.795.2(5,6)

(Dollars in Thousands)

County	Route	Job Number	SFY Award Date	Description of Improvement / Location	Estimate	Cost to Complete	Percent Difference
Greene	OO	8P2265	11/2013	Pavement improvements on various sections from Rte. 744 (Mulroy Road) to 0.2 mi. east of County Road 249. Part of a combination letting involving projects 8S2340, 8S2449, 8S2426 and 8P2265. \$222,000 Repeat Offender funds. * The project cost to complete was within +/- 10 percent of the estimate.	\$785	\$808	2.93%
					<i>PE:</i> \$28	\$8	\$ Difference
					<i>CE Inc:</i> \$29	\$36	\$23
					<i>CN:</i> \$728	\$764	
					<i>RW Inc:</i> \$0	\$0	
					<i>RW:</i> \$0	\$0	<i>CN Award</i>
					<i>Utilities:</i> \$0	\$0	<i>Cost + Cont.</i>
					<i>NonContract:</i> \$0	\$0	<i>\$779</i>
					<i>Other:</i> \$0	\$0	
					<i>Budget Transfer:</i> \$0	\$0	
Greene	OO	8S2340	11/2013	Pavement improvements on various sections from 1 mile west of Paradise Road to Rte. B in Northview. Part of a combination letting involving projects 8S2340, 8S2449, 8S2426 and 8P2265. \$177,000 Repeat Offender funds. * The project cost to complete was within +/- 10 percent of the estimate.	\$558	\$591	5.91%
					<i>PE:</i> \$11	\$7	\$ Difference
					<i>CE Inc:</i> \$21	\$22	\$33
					<i>CN:</i> \$526	\$562	
					<i>RW Inc:</i> \$0	\$0	
					<i>RW:</i> \$0	\$0	<i>CN Award</i>
					<i>Utilities:</i> \$0	\$0	<i>Cost + Cont.</i>
					<i>NonContract:</i> \$0	\$0	<i>\$591</i>
					<i>Other:</i> \$0	\$0	
					<i>Budget Transfer:</i> \$0	\$0	
Greene	T	8S2407	9/2014	Bridge improvements over I-44 at the Rtes. N/T interchange. Project involves bridge A0230. * The project cost to complete was within +/- 10 percent of the estimate.	\$2,201	\$2,220	0.86%
					<i>PE:</i> \$557	\$375	\$ Difference
					<i>CE Inc:</i> \$104	\$154	\$19
					<i>CN:</i> \$1,515	\$1,691	
					<i>RW Inc:</i> \$0	\$0	
					<i>RW:</i> \$0	\$0	<i>CN Award</i>
					<i>Utilities:</i> \$25	\$0	<i>Cost + Cont.</i>
					<i>NonContract:</i> \$0	\$0	<i>\$1,693</i>
					<i>Other:</i> \$0	\$0	
					<i>Budget Transfer:</i> \$0	\$0	

Program Estimates Compared to Costs of Projects Completed SFY 2016
RSMo.21.795.2(5,6)

(Dollars in Thousands)

County	Route	Job Number	SFY Award Date	Description of Improvement / Location	Estimate	Cost to Complete	Percent Difference
Greene	ZZ	8S1300B	11/2013	Pavement improvements on various sections from south of Rte. M to County Road 194. \$56,000 Repeat Offender funds. Part of a combination letting involving projects 8S1300, 8S1300B, 8S2277, 8S2414, 8S2416, 8S2443, 8S2444. Reason(s): * The project cost to complete was within +/- 10 percent of the estimate.	\$365	\$352	-3.56%
					PE: \$4	\$0	\$ Difference
					CE Inc: \$14	\$30	-\$13
					CN: \$347	\$322	
					RW Inc: \$0	\$0	
					RW: \$0	\$0	CN Award
					Utilities: \$0	\$0	Cost + Cont.
					NonContract: \$0	\$0	\$318
					Other: \$0	\$0	
					Budget Transfer: \$0	\$0	
Henry	13	4P1892	3/2014	Bridge improvements over Truman Lake. Project involves bridge A0487. Reason(s): * The project cost to complete was within +/- 10 percent of the estimate.	\$3,177	\$3,017	-5.04%
					PE: \$403	\$77	\$ Difference
					CE Inc: \$202	\$325	-\$160
					CN: \$2,572	\$2,615	
					RW Inc: \$0	\$0	
					RW: \$0	\$0	CN Award
					Utilities: \$0	\$0	Cost + Cont.
					NonContract: \$0	\$0	\$2,746
					Other: \$0	\$0	
					Budget Transfer: \$0	\$0	
Henry	18	7S3042B	12/2014	Bridge improvements on Rte. 18 over Camp Branch and on Rte. D over Gallinipper Creek. Project involves bridges N0646 and S0396. Reason(s): * The cost estimate deviated from the actual cost due to changing conditions after the estimate was established and lower than expected design cost.	\$1,066	\$576	-45.97%
					PE: \$52	\$0	\$ Difference
					CE Inc: \$66	\$117	-\$490
					CN: \$948	\$459	
					RW Inc: \$0	\$0	
					RW: \$0	\$0	CN Award
					Utilities: \$0	\$0	Cost + Cont.
					NonContract: \$0	\$0	\$466
					Other: \$0	\$0	
					Budget Transfer: \$0	\$0	

Program Estimates Compared to Costs of Projects Completed SFY 2016
RSMo.21.795.2(5,6)

(Dollars in Thousands)

County	Route	Job Number	SFY Award Date	Description of Improvement / Location	Estimate	Cost to Complete	Percent Difference
Henry	P	753016	6/2014	Pavement improvements on various sections from Rte. 18 to end of route. \$403,000 Kansas City Power and Light Company and \$347,000 SW District Operations funds. Reason(s): * The project cost to complete was within +/- 10 percent of the estimate.	\$861	\$861	0.00%
					PE: \$10	\$18	\$ Difference
					CE Inc: \$45	\$99	\$0
					CN: \$806	\$744	
					RW Inc: \$0	\$0	
					RW: \$0	\$0	CN Award
					Utilities: \$0	\$0	Cost + Cont.
					NonContract: \$0	\$0	\$647
					Other: \$0	\$0	
					Budget Transfer: \$0	\$0	
Hickory	254	8L1300P	12/2014	Pavement improvements on various sections from Rte. 83 to Rte. 64. Reason(s): * The cost estimate deviated from the actual cost due to changes made to project during construction.	\$716	\$623	-12.99%
					PE: \$12	\$17	\$ Difference
					CE Inc: \$33	\$61	-\$93
					CN: \$671	\$545	
					RW Inc: \$0	\$0	
					RW: \$0	\$0	CN Award
					Utilities: \$0	\$0	Cost + Cont.
					NonContract: \$0	\$0	\$672
					Other: \$0	\$0	
					Budget Transfer: \$0	\$0	
Hickory	254	8S2408	12/2013	Bridge improvements over Pomme de Terre River in Hermitage. Project involves bridge A0682. Reason(s): * The cost estimate deviated from the actual cost due to lower than expected design cost, changes made to project during construction and changing conditions after estimates were established.	\$893	\$771	-13.66%
					PE: \$167	\$41	\$ Difference
					CE Inc: \$61	\$112	-\$122
					CN: \$665	\$618	
					RW Inc: \$0	\$0	
					RW: \$0	\$0	CN Award
					Utilities: \$0	\$0	Cost + Cont.
					NonContract: \$0	\$0	\$652
					Other: \$0	\$0	
					Budget Transfer: \$0	\$0	

Program Estimates Compared to Costs of Projects Completed SFY 2016
RSMo.21.795.2(5,6)

(Dollars in Thousands)

County	Route	Job Number	SFY Award Date	Description of Improvement / Location	Estimate	Cost to Complete	Percent Difference
Hickory	65	8P2456	3/2014	Turn-lane improvements at various locations from Rte. 54 to Rte. 73. Reason(s): * The project cost to complete was within +/- 10 percent of the estimate.	\$1,242	\$1,286	3.54%
					<i>PE:</i> \$140	\$57	\$ Difference
					<i>CE Inc:</i> \$54	\$271	\$44
					<i>CN:</i> \$960	\$917	
					<i>RW Inc:</i> \$46	\$16	
					<i>RW:</i> \$42	\$24	<i>CN Award</i>
					<i>Utilities:</i> \$0	\$0	<i>Cost + Cont.</i>
					<i>NonContract:</i> \$0	\$1	<i>\$1,118</i>
					<i>Other:</i> \$0	\$0	
					<i>Budget Transfer:</i> \$0	\$0	
Jasper	171	7P0820	2/2014	Intersection improvements at Rte. 43 (Main Street) in Airport Drive. Reason(s): * The cost estimate deviated from the actual cost due to lower than expected design cost, lower than expected utility costs and competition among contractors.	\$3,919	\$3,142	-19.83%
					<i>PE:</i> \$670	\$312	\$ Difference
					<i>CE Inc:</i> \$185	\$343	-\$777
					<i>CN:</i> \$2,697	\$2,473	
					<i>RW Inc:</i> \$16	\$3	
					<i>RW:</i> \$50	\$11	<i>CN Award</i>
					<i>Utilities:</i> \$300	\$0	<i>Cost + Cont.</i>
					<i>NonContract:</i> \$1	\$0	<i>\$2,544</i>
					<i>Other:</i> \$0	\$0	
					<i>Budget Transfer:</i> \$0	\$0	
Jasper	171	7P2198	10/2013	Ramp improvements at Rte. HH in Carterville. Reason(s): * The cost estimate deviated from the actual cost due to competition among contractors and lower than expected design cost.	\$3,833	\$2,407	-37.20%
					<i>PE:</i> \$617	\$213	\$ Difference
					<i>CE Inc:</i> \$196	\$437	-\$1426
					<i>CN:</i> \$2,859	\$1,583	
					<i>RW Inc:</i> \$10	\$20	
					<i>RW:</i> \$150	\$151	<i>CN Award</i>
					<i>Utilities:</i> \$0	\$0	<i>Cost + Cont.</i>
					<i>NonContract:</i> \$1	\$3	<i>\$1,605</i>
					<i>Other:</i> \$0	\$0	
					<i>Budget Transfer:</i> \$0	\$0	

Program Estimates Compared to Costs of Projects Completed SFY 2016
RSMo.21.795.2(5,6)

(Dollars in Thousands)

County	Route	Job Number	SFY Award Date	Description of Improvement / Location	Estimate	Cost to Complete	Percent Difference
Jasper	37	7P2226D	11/2014	Safety and pavement improvements on various sections from Joplin Avenue in Sarcoxie to 0.1 mile west of County Road 1075 in Monett. \$435,000 Open Container funds.	\$2,095	\$1,966	-6.16%
		Completion 2/18/2016	Reason(s):	* The project cost to complete was within +/- 10 percent of the estimate.	<i>PE:</i> \$44	\$26	\$ Difference -\$129
					<i>CE Inc:</i> \$77	\$207	
					<i>CN:</i> \$1,974	\$1,734	
					<i>RW Inc:</i> \$0	\$0	
					<i>RW:</i> \$0	\$0	<i>CN Award</i>
					<i>Utilities:</i> \$0	\$0	<i>Cost + Cont.</i>
					<i>NonContract:</i> \$0	\$0	\$2,274
					<i>Other:</i> \$0	\$0	
					<i>Budget Transfer:</i> \$0	\$0	
Jasper	44	7I2181	10/2014	Roadway and bridge improvements from east of Rte. 249 to Rte. 66. \$5,575,090 Economic Development, \$152,000 from 2009 Interstate Maintenance Discretionary Earmark, \$25,000 Jasper County and \$25,000 City of Duenweg. Project involves bridges A0624 and A0625.	\$11,107	\$9,208	-17.10%
		Completion 6/7/2016	Reason(s):	* The cost estimate deviated from the actual cost due to changing conditions after the estimate was established, lower than expected utility costs and changes made to project during construction.	<i>PE:</i> \$475	\$926	\$ Difference -\$1899
					<i>CE Inc:</i> \$611	\$534	
					<i>CN:</i> \$8,750	\$6,859	
					<i>RW Inc:</i> \$21	\$61	
					<i>RW:</i> \$750	\$575	<i>CN Award</i>
					<i>Utilities:</i> \$500	\$253	<i>Cost + Cont.</i>
					<i>NonContract:</i> \$0	\$0	\$7,094
					<i>Other:</i> \$0	\$0	
					<i>Budget Transfer:</i> \$0	\$0	
Lawrence	14	8S2444	11/2013	Pavement improvements on various sections from Rte. 60 in Marionville to 1 mile east of Rte. N. \$370,000 High Risk Rural Roads funds. Part of a combination letting involving projects 8S1300, 8S1300B, 8S2277, 8S2414, 8S2416, 8S2443, and 8S2444.	\$1,768	\$1,865	5.49%
		Completion 12/21/2015	Reason(s):	* The project cost to complete was within +/- 10 percent of the estimate.	<i>PE:</i> \$42	\$17	\$ Difference \$97
					<i>CE Inc:</i> \$65	\$159	
					<i>CN:</i> \$1,661	\$1,689	
					<i>RW Inc:</i> \$0	\$0	
					<i>RW:</i> \$0	\$0	<i>CN Award</i>
					<i>Utilities:</i> \$0	\$0	<i>Cost + Cont.</i>
					<i>NonContract:</i> \$0	\$0	\$1,762
					<i>Other:</i> \$0	\$0	
					<i>Budget Transfer:</i> \$0	\$0	

Program Estimates Compared to Costs of Projects Completed SFY 2016
RSMo.21.795.2(5,6)

(Dollars in Thousands)

County	Route	Job Number	SFY Award Date	Description of Improvement / Location	Estimate	Cost to Complete	Percent Difference
Lawrence	39	7P2207	12/2014	Pavement improvements on various sections from Lewis Shaw Drive to Rte. 60 in Aurora. * The cost estimate deviated from the actual cost due to changing conditions after the estimate was established and changes made to project during construction.	\$695	\$621	-10.65%
					<i>PE:</i> \$23	\$78	\$ Difference
					<i>CE Inc:</i> \$37	\$42	-\$74
					<i>CN:</i> \$635	\$502	
					<i>RW Inc:</i> \$0	\$0	
					<i>RW:</i> \$0	\$0	<i>CN Award</i>
					<i>Utilities:</i> \$0	\$0	<i>Cost + Cont.</i>
					<i>NonContract:</i> \$0	\$0	<i>\$535</i>
					<i>Other:</i> \$0	\$0	
					<i>Budget Transfer:</i> \$0	\$0	
Lawrence	39	7P2207B	3/2015	ADA improvements on various sections of Rte. 39 and Bus. Rte. 60 (Olive Street, Church Street and Elliott Avenue) in Aurora. \$340,000 Statewide Transportation Enhancement funds. * The cost estimate deviated from the actual cost due to higher than expected inspection costs and additional requirements after estimates were established.	\$511	\$754	47.55%
					<i>PE:</i> \$23	\$42	\$ Difference
					<i>CE Inc:</i> \$31	\$196	\$243
					<i>CN:</i> \$457	\$516	
					<i>RW Inc:</i> \$0	\$0	
					<i>RW:</i> \$0	\$0	<i>CN Award</i>
					<i>Utilities:</i> \$0	\$0	<i>Cost + Cont.</i>
					<i>NonContract:</i> \$0	\$0	<i>\$533</i>
					<i>Other:</i> \$0	\$0	
					<i>Budget Transfer:</i> \$0	\$0	
Lawrence	39	7S2231B	12/2014	Pavement improvements on various sections from Rte. 174 to Water Street in Mount Vernon. * The cost estimate deviated from the actual cost due to changes made to project during construction.	\$138	\$116	-15.94%
					<i>PE:</i> \$6	\$15	\$ Difference
					<i>CE Inc:</i> \$7	\$8	-\$22
					<i>CN:</i> \$125	\$93	
					<i>RW Inc:</i> \$0	\$0	
					<i>RW:</i> \$0	\$0	<i>CN Award</i>
					<i>Utilities:</i> \$0	\$0	<i>Cost + Cont.</i>
					<i>NonContract:</i> \$0	\$0	<i>\$125</i>
					<i>Other:</i> \$0	\$0	
					<i>Budget Transfer:</i> \$0	\$0	

Program Estimates Compared to Costs of Projects Completed SFY 2016
RSMo.21.795.2(5,6)

(Dollars in Thousands)

County	Route	Job Number	SFY Award Date	Description of Improvement / Location	Estimate	Cost to Complete	Percent Difference
Lawrence	39	7S2231E	3/2015	ADA improvements at various locations from Rte. 174 to Water Street in Mount Vernon. \$37,000 Mt. Vernon and \$40,000 Statewide Transportation Enhancement funds. Reason(s): * The project cost to complete was within +/- 10 percent of the estimate.	\$84	\$87	3.57%
					PE: \$2	\$35	\$ Difference
					CE Inc: \$5	\$14	\$3
					CN: \$77	\$38	
					RW Inc: \$0	\$0	
					RW: \$0	\$0	CN Award
					Utilities: \$0	\$0	Cost + Cont.
					NonContract: \$0	\$0	\$54
					Other: \$0	\$0	
					Budget Transfer: \$0	\$0	
Lawrence	60	7S2208	12/2014	Pavement improvements on various sections from 1.6 miles west of Rte. 39 to Rte. 60 in Aurora. Reason(s): * The cost estimate deviated from the actual cost due to changing conditions after the estimate was established and changes made to project during construction.	\$657	\$494	-24.81%
					PE: \$17	\$65	\$ Difference
					CE Inc: \$28	\$103	-\$163
					CN: \$612	\$325	
					RW Inc: \$0	\$0	
					RW: \$0	\$0	CN Award
					Utilities: \$0	\$0	Cost + Cont.
					NonContract: \$0	\$0	\$364
					Other: \$0	\$0	
					Budget Transfer: \$0	\$0	
Lawrence	97	7S2210D	3/2015	ADA improvements at various locations on Rte. 37 and Rte. 97 (Commercial Street, Elm Street and Madison Street) in Pierce City. \$200,000 Statewide Transportation Enhancement funds. Reason(s): * The cost estimate deviated from the actual cost due to changing conditions after the estimate was established and changes made to project during construction.	\$343	\$228	-33.53%
					PE: \$18	\$28	\$ Difference
					CE Inc: \$21	\$38	-\$115
					CN: \$304	\$161	
					RW Inc: \$0	\$0	
					RW: \$0	\$0	CN Award
					Utilities: \$0	\$0	Cost + Cont.
					NonContract: \$0	\$0	\$189
					Other: \$0	\$0	
					Budget Transfer: \$0	\$0	

Program Estimates Compared to Costs of Projects Completed SFY 2016
RSMo.21.795.2(5,6)

(Dollars in Thousands)

County	Route	Job Number	SFY Award Date	Description of Improvement / Location	Estimate	Cost to Complete	Percent Difference
McDonald	E	7P2226C	12/2014	Safety and pavement improvements on various sections from Rte. 76 to the Arkansas State line.	\$1,338	\$1,484	10.91%
		Completion 1/7/2016	Reason(s):	* The cost estimate deviated from the actual cost due to additional requirements after estimates were established and higher than expected inspection costs.	<i>PE:</i> \$70	\$14	\$ Difference \$146
					<i>CE Inc:</i> \$60	\$92	
					<i>CN:</i> \$1,208	\$1,378	
					<i>RW Inc:</i> \$0	\$0	
					<i>RW:</i> \$0	\$0	<i>CN Award</i>
					<i>Utilities:</i> \$0	\$0	<i>Cost + Cont.</i>
					<i>NonContract:</i> \$0	\$0	\$1,419
					<i>Other:</i> \$0	\$0	
					<i>Budget Transfer:</i> \$0	\$0	
Newton	44	7I2214	10/2013	Pavement improvements on various sections from the Oklahoma State line to Bus. 71 in Joplin.	\$4,688	\$4,878	4.05%
		Completion 10/6/2015	Reason(s):	* The project cost to complete was within +/- 10 percent of the estimate.	<i>PE:</i> \$356	\$50	\$ Difference \$190
					<i>CE Inc:</i> \$241	\$427	
					<i>CN:</i> \$4,091	\$4,401	
					<i>RW Inc:</i> \$0	\$0	
					<i>RW:</i> \$0	\$0	<i>CN Award</i>
					<i>Utilities:</i> \$0	\$0	<i>Cost + Cont.</i>
					<i>NonContract:</i> \$0	\$0	\$4,182
					<i>Other:</i> \$0	\$0	
					<i>Budget Transfer:</i> \$0	\$0	
Newton	60	7P2178	2/2015	Roadway improvements and frontage roads 0.3 mile east of Kodiak Road in Neosho. \$6,746,000 Neosho Transportation Development District.	\$7,289	\$3,487	-52.16%
		Completion 6/7/2016	Reason(s):	* The cost estimate deviated from the actual cost due to a value engineering study (cost savings) and performing projects in combination.	<i>PE:</i> \$395	\$642	\$ Difference -\$3802
					<i>CE Inc:</i> \$146	\$144	
					<i>CN:</i> \$6,575	\$2,686	
					<i>RW Inc:</i> \$2	\$0	
					<i>RW:</i> \$2	\$0	<i>CN Award</i>
					<i>Utilities:</i> \$169	\$14	<i>Cost + Cont.</i>
					<i>NonContract:</i> \$0	\$0	\$2,699
					<i>Other:</i> \$0	\$0	
					<i>Budget Transfer:</i> \$0	\$0	

Program Estimates Compared to Costs of Projects Completed SFY 2016
RSMo.21.795.2(5,6)

(Dollars in Thousands)

County	Route	Job Number	SFY Award Date	Description of Improvement / Location	Estimate	Cost to Complete	Percent Difference	
Newton	60	7P2179	2/2015	Roadway improvements 0.3 mile east of Bus. 71 in Neosho. \$1,174,000 Neosho Transportation Development District.	\$1,435	\$1,177	-17.98%	
					<i>PE:</i>	\$185	\$213	\$ Difference
					<i>CE Inc:</i>	\$75	\$101	-\$258
					<i>CN:</i>	\$1,093	\$844	
					<i>RW Inc:</i>	\$1	\$0	
					<i>RW:</i>	\$0	\$0	<i>CN Award</i>
					<i>Utilities:</i>	\$81	\$20	<i>Cost + Cont.</i>
					<i>NonContract:</i>	\$0	\$0	<i>\$888</i>
					<i>Other:</i>	\$0	\$0	
					<i>Budget Transfer:</i>	\$0	\$0	
Newton	60	7P2201	9/2014	Pavement improvements on various sections from the Oklahoma State line to I-49.	\$1,795	\$1,963	9.36%	
					<i>PE:</i>	\$60	\$16	\$ Difference
					<i>CE Inc:</i>	\$96	\$105	\$168
					<i>CN:</i>	\$1,639	\$1,842	
					<i>RW Inc:</i>	\$0	\$0	
					<i>RW:</i>	\$0	\$0	<i>CN Award</i>
					<i>Utilities:</i>	\$0	\$0	<i>Cost + Cont.</i>
					<i>NonContract:</i>	\$0	\$0	<i>\$1,854</i>
					<i>Other:</i>	\$0	\$0	
					<i>Budget Transfer:</i>	\$0	\$0	
Newton	60	7P2202	9/2014	Pavement improvements on various sections from I-49 to Rte. E in Granby.	\$1,878	\$1,662	-11.50%	
					<i>PE:</i>	\$63	\$23	\$ Difference
					<i>CE Inc:</i>	\$101	\$84	-\$216
					<i>CN:</i>	\$1,714	\$1,555	
					<i>RW Inc:</i>	\$0	\$0	
					<i>RW:</i>	\$0	\$0	<i>CN Award</i>
					<i>Utilities:</i>	\$0	\$0	<i>Cost + Cont.</i>
					<i>NonContract:</i>	\$0	\$0	<i>\$1,762</i>
					<i>Other:</i>	\$0	\$0	
					<i>Budget Transfer:</i>	\$0	\$0	

Program Estimates Compared to Costs of Projects Completed SFY 2016
RSMo.21.795.2(5,6)

(Dollars in Thousands)

County	Route	Job Number	SFY Award Date	Description of Improvement / Location	Estimate	Cost to Complete	Percent Difference
Newton	60	7P2203	10/2014	Pavement improvements on various sections from Rte. E (Main Street) in Granby to 0.8 mile west of Rtes. M/W. Reason(s): * The project cost to complete was within +/- 10 percent of the estimate.	\$468	\$434	-7.26%
					PE: \$16	\$15	\$ Difference
					CE Inc: \$25	\$67	-\$34
					CN: \$427	\$352	
					RW Inc: \$0	\$0	
					RW: \$0	\$0	CN Award
					Utilities: \$0	\$0	Cost + Cont.
					NonContract: \$0	\$0	\$398
					Other: \$0	\$0	
					Budget Transfer: \$0	\$0	
Newton	60	7P2203B	3/2015	ADA improvements at various locations from Rte. E (Main Street) to Park Street in Granby. Reason(s): * The cost estimate deviated from the actual cost due to higher than expected engineering costs and additional requirements after estimates were established.	\$23	\$86	273.91%
					PE: \$2	\$23	\$ Difference
					CE Inc: \$1	\$22	\$63
					CN: \$20	\$42	
					RW Inc: \$0	\$0	
					RW: \$0	\$0	CN Award
					Utilities: \$0	\$0	Cost + Cont.
					NonContract: \$0	\$0	\$43
					Other: \$0	\$0	
					Budget Transfer: \$0	\$0	
Newton	60	7P2204	10/2014	Pavement improvements on various sections from 0.8 mile west of Rtes. M/W in Newton County to Rte. 37 in Barry County. Reason(s): * The cost estimate deviated from the actual cost due to competition among contractors, changes made to project during construction and lower than expected design cost.	\$1,869	\$1,438	-23.06%
					PE: \$88	\$45	\$ Difference
					CE Inc: \$99	\$116	-\$431
					CN: \$1,682	\$1,277	
					RW Inc: \$0	\$0	
					RW: \$0	\$0	CN Award
					Utilities: \$0	\$0	Cost + Cont.
					NonContract: \$0	\$0	\$1,455
					Other: \$0	\$0	
					Budget Transfer: \$0	\$0	

Program Estimates Compared to Costs of Projects Completed SFY 2016
RSMo.21.795.2(5,6)

(Dollars in Thousands)

County	Route	Job Number	SFY Award Date	Description of Improvement / Location	Estimate	Cost to Complete	Percent Difference
Newton	60	7P2205	11/2014	Pavement improvements on various sections from Rte. 60 to Hickory Creek. * The cost estimate deviated from the actual cost due to changes made to project during construction and lower than expected inspection costs.	\$965	\$603	-37.51%
					<i>PE:</i> \$46	\$68	\$ Difference
					<i>CE Inc:</i> \$51	\$8	-\$362
					<i>CN:</i> \$868	\$527	
					<i>RW Inc:</i> \$0	\$0	
					<i>RW:</i> \$0	\$0	<i>CN Award</i>
					<i>Utilities:</i> \$0	\$0	<i>Cost + Cont.</i>
					<i>NonContract:</i> \$0	\$0	<i>\$868</i>
					<i>Other:</i> \$0	\$0	
					<i>Budget Transfer:</i> \$0	\$0	
Newton	60	7P2205B	3/2015	ADA improvements at various locations on Bus. 60 (Neosho Boulevard, Coler Street and College Street) from Rte. 60 to Hickory Creek. \$245,000 Statewide Transportation Enhancement funds. * The cost estimate deviated from the actual cost due to higher than expected inspection costs and additional requirements after estimates were established.	\$411	\$764	85.89%
					<i>PE:</i> \$20	\$40	\$ Difference
					<i>CE Inc:</i> \$25	\$201	\$353
					<i>CN:</i> \$366	\$524	
					<i>RW Inc:</i> \$0	\$0	
					<i>RW:</i> \$0	\$0	<i>CN Award</i>
					<i>Utilities:</i> \$0	\$0	<i>Cost + Cont.</i>
					<i>NonContract:</i> \$0	\$0	<i>\$530</i>
					<i>Other:</i> \$0	\$0	
					<i>Budget Transfer:</i> \$0	\$0	
Newton	Hale McGinty Dr.	7O3068	2/2015	Parking expansion and circulation improvements at Neosho Middle School. To be let in combination with 7P2178 and 7P2179. \$409,029 Neosho R-5 School District. * The cost estimate deviated from the actual cost due to changing conditions after the estimate was established.	\$409	\$300	-26.65%
					<i>PE:</i> \$0	\$9	\$ Difference
					<i>CE Inc:</i> \$28	\$52	-\$109
					<i>CN:</i> \$381	\$240	
					<i>RW Inc:</i> \$0	\$0	
					<i>RW:</i> \$0	\$0	<i>CN Award</i>
					<i>Utilities:</i> \$0	\$0	<i>Cost + Cont.</i>
					<i>NonContract:</i> \$0	\$0	<i>\$225</i>
					<i>Other:</i> \$0	\$0	
					<i>Budget Transfer:</i> \$0	\$0	

Program Estimates Compared to Costs of Projects Completed SFY 2016
RSMo.21.795.2(5,6)

(Dollars in Thousands)

County	Route	Job Number	SFY Award Date	Description of Improvement / Location	Estimate	Cost to Complete	Percent Difference	
Newton	HH	7S2231	11/2014	Pavement improvements on various sections of Rte. A from Rte. D to Rte. 86; Rte. D from Rte. 59 to Meadows Drive; and Rte. HH from Rte. TT to Rte. 86.	\$2,836	\$2,422	-14.60%	
					<i>PE:</i>	\$123	\$70	\$ Difference
					<i>CE Inc:</i>	\$127	\$96	-\$414
					<i>CN:</i>	\$2,586	\$2,256	
					<i>RW Inc:</i>	\$0	\$0	
					<i>RW:</i>	\$0	\$0	<i>CN Award</i>
					<i>Utilities:</i>	\$0	\$0	<i>Cost + Cont.</i>
					<i>NonContract:</i>	\$0	\$0	<i>\$2,763</i>
					<i>Other:</i>	\$0	\$0	
					<i>Budget Transfer:</i>		\$0	
Polk	13	7P3005	10/2013	Pavement improvements on various sections from 565th Road to Rte. WW north of Springfield. Part of a combination letting involving projects 8P2263B and 7P3005.	\$2,129	\$2,272	6.72%	
					<i>PE:</i>	\$31	\$15	\$ Difference
					<i>CE Inc:</i>	\$117	\$142	\$143
					<i>CN:</i>	\$1,981	\$2,116	
					<i>RW Inc:</i>	\$0	\$0	
					<i>RW:</i>	\$0	\$0	<i>CN Award</i>
					<i>Utilities:</i>	\$0	\$0	<i>Cost + Cont.</i>
					<i>NonContract:</i>	\$0	\$0	<i>\$2,109</i>
					<i>Other:</i>	\$0	\$0	
					<i>Budget Transfer:</i>		\$0	
Polk	215	7S3036B	9/2014	Bridge improvements over the Pomme de Terre River. Project involves bridge P0921.	\$499	\$557	11.62%	
					<i>PE:</i>	\$4	\$51	\$ Difference
					<i>CE Inc:</i>	\$32	\$124	\$58
					<i>CN:</i>	\$463	\$383	
					<i>RW Inc:</i>	\$0	\$0	
					<i>RW:</i>	\$0	\$0	<i>CN Award</i>
					<i>Utilities:</i>	\$0	\$0	<i>Cost + Cont.</i>
					<i>NonContract:</i>	\$0	\$0	<i>\$384</i>
					<i>Other:</i>	\$0	\$0	
					<i>Budget Transfer:</i>		\$0	

Program Estimates Compared to Costs of Projects Completed SFY 2016
RSMo.21.795.2(5,6)

(Dollars in Thousands)

County	Route	Job Number	SFY Award Date	Description of Improvement / Location	Estimate	Cost to Complete	Percent Difference
Polk	32	7P2226B	10/2014	Safety improvements on various sections from 0.3 mile east of Rte. D in Bolivar to 0.1 mile west of Rte. 65 in Buffalo. \$573,000 Open Container funds. * The cost estimate deviated from the actual cost due to changes made to project during construction, competition among contractors and lower than expected design cost.	\$766	\$552	-27.94%
					<i>PE:</i> \$60	\$12	\$ Difference
					<i>CE Inc:</i> \$33	\$55	-\$214
					<i>CN:</i> \$673	\$485	
					<i>RW Inc:</i> \$0	\$0	
					<i>RW:</i> \$0	\$0	<i>CN Award</i>
					<i>Utilities:</i> \$0	\$0	<i>Cost + Cont.</i>
					<i>NonContract:</i> \$0	\$0	<i>\$597</i>
					<i>Other:</i> \$0	\$0	
					<i>Budget Transfer:</i> \$0	\$0	
Polk	32	8P2270B	11/2013	Pavement improvements on various sections from Rte. 13 to Rte. D in Bolivar. Part of a combination letting involving projects 7P3001, 8S2283, 8P2270B and 8P2270C. * The cost estimate deviated from the actual cost due to competition among contractors.	\$791	\$702	-11.25%
					<i>PE:</i> \$11	\$4	\$ Difference
					<i>CE Inc:</i> \$43	\$72	-\$89
					<i>CN:</i> \$737	\$627	
					<i>RW Inc:</i> \$0	\$0	
					<i>RW:</i> \$0	\$0	<i>CN Award</i>
					<i>Utilities:</i> \$0	\$0	<i>Cost + Cont.</i>
					<i>NonContract:</i> \$0	\$0	<i>\$606</i>
					<i>Other:</i> \$0	\$0	
					<i>Budget Transfer:</i> \$0	\$0	
Polk	64	7S3023	3/2014	Safety improvements on various sections from Rte. D in Bolivar to Rte. 65 in Louisburg. \$431,000 Repeat Offender funds. * The cost estimate deviated from the actual cost due to changes made to project during construction and changing conditions after the estimate was established.	\$454	\$344	-24.23%
					<i>PE:</i> \$5	\$0	\$ Difference
					<i>CE Inc:</i> \$18	\$34	-\$110
					<i>CN:</i> \$431	\$310	
					<i>RW Inc:</i> \$0	\$0	
					<i>RW:</i> \$0	\$0	<i>CN Award</i>
					<i>Utilities:</i> \$0	\$0	<i>Cost + Cont.</i>
					<i>NonContract:</i> \$0	\$0	<i>\$399</i>
					<i>Other:</i> \$0	\$0	
					<i>Budget Transfer:</i> \$0	\$0	

Program Estimates Compared to Costs of Projects Completed SFY 2016
RSMo.21.795.2(5,6)

(Dollars in Thousands)

County	Route	Job Number	SFY Award Date	Description of Improvement / Location	Estimate	Cost to Complete	Percent Difference
Polk	64	852342	3/2014	Pavement improvements on various sections from Rte. D to Rte. 65 in Louisburg. \$451,000 SW District Operations funds. Reason(s): * The cost estimate deviated from the actual cost due to recent changes in market prices for project components and higher than expected inspection costs.	\$564	\$703	24.65%
					<i>PE:</i> \$4	\$0	\$ Difference
					<i>CE Inc:</i> \$36	\$139	\$139
					<i>CN:</i> \$524	\$564	
					<i>RW Inc:</i> \$0	\$0	
					<i>RW:</i> \$0	\$0	<i>CN Award</i>
					<i>Utilities:</i> \$0	\$0	<i>Cost + Cont.</i>
					<i>NonContract:</i> \$0	\$0	<i>\$644</i>
					<i>Other:</i> \$0	\$0	
					<i>Budget Transfer:</i> \$0	\$0	
Polk	83	8P2270C	11/2013	Pavement improvements on various sections of Springfield Avenue from Rte. 32 to Drake Street in Bolivar. Part of a combination letting involving projects 7P3001, 8S2283, 8P2270B and 8P2270C. Reason(s): * The project cost to complete was within +/- 10 percent of the estimate.	\$213	\$198	-7.04%
					<i>PE:</i> \$5	\$0	\$ Difference
					<i>CE Inc:</i> \$12	\$35	-\$15
					<i>CN:</i> \$196	\$163	
					<i>RW Inc:</i> \$0	\$0	
					<i>RW:</i> \$0	\$0	<i>CN Award</i>
					<i>Utilities:</i> \$0	\$0	<i>Cost + Cont.</i>
					<i>NonContract:</i> \$0	\$0	<i>\$171</i>
					<i>Other:</i> \$0	\$0	
					<i>Budget Transfer:</i> \$0	\$0	
Polk	83	8S2283	11/2013	Pavement improvements on various sections of Springfield Avenue from Drake Street to Rte. 13 in Bolivar. Part of a combination letting involving projects 7P3001, 8S2283, 8P2270B and 8P2270C. Reason(s): * The cost estimate deviated from the actual cost due to recent changes in market prices for project components and higher than expected inspection costs.	\$454	\$561	23.57%
					<i>PE:</i> \$11	\$1	\$ Difference
					<i>CE Inc:</i> \$25	\$53	\$107
					<i>CN:</i> \$418	\$507	
					<i>RW Inc:</i> \$0	\$0	
					<i>RW:</i> \$0	\$0	<i>CN Award</i>
					<i>Utilities:</i> \$0	\$0	<i>Cost + Cont.</i>
					<i>NonContract:</i> \$0	\$0	<i>\$513</i>
					<i>Other:</i> \$0	\$0	
					<i>Budget Transfer:</i> \$0	\$0	

Program Estimates Compared to Costs of Projects Completed SFY 2016
RSMo.21.795.2(5,6)

(Dollars in Thousands)

County	Route	Job Number	SFY Award Date	Description of Improvement / Location	Estimate	Cost to Complete	Percent Difference	
Polk	D	852343	10/2014	Pavement and safety improvements on various sections from Rte. 64 to Rte. 32 in Bolivar. \$49,000 Open Container funds.	\$1,657	\$1,253	-24.38%	
					<i>PE:</i>	\$29	\$24	\$ Difference
					<i>CE Inc:</i>	\$76	\$15	-\$404
					<i>CN:</i>	\$1,552	\$1,214	
					<i>RW Inc:</i>	\$0	\$0	
					<i>RW:</i>	\$0	\$0	<i>CN Award</i>
					<i>Utilities:</i>	\$0	\$0	<i>Cost + Cont.</i>
					<i>NonContract:</i>	\$0	\$0	\$1,517
					<i>Other:</i>	\$0	\$0	
					<i>Budget Transfer:</i>	\$0	\$0	
St. Clair	13	7P0428I	9/2013	Roadway improvements at Rte. 82 in Osceola. Project involves bridge A6581. \$1.25 million for construction from FY 2010 Appropriations Bill Earmark Demo ID MO239.	\$9,843	\$7,236	-26.49%	
					<i>PE:</i>	\$2,008	\$850	\$ Difference
					<i>CE Inc:</i>	\$561	\$763	-\$2607
					<i>CN:</i>	\$7,049	\$5,426	
					<i>RW Inc:</i>	\$5	\$14	
					<i>RW:</i>	\$20	\$50	<i>CN Award</i>
					<i>Utilities:</i>	\$200	\$131	<i>Cost + Cont.</i>
					<i>NonContract:</i>	\$0	\$2	\$5,500
					<i>Other:</i>	\$0	\$0	
					<i>Budget Transfer:</i>	\$0	\$0	
St. Clair	13	7P3001	11/2013	Pavement improvements on various sections from n/o Rte. UU in St. Clair County to 565th Road in Polk County. \$2,748,000 from SAFETEA-LU Earmark Demo ID MO166. Part of a combination letting involving projects 7P3001, 852283, 8P2270B and 8P2270C.	\$8,270	\$10,000	20.92%	
					<i>PE:</i>	\$73	\$77	\$ Difference
					<i>CE Inc:</i>	\$455	\$549	\$1730
					<i>CN:</i>	\$7,742	\$9,374	
					<i>RW Inc:</i>	\$0	\$0	
					<i>RW:</i>	\$0	\$0	<i>CN Award</i>
					<i>Utilities:</i>	\$0	\$0	<i>Cost + Cont.</i>
					<i>NonContract:</i>	\$0	\$0	\$8,886
					<i>Other:</i>	\$0	\$0	
					<i>Budget Transfer:</i>	\$0	\$0	

Program Estimates Compared to Costs of Projects Completed SFY 2016
RSMo.21.795.2(5,6)

(Dollars in Thousands)

County	Route	Job Number	SFY Award Date	Description of Improvement / Location	Estimate	Cost to Complete	Percent Difference	
Stone	76	8P2419	6/2014	Roadway improvements from Rte. 265 to Rte. 465.	\$3,000	\$2,845	-5.17%	
					<i>PE:</i>	\$291	\$142	\$ Difference
					<i>CE Inc:</i>	\$152	\$278	-\$155
					<i>CN:</i>	\$2,209	\$2,372	
					<i>RW Inc:</i>	\$5	\$3	
					<i>RW:</i>	\$343	\$30	<i>CN Award</i>
					<i>Utilities:</i>	\$0	\$0	<i>Cost + Cont.</i>
					<i>NonContract:</i>	\$0	\$20	\$2,444
					<i>Other:</i>	\$0	\$0	
					<i>Budget Transfer:</i>	\$0	\$0	
Taney	160	8S2271	11/2014	Pavement improvements on various sections of Rte. 160 from Rte. O to Rte. 125 south junction and on Rte. 125 from Rte. 76 to the Arkansas State line.	\$2,368	\$2,370	0.08%	
					<i>PE:</i>	\$45	\$14	\$ Difference
					<i>CE Inc:</i>	\$149	\$101	\$2
					<i>CN:</i>	\$2,174	\$2,256	
					<i>RW Inc:</i>	\$0	\$0	
					<i>RW:</i>	\$0	\$0	<i>CN Award</i>
					<i>Utilities:</i>	\$0	\$0	<i>Cost + Cont.</i>
					<i>NonContract:</i>	\$0	\$0	\$2,755
					<i>Other:</i>	\$0	\$0	
					<i>Budget Transfer:</i>	\$0	\$0	
Various	Various	7S3069	2/2015	Chip seal pavement improvements at various locations in the Southwest District. \$1,896,000 district operations budget.	\$2,006	\$2,209	10.12%	
					<i>PE:</i>	\$8	\$0	\$ Difference
					<i>CE Inc:</i>	\$102	\$235	\$203
					<i>CN:</i>	\$1,896	\$1,974	
					<i>RW Inc:</i>	\$0	\$0	
					<i>RW:</i>	\$0	\$0	<i>CN Award</i>
					<i>Utilities:</i>	\$0	\$0	<i>Cost + Cont.</i>
					<i>NonContract:</i>	\$0	\$0	\$1,977
					<i>Other:</i>	\$0	\$0	
					<i>Budget Transfer:</i>	\$0	\$0	

Program Estimates Compared to Costs of Projects Completed SFY 2016
RSMo.21.795.2(5,6)

(Dollars in Thousands)

County	Route	Job Number	SFY Award Date	Description of Improvement / Location	Estimate	Cost to Complete	Percent Difference	
Various	Various	753070	3/2015	Chip seal pavement improvements at various locations in the Southwest District. \$980,000 district operations budget.	\$1,037	\$996	-3.95%	
					<i>PE:</i>	\$4	\$0	\$ Difference
					<i>CE Inc:</i>	\$53	\$19	-\$41
					<i>CN:</i>	\$980	\$976	
					<i>RW Inc:</i>	\$0	\$0	
					<i>RW:</i>	\$0	\$0	<i>CN Award</i>
					<i>Utilities:</i>	\$0	\$0	<i>Cost + Cont.</i>
					<i>NonContract:</i>	\$0	\$0	<i>\$1,008</i>
					<i>Other:</i>	\$0	\$0	
					<i>Budget Transfer:</i>		\$0	
Various	Various	8P2279	0/2014	On-call work zone enforcement at various locations in the urban Southwest District.	\$34	\$45	32.35%	
					<i>PE:</i>	\$2	\$0	\$ Difference
					<i>CE Inc:</i>	\$0	\$0	\$11
					<i>CN:</i>	\$0	\$0	
					<i>RW Inc:</i>	\$0	\$0	
					<i>RW:</i>	\$0	\$0	<i>CN Award</i>
					<i>Utilities:</i>	\$0	\$0	<i>Cost + Cont. \$0</i>
					<i>NonContract:</i>	\$32	\$45	
					<i>Other:</i>		\$0	
					<i>Budget Transfer:</i>		\$0	
Various	Various	8P2281	0/2014	On-call work zone enforcement at various locations in the rural Southwest District.	\$37	\$20	-45.95%	
					<i>PE:</i>	\$3	\$0	\$ Difference
					<i>CE Inc:</i>	\$0	\$0	-\$17
					<i>CN:</i>	\$0	\$0	
					<i>RW Inc:</i>	\$0	\$0	
					<i>RW:</i>	\$0	\$0	<i>CN Award</i>
					<i>Utilities:</i>	\$0	\$0	<i>Cost + Cont. \$0</i>
					<i>NonContract:</i>	\$34	\$20	
					<i>Other:</i>		\$0	
					<i>Budget Transfer:</i>		\$0	

Program Estimates Compared to Costs of Projects Completed SFY 2016
RSMo.21.795.2(5,6)

(Dollars in Thousands)

County	Route	Job Number	SFY Award Date	Description of Improvement / Location	Estimate	Cost to Complete	Percent Difference	
Various	Various	853045	2/2015	Chip seal pavement improvements at various locations in the urban Southwest District. \$64,000 district operations budget.	\$68	\$87	27.94%	
					<i>PE:</i>	\$1	\$0	\$ Difference
					<i>CE Inc:</i>	\$3	\$3	\$19
					<i>CN:</i>	\$64	\$83	
					<i>RW Inc:</i>	\$0	\$0	
					<i>RW:</i>	\$0	\$0	<i>CN Award</i>
					<i>Utilities:</i>	\$0	\$0	<i>Cost + Cont.</i>
					<i>NonContract:</i>	\$0	\$0	<i>\$85</i>
					<i>Other:</i>	\$0	\$0	
					<i>Budget Transfer:</i>		\$0	
Various	Various	9P2264Q	2/2014	Signing and striping improvements at various intersections in the urban Southwest District. \$104,000 Open Container funds.	\$126	\$67	-46.83%	
					<i>PE:</i>	\$15	\$3	\$ Difference
					<i>CE Inc:</i>	\$7	\$6	-\$59
					<i>CN:</i>	\$104	\$59	
					<i>RW Inc:</i>	\$0	\$0	
					<i>RW:</i>	\$0	\$0	<i>CN Award</i>
					<i>Utilities:</i>	\$0	\$0	<i>Cost + Cont.</i>
					<i>NonContract:</i>	\$0	\$0	<i>\$68</i>
					<i>Other:</i>	\$0	\$0	
					<i>Budget Transfer:</i>		\$0	
Various	Various	9P2264R	2/2014	Signing and striping improvements at various intersections in the rural Southwest District. \$435,000 Open Container funds.	\$555	\$580	4.50%	
					<i>PE:</i>	\$91	\$3	\$ Difference
					<i>CE Inc:</i>	\$29	\$250	\$25
					<i>CN:</i>	\$435	\$328	
					<i>RW Inc:</i>	\$0	\$0	
					<i>RW:</i>	\$0	\$0	<i>CN Award</i>
					<i>Utilities:</i>	\$0	\$0	<i>Cost + Cont.</i>
					<i>NonContract:</i>	\$0	\$0	<i>\$374</i>
					<i>Other:</i>	\$0	\$0	
					<i>Budget Transfer:</i>		\$0	

Program Estimates Compared to Costs of Projects Completed SFY 2016
RSMo.21.795.2(5,6)

(Dollars in Thousands)

County	Route	Job Number	SFY Award Date	Description of Improvement / Location	Estimate	Cost to Complete	Percent Difference
Vernon	49	2I2166X	3/2014	Job Order Contracting for pavement repair from Rte. 54 in Vernon County to I-44 in Jasper County.	\$162	\$120	-25.93%
		Completion 6/7/2016	Reason(s):	* The cost estimate deviated from the actual cost due to this being a Job Order Contracting project. The need for repairs was not as high as estimated.	<i>PE:</i> \$1	\$0	\$ Difference -\$42
					<i>CE Inc:</i> \$11	\$4	
					<i>CN:</i> \$150	\$115	
					<i>RW Inc:</i> \$0	\$0	
					<i>RW:</i> \$0	\$0	<i>CN Award</i>
					<i>Utilities:</i> \$0	\$0	<i>Cost + Cont.</i>
					<i>NonContract:</i> \$0	\$0	<i>\$150</i>
					<i>Other:</i> \$0	\$0	
					<i>Budget Transfer:</i> \$0	\$0	
Vernon	49	7P0797W	9/2014	West outer road improvements on various sections from Talley Bend Road to Rebel Road. Amendment 3 new major project.	\$900	\$454	-49.56%
		Completion 7/6/2015	Reason(s):	* The cost estimate deviated from the actual cost due to lower than expected design cost and changes made to project during construction.	<i>PE:</i> \$428	\$39	\$ Difference -\$446
					<i>CE Inc:</i> \$22	\$29	
					<i>CN:</i> \$439	\$385	
					<i>RW Inc:</i> \$5	\$0	
					<i>RW:</i> \$6	\$0	<i>CN Award</i>
					<i>Utilities:</i> \$0	\$0	<i>Cost + Cont.</i>
					<i>NonContract:</i> \$0	\$0	<i>\$435</i>
					<i>Other:</i> \$0	\$0	
					<i>Budget Transfer:</i> \$0	\$0	
Vernon	49	7P0797Y	10/2014	East outer road improvements on various sections from Caton Road near Arthur to the east outer road of I-49 near Horton. Amendment 3 new major project.	\$1,289	\$1,793	39.10%
		Completion 9/21/2015	Reason(s):	* The cost estimate deviated from the actual cost due to higher than expected engineering costs and additional requirements after estimates were established.	<i>PE:</i> \$57	\$274	\$ Difference \$504
					<i>CE Inc:</i> \$78	\$218	
					<i>CN:</i> \$1,132	\$1,301	
					<i>RW Inc:</i> \$20	\$0	
					<i>RW:</i> \$2	\$0	<i>CN Award</i>
					<i>Utilities:</i> \$0	\$0	<i>Cost + Cont.</i>
					<i>NonContract:</i> \$0	\$0	<i>\$1,325</i>
					<i>Other:</i> \$0	\$0	
					<i>Budget Transfer:</i> \$0	\$0	

Program Estimates Compared to Costs of Projects Completed SFY 2016
RSMo.21.795.2(5,6)

(Dollars in Thousands)

County	Route	Job Number	SFY Award Date	Description of Improvement / Location	Estimate	Cost to Complete	Percent Difference
Vernon	49	7P2200	11/2014	Pavement improvements on various sections from Rte. 54 to Rte. 160. * The cost estimate deviated from the actual cost due to changes made to project during construction, lower than expected engineering costs and competition among contractors.	\$9,037	\$7,334	-18.84%
					<i>PE:</i> \$315	\$58	\$ Difference
					<i>CE Inc:</i> \$485	\$252	-\$1703
					<i>CN:</i> \$8,237	\$7,024	
					<i>RW Inc:</i> \$0	\$0	
					<i>RW:</i> \$0	\$0	<i>CN Award</i>
					<i>Utilities:</i> \$0	\$0	<i>Cost + Cont.</i>
					<i>NonContract:</i> \$0	\$0	<i>\$7,890</i>
					<i>Other:</i> \$0	\$0	
					<i>Budget Transfer:</i> \$0	\$0	
Vernon	B	7P2225	2/2014	Bridge improvements at various locations in Barton, Dade and Vernon Counties. Project involves bridges L0307, R0016, N0392 and R0613. * The cost estimate deviated from the actual cost due to lower than expected design cost and changes made to project during construction.	\$2,115	\$1,501	-29.03%
					<i>PE:</i> \$713	\$81	\$ Difference
					<i>CE Inc:</i> \$129	\$182	-\$614
					<i>CN:</i> \$1,273	\$1,238	
					<i>RW Inc:</i> \$0	\$0	
					<i>RW:</i> \$0	\$0	<i>CN Award</i>
					<i>Utilities:</i> \$0	\$0	<i>Cost + Cont.</i>
					<i>NonContract:</i> \$0	\$0	<i>\$1,375</i>
					<i>Other:</i> \$0	\$0	
					<i>Budget Transfer:</i> \$0	\$0	
Webster	44	2I2166P	3/2014	Job Order Contracting for pavement repair in Webster County. * The cost estimate deviated from the actual cost due to this being a Job Order Contracting project. The need for repairs was not as high as estimated.	\$109	\$63	-42.20%
					<i>PE:</i> \$2	\$0	\$ Difference
					<i>CE Inc:</i> \$7	\$1	-\$46
					<i>CN:</i> \$100	\$62	
					<i>RW Inc:</i> \$0	\$0	
					<i>RW:</i> \$0	\$0	<i>CN Award</i>
					<i>Utilities:</i> \$0	\$0	<i>Cost + Cont.</i>
					<i>NonContract:</i> \$0	\$0	<i>\$100</i>
					<i>Other:</i> \$0	\$0	
					<i>Budget Transfer:</i> \$0	\$0	

Program Estimates Compared to Costs of Projects Completed SFY 2016
RSMo.21.795.2(5,6)

(Dollars in Thousands)

County	Route	Job Number	SFY Award Date	Description of Improvement / Location	Estimate	Cost to Complete	Percent Difference
Webster	44	8I2359	10/2013	Pavement improvements on various sections of the westbound lanes from Rte. 38 to Rte. B. Reason(s): * The project cost to complete was within +/- 10 percent of the estimate.	\$1,871	\$1,844	-1.44%
					<i>PE:</i> \$67	\$11	\$ Difference
					<i>CE Inc:</i> \$100	\$70	-\$27
					<i>CN:</i> \$1,704	\$1,763	
					<i>RW Inc:</i> \$0	\$0	
					<i>RW:</i> \$0	\$0	<i>CN Award</i>
					<i>Utilities:</i> \$0	\$0	<i>Cost + Cont.</i>
					<i>NonContract:</i> \$0	\$0	\$1,777
					<i>Other:</i> \$0	\$0	
					<i>Budget Transfer:</i> \$0	\$0	
Bollinger	51	0S2262	2/2013	Pavement and shoulder improvements from Marble Hill city limits to Rte. 60. \$1,997,000 Repeat Offender funds. Reason(s): * The cost estimate deviated from the actual cost due to changing conditions after the estimate was established and lower than expected inspection costs.	\$9,225	\$6,937	-24.80%
					<i>PE:</i> \$110	\$136	\$ Difference
					<i>CE Inc:</i> \$585	\$129	-\$2288
					<i>CN:</i> \$8,530	\$6,671	
					<i>RW Inc:</i> \$0	\$0	
					<i>RW:</i> \$0	\$0	<i>CN Award</i>
					<i>Utilities:</i> \$0	\$0	<i>Cost + Cont.</i>
					<i>NonContract:</i> \$0	\$0	\$6,438
					<i>Other:</i> \$0	\$0	
					<i>Budget Transfer:</i> \$0	\$0	
Bollinger	C	0S2254	4/2012	Pavement improvements from Rte. 51 to Rte. 91. Reason(s): * The project cost to complete was within +/- 10 percent of the estimate.	\$529	\$529	0.00%
					<i>PE:</i> \$10	\$4	\$ Difference
					<i>CE Inc:</i> \$33	\$30	\$0
					<i>CN:</i> \$486	\$495	
					<i>RW Inc:</i> \$0	\$0	
					<i>RW:</i> \$0	\$0	<i>CN Award</i>
					<i>Utilities:</i> \$0	\$0	<i>Cost + Cont.</i>
					<i>NonContract:</i> \$0	\$0	\$449
					<i>Other:</i> \$0	\$0	
					<i>Budget Transfer:</i> \$0	\$0	

Program Estimates Compared to Costs of Projects Completed SFY 2016
RSMo.21.795.2(5,6)

(Dollars in Thousands)

County	Route	Job Number	SFY Award Date	Description of Improvement / Location	Estimate	Cost to Complete	Percent Difference
Bollinger	C	0S2291	4/2012	Install shoulders and rumble stripes from Rte. 25 to Rte. 51. \$805,000 High Risk Rural Roads funds. Reason(s): * The cost estimate deviated from the actual cost due to competition among contractors and lower than expected inspection costs.	\$870	\$446	-48.74%
					PE: \$10	\$10	\$ Difference
					CE Inc: \$55	\$13	-\$424
					CN: \$805	\$423	
					RW Inc: \$0	\$0	
					RW: \$0	\$0	CN Award
					Utilities: \$0	\$0	Cost + Cont.
					NonContract: \$0	\$0	\$431
					Other: \$0	\$0	
					Budget Transfer: \$0	\$0	
Butler	67	0P0959	6/2012	Capacity improvements 1.5 miles south of Rte. M to 1 mile south of Rte. 160. Delta Regional Authority is providing \$676,000 in FY 2012, \$500,000 from FY2010 Appropriations Bill Earmark Demo ID#MO245, and \$6,147,000 from SAFETEA-LU T-Bill Earmark Demo ID#MO161. Amendment Reason(s): * The project cost to complete was within +/- 10 percent of the estimate.	\$27,518	\$24,769	-9.99%
					PE: \$1,510	\$1,378	\$ Difference
					CE Inc: \$1,438	\$1,342	-\$2749
					CN: \$20,951	\$17,843	
					RW Inc: \$178	\$336	
					RW: \$3,242	\$3,106	CN Award
					Utilities: \$199	\$758	Cost + Cont.
					NonContract: \$0	\$7	\$17,806
					Other: \$0	\$0	
					Budget Transfer: \$0	\$0	
Butler	67	0P2273	4/2012	Construction of interchange at Rte. 67 and Oak Grove Road in Poplar Bluff. Economic Development project with city of Poplar Bluff. Reason(s): * The project cost to complete was within +/- 10 percent of the estimate.	\$7,506	\$6,783	-9.63%
					PE: \$646	\$320	\$ Difference
					CE Inc: \$441	\$438	-\$723
					CN: \$6,419	\$5,950	
					RW Inc: \$0	\$0	
					RW: \$0	\$0	CN Award
					Utilities: \$0	\$70	Cost + Cont.
					NonContract: \$0	\$6	\$5,692
					Other: \$0	\$0	
					Budget Transfer: \$0	\$0	

Program Estimates Compared to Costs of Projects Completed SFY 2016
RSMo.21.795.2(5,6)

(Dollars in Thousands)

County	Route	Job Number	SFY Award Date	Description of Improvement / Location	Estimate	Cost to Complete	Percent Difference
Butler	PP	052294	2/2015	Bridge improvements over Pike Creek in Poplar Bluff. Project involves bridge A4604. Reason(s): * The project cost to complete was within +/- 10 percent of the estimate.	\$1,896	\$1,838	-3.06%
					<i>PE:</i> \$135	\$162	\$ Difference
					<i>CE Inc:</i> \$113	\$223	-\$58
					<i>CN:</i> \$1,648	\$1,454	
					<i>RW Inc:</i> \$0	\$0	
					<i>RW:</i> \$0	\$0	<i>CN Award</i>
					<i>Utilities:</i> \$0	\$0	<i>Cost + Cont.</i>
					<i>NonContract:</i> \$0	\$0	\$1,639
					<i>Other:</i> \$0	\$0	
					<i>Budget Transfer:</i> \$0	\$0	
Butler	PP	9S3066	2/2015	Pavement improvements from end of two lane section to bridge over Pike Creek in Poplar Bluff. Reason(s): * The cost estimate deviated from the actual cost due to additional requirements after estimates were established and higher than expected inspection costs.	\$547	\$606	10.79%
					<i>PE:</i> \$7	\$10	\$ Difference
					<i>CE Inc:</i> \$35	\$52	\$59
					<i>CN:</i> \$505	\$544	
					<i>RW Inc:</i> \$0	\$0	
					<i>RW:</i> \$0	\$0	<i>CN Award</i>
					<i>Utilities:</i> \$0	\$0	<i>Cost + Cont.</i>
					<i>NonContract:</i> \$0	\$0	\$584
					<i>Other:</i> \$0	\$0	
					<i>Budget Transfer:</i> \$0	\$0	
Butler	PP	9S3092	0/2015	Payment to Poplar Bluff for geometric and signal improvements at intersection of Rte. PP and Shelby Road. To be let by Poplar Bluff as STP-5102(003). \$243,464 Cost Share and \$237,963 STP-Urban funds. Reason(s): * The cost estimate deviated from the actual cost due to redesigns.	\$571	\$341	-40.28%
					<i>PE:</i> \$5	\$0	\$ Difference
					<i>CE Inc:</i> \$5	\$5	-\$230
					<i>CN:</i> \$0	\$0	
					<i>RW Inc:</i> \$0	\$0	
					<i>RW:</i> \$0	\$0	<i>CN Award</i>
					<i>Utilities:</i> \$0	\$0	<i>Cost + Cont. \$0</i>
					<i>NonContract:</i> \$561	\$336	
					<i>Other:</i> \$0	\$0	
					<i>Budget Transfer:</i> \$0	\$0	

Program Estimates Compared to Costs of Projects Completed SFY 2016
RSMo.21.795.2(5,6)

(Dollars in Thousands)

County	Route	Job Number	SFY Award Date	Description of Improvement / Location	Estimate	Cost to Complete	Percent Difference	
Butler	WW	953062	2/2015	Pavement improvements from Union Pacific Railroad bridge to Rte. 53 in Poplar Bluff. \$15,000 Statewide Transportation Enhancement funds.	\$357	\$326	-8.68%	
					<i>PE:</i>	\$11	\$10	\$ Difference
					<i>CE Inc:</i>	\$22	\$19	-\$31
					<i>CN:</i>	\$324	\$297	
					<i>RW Inc:</i>	\$0	\$0	
					<i>RW:</i>	\$0	\$0	<i>CN Award</i>
					<i>Utilities:</i>	\$0	\$0	<i>Cost + Cont.</i>
					<i>NonContract:</i>	\$0	\$0	<i>\$340</i>
					<i>Other:</i>	\$0	\$0	
					<i>Budget Transfer:</i>		\$0	
Cape Girardeau	177	0S2303	3/2014	Pavement improvements from Rte. 61 to Rte. J.	\$3,439	\$1,878	-45.39%	
					<i>PE:</i>	\$66	\$0	\$ Difference
					<i>CE Inc:</i>	\$217	\$97	-\$1561
					<i>CN:</i>	\$3,156	\$1,781	
					<i>RW Inc:</i>	\$0	\$0	
					<i>RW:</i>	\$0	\$0	<i>CN Award</i>
					<i>Utilities:</i>	\$0	\$0	<i>Cost + Cont.</i>
					<i>NonContract:</i>	\$0	\$0	<i>\$1,725</i>
					<i>Other:</i>	\$0	\$0	
					<i>Budget Transfer:</i>		\$0	
Cape Girardeau	55	010767A	0/2013	Payment to Cape Girardeau for the construction of outer road system from East Main Street interchange to County Road 618, 2.4 miles north of the Rtes. 61 & 34 interchange. The project is let by Cape Girardeau.	\$1,424	\$2,293	61.03%	
					<i>PE:</i>	\$140	\$158	\$ Difference
					<i>CE Inc:</i>	\$84	\$0	\$869
					<i>CN:</i>	\$1,200	\$2,135	
					<i>RW Inc:</i>	\$0	\$0	
					<i>RW:</i>	\$0	\$0	<i>CN Award</i>
					<i>Utilities:</i>	\$0	\$0	<i>Cost + Cont. \$0</i>
					<i>NonContract:</i>	\$0	\$0	
					<i>Other:</i>	\$0	\$0	
					<i>Budget Transfer:</i>		\$0	

Program Estimates Compared to Costs of Projects Completed SFY 2016
RSMo.21.795.2(5,6)

(Dollars in Thousands)

County	Route	Job Number	SFY Award Date	Description of Improvement / Location	Estimate	Cost to Complete	Percent Difference	
Cape Girardeau	55	010767B	0/2011	Payment to Jackson for the construction of outer road along SB lane from East Main Street interchange to Bainbridge Rd. Jackson will design, let and administer the project. MoDOT participation limited to review & payback. Reason(s): * The project cost to complete was within +/- 10 percent of the estimate.	\$1,230	\$1,200	-2.44%	
					<i>PE:</i>	\$30	\$0	\$ Difference
					<i>CE Inc:</i>	\$0	\$0	-\$30
					<i>CN:</i>	\$0	\$0	
					<i>RW Inc:</i>	\$0	\$0	
					<i>RW:</i>	\$0	\$0	<i>CN Award</i>
					<i>Utilities:</i>	\$0	\$0	<i>Cost + Cont. \$0</i>
					<i>NonContract:</i>	\$1,200	\$1,200	
					<i>Other:</i>		\$0	
					<i>Budget Transfer:</i>		\$0	
Cape Girardeau	61	0P2304	3/2014	Pavement improvements from Rte. 177 to I-55 near Jackson. Reason(s): * The cost estimate deviated from the actual cost due to changing conditions after the estimate was established and lower than expected inspection costs.	\$744	\$516	-30.65%	
					<i>PE:</i>	\$16	\$0	\$ Difference
					<i>CE Inc:</i>	\$47	\$8	-\$228
					<i>CN:</i>	\$681	\$508	
					<i>RW Inc:</i>	\$0	\$0	
					<i>RW:</i>	\$0	\$0	<i>CN Award</i>
					<i>Utilities:</i>	\$0	\$0	<i>Cost + Cont.</i>
					<i>NonContract:</i>	\$0	\$0	<i>\$473</i>
					<i>Other:</i>		\$0	
					<i>Budget Transfer:</i>		\$0	
Cape Girardeau	61	9S3081	3/2014	Widen left turn lane along Rte. 61 from Deerwood Lane to Cane Creek Road in Jackson. \$100,000 from city of Jackson. Reason(s): * The project cost to complete was within +/- 10 percent of the estimate.	\$487	\$513	5.34%	
					<i>PE:</i>	\$34	\$33	\$ Difference
					<i>CE Inc:</i>	\$29	\$71	\$26
					<i>CN:</i>	\$424	\$410	
					<i>RW Inc:</i>	\$0	\$0	
					<i>RW:</i>	\$0	\$0	<i>CN Award</i>
					<i>Utilities:</i>	\$0	\$0	<i>Cost + Cont.</i>
					<i>NonContract:</i>	\$0	\$0	<i>\$354</i>
					<i>Other:</i>		\$0	
					<i>Budget Transfer:</i>		\$0	

Program Estimates Compared to Costs of Projects Completed SFY 2016
RSMo.21.795.2(5,6)

(Dollars in Thousands)

County	Route	Job Number	SFY Award Date	Description of Improvement / Location	Estimate	Cost to Complete	Percent Difference	
Cape Girardeau	OO	0S2256	4/2012	Pavement improvements from Rte. 34 to Rte. Z. \$626,000 High Risk Rural Roads funds. * The cost estimate deviated from the actual cost due to changes made to project during construction, additional requirements after estimates were established and higher than expected design cost.	\$1,109	\$1,811	63.30%	
					<i>PE:</i>	\$10	\$143	\$ Difference
					<i>CE Inc:</i>	\$71	\$27	\$702
					<i>CN:</i>	\$1,028	\$1,641	
					<i>RW Inc:</i>	\$0	\$0	
					<i>RW:</i>	\$0	\$0	<i>CN Award</i>
					<i>Utilities:</i>	\$0	\$0	<i>Cost + Cont.</i>
					<i>NonContract:</i>	\$0	\$0	<i>\$1,326</i>
					<i>Other:</i>	\$0	\$0	
					<i>Budget Transfer:</i>		\$0	
Cape Girardeau	W	0S2302	3/2014	Pavement improvements from Rte. 177 to LaSalle Avenue near Cape Girardeau. * The cost estimate deviated from the actual cost due to additional requirements after estimates were established.	\$333	\$815	144.74%	
					<i>PE:</i>	\$9	\$26	\$ Difference
					<i>CE Inc:</i>	\$21	\$25	\$482
					<i>CN:</i>	\$303	\$764	
					<i>RW Inc:</i>	\$0	\$0	
					<i>RW:</i>	\$0	\$0	<i>CN Award</i>
					<i>Utilities:</i>	\$0	\$0	<i>Cost + Cont.</i>
					<i>NonContract:</i>	\$0	\$0	<i>\$762</i>
					<i>Other:</i>	\$0	\$0	
					<i>Budget Transfer:</i>		\$0	
Cape Girardeau	Z	0S2255	4/2012	Pavement improvements from Rte. F to Rte. 25. \$404,000 High Risk Rural Roads funds. * The project cost to complete was within +/- 10 percent of the estimate.	\$724	\$676	-6.63%	
					<i>PE:</i>	\$10	\$63	\$ Difference
					<i>CE Inc:</i>	\$46	\$12	-\$48
					<i>CN:</i>	\$668	\$601	
					<i>RW Inc:</i>	\$0	\$0	
					<i>RW:</i>	\$0	\$0	<i>CN Award</i>
					<i>Utilities:</i>	\$0	\$0	<i>Cost + Cont.</i>
					<i>NonContract:</i>	\$0	\$0	<i>\$489</i>
					<i>Other:</i>	\$0	\$0	
					<i>Budget Transfer:</i>		\$0	

Program Estimates Compared to Costs of Projects Completed SFY 2016
RSMo.21.795.2(5,6)

(Dollars in Thousands)

County	Route	Job Number	SFY Award Date	Description of Improvement / Location	Estimate	Cost to Complete	Percent Difference	
Howell	101	9P2245D	12/2013	Pavement improvements from Rte. 160 to Arkansas State line.	\$1,105	\$1,057	-4.34%	
					<i>PE:</i>	\$10	\$0	\$ Difference
					<i>CE Inc:</i>	\$70	\$83	-\$48
					<i>CN:</i>	\$1,025	\$973	
					<i>RW Inc:</i>	\$0	\$0	
					<i>RW:</i>	\$0	\$0	<i>CN Award</i>
					<i>Utilities:</i>	\$0	\$0	<i>Cost + Cont.</i>
					<i>NonContract:</i>	\$0	\$0	<i>\$953</i>
					<i>Other:</i>	\$0	\$0	
					<i>Budget Transfer:</i>		\$0	
Howell	63	9P2177	11/2011	Capacity improvements to complete four-lane undivided roadway from Rte. 160 to Bus. 63 South.	\$6,154	\$7,922	28.73%	
					<i>PE:</i>	\$101	\$220	\$ Difference
					<i>CE Inc:</i>	\$363	\$548	\$1768
					<i>CN:</i>	\$5,290	\$7,054	
					<i>RW Inc:</i>	\$0	\$46	
					<i>RW:</i>	\$400	\$55	<i>CN Award</i>
					<i>Utilities:</i>	\$0	\$0	<i>Cost + Cont.</i>
					<i>NonContract:</i>	\$0	\$0	<i>\$6,966</i>
					<i>Other:</i>	\$0	\$0	
					<i>Budget Transfer:</i>		\$0	
Howell	K	9P2245E	12/2013	Pavement improvements from Rte. KK to Rte. 63.	\$869	\$743	-14.50%	
					<i>PE:</i>	\$8	\$0	\$ Difference
					<i>CE Inc:</i>	\$55	\$22	-\$126
					<i>CN:</i>	\$806	\$721	
					<i>RW Inc:</i>	\$0	\$0	
					<i>RW:</i>	\$0	\$0	<i>CN Award</i>
					<i>Utilities:</i>	\$0	\$0	<i>Cost + Cont.</i>
					<i>NonContract:</i>	\$0	\$0	<i>\$708</i>
					<i>Other:</i>	\$0	\$0	
					<i>Budget Transfer:</i>		\$0	

Program Estimates Compared to Costs of Projects Completed SFY 2016
RSMo.21.795.2(5,6)

(Dollars in Thousands)

County	Route	Job Number	SFY Award Date	Description of Improvement / Location	Estimate	Cost to Complete	Percent Difference	
Mississippi	105	0P2268	12/2010	Pavement improvements from Rte. 62 to I-57 in Charleston. * The cost estimate deviated from the actual cost due to competition among contractors and changes made to project during construction.	\$1,166	\$686	-41.17%	
					<i>PE:</i>	\$52	\$18	\$ Difference
					<i>CE Inc:</i>	\$72	\$58	-\$480
					<i>CN:</i>	\$1,042	\$610	
					<i>RW Inc:</i>	\$0	\$0	
					<i>RW:</i>	\$0	\$0	<i>CN Award</i>
					<i>Utilities:</i>	\$0	\$0	<i>Cost + Cont.</i>
					<i>NonContract:</i>	\$0	\$0	<i>\$734</i>
					<i>Other:</i>	\$0	\$0	
					<i>Budget Transfer:</i>		\$0	
Mississippi	60	0P2276	0/2011	Payment to IDOT for structural repairs to Mississippi River Bridge K0950R (Cairo). Cost represents MoDOT's 50 percent. * The cost estimate deviated from the actual cost due to changes made to project during construction.	\$1,000	\$1,223	22.30%	
					<i>PE:</i>	\$0	\$0	\$ Difference
					<i>CE Inc:</i>	\$0	\$0	\$223
					<i>CN:</i>	\$1,000	\$1,223	
					<i>RW Inc:</i>	\$0	\$0	
					<i>RW:</i>	\$0	\$0	<i>CN Award</i>
					<i>Utilities:</i>	\$0	\$0	<i>Cost + Cont. \$0</i>
					<i>NonContract:</i>	\$0	\$0	
					<i>Other:</i>	\$0	\$0	
					<i>Budget Transfer:</i>		\$0	
Mississippi	62	0S2189	12/2010	Pavement improvements from Marshall Street to I-57 in Charleston. * The cost estimate deviated from the actual cost due to competition among contractors.	\$1,780	\$829	-53.43%	
					<i>PE:</i>	\$38	\$39	\$ Difference
					<i>CE Inc:</i>	\$112	\$56	-\$951
					<i>CN:</i>	\$1,630	\$733	
					<i>RW Inc:</i>	\$0	\$0	
					<i>RW:</i>	\$0	\$0	<i>CN Award</i>
					<i>Utilities:</i>	\$0	\$0	<i>Cost + Cont.</i>
					<i>NonContract:</i>	\$0	\$0	<i>\$801</i>
					<i>Other:</i>	\$0	\$0	
					<i>Budget Transfer:</i>		\$0	

Program Estimates Compared to Costs of Projects Completed SFY 2016
RSMo.21.795.2(5,6)

(Dollars in Thousands)

County	Route	Job Number	SFY Award Date	Description of Improvement / Location	Estimate	Cost to Complete	Percent Difference
Mississippi	C	953004	3/2015	Bridge improvements 0.3 mile west of Rte. 105 (Lateral Ditch #4). Project involves bridge X0057. Reason(s): * The project cost to complete was within +/- 10 percent of the estimate.	\$592	\$634	7.09%
					PE: \$41	\$71	\$ Difference
					CE Inc: \$35	\$50	\$42
					CN: \$510	\$513	
					RW Inc: \$3	\$0	
					RW: \$3	\$0	CN Award
					Utilities: \$0	\$0	Cost + Cont.
					NonContract: \$0	\$0	\$532
					Other: \$0	\$0	
					Budget Transfer: \$0	\$0	
New Madrid	61	0S2287	4/2013	Pavement improvements from Sikeston to New Madrid. \$43,000 Open Container funds. Reason(s): * The cost estimate deviated from the actual cost due to additional requirements after estimates were established and changes made to project during construction.	\$2,828	\$3,544	25.32%
					PE: \$11	\$31	\$ Difference
					CE Inc: \$176	\$117	\$716
					CN: \$2,641	\$3,395	
					RW Inc: \$0	\$0	
					RW: \$0	\$0	CN Award
					Utilities: \$0	\$0	Cost + Cont.
					NonContract: \$0	\$0	\$3,258
					Other: \$0	\$0	
					Budget Transfer: \$0	\$0	
New Madrid	61	9S3085	6/2014	Geometric improvements and new signalized intersection from 0.1 mile south of Rte. 60 to 0.4 mile south of Rte. 60 in Sikeston. \$344,576 Cost Share, \$353,506 STP-U, and \$88,377 Sikeston funds. Reason(s): * The cost estimate deviated from the actual cost due to higher than expected inspection costs and changes made to project during construction.	\$898	\$1,016	13.14%
					PE: \$40	\$0	\$ Difference
					CE Inc: \$55	\$217	\$118
					CN: \$803	\$799	
					RW Inc: \$0	\$0	
					RW: \$0	\$0	CN Award
					Utilities: \$0	\$0	Cost + Cont.
					NonContract: \$0	\$0	\$780
					Other: \$0	\$0	
					Budget Transfer: \$0	\$0	

Program Estimates Compared to Costs of Projects Completed SFY 2016
RSMo.21.795.2(5,6)

(Dollars in Thousands)

County	Route	Job Number	SFY Award Date	Description of Improvement / Location	Estimate	Cost to Complete	Percent Difference	
New Madrid	H	953031	2/2014	Pavement improvements from beginning of state maintenance to Rte. 61 near Matthews. * The cost estimate deviated from the actual cost due to competition among contractors, changing conditions after the estimate was established and lower than expected inspection costs.	\$552	\$468	-15.22%	
					<i>PE:</i>	\$5	\$0	\$ Difference
					<i>CE Inc:</i>	\$35	\$24	-\$84
					<i>CN:</i>	\$512	\$445	
					<i>RW Inc:</i>	\$0	\$0	
					<i>RW:</i>	\$0	\$0	<i>CN Award</i>
					<i>Utilities:</i>	\$0	\$0	<i>Cost + Cont.</i>
					<i>NonContract:</i>	\$0	\$0	<i>\$430</i>
					<i>Other:</i>	\$0	\$0	
					<i>Budget Transfer:</i>		\$0	
Ozark	95	8S2171	12/2013	Bridge improvement over Pond Fork south of Rte. D. Project involves bridge S0476. * The cost estimate deviated from the actual cost due to competition among contractors and lower than expected design cost.	\$1,153	\$1,017	-11.80%	
					<i>PE:</i>	\$129	\$85	\$ Difference
					<i>CE Inc:</i>	\$75	\$227	-\$136
					<i>CN:</i>	\$948	\$704	
					<i>RW Inc:</i>	\$1	\$1	
					<i>RW:</i>	\$0	\$0	<i>CN Award</i>
					<i>Utilities:</i>	\$0	\$0	<i>Cost + Cont.</i>
					<i>NonContract:</i>	\$0	\$0	<i>\$717</i>
					<i>Other:</i>	\$0	\$0	
					<i>Budget Transfer:</i>		\$0	
Perry	51	0P2293	2/2014	Pavement improvements from McBride to Perryville. \$352,000.00 Open Container funds. * The cost estimate deviated from the actual cost due to redesigns.	\$1,811	\$980	-45.89%	
					<i>PE:</i>	\$33	\$4	\$ Difference
					<i>CE Inc:</i>	\$111	\$72	-\$831
					<i>CN:</i>	\$1,667	\$904	
					<i>RW Inc:</i>	\$0	\$0	
					<i>RW:</i>	\$0	\$0	<i>CN Award</i>
					<i>Utilities:</i>	\$0	\$0	<i>Cost + Cont.</i>
					<i>NonContract:</i>	\$0	\$0	<i>\$894</i>
					<i>Other:</i>	\$0	\$0	
					<i>Budget Transfer:</i>		\$0	

Program Estimates Compared to Costs of Projects Completed SFY 2016
RSMo.21.795.2(5,6)

(Dollars in Thousands)

County	Route	Job Number	SFY Award Date	Description of Improvement / Location	Estimate	Cost to Complete	Percent Difference
Scott	55	010943	6/2010	Construct outer road connection from Rte. K in Scott City north to existing outer road south of Rte. AB. SAFTEA-LU earmark MO170 for \$5 million. * The cost estimate deviated from the actual cost due to higher than expected engineering costs, changes made to project during construction and additional requirements after estimates were established.	\$5,844	\$8,028	37.37%
					<i>PE:</i> \$330	\$595	\$ Difference
					<i>CE Inc:</i> \$259	\$1,025	\$2184
					<i>CN:</i> \$3,774	\$5,151	
					<i>RW Inc:</i> \$0	\$86	
					<i>RW:</i> \$1,281	\$855	<i>CN Award</i>
					<i>Utilities:</i> \$200	\$314	<i>Cost + Cont.</i>
					<i>NonContract:</i> \$0	\$1	<i>\$4,407</i>
					<i>Other:</i> \$0	\$0	
					<i>Budget Transfer:</i> \$0	\$0	
Scott	55	010956B	11/2014	Demolition of structures at the intersections of I-55 and Rte. PP, Rte. 60 and Rte. 21 south, 1 mile south of Rte. 63 and Rte. Z and on Edwards Street in Sikeston. \$44,945 district operations and \$23,152 CO Facilities budgets. * The project cost to complete was within +/- 10 percent of the estimate.	\$171	\$185	8.19%
					<i>PE:</i> \$5	\$0	\$ Difference
					<i>CE Inc:</i> \$11	\$62	\$14
					<i>CN:</i> \$155	\$124	
					<i>RW Inc:</i> \$0	\$0	
					<i>RW:</i> \$0	\$0	<i>CN Award</i>
					<i>Utilities:</i> \$0	\$0	<i>Cost + Cont.</i>
					<i>NonContract:</i> \$0	\$0	<i>\$131</i>
					<i>Other:</i> \$0	\$0	
					<i>Budget Transfer:</i> \$0	\$0	
Scott	55	012179	12/2012	Pavement improvements from Rte. 77 to I-57. * The cost estimate deviated from the actual cost due to competition among contractors, changing conditions after the estimate was established and lower than expected inspection costs.	\$12,578	\$9,509	-24.40%
					<i>PE:</i> \$227	\$25	\$ Difference
					<i>CE Inc:</i> \$793	\$461	-\$3069
					<i>CN:</i> \$11,558	\$9,023	
					<i>RW Inc:</i> \$0	\$0	
					<i>RW:</i> \$0	\$0	<i>CN Award</i>
					<i>Utilities:</i> \$0	\$0	<i>Cost + Cont.</i>
					<i>NonContract:</i> \$0	\$0	<i>\$8,815</i>
					<i>Other:</i> \$0	\$0	
					<i>Budget Transfer:</i> \$0	\$0	

Program Estimates Compared to Costs of Projects Completed SFY 2016
RSMo.21.795.2(5,6)

(Dollars in Thousands)

County	Route	Job Number	SFY Award Date	Description of Improvement / Location	Estimate	Cost to Complete	Percent Difference
Scott	55	212165U	4/2013	Job Order Contracting for pavement repair (concrete only) from Rte. 60 in Scott County to the Arkansas State line and all of I-155. * The cost estimate deviated from the actual cost due to this being a Job Order Contract that was extended for a maximum two year term and higher than expected pavement repair needs.	\$136	\$461	238.97%
					<i>PE:</i> \$2	\$0	\$ Difference
					<i>CE Inc:</i> \$9	\$13	\$325
					<i>CN:</i> \$125	\$448	
					<i>RW Inc:</i> \$0	\$0	
					<i>RW:</i> \$0	\$0	<i>CN Award</i>
					<i>Utilities:</i> \$0	\$0	<i>Cost + Cont.</i>
					<i>NonContract:</i> \$0	\$0	<i>\$125</i>
					<i>Other:</i> \$0	\$0	
					<i>Budget Transfer:</i> \$0	\$0	
Scott	55	212166V	3/2014	Job Order Contracting for pavement repair (asphalt) from Rte. 60 in Scott County to the Arkansas State line and all of I-155. * The cost estimate deviated from the actual cost due to this being a Job Order Contracting project. The need for repairs was not as high as estimated.	\$136	\$0	-100.00%
					<i>PE:</i> \$2	\$0	\$ Difference
					<i>CE Inc:</i> \$9	\$0	-\$136
					<i>CN:</i> \$125	\$0	
					<i>RW Inc:</i> \$0	\$0	
					<i>RW:</i> \$0	\$0	<i>CN Award</i>
					<i>Utilities:</i> \$0	\$0	<i>Cost + Cont.</i>
					<i>NonContract:</i> \$0	\$0	<i>\$125</i>
					<i>Other:</i> \$0	\$0	
					<i>Budget Transfer:</i> \$0	\$0	
Scott	61	052286	4/2013	Pavement improvements from Rte. 77 to Sikeston. 2009 Delta Regional Authority and MoDOT Research funds. * The cost estimate deviated from the actual cost due to additional requirements after estimates were established and changes made to project during construction.	\$1,470	\$1,855	26.19%
					<i>PE:</i> \$11	\$11	\$ Difference
					<i>CE Inc:</i> \$91	\$105	\$385
					<i>CN:</i> \$1,368	\$1,740	
					<i>RW Inc:</i> \$0	\$0	
					<i>RW:</i> \$0	\$0	<i>CN Award</i>
					<i>Utilities:</i> \$0	\$0	<i>Cost + Cont.</i>
					<i>NonContract:</i> \$0	\$0	<i>\$1,698</i>
					<i>Other:</i> \$0	\$0	
					<i>Budget Transfer:</i> \$0	\$0	

Program Estimates Compared to Costs of Projects Completed SFY 2016
RSMo.21.795.2(5,6)

(Dollars in Thousands)

County	Route	Job Number	SFY Award Date	Description of Improvement / Location	Estimate	Cost to Complete	Percent Difference	
St. Francois	8	9P3090	2/2014	Widen for turn lane at the intersection of Rte. 8 and Hunt Street in Leadwood. \$43,824.63 Leadwood STP-U funds.	\$63	\$92	46.03%	
					<i>PE:</i>	\$4	\$0	\$ Difference
					<i>CE Inc:</i>	\$4	\$22	\$29
					<i>CN:</i>	\$55	\$70	
					<i>RW Inc:</i>	\$0	\$0	
					<i>RW:</i>	\$0	\$0	<i>CN Award Cost + Cont. \$69</i>
					<i>Utilities:</i>	\$0	\$0	
					<i>NonContract:</i>	\$0	\$0	
					<i>Other:</i>	\$0	\$0	
					<i>Budget Transfer:</i>	\$0	\$0	
St. Francois	Columbia St.	0S2182	4/2014	Pavement and sidewalk improvements from Westmount Drive to Rte. 32 in Farmington. \$384,953.99 STP-U, \$72,375 STP-Enhancement, and \$675,671.01 Farmington funds.	\$1,933	\$1,747	-9.62%	
					<i>PE:</i>	\$51	\$143	\$ Difference
					<i>CE Inc:</i>	\$121	\$329	-\$186
					<i>CN:</i>	\$1,761	\$1,275	
					<i>RW Inc:</i>	\$0	\$0	
					<i>RW:</i>	\$0	\$0	<i>CN Award Cost + Cont. \$1,281</i>
					<i>Utilities:</i>	\$0	\$0	
					<i>NonContract:</i>	\$0	\$0	
					<i>Other:</i>	\$0	\$0	
					<i>Budget Transfer:</i>	\$0	\$0	
St. Francois	Eastern Outer Rd.	0S0966	0/2013	Construct east outer road for Rte. 67 from Parkway Drive to Rte. 8 in Desloge. Payback from the cost share program to the City of Desloge. The city will let the project. Federal Earmark Demo ID#MO197 and MoDOT cost share project. STP-9900 (021).	\$4,693	\$2,910	-37.99%	
					<i>PE:</i>	\$385	\$1	\$ Difference
					<i>CE Inc:</i>	\$282	\$0	-\$1783
					<i>CN:</i>	\$4,026	\$2,910	
					<i>RW Inc:</i>	\$0	\$0	
					<i>RW:</i>	\$0	\$0	<i>CN Award Cost + Cont. \$0</i>
					<i>Utilities:</i>	\$0	\$0	
					<i>NonContract:</i>	\$0	\$0	
					<i>Other:</i>	\$0	\$0	
					<i>Budget Transfer:</i>	\$0	\$0	

Program Estimates Compared to Costs of Projects Completed SFY 2016
RSMo.21.795.2(5,6)

(Dollars in Thousands)

County	Route	Job Number	SFY Award Date	Description of Improvement / Location	Estimate	Cost to Complete	Percent Difference
St. Francois	H	052283	4/2014	Pavement improvements from Rte. W to Rte. DD. * The cost estimate deviated from the actual cost due to competition among contractors and changes made to project during construction.	\$754	\$609	-19.23%
					<i>PE:</i> \$12	\$0	\$ Difference
					<i>CE Inc:</i> \$46	\$110	-\$145
					<i>CN:</i> \$696	\$499	
					<i>RW Inc:</i> \$0	\$0	
					<i>RW:</i> \$0	\$0	<i>CN Award</i>
					<i>Utilities:</i> \$0	\$0	<i>Cost + Cont.</i>
					<i>NonContract:</i> \$0	\$0	<i>\$553</i>
					<i>Other:</i> \$0	\$0	
					<i>Budget Transfer:</i> \$0	\$0	
St. Francois	O	052290	2/2014	Pavement improvements from Rte. 32 in Leadington to Dalton Street in Park Hills. * The project cost to complete was within +/- 10 percent of the estimate.	\$61	\$66	8.20%
					<i>PE:</i> \$12	\$3	\$ Difference
					<i>CE Inc:</i> \$3	\$7	\$5
					<i>CN:</i> \$46	\$55	
					<i>RW Inc:</i> \$0	\$0	
					<i>RW:</i> \$0	\$0	<i>CN Award</i>
					<i>Utilities:</i> \$0	\$0	<i>Cost + Cont.</i>
					<i>NonContract:</i> \$0	\$0	<i>\$54</i>
					<i>Other:</i> \$0	\$0	
					<i>Budget Transfer:</i> \$0	\$0	
St. Francois	P	052299	2/2014	Pavement improvements from the east junction of Rte. 8 to the west junction of Rte. 8 in Desloge. \$24,760 Desloge STP-U funds. * The cost estimate deviated from the actual cost due to changing conditions after the estimate was established and lower than expected design cost.	\$207	\$179	-13.53%
					<i>PE:</i> \$12	\$4	\$ Difference
					<i>CE Inc:</i> \$12	\$25	-\$28
					<i>CN:</i> \$183	\$151	
					<i>RW Inc:</i> \$0	\$0	
					<i>RW:</i> \$0	\$0	<i>CN Award</i>
					<i>Utilities:</i> \$0	\$0	<i>Cost + Cont.</i>
					<i>NonContract:</i> \$0	\$0	<i>\$147</i>
					<i>Other:</i> \$0	\$0	
					<i>Budget Transfer:</i> \$0	\$0	

Program Estimates Compared to Costs of Projects Completed SFY 2016
RSMo.21.795.2(5,6)

(Dollars in Thousands)

County	Route	Job Number	SFY Award Date	Description of Improvement / Location	Estimate	Cost to Complete	Percent Difference	
St. Francois	Z	052284	2/2014	Pavement improvements from Rte. 8 to Bus. 32 in Park Hills. \$8,407 Park Hills and \$33,628 STP-U funds.	\$226	\$159	-29.65%	
					<i>PE:</i>	\$12	\$3	\$ Difference
					<i>CE Inc:</i>	\$13	\$31	-\$67
					<i>CN:</i>	\$201	\$124	
					<i>RW Inc:</i>	\$0	\$0	
					<i>RW:</i>	\$0	\$0	<i>CN Award</i>
					<i>Utilities:</i>	\$0	\$0	<i>Cost + Cont.</i>
					<i>NonContract:</i>	\$0	\$0	<i>\$132</i>
					<i>Other:</i>	\$0	\$0	
					<i>Budget Transfer:</i>	\$0	\$0	
Ste. Genevieve	55	012180	12/2013	Pavement improvements from Rte. M to Rte. 51.	\$10,257	\$10,197	-0.58%	
					<i>PE:</i>	\$84	\$28	\$ Difference
					<i>CE Inc:</i>	\$653	\$629	-\$60
					<i>CN:</i>	\$9,520	\$9,540	
					<i>RW Inc:</i>	\$0	\$0	
					<i>RW:</i>	\$0	\$0	<i>CN Award</i>
					<i>Utilities:</i>	\$0	\$0	<i>Cost + Cont.</i>
					<i>NonContract:</i>	\$0	\$0	<i>\$9,076</i>
					<i>Other:</i>	\$0	\$0	
					<i>Budget Transfer:</i>	\$0	\$0	
Ste. Genevieve	55	2121655	4/2013	Job Order Contracting for pavement improvements (concrete only) from Rte. 32 in Ste. Genevieve County to Rte. 60 in Scott County, and all of I-57 in Mississippi County.	\$136	\$412	202.94%	
					<i>PE:</i>	\$2	\$0	\$ Difference
					<i>CE Inc:</i>	\$9	\$7	\$276
					<i>CN:</i>	\$125	\$404	
					<i>RW Inc:</i>	\$0	\$0	
					<i>RW:</i>	\$0	\$0	<i>CN Award</i>
					<i>Utilities:</i>	\$0	\$0	<i>Cost + Cont.</i>
					<i>NonContract:</i>	\$0	\$0	<i>\$125</i>
					<i>Other:</i>	\$0	\$0	
					<i>Budget Transfer:</i>	\$0	\$0	

Program Estimates Compared to Costs of Projects Completed SFY 2016
RSMo.21.795.2(5,6)

(Dollars in Thousands)

County	Route	Job Number	SFY Award Date	Description of Improvement / Location	Estimate	Cost to Complete	Percent Difference	
Ste. Genevieve	55	2I2166T	3/2014	Job Order Contracting for pavement repair (asphalt) from the Jefferson County line to Rte. 60 in Scott County, and all of I-57 in Mississippi County.	\$136	\$0	-100.00%	
					<i>PE:</i>	\$2	\$0	\$ Difference
					<i>CE Inc:</i>	\$9	\$0	-\$136
					<i>CN:</i>	\$125	\$0	
					<i>RW Inc:</i>	\$0	\$0	
					<i>RW:</i>	\$0	\$0	<i>CN Award</i>
					<i>Utilities:</i>	\$0	\$0	<i>Cost + Cont.</i>
					<i>NonContract:</i>	\$0	\$0	<i>\$125</i>
					<i>Other:</i>	\$0	\$0	
					<i>Budget Transfer:</i>	\$0	\$0	
Stoddard	114	9S3054	6/2014	Pavement improvements from Rte. 25 to Rte. 60 and on city streets in Dexter. \$85,600 STP-U and \$21,400 Dexter funds.	\$4,246	\$3,394	-20.07%	
					<i>PE:</i>	\$40	\$48	\$ Difference
					<i>CE Inc:</i>	\$270	\$276	-\$852
					<i>CN:</i>	\$3,936	\$3,070	
					<i>RW Inc:</i>	\$0	\$0	
					<i>RW:</i>	\$0	\$0	<i>CN Award</i>
					<i>Utilities:</i>	\$0	\$0	<i>Cost + Cont.</i>
					<i>NonContract:</i>	\$0	\$0	<i>\$3,330</i>
					<i>Other:</i>	\$0	\$0	
					<i>Budget Transfer:</i>	\$0	\$0	
Stoddard	60	9P3095	6/2014	Improve intersections at Stoddard County Road 785 and Rtes. 60 and 114. \$479,264 Economic Development and \$63,000 Stoddard County funds.	\$621	\$662	6.60%	
					<i>PE:</i>	\$42	\$71	\$ Difference
					<i>CE Inc:</i>	\$37	\$15	\$41
					<i>CN:</i>	\$542	\$576	
					<i>RW Inc:</i>	\$0	\$0	
					<i>RW:</i>	\$0	\$0	<i>CN Award</i>
					<i>Utilities:</i>	\$0	\$0	<i>Cost + Cont.</i>
					<i>NonContract:</i>	\$0	\$0	<i>\$564</i>
					<i>Other:</i>	\$0	\$0	
					<i>Budget Transfer:</i>	\$0	\$0	

Program Estimates Compared to Costs of Projects Completed SFY 2016
RSMo.21.795.2(5,6)

(Dollars in Thousands)

County	Route	Job Number	SFY Award Date	Description of Improvement / Location	Estimate	Cost to Complete	Percent Difference
Stoddard	AF	9S3052	2/2014	Pavement improvements from the beginning of state maintenance to Rte. 25. * The cost estimate deviated from the actual cost due to changing conditions after the estimate was established and lower than expected inspection costs.	\$349	\$242	-30.66%
					<i>PE:</i> \$3	\$0	\$ Difference
					<i>CE Inc:</i> \$22	\$3	-\$107
					<i>CN:</i> \$324	\$239	
					<i>RW Inc:</i> \$0	\$0	
					<i>RW:</i> \$0	\$0	<i>CN Award</i>
					<i>Utilities:</i> \$0	\$0	<i>Cost + Cont.</i>
					<i>NonContract:</i> \$0	\$0	<i>\$246</i>
					<i>Other:</i> \$0	\$0	
					<i>Budget Transfer:</i> \$0	\$0	
Stoddard	E	9S3041	2/2014	Pavement improvements from Rte. 25 in Bloomfield to Rte. N. * The project cost to complete was within +/- 10 percent of the estimate.	\$551	\$565	2.54%
					<i>PE:</i> \$5	\$0	\$ Difference
					<i>CE Inc:</i> \$35	\$63	\$14
					<i>CN:</i> \$511	\$502	
					<i>RW Inc:</i> \$0	\$0	
					<i>RW:</i> \$0	\$0	<i>CN Award</i>
					<i>Utilities:</i> \$0	\$0	<i>Cost + Cont.</i>
					<i>NonContract:</i> \$0	\$0	<i>\$548</i>
					<i>Other:</i> \$0	\$0	
					<i>Budget Transfer:</i> \$0	\$0	
Stoddard	J	9S3023	0/2015	Payment to Bloomfield for ADA improvements. \$122,000 Statewide Transportation Enhancement funds (SRTS INF H31H102). * The cost estimate deviated from the actual cost due to changing conditions after the estimate was established and lower than expected engineering costs.	\$167	\$142	-14.97%
					<i>PE:</i> \$3	\$0	\$ Difference
					<i>CE Inc:</i> \$11	\$0	-\$25
					<i>CN:</i> \$153	\$142	
					<i>RW Inc:</i> \$0	\$0	
					<i>RW:</i> \$0	\$0	<i>CN Award</i>
					<i>Utilities:</i> \$0	\$0	<i>Cost + Cont. \$0</i>
					<i>NonContract:</i> \$0	\$0	
					<i>Other:</i> \$0	\$0	
					<i>Budget Transfer:</i> \$0	\$0	

Program Estimates Compared to Costs of Projects Completed SFY 2016
RSMo.21.795.2(5,6)

(Dollars in Thousands)

County	Route	Job Number	SFY Award Date	Description of Improvement / Location	Estimate	Cost to Complete	Percent Difference	
Stoddard	Z	9P2245C	2/2014	Pavement improvements from Rte. 25 to Rte. 153.	\$643	\$573	-10.89%	
					<i>PE:</i>	\$6	\$0	\$ Difference
					<i>CE Inc:</i>	\$41	\$30	-\$70
					<i>CN:</i>	\$596	\$542	
					<i>RW Inc:</i>	\$0	\$0	
					<i>RW:</i>	\$0	\$0	<i>CN Award</i>
					<i>Utilities:</i>	\$0	\$0	<i>Cost + Cont.</i>
					<i>NonContract:</i>	\$0	\$0	<i>\$546</i>
					<i>Other:</i>	\$0	\$0	
					<i>Budget Transfer:</i>		\$0	
Various	Various	9P2217	3/2014	ADA improvements at various locations in various counties in the Southeast District.	\$284	\$634	123.24%	
					<i>PE:</i>	\$11	\$120	\$ Difference
					<i>CE Inc:</i>	\$18	\$10	\$350
					<i>CN:</i>	\$255	\$504	
					<i>RW Inc:</i>	\$0	\$0	
					<i>RW:</i>	\$0	\$0	<i>CN Award</i>
					<i>Utilities:</i>	\$0	\$0	<i>Cost + Cont.</i>
					<i>NonContract:</i>	\$0	\$0	<i>\$534</i>
					<i>Other:</i>	\$0	\$0	
					<i>Budget Transfer:</i>		\$0	
Various	Various	9P2264S	2/2014	Signing and striping improvements at various intersections in the Southeast District. Open Container funds.	\$310	\$154	-50.32%	
					<i>PE:</i>	\$3	\$0	\$ Difference
					<i>CE Inc:</i>	\$20	\$41	-\$156
					<i>CN:</i>	\$287	\$113	
					<i>RW Inc:</i>	\$0	\$0	
					<i>RW:</i>	\$0	\$0	<i>CN Award</i>
					<i>Utilities:</i>	\$0	\$0	<i>Cost + Cont.</i>
					<i>NonContract:</i>	\$0	\$0	<i>\$119</i>
					<i>Other:</i>	\$0	\$0	
					<i>Budget Transfer:</i>		\$0	

Program Estimates Compared to Costs of Projects Completed SFY 2016
RSMo.21.795.2(5,6)

(Dollars in Thousands)

County	Route	Job Number	SFY Award Date	Description of Improvement / Location	Estimate	Cost to Complete	Percent Difference
Various	Various	9P3009	6/2013	Job Order Contracting for guard cable and guardrail repair throughout the Southeast District. * The cost estimate deviated from the actual cost due to this being a Job Order Contract that was extended for a maximum two year term and higher than expected guard cable and guardrail repair needs.	\$272	\$843	209.93%
					<i>PE:</i> \$5	\$0	\$ Difference
					<i>CE Inc:</i> \$17	\$87	\$571
					<i>CN:</i> \$250	\$756	
					<i>RW Inc:</i> \$0	\$0	
					<i>RW:</i> \$0	\$0	<i>CN Award</i>
					<i>Utilities:</i> \$0	\$0	<i>Cost + Cont.</i>
					<i>NonContract:</i> \$0	\$0	<i>\$250</i>
					<i>Other:</i> \$0	\$0	
					<i>Budget Transfer:</i> \$0	\$0	
Various	Various	9P3096	0/2015	On-call work zone enforcement at various locations in the Southeast District. * The cost estimate deviated from the actual cost due to this being an on-call work zone enforcement project. The need for enforcement was higher than estimated.	\$25	\$42	68.00%
					<i>PE:</i> \$0	\$0	\$ Difference
					<i>CE Inc:</i> \$0	\$0	\$17
					<i>CN:</i> \$0	\$0	
					<i>RW Inc:</i> \$0	\$0	
					<i>RW:</i> \$0	\$0	<i>CN Award</i>
					<i>Utilities:</i> \$0	\$0	<i>Cost + Cont. \$0</i>
					<i>NonContract:</i> \$25	\$42	
					<i>Other:</i> \$0	\$0	
					<i>Budget Transfer:</i> \$0	\$0	
Wayne	A	9S3014R	3/2015	Pavement improvements from Rte. 49 to Rte. 67. * The project cost to complete was within +/- 10 percent of the estimate.	\$639	\$630	-1.41%
					<i>PE:</i> \$5	\$0	\$ Difference
					<i>CE Inc:</i> \$41	\$95	-\$9
					<i>CN:</i> \$593	\$534	
					<i>RW Inc:</i> \$0	\$0	
					<i>RW:</i> \$0	\$0	<i>CN Award</i>
					<i>Utilities:</i> \$0	\$0	<i>Cost + Cont.</i>
					<i>NonContract:</i> \$0	\$0	<i>\$560</i>
					<i>Other:</i> \$0	\$0	
					<i>Budget Transfer:</i> \$0	\$0	

Program Estimates Compared to Costs of Projects Completed SFY 2016
RSMo.21.795.2(5,6)

(Dollars in Thousands)

County	Route	Job Number	SFY Award Date	Description of Improvement / Location	Estimate	Cost to Complete	Percent Difference
Wright	60	8P2393	12/2013	Signal and interchange ramp improvements at Rte. 95 in Mountain Grove.	\$1,046	\$1,285	22.85%
		Completion 10/6/2015	Reason(s):	* The cost estimate deviated from the actual cost due to additional requirements after estimates were established, changes made to project during construction and higher than expected design cost.	<i>PE:</i> \$83 <i>CE Inc:</i> \$147 <i>CN:</i> \$816 <i>RW Inc:</i> \$0 <i>RW:</i> \$0 <i>Utilities:</i> \$0 <i>NonContract:</i> \$0 <i>Other:</i> \$0 <i>Budget Transfer:</i> \$0	\$145 \$32 \$1,108 \$0 \$0 \$0 \$0 \$0	\$ Difference \$239 <i>CN Award</i> <i>Cost + Cont.</i> <i>\$970</i>

Program Estimates Compared to Costs of Projects Completed SFY 2016
RSMo.21.795.2(5,6)

(Dollars in Thousands)

	Estimate	Cost to Complete	Percent Difference
Total for Projects Completed in SFY 2016 :	\$1,094,935	\$1,065,982	-2.64%
			\$ Difference
			-\$28,953

Total Number Completed Projects: 514

Estimate: The sum of preliminary engineering, construction estimate, construction engineering, construction contingencies, right of way incidentals, right of way acquired, utilities and noncontractual costs. This is from the EST_TOT field in the TMS_STIP_ALLJOBS_CURR database view.

Cost to Complete: The ACTUAL cost spent on a project consisting of the construction, construction engineering, preliminary engineering (internal and external), right of way incidentals, utilities and noncontractuals. This is from the TOTAL field in the TMS_PRJ_ACTL_COST_TOT database view.

CN Award Cost: This is the construction award cost (contractor's bid) that was approved by the Commission plus the programmed construction contingency.

PE: Preliminary Engineering (PRE_ENG)

CN Inc: Construction Estimated Incidentals: [TMS_STIP_ALLJOBS_CURR]![CN_ENG]; **RW Inc:** Right of Way Incidentals: [TMS_STIP_ALLJOBS_CURR]![RW_INC]

RW: Right of way acquisition (RW_ACQ)

CN: Estimated Const ([TMS_STIP_ALLJOBS_CURR]![CN_EST])+nz([TMS_STIP_ALLJOBS_CURR]![CN_CONTIG])

Utilities: =Iif([SFY]>2002,[[TMS_STIP_ALLJOBS_CURR].[UTILITIES],0)

NonContractuals: =Iif([SFY]>2002,[[TMS_STIP_ALLJOBS_CURR].[Noncontrac],0)

Note: This total has been reconciled to the financial statements prepared in conformity with accounting principles generally accepted in the United States of America. These financial statements have been audited by BKD.

Note: Estimates include actual right of way spent for jobs without programmed right of way.

Program Estimates Compared to Costs of Projects Completed in SFY 2016
RSMo 21.795.25(6)

AVIATION							
County	Airport	Project No.	Award Year	Project Description	STIP Estimate	Cost to Complete	Percentage Difference
Dallas	Buffalo	AIR 146-089A	2015	Airfield Pavement Maintenance	\$78,300	\$83,681	7%
Livingston	Chillicothe	AIR 166-015A	2015	Land Acquisition Reason: Settlement reached for less than anticipated	\$405,000	\$365,534	-10%
Crawford	Cuba	AIR 126-59A	2012	Land Acquisition Reason: Settlement reached for less than anticipated	\$75,000	\$63,900	-15%
Madison	Fredericktown	13-069A-1	2013	Airfield Pavement Maintenance Reason: Received competitive bids	\$1,305,000	\$1,060,853	-19%
Camden	Grand Glaize	13-045A-1	2013	Land Acquisition and Building Demolition	\$616,391	\$567,581	-8%
Gasconade	Hermann	AIR 146-055A	2015	Airfield Pavement Maintenance Reason: Received competitive bids	\$171,000	\$91,522	-46%
Adair	Kirksville	14-028A-1	2014	Runway Lighting Improvements	\$593,725	\$621,776	5%
Lincoln	Lincoln County	AIR 076-53A	2007	Airport Feasibility and Site Selection Study, Airport Master Plan Reason: Study cost less than anticipated	\$180,000	\$126,450	-30%
Lincoln	Lincoln County	AIR 096-53A	2009	Airport Master Plan Reason: Study cost less than anticipated	\$171,000	\$97,900	-43%
Mississippi	Mississippi County (Charleston)	AIR 136-078A	2013	Airfield Lighting Improvements Reason: Received competitive bids	\$477,000	\$413,338	-13%
St. Louis	Saint Louis (Spirit)	15-113A-2/AIR 156-113A-1	2015	Land Acquisition	\$4,500,000	\$4,448,316	-1%
Greene	Springfield-Bransford	AIR 126-092A1	2012	Construct General Aviation Apron	\$5,175,000	\$5,078,648	-2%
AVIATION TOTALS:					\$13,264,116	\$12,570,284	-5%

RAIL							
County	DOT#	URO Case No.	Award Year	Project Description	STIP Estimate	Cost to Complete	Percentage Difference
Adair	005 081U	13-111	2014	Install new lights and gates Reason: Cost to complete was within +/- 10	\$200,000	\$199,919	0%
Marion	063 536E	14-22	2015	Install new lights and gates Reason: Actual cost lower because RR was able to reuse existing signal masts	\$200,000	\$56,215	-72%
Holt	070 158D	11-40	2013	Install new lights, gates and surfaces Reason: Scope of work changed to include	\$200,000	\$311,228	56%
Monroe	072 697Y	13-85	2013	Install new lights, gates and surface Reason: Cost to complete was within +/- 10 percent of the estimate.	\$200,000	\$184,423	-8%
Audrain	293 347S	13-77	2014	Install new lights and gates Reason: Cost to complete was within +/- 10 percent of the estimate.	\$144,000	\$152,457	6%

Program Estimates Compared to Costs of Projects Completed in SFY 2016
RSMo 21.795.25(6)

Audrain	293 349F	13-76	2014	Install new lights and gates, surface and roadway improvements Reason: Scope of work changed to include surface	\$144,000	\$231,209	61%
Howard	293 423H	13-75	2013	Upgrade lights from incandescent to LEDs, install new surface Reason: Actual cost lower	\$200,000	\$93,748	-53%
Lafayette	293 556A	13-34	2014	Install new lights, gates and cantilevers Reason: Cost to complete was within +/- 10 percent of the estimate.	\$200,000	\$204,595	2%
Lafayette	293 565Y	13-74	2014	Install new lights and gates Reason: Cost to complete was within +/- 10 percent of the estimate.	\$200,000	\$189,461	-5%
Bates	329 876F	13-41	2013	Install new lights, gates and cantilevers Reason: Actual cost higher	\$200,000	\$270,168	35%
Bates	329 904G	13-73	2013	Install new lights and gates Reason: Actual cost higher	\$200,000	\$226,574	13%
Vernon	329 929C	13-43	2013	Install new lights and gates Reason: Actual cost lower	\$200,000	\$171,558	-14%
Vernon	329 937U	13-72	2013	Install new lights and gates Reason: Actual cost lower	\$200,000	\$303,527	52%
Vernon	329 956Y	13-44	2013	Install new lights, gates and cantilevers Reason: Actual cost lower	\$200,000	\$257,333	29%
Barton	329 981G	13-46	2013	Install new lights and gates Reason: Actual cost higher	\$200,000	\$287,213	44%
McDonald	330 153N	14-8	2014	Install new lights and gates Reason: Actual cost lower	\$200,000	\$152,547	-24%
McDonald	330 155C	13-71	2014	Install new lights, gates and cantilevers Reason: Scope of work changed to include second cantilever and curbing	\$200,000	\$317,503	59%
McDonald	330 156J	13-50	3025	Install new lights and gates Reason: Actual cost lower	\$200,000	\$177,943	-11%
St. Louis City	424 787X	13-132	2015	Install new lights and gates Reason: Actual cost lower	\$100,000	\$75,150	-25%
St. Louis City	424 792U	13-133	2015	Install new lights and gates Reason: Actual cost lower	\$100,000	\$82,542	-17%
St. Louis City	424 793B	13-134	2015	Install new lights and gates Reason: Actual cost lower	\$100,000	\$72,445	-28%
St. Louis City	424 855W	14-7	2015	Install new lights and gates Reason: Actual cost lower	\$200,000	\$142,499	-29%
St. Louis City	424 862G	13-136	2015	Install new lights and gates Reason: Actual cost higher	\$100,000	\$111,416	11%
St. Louis City	424 863N	13-137	2015	Install new lights and gates Reason: Cost to complete was within +/- 10 percent of the estimate.	\$100,000	\$95,580	-4%
St. Louis City	424 866J	13-138	2015	Install new lights and gates Reason: Actual cost lower	\$100,000	\$87,058	-13%

Program Estimates Compared to Costs of Projects Completed in SFY 2016
RSMo 21.795.25(6)

Johnson	442 064G	11-23	2015	Permanently close crossing Reason: STIP estimate includes Railroad's contribution to effect closure	\$205,000	\$120,000	-41%
Cass	443 025U	10-19	2011	Install new lights, gates and surface Reason: Cost to complete was within +/- 10 percent of the estimate.	\$200,000	\$219,860	10%
Wayne	446 037Y	13-52	2014	Install new lights, gates, cantilevers and surface; roadway improvements at crossing Reason: Scope of work changed to include cantilevers and roadway improvements	\$200,000	\$349,585	75%
Butler	446 318H	13-1	2013	Install new lights, gates and cantilever Reason: Scope of work changed to include	\$250,000	\$484,825	94%
St. Francois	446 448E	13-119	2014	Install new lights and gates Reason: Actual cost higher	\$200,000	\$278,183	39%
Boone	480 800J	10-36	2013	Upgrade lights from incandescent to LEDs, install Reason: Actual cost lower	\$175,000	\$129,018	-26%
Montgomery	483 617N	10-77	2014	Install new lights and gates Reason: Cost to complete was within +/- 10	\$200,000	\$202,334	1%
Ray	483 837J	13-95	2014	Install new lights and gates Reason: Cost to complete was within +/- 10 percent of the estimate.	\$150,000	\$139,619	-7%
Grundy	605 674T	15-31	2016	Permanently close crossing Reason: Cost to complete was within +/- 10 percent of the estimate.	\$100,000	\$100,000	0%
Jefferson	663 876X	13-105	2014	Install new lights, gates, cantilever and surface Reason: Cost to complete was within +/- 10 percent of the estimate.	\$200,000	\$203,437	2%
St. Genevieve	663 928M	13-87	2014	Upgrade lights from incandescent to LEDs, install new crossing surfaces Reason: Actual cost lower	\$150,000	\$84,017	-44%
Pemiscot	665 542W	13-81	2014	Install new lights, gates and surface Reason: Scope of work changed to include surface	\$200,000	\$382,038	91%
New Madrid	665 580F	13-82	2014	Install new lights, gates and surface Reason: Cost to complete was within +/- 10 percent of the estimate.	\$200,000	\$185,386	-7%
Scott	665 634J	13-83	2014	Install new lights, gates and surface Reason: Actual cost higher	\$200,000	\$225,281	13%
Scott	665 641U	10-66	2012	Install new lights and gates; roadway improvements Reason: Scope of work changed to include improvements to roadway approaches	\$200,000	\$333,983	67%
Greene	667 612R	14-31	2015	Construct grade separation to replace existing at-grade crossing Reason: Cost to complete was within +/- 10 percent of the estimate.	\$2,500,000	\$2,317,370	-7%

Program Estimates Compared to Costs of Projects Completed in SFY 2016
RSMo 21.795.25(6)

Wright	667 694A	13-106	2015	Permanently close crossing Reason: Scope of work changed from signal upgrade to permanent closure	\$200,000	\$30,000	-85%
Oregon	667 813G	12-11	2012	Install new lights, gates, cantilevers and surface Reason: Scope of work changed to include surface and relocation of cantilever	\$200,000	\$374,365	87%
Newton	668 373W	13-130	2014	Install new lights, gates, cantilevers and surface; roadway improvements at crossing Reason: Actual cost higher	\$200,000	\$331,147	66%
Newton	668 384J	13-121	2014	Install new lights, gates and surface Reason: Scope of work changed to include surface	\$200,000	\$332,748	66%
Newton	668 400R	13-122	2014	Install new lights, gates and surface Reason: Actual cost higher	\$200,000	\$227,078	14%
Jasper	669 557A	09-40A	2013	Roadway improvements at crossing Reason: Actual cost lower	\$100,000	\$20,000	-80%
Jasper	672 795W	13-48	2014	Install new crossbucks with yield signs and new surface Reason: Actual cost higher	\$25,000	\$48,802	95%
Pulaski	673 042U	11-52	2013	Install new lights, gates and surface Reason: Cost to complete was within +/- 10 percent of the estimate.	\$200,000	\$215,339	8%
Laclede	673 163S	09-65	2015	Install new lights, gates, cantilevers and surface; realign roadway Reason: Cost to complete was within +/- 10 percent of the estimate.	\$300,000	\$325,408	8%
Laclede	673 195X	13-37	2013	Install new lights, gates and surfaces Reason: Actual cost higher	\$200,000	\$252,418	26%
Laclede	673 164Y	14-24	2015	Permanently close crossing Reason: Cost to complete was within +/- 10 percent of the estimate.	\$10,000	\$10,000	0%
Lawrence	673 307U	07-0027	2014	Install new lights and gates Reason: Actual cost lower	\$200,000	\$140,636	-30%
Lawrence	673 308B	07-0028	2015	Permanently close crossing Reason: Actual cost higher	\$50,000	\$75,000	50%
Stoddard	788 956M	13-107	2014	Install new lights and gates Reason: Actual cost higher	\$200,000	\$228,375	14%
Various	Various	13-66	2015	Upgrade lights from incandescent to LEDs at all MNA Railroad active public crossings in state Reason: Cost to complete was within +/- 10 percent of the estimate.	\$212,000	\$208,881	-1%
Various	Various	14-2	2014	Install stop-yield and ENS signs at all Union Pacific Railroad passive crossings in state Reason: Actual cost lower	\$100,000	\$21,032	-79%

Program Estimates Compared to Costs of Projects Completed in SFY 2016
RSMo 21.795.25(6)

Various	Various	14-11	2014	Install crossbuck, stop-yield and ENS signs at all Kansas City Southern Railway passive crossings in state Reason: Actual cost higher	\$100,000	\$111,896	12%
RAIL TOTALS					\$12,315,000	\$13,162,371	7%

TRANSIT							
County	Transit Agency	Project / Purchase	Award Year	Project Description	STIP Estimate	Cost to Complete (*)	Percentage Difference
Howell	City of West Plains	MO-04-0127	2015	City of West Plains Transit Facility	\$434,300	\$434,300	0%
TRANSIT TOTALS					\$434,300	\$434,300	0%

WATERWAYS							
County	Port Authority	Project / Purchase	Award Year	Project Description	STIP Estimate	Cost to Complete (*)	Percentage Difference
Jefferson	Jefferson County Port Authority	WCI15000071	2015	Property acquisition	\$485,000	\$485,000	0%
Jackson	Port Authority of Kansas City	WCI15000011	2015	Rail connection and repair	\$579,672	\$579,672	0%
Lewis	Lewis County Regional Port	WCI15000161	2015	Terminal improvements	\$49,664	\$49,664	0%
Mississippi	Mississippi County Port Authority	WCI15000091	2015	Ferry improvements	\$31,040	\$31,040	0%
Ste. Genevieve	New Bourbon Regional Port Authority	WCI15000121	2015	Access road improvements	\$194,000	\$194,000	0%
New Madrid	New Madrid County Port Authority	WCI15000101	2015	Property acquisition	\$579,672	\$579,672	0%
Scott	Southeast Missouri Regional Port Authority	WCI15000141	2015	Rail improvements	\$411,280	\$411,280	0%
Buchanan	St. Joseph Regional Port Authority	WCI1500081	2015	Terminal improvements	\$579,672	\$579,672	0%
WATERWAYS TOTALS					\$2,910,000	\$2,910,000	0%

Program Estimates Compared to Costs of Projects Completed in SFY 2016
RSMo 21.795.25(6)

FREIGHT							
County	Entity	Project/Purchase No.	Award Year	Project Description	STIP Estimate	Cost to Complete (*)	Percentage Difference
Greene	BNSF RR	FRE15000501	2015	Switch and track improvements	\$261,000	\$261,000	0%
St. Louis City	City of St. Louis Port Authority	FRE15000051	2015	North dock repairs	\$389,000	\$389,000	0%
Freight TOTALS					\$650,000	\$650,000	0%
AVIATION				AVIATION TOTALS	\$13,264,116	\$12,570,284	-5%
RAIL				RAIL TOTALS	\$12,315,000	\$13,162,371	7%
TRANSIT				TRANSIT TOTALS	\$434,300	\$434,300	0%
WATERWAYS				WATERWAYS TOTALS	\$2,910,000	\$2,910,000	0%
FREIGHT				FREIGHT TOTAL	\$650,000	\$650,000	0%
DIVISION TOTALS					\$29,573,416	\$29,726,955	1%

Recommendations for Statutory or Regulatory Changes

21.795. 2(7) RSMo

The information in this section is in accordance with the following section of the reporting statute. "Specific recommendations for any statutory or regulatory changes necessary for the efficient and effective operation of the department;..." Section 21.795.2(7)

At its September 1, 2016 meeting, the Missouri Highways and Transportation Commission approved recommending statutory or regulatory changes for 2017 as follows:

Safety

Prohibit the Use of Hand-Held Electronic Communication Devices While Driving

Missouri's current law, passed in 2009, prohibits drivers 21 years of age and under from using a hand held electronic communication devices for text messaging and other electronic messaging while driving. The proposed legislation would prohibit all drivers from using a hand held electronic communication device to read, compose, view or post any electronic message, or initiate, receive or conduct a cell phone conversation.

Clean-up Legislation on the Use of Lighting on MoDOT Vehicles

In 2016, the Missouri General Assembly passed and Gov. Nixon signed into law SB 732 which included a provision that would limit the use of lights on MoDOT vehicles and equipment. The change in statute only allows fixed, flashing or rotating amber or white lights to be used on MoDOT vehicles that are stationary in a work zone and when highway workers are present.

Primary Enforcement of Seat Belt Law

Missouri's statewide law is known as a secondary enforcement law with regard to wearing a seat belt. A law enforcement officer must have stopped a driver for some other violation in order to also cite the driver for not wearing their seat belt. The proposed legislation will allow a law enforcement officer to stop a driver solely for failure to wear their seat belt if the violation is clearly visible to the officer.

Innovations

Commercial Motor Vehicle Platooning Pilot

Legislation would authorize a pilot project involving platooning of commercial motor vehicles. Platooning is a wireless connectivity between trucks that would allow for the second truck to follow at a close distance for better fuel economy and safety. Current state laws relating to commercial motor vehicles would remain intact.

This provision was passed in the 2016 legislative session in HB 1733 but vetoed by Gov. Jay Nixon stating in his veto letter that the reliability of the technology remained unproven.

Federal Mandate/Cleanup

Increased Weights for Certain Vehicles

As result of the passage of the 2015 federal transportation reauthorization act, known as ***Fixing America's Surface Transportation Act*** (FAST Act), some changes to Missouri's motor carrier laws are now required in order to follow suit. By not adopting these federal provisions could result in a withholding of seven percent (or approximately \$62 million) of Federal Highway Funds for not having an adequate certification as determined by the USDOT Secretary of Transportation.

Two changes, specifically, that need to be addressed include increasing the allowable lengthen of an automobile transporter from 75 to 80 feet and towaway trailer transporters to 82 feet; and increasing the interstate weight of tractor-trailer formations to 82,000 lbs. from 80,000 lbs. for vehicles operated by an engine fueled primarily with natural gas.

In addition, the commission and department stand ready to assist members of the Missouri General Assembly to promote transportation-related policies that benefit Missouri's traveling public.

Expenditures by Source of Funds by District **RSMo 21.795.2(8)**

The information in this section is in accordance with the following section of the reporting statute. *"(8) An accounting of the total amount of state, federal and earmarked federal highway funds expended in each district of the department of transportation; and..."*Section 21.795.2(8), RSMo Supp. 2009.

The Missouri Department of Transportation (MoDOT) is divided into seven districts that cover the state and work closely with local organizations to provide transportation improvements. The Central Office, located in Jefferson City, provides management of statewide issues as well as general guidance, support, and leadership. Districts handle the details of local expenditures and are held accountable for results. Cash expenditures of state and federal highway funds by the department totaled \$1.79 billion in fiscal year 2016. This does not include expenditures by other state agencies.

EXPENDITURES BY SOURCE OF FUNDS BY DISTRICT

The FY16 expenditures by source of funds by District was prepared from the department's cash expenditures.

**FISCAL YEAR 2016 EXPENDITURES BY SOURCE OF FUNDS BY DISTRICT
TOTAL AMOUNT OF STATE, FEDERAL AND EARMARKED FEDERAL
HIGHWAY FUNDS EXPENDED IN EACH DISTRICT**

RSMo. 21.795.2(8)

District	Total	State Funds	Federal Funds	*Earmarked Federal Funds
Northwest	\$ 106,099	\$ 58,270	\$ 47,829	\$ 9,427
Northeast	96,337	51,744	44,593	6,043
Kansas City	263,182	119,460	143,722	27,892
Central	150,377	81,347	69,030	6,231
St. Louis	306,197	64,296	241,901	65,034
Southwest	247,689	82,118	165,571	27,203
Southeast	177,467	82,887	94,580	15,734
Central Office**	439,419	418,802	20,617	12,997
Total	\$ 1,786,767	\$ 958,924	\$ 827,843	\$ 170,561

*These funds are allocated for local transportation programs and are included in federal funds.

**Funds expended by Central Office Divisions in support of, but not directly allocable to the Districts:

- System Delivery	44,155
- System Facilitation	77,343
- Organizational Support	11,994
- Escrow Refunds	3,653
- Retiree Medical State Share	14,824
- Bond and Accelerated Program Debt Service	<u>287,450</u>
Central Office Total	<u>\$ 439,419</u>

Design-Build Projects Progress in FY 2016

Introduction

The information in this section is in accordance with the following section of the reporting statute.

Information in this section provides the progress on design-build projects currently in progress. As per Sec. 227.107, RSMo, MoDOT was given the authority for three pilot projects using the design-build project delivery technique: The New I-64, kcICON, and the Safe & Sound Bridge Improvement Program.

Subsequently, the statute was amended to give MoDOT the opportunity to enter into design-build contracts on no more than two percent of the total number of all state highway system projects awarded to contracts for construction from projects listed in the commission's approved statewide transportation improvement project for that state fiscal year.

Design-build is a delivery method that includes hiring one contracting team to complete the design work and build the highway improvement under one contract. MoDOT provides the project goals, budget and schedule and the contractor team completes the work. This technique has been used by other departments of transportation around the country and has been known to significantly save time and provide cost savings.

The New I-64 -- St. Louis

COMPLETED

This project – the largest, single highway construction project in MoDOT history – involved rebuilding 10 miles of Interstate 64 from west of Spoeede Road in St. Louis County to Kingshighway Boulevard in St. Louis City, including about one-half mile of I-170 as it approaches the I-170/I-64 interchange. The \$535 million project was completed on Dec. 7, 2009 – three weeks early and \$11 million under budget.

kcICON – Kansas City

COMPLETED

The kcICON design-build project improved 4.7 miles of Interstate 29/35 in Kansas City from just north of Route 210 (Armour Road) to the northeast corner of the downtown Kansas City, MO. Freeway loop. The project included the replacement of the Paseo Bridge with a landmark Missouri River crossing – the new Christopher S. Bond Bridge. The project was completed in December 2010, on budget and six months ahead of schedule.

Safe & Sound Bridge Improvement Program -- Statewide

COMPLETED

More than 800 of Missouri's worst bridges were repaired or replaced under the Safe & Sound Bridge Improvement Program, which was completed in November 2012 – under its \$685 million budget and 14 months ahead of schedule.

Route 364 Upgrade Phase 3 -- St. Louis

COMPLETED

In February 2013, the Missouri Highways and Transportation Commission selected the Page Constructors joint venture team as the design-build contractor to complete the final phase of Route 364 (Page Avenue). The \$118 million project to extend Route 364 from the end of Page Phase 2 at Route 94 and Mid Rivers Mall Drive to I-64/US Route 40/61 at Route N. Construction began in May 2013 and was completed in the fall of November 2014. The cost of the project was shared by MoDOT, St. Charles County and local municipalities.

I-64 Daniel Boone Bridge over the Missouri River – St. Louis COMPLETED

In July 2012, the Missouri Highways and Transportation Commission selected the Walsh-Alberici joint venture team as the design-build contractor for the new I-64 Daniel Boone Bridge. The \$125 million project will build a new bridge to replace the 80-year old westbound bridge, and will also include removal of the 1935 existing westbound bridge, and build a new Chesterfield Airport Road interchange including connecting the North Outer Road to the westbound I-64 on ramp. The project will build a continuous westbound fourth lane from the Chesterfield Airport Road entrance ramp westbound to the Route 94 exit ramp. It will also add a shared use path on the new eastbound bridge connecting the KATY trail to the Monarch Levee Trail. Construction began in January 2013 with completion scheduled for December 2015.

I-70 Bridges over Manchester Trafficway – Kansas City COMPLETED

In July 2013, The Missouri Highways and Transportation Commission selected the Clarkson Construction Company and HNTB team as the design-build contractor for the Manchester Bridge Project. MoDOT replaced the I-70 bridges over Manchester Trafficway, the Blue River and the adjacent rail yard. As part of the project, the historic through-tied arch Route 40 bridge over the Blue River just north of I-70 was also replaced. Construction on the \$65 million design-build project began in February 2014 and was completed in late 2015.

Project Freeway: U.S. 60 Rogersville -- Southwest

In June 2014, the Missouri Highways and Transportation Commission selected Ozark Regional Road Constructors (Radmacher Brothers Excavating Company, Inc., Reynolds, Smith & Hills, Inc., CFS Engineers, Palmerton & Parrish, Inc., TREKK Design Group, LLC, and Hg Consult, Inc.) as the design-build contractor for Project Freeway. The \$27 million project will improve safety and move traffic more efficiently along the U.S. Route 60 corridor in Rogersville by eliminating at-grade intersections and eliminating the traffic signals at the west junction of Business Route 60 and Route B/VV with U.S. Route 60. Construction began in September 2014 and is expected to be completed by December 2016.

U.S. Route 69 Bridges – Kansas City

In July 2014, the Missouri Highways and Transportation Commission selected the American Bridge Company and Garver team as the design-build contractor for the U.S. Route 69 Bridges project. The \$79 million project will replace two bridges over the Missouri River between Platte County, Missouri and Wyandotte County, Kansas. The southbound bridge, commonly referred to as the Fairfax Bridge, was built in 1933. The

northbound bridge, commonly referred to as the Platte Purchase Bridge, was built in 1957. Construction began in Fall 2014 and the project is scheduled to be completed by June 2017.

Interstate 70 Bridges – Central

COMPLETED

In June 2015, the Missouri Highways and Transportation Commission selected Emery Sapp and Sons and the Parsons Transportation Group as the design-build contractor for the Columbia I-70 Bridges project. The \$18 million project replaced three bridges over local streets in Columbia at Business Loop 70/West Boulevard, Garth Avenue and Route 763/Rangeline Street. Work began in August 2015 and the project was completed a year later.

Route 141/I-44 – St. Louis

In January 2016, the Missouri Highways and Transportation Commission selected the Pace Construction team, including AECOM Technical Services, Kuesel Excavating Company and the Lochmueller Group, as the design-build contractor for the I-44/Route 141 project in St. Louis. The project will improve connections at the Interstate 44/Route 141 interchange at Route 141 and Vance Road. The \$22 million project also includes pavement improvements throughout the project limits. Construction began in June 2016 and will continue until summer of 2018.

U.S. Route 54 “Champ Clark Bridge” over the Mississippi River – Pike County

This project will build a new bridge over the Mississippi River, connecting Louisiana, Mo., with the state of Illinois. The existing narrow two-lane bridge, built in 1928, is a five-span truss with just a 20-foot deck. The project is expected to cost \$63 million, split evenly between Missouri and Illinois. In 2015, the project received a \$10 million TIGER Discretionary Grant from the U.S. Department of Transportation. Procurement for the project will begin in early 2017, with selection of a design-build contractor expected in July 2017. The bridge is to open to traffic in late 2019.

St. Louis District Safety Project – This project will make roadway safety improvements in St. Charles and Franklin Counties in the St. Louis District. Approximately \$23.8 million is available for this project in the 2017-2021 Statewide Transportation Improvement Program. Procurement for the project will begin in early 2017, with selection of a design-build contractor expected in May 2017. Construction will be completed by Fall 2019.