

Missouri Department of Transportation

David B. Nichols, Director

573.751.2551
Fax: 573.751.6555
1.888.ASK MODOT (275.6636)

December 16, 2013

Dear Members of the Joint Committee on Transportation Oversight:

I'm pleased to present you with the Missouri Department of Transportation's *2013 Report to the Joint Committee on Transportation Oversight*.

This comprehensive account of MoDOT's projects and finances covers July 1, 2012 to June 30, 2013 and demonstrates our commitment to fiscal responsibility and wise use of taxpayer dollars. In addition, the executive summary highlights some of our accomplishments over the past year, provides information on how we have streamlined the department through implementation of the Bolder Five-Year Direction, and discusses the steps we are taking to keep Missouri moving forward.

I look forward to working with you to deliver a safe, affordable and efficient transportation system in Missouri.

Sincerely,



David B. Nichols, P.E.
Director



Our mission is to provide a world-class transportation experience that delights our customers and promotes a prosperous Missouri.

www.modot.org

2013 Report to the Joint Committee On Transportation Oversight

Table of Contents

In Compliance with Revised
Statutes of Missouri 21.795
(Paragraph Reference)

Executive Summary

Statute

1. **Financial Statements** Paragraph (1) (a)-(c)
 - A. **Combined Financial Statements and Schedules with Independent Auditor's Report**
 - B. **Total State & Federal Revenue as proposed in 1992 Plan** Paragraph (1) (d)
2. **Program Changes** Paragraph (2)
 - A. **Criteria for project Prioritization**
 - B. **Reprioritized Projects in the 2013-2017 Highway and Bridge Construction Schedule**
 - C. **Projects Added to the 2013-2017 STIP in FY 2013 or in the 2014-2018 Highway and Bridge Construction Schedule**
3. **Forecast of Planned Expenditures** Paragraph (3)
 - A. **Detailed Work Plan for Five Years (2014-2018 Statewide Transportation Improvement Program)**
 1. **Highway and Bridge Construction Schedule**
 2. **Other Transportation Modes**
 - B. **Proposed Allocation of Expenditures for remainder of 1992 Plan**
4. **Schedule of Funds Expended by Project for Construction Work in Progress FY 2013** Paragraph (4)
- 5 - 6. **Program Estimates Compared to Costs of Projects Completed in 2013** Paragraph (5) & (6)
7. **Recommendations for Statutory or Regulatory Changes** Paragraph (7)
8. **Expenditures by Source of Funds by District** Paragraph (8)
9. **Design-Build Projects Progress in FY 2013** In Compliance with Revised Statutes of Missouri 227.107 Paragraph (16)

2013 Report to the Joint Committee on Transportation Oversight

The Road **AHEAD**



In This Report . . .

The 2013 Report to the Joint Committee on Transportation Oversight provides a comprehensive account of MoDOT's projects and finances from July 1, 2012 to June 30, 2013 and demonstrates our commitment to fiscal responsibility and wise use of taxpayer dollars. In addition to explaining our project planning process, the report lists the projects included in the 2014-2018 Statewide Transportation Improvement Program, our five-year transportation project schedule.

Financial Management in Good Shape

A team of independent auditors determined that our finances meet generally accepted accounting principles – which shows we're being accountable with the resources we're given. It is the 14th consecutive year that MoDOT has received an opinion meaning that the agency's financial statements are sound.

Safety First

Highway Deaths Trend Downward, But Many Still Not Buckling Up

Traffic fatalities on Missouri roads climbed slightly in 2012, following a six-year decline. And although traffic fatalities have trended downward since 2005, still, in those eight years 7,616 lives have been lost. Even one is too many.

2005	1,257	2009	878
2006	1,096	2010	821
2007	992	2011	786
2008	960	2012	826

Strategic investments in engineering, emergency medical services, enforcement and education have been proven to reduce fatalities and serious injuries. Much of the progress made in making Missouri's highways and bridges safer in the past decade occurred because of temporary funding streams made possible by Amendment 3 in 2004 and federal funds from the American Recovery and Reinvestment Act.

Maintaining Missouri's system and improving its safety with temporary funding options is over. Without continued attention, the safety of Missouri citizens will be compromised.

Seat belt surveys continue to show that 21 percent of the general public and one-third of teens still do not use seat belts. Missouri's 79 percent overall rate (just 67 percent for teens) is seven percent under the national average of compliance. This is a concern because during the past three years, 69 percent of individuals killed in crashes in Missouri were unrestrained. And the number of unbelted teens killed in crashes during the last three years is even higher – 75.4 percent.

Bumps in the Road

The downward turn in transportation revenue means it is inevitable that the condition of Missouri's roads and bridges will deteriorate. MoDOT's purchasing



power has been severely compromised with no change in fuel taxes over the past 20 years; a period of time during which the staples of the industry – concrete, asphalt and steel – have doubled and tripled.

Seventy percent of MoDOT’s funding comes from federal and state fuel taxes. But with higher fuel prices, people are driving less. And, cars are more fuel efficient than ever. That’s good for the environment, but bad for transportation funding. Fuel tax revenues have become a declining revenue stream.

Consequently, after a six-year period during which MoDOT’s construction budget averaged \$1.2 billion as a result of temporary funding flows from Amendment 3 and the federal government, it has now slid to about \$700 million per year. That is barely enough to maintain the state’s extensive system much less deliver the kind of projects that improve safety, reduce congestion and produce jobs.

In five short years, it is projected that MoDOT funding for road and bridge construction will drop to \$425 million at best. That’s far short of what is needed to maintain Missouri’s network of nearly 34,000 miles of highways and 10,400 bridges.

Progress in 2013

- We are proud of the work we have been able to accomplish this year despite a significantly decreased budget.
- We have a huge system – nearly 34,000 miles of highways and 10,400 bridges.
- Our roads are in better condition – 88.5 percent of major roads are in good condition, but it’s unlikely they will stay that way.
- Fatalities in Missouri are the lowest since the 1940s, but still: 7,616 lives have been lost on the state’s roadways in the past eight years.
- We continue to bring projects in on time and under budget.

- 85 percent of Missourians are satisfied with us, including a record 32 percent who say they are highly satisfied.
- We were recognized for having two of the most innovative projects in the country – the Safe & Sound Bridge Improvement Program, which repaired or replaced more than 800 of the state’s poorest bridges, and the Route 5 Shared 4-Lane project in Camden and Laclede Counties. Safe & Sound won the “People’s Choice” award in the “America’s Transportation Awards” competition as one of the nation’s two best projects. Safe & Sound received more than 330,000 votes from across the country. The Shared 4-Lane won regional honors in the same competition.

New Leadership

Missouri Highways and Transportation Commission

Governor Jay Nixon appointed three new members to the Missouri Highways and Transportation Commission in 2013. Kelley Martin (R-Kansas City) and Gregg Smith (D-Clinton) were appointed in June to replace former commission chairs Rudy Farber and Grace Nichols, whose terms had expired. In October, Bryan T. Scott (D-St. Louis) was appointed to fill a vacancy on the commission that had existed since February of 2012.

Missouri Department of Transportation

MoDOT reinvented its executive team in 2013 with a new director, chief engineer and assistant chief engineer. Dave Nichols, formerly the chief engineer, moved into the director’s chair in April. St. Louis District Engineer Ed Hassinger became the chief engineer in May, and Kathy Harvey became his assistant in August. She had most recently been MoDOT’s State Design Engineer. They join Chief Financial Officer Roberta Broeker as the department’s executive leadership.



MoDOT remains committed to:



- Keeping our roads and bridges in the best condition we can for as long as we can with the resources we have;
- Keeping our citizens and our employees safe; and
- Delivering outstanding customer service.

A Vision for Missouri's Transportation Future

MoDOT has been "On the Move."

In January, MoDOT launched a public engagement program – "On the Move – to learn what Missourians want from their transportation system over the next 20 years. The effort is being used to update Missouri's federally required long range transportation plan, a draft of which was presented to the Missouri Highways and Transportation Commission in early November.

On the Move engaged thousands of Missourians from January through July at a series of 17 listening sessions and during mobile tours that visited Missourians where they live, work and play. The mobile tours visited 232 communities in all 114 Missouri counties – traveling 25,225 miles in all – and generated more than 12,000 suggestions from Missourians. Those suggestions ranged from high-level operational priorities to location-specific projects.

The facilitated discussions with transportation stakeholders at the listening sessions in concert with the suggestions received from the mobile tours allowed MoDOT to develop four goals for the state's transportation future:

- Take care of the transportation system and services we enjoy today.
- Keep all travelers safe, no matter the mode of transportation.
- Invest in projects that spur economic growth and create jobs.
- Give Missourians better transportation choices (more viable urban and rural transit, friendlier bike and pedestrian accommodations, improvements in rail, ports and airport operations).

Making progress to meet those goals, however, will be difficult. MoDOT Director Dave Nichols said, "It's clear that what Missourians want from their transportation system far exceeds the revenue we forecast will be available for transportation over the next 20 years."

Commission Chairman Joe Carmichael added, "In our current situation, in just a few years we'll have a hard time just maintaining the system of roads and bridges that we have, much less doing anything to address these other goal areas. It's clear that an investment in transportation is going to be needed, or tough choices will need to be made."

"We've taken extreme efforts to put every possible dollar into the system," Nichols said. "We've cut our staff by 1,200, closed buildings and sold equipment. But the bottom line is that we cannot cut ourselves to a better transportation system."

Following a 45-day public comment period that runs through the end of 2013, MoDOT will make adjustments to the long range transportation plan as warranted, then take a final plan to the commission for approval.

More information is available online at www.missourionthemove.org



"This plan should be of interest to every Missourian because transportation is an issue that touches everyone," Carmichael said. "We will continue to look to Missourians for help in sharpening the vision for transportation in our state."

Transportation Funding Proposals

In January 2013, following eight months of public forums across the state, the Blue Ribbon Citizens Committee on Missouri Transportation Needs issued a report that said Missouri needs to spend an additional \$600 million to \$1 billion per year to deliver the kind of transportation system that is desired by Missourians.

Later that month, Missouri Highways and Transportation commissioners suggested a proposal to provide additional resources of nearly \$8 billion through a temporary 10-year one-cent sales tax dedicated to transportation purposes, and would be shared with cities and counties.

In February, joint resolutions to do just that were introduced in the General Assembly by Senators Mike Kehoe and Ryan McKenna and Representatives Dave Hinson and Dave Schatz. Although ultimately unsuccessful, the discussions demonstrated widespread interest in the need for additional investment in Missouri's multi-faceted transportation system.

Because of that support, an organization called "Missourians for Safe Transportation and New Jobs" filed language in September with the Missouri Secretary of State that would launch an initiative petition process to allow voters to approve new funding for Missouri's transportation system along much the same lines as the proposals described above.

If the initiative petition process is successful, the proposal will be on the ballot for the November 2014 general election.

MoDOT Moves Forward from Tough Cuts

By mid-summer MoDOT had achieved virtually all the goals of the Bolder Five-Year Direction adopted in June 2011 by the commission in order to put every possible dollar onto the state's system of roads and bridges. In two years, MoDOT reduced its staff by 1,200, closed 131 facilities and reduced its fleet by more than 750 units. The cuts had resulted in \$497 million in savings – approaching the established goal of \$512 million by 2015. The final goal – divesting itself of the shuttered facilities – is expected to be reached in 2014. Without these actions, MoDOT's annual construction budget would be \$100 million less than it is.

People Vote Safe & Sound One of the Nation's Best Projects

MoDOT's Safe & Sound Bridge Improvement Program, which built more than 800 new bridges across the state, won the People's Choice Award in the America's Transportation Awards competition sponsored by the American Association of State Highway and Transportation Officials, AAA and the U.S. Chamber of Commerce.



The project was chosen in a public vote and received more than 330,000 votes from across the nation. Its designation meant it was considered one of the nation's two best projects completed in 2012 – and made Missouri one of only four states that have won more than once in this seven-year-old competition. The project was completed 14 months ahead of the schedule committed to by Safe & Sound's design-build contractor, KTU Constructors, and under the program's \$685 million budget. Every county in the state had at least one bridge on the program.

"We are thrilled to have won this award," Director Nichols said. "It was truly a unique project that benefitted all Missourians, and was successfully completed through the efforts of our employees and our many partners in the Missouri engineering and construction communities."

The award carries with it a monetary donation for a charity of the department's choice. MoDOT will contribute the money to CureSearch for Children's Cancer, which funds and supports targeted and innovative children's cancer research. There is a personal connection between the Safe & Sound project and CureSearch. KTU Constructors' project director Harry Koenigs and his wife Robin lost their son Jake to a form of children's cancer in 2006.

Safety Begins with Me

A new employee safety program began in July to recognize all eligible safety-sensitive and non-safety-sensitive employees, and safety-sensitive work units, who have an exceptional work safety record within a calendar year. These employees and work units will have met the safety commitments of:



I'm Safe

I will use my knowledge, awareness and attitude to make me a safe employee.



What I Use is Safe

I will properly use personal protective equipment procedures, equipment and materials to ensure my safety.



Where I Am is Safe

I will ensure my environment, building and job site are prepared and maintained to ensure my co-workers and I are safe.



My Customers are Safe

I will consider the impact of my decisions and actions on my customers.



So We Go Home Safe

I will share safety information with my team and I speak up when I see something unsafe.

Day of Remembrance

MoDOT began new tradition – an annual Day of Remembrance – to honor the memory of employees who died in service to the state of Missouri. The first observance



was held September 19, and henceforth will be held on the third Thursday of September. The date coincides with the 2012 death of Clifton Scott, who was killed on Interstate 70 while working an accident scene in his role as a motorist assist operator.

Records indicate that 131 MoDOT employees have died while working on the roadside, in shops and sheds or as a result of a crash on the way

to a meeting. Unfortunately, the exact number of fallen colleagues is unknown. Reliable records are available only since 1946.

Chief Engineer Ed Hassinger led an afternoon ceremony at Central Office during which the names of all 131 known fallen workers were read aloud. Troopers from the Missouri State Highway Patrol, Troop F, presented the colors. Following a moment of silence, employees, led by Assistant Chief Engineer Kathy Harvey, renewed their commitment to safety by reciting the safety commitment: “I will make safety my highest priority and do everything within my power so everyone goes home safe every day.”

MHTC Approves A Shrinking STIP

The 2014-2018 Statewide Transportation Improvement Program, or STIP, was approved by the Missouri Highways and Transportation Commission on July 9. The STIP lists all transportation projects planned by state, metropolitan and regional planning agencies for a five-year period.

“With help from our planning partners, we have determined what projects are priorities over the next five years,” said MoDOT Director Dave Nichols. “Projects listed in the STIP represent our commitments to the state of Missouri, and the STIP puts them on a schedule for completion.”

Several years ago, the STIP contained over a billion dollars’ worth of new road and bridge construction projects each year, generating jobs, boosting the economy and expanding the safe and efficient movement of people and goods across the state and the country.

Today’s STIP, though, looks very different – at about \$700 million in fiscal year 2014 and declining thereafter.

“Roadway resurfacing, preventative maintenance, and rehabilitation projects make up the majority of the program,” said Nichols. “This is the kind of work that will maintain the existing transportation system for a while, but it won’t last forever.”

“We are committed to taking care of our system for as long as we can with the resources we have,” said Nichols. “But we face big challenges because we are dependent on fuel taxes as a revenue source, and that resource is dwindling as cars get more fuel efficient and people drive less as a result of high gas prices.”

High-Profile Bridge Projects

A number of major bridge projects either broke ground, neared completion or opened to traffic during 2013, and three of those structures are in the St. Louis area.

- **Stan Musial Veterans Memorial Bridge** – The new Mississippi River crossing in St. Louis will open early in 2014, serving as the primary route for Interstate 70 across the river and relieving much of the stress on the William L. Clay Sr. Bridge (formerly known as the Poplar Street Bridge).
- **Blanchette Bridge** – The westbound I-70 Blanchette Missouri River Bridge reopened in August, two months ahead of schedule following a \$64 million rehabilitation project.
- **I-64 Daniel Boone Bridge** – Work got underway in July on a new I-64 span of the Missouri River connecting St. Louis and St. Charles Counties. The \$111 million project will build a new bridge to replace the 80-year-old bridge.



It will also remove the existing westbound bridge, and build a new Chesterfield Airport Road interchange. The project will build a continuous westbound fourth lane from the Chesterfield Airport Road entrance ramp to the Route 94 exit ramp and will add a shared-use path on the new eastbound bridge connecting the KATY trail to the Monarch Levee Trail. It's scheduled to be completed in fall 2015.

- **Hurricane Deck Bridge** – A major bridge project at the Lake of the Ozarks was completed in September when a new Hurricane Deck Bridge spanning the Lake's Osage arm was opened to traffic. The new \$32.3 million structure replaced the old bridge that had been in service since 1936.
- **Osage River Railroad Bridge** – The last single-track bottleneck for freight and Amtrak trains traveling between St. Louis and Kansas City was removed in November when a new bridge over the Osage River east of Jefferson City was completed. The \$28.3 million project was funded by the American Recovery and Reinvestment Act.

Bringing Innovation to MoDOT Projects

The innovative spirit of MoDOT engineers and industry partners was displayed repeatedly in 2013. Three more diverging diamond interchanges were completed, bringing improved safety and traffic flow to particularly busy locations in Joplin, Columbia and St. Peters. In 2009, MoDOT was the first department of transportation in the U.S. to build a diverging diamond interchange at the I-44/Route 13 interchange in Springfield. Now, 14 of the configurations are in operation in Missouri – nearly half of the nation's 30 – and seven more are in development.

Another innovative design – the shared four-lane highway on Route 5 between Camdenton and Lebanon – won the Governor's Award for Quality and Productivity and was also saluted by AASHTO as one of the nation's best projects in the Midwest.

In July, MoDOT received the 2013 Value Engineering Award from the American Association of State Highway Transportation Officials for a design change suggested by a subcontractor working on the Stan Musial Memorial Veterans Bridge in St. Louis that resulted in an \$845,669 savings to the project. The value engineering change proposal related to the original conduit system designed to accommodate various electrical service feeds on and across the bridge structure. St. Louis-based BRK Electri-

cal Contractors proposed to replace the conduit with an aluminum tray system, an innovative solution not previously used by MoDOT. Their approach saved construction time and costs and allowed for increased worker safety. It also provides for additional capacity and simplifies future maintenance operations.

MoDOT continues to enjoy great success with the design-build project delivery method. Three design-build projects are under construction and due to be completed in 2014 and 2015 – the final phase of the Page Ave./Route 364 extension in St. Charles County, the replacement of the I-70 Manchester Bridges in Kansas City, and the I-64 Daniel Boone Missouri River Bridge in St. Louis. Two other future projects are in the procurement phase – the U.S. Route 69 Bridges over the Missouri River separating Platte County, Missouri and Wyandotte County, Kansas and the U.S. Route 60 Freeway in Rogersville.

Airports Worth Billions to Missouri

A study completed by MoDOT in 2013 revealed that 108 of the airports it helps support contribute 100,621 jobs with a payroll of \$ 3.1 billion to the Missouri economy. When all economic activities are considered, total annual economic output of Missouri's system of airports is estimated at \$11.1 billion, 4.3 percent of the gross state product.

Using Federal Aviation Administration guidelines, the Missouri Statewide Airports Economic Impact Study looked at direct and indirect impacts nine commercial and 99 public-use airports make to Missouri's economy. It indicated that the economic contribution of Missouri airports grew 17.1 percent in the past decade – despite the economic recession which began in 2007. Though airports support many types of unique users, growth was fueled largely by an increase in business activity.

Missouri's commercial airports provide access to destinations worldwide and bring in millions of visitors. In 2012, an estimated 6.2 million travelers arrived in Missouri via commercial airports and more than 260,000 arrived on general aviation aircraft. While here, they spent money on hotels, shopping, entertainment and other activities. These purchases, as well as direct impacts such as airport concessions, air cargo and flight school activities, have a spin-off effect, boosting the local economy.





**Missouri Department of
Transportation**

**888.275.6636
www.modot.org**

Missouri Revised Statutes

Chapter 21 General Assembly Section 21.795

August 28, 2012

Joint committee on transportation oversight, members, quorum--report, when, contents--meetings, examination of reports, records required to be submitted.

21.795. 1. There is established a permanent joint committee of the general assembly to be known as the "Joint Committee on Transportation Oversight" to be composed of seven members of the standing transportation committees of both the senate and the house of representatives and three nonvoting ex officio members. Of the fourteen members to be appointed to the joint committee, the seven senate members of the joint committee shall be appointed by the president pro tem of the senate and minority leader of the senate and the seven house members shall be appointed by the speaker of the house of representatives and the minority floor leader of the house of representatives. The seven senate members shall be composed, as nearly as may be, of majority and minority party members in the same proportion as the number of majority and minority party members in the senate bears to the total membership of the senate. No major party shall be represented by more than four members from the house of representatives. The ex officio members shall be the state auditor, the director of the oversight division of the committee on legislative research, and the commissioner of the office of administration or the designee of such auditor, director or commissioner. The joint committee shall be chaired jointly by both chairs of the senate and house transportation committees. A majority of the committee shall constitute a quorum, but the concurrence of a majority of the members, other than the ex officio members, shall be required for the determination of any matter within the committee's duties.

2. The department of transportation shall submit a written report prior to December thirty-first of each year to the governor and the lieutenant governor. The report shall be posted to the department's internet website so that general assembly members may elect to access a copy of the report electronically. The written report shall contain the following:

(1) A comprehensive financial report of all funds for the preceding state fiscal year which shall include a report by independent certified public accountants, selected by the commissioner of the office of administration, attesting that the financial statements present fairly the financial position of the department in conformity with generally accepted government accounting principles. This report shall include amounts of:

(a) State revenues by sources, including all new state revenue derived from highway users which results from action of the general assembly or voter-approved measures taken after August 28,

2003, and projects funded in whole or in part from such new state revenue, and amounts of federal revenues by source;

(b) Any other revenues available to the department by source;

(c) Funds appropriated, the amount the department has budgeted and expended for the following: contracts, right-of-way purchases, preliminary and construction engineering, maintenance operations and administration;

(d) Total state and federal revenue compared to the revenue estimate in the fifteen-year highway plan as adopted in 1992. All expenditures made by, or on behalf of, the department for personal services including fringe benefits, all categories of expense and equipment, real estate and capital improvements shall be assigned to the categories listed in this subdivision in conformity with generally accepted government accounting principles;

(2) A detailed explanation of the methods or criteria employed to select construction projects, including a listing of any new or reprioritized projects not mentioned in a previous report, and an explanation as to how the new or reprioritized projects meet the selection methods or criteria;

(3) The proposed allocation and expenditure of moneys and the proposed work plan for the current fiscal year, at least the next four years, and for any period of time expressed in any public transportation plan approved by either the general assembly or by the voters of Missouri. This proposed allocation and expenditure of moneys shall include the amounts of proposed allocation and expenditure of moneys in each of the categories listed in subdivision (1) of this subsection;

(4) The amounts which were planned, estimated and expended for projects in the state highway and bridge construction program or any other projects relating to other modes of transportation in the preceding state fiscal year and amounts which have been planned, estimated or expended by project for construction work in progress;

(5) The current status as to completion, by project, of the fifteen-year road and bridge program adopted in 1992. The first written report submitted pursuant to this section shall include the original cost estimate, updated estimate and final completed cost by project. Each written report submitted thereafter shall include the cost estimate at the time the project was placed on the most recent five-year highway and bridge construction plan and the final completed cost by project;

(6) The reasons for cost increases or decreases exceeding five million dollars or ten percent relative to cost estimates and final completed costs for projects in the state highway and bridge construction program or any other projects relating to other modes of transportation completed in the preceding state fiscal year. Cost increases or decreases shall be determined by comparing the cost estimate at the time the project was placed on the most recent five-year highway and bridge construction plan and the final completed cost by project. The reasons shall include the amounts resulting from inflation, department-wide design changes, changes in project scope, federal mandates, or other factors;

(7) Specific recommendations for any statutory or regulatory changes necessary for the efficient and effective operation of the department;

(8) An accounting of the total amount of state, federal and earmarked federal highway funds expended in each district of the department of transportation; and

(9) Any further information specifically requested by the joint committee on transportation oversight.

3. Prior to February fifteenth of each year, the committee shall hold an annual meeting and call before its members, officials or employees of the state highways and transportation commission or department of transportation, as determined by the committee, for the sole purpose of receiving and examining the report required pursuant to subsection 2 of this section. The committee shall not have the power to modify projects or priorities of the state highways and transportation commission or department of transportation. The committee may make recommendations to the state highways and transportation commission or the department of transportation. Disposition of those recommendations shall be reported by the commission or the department to the joint committee on transportation oversight.

4. In addition to the annual meeting required by subsection 3 of this section, the committee shall meet two times each year. The co-chairs of the committee shall establish an agenda for each meeting that may include, but not be limited to, the following items to be discussed with the committee members throughout the year during the scheduled meeting:

(1) Presentation of a prioritized plan for all modes of transportation;

(2) Discussion of department efficiencies and expenditure of cost-savings within the department;

(3) Presentation of a status report on department of transportation revenues and expenditures, including a detailed summary of projects funded by new state revenue as provided in paragraph (a) of subdivision (1) of subsection 2 of this section; and

(4) Implementation of any actions as may be deemed necessary by the committee as authorized by law.

The co-chairs of the committee may call special meetings of the committee with ten days' notice to the members of the committee, the director of the department of transportation, and the department of transportation.

5. The committee shall also review all applications for the development of specialty plates submitted to it by the department of revenue. The committee shall approve such application by a majority vote. The committee shall approve any application unless the committee receives:

(1) A signed petition from five house members or two senators that they are opposed to the approval of the proposed license plate and the reason for such opposition;

(2) Notification that the organization seeking authorization to establish a new specialty license plate has not met all the requirements of section 301.3150;

(3) A proposed new specialty license plate containing objectionable language or design;

(4) A proposed license plate not meeting the requirements of any reason promulgated by rule.

The committee shall notify the director of the department of revenue upon approval or denial of an application for the development of a specialty plate.

6. The committee shall submit records of its meetings to the secretary of the senate and the chief clerk of the house of representatives in accordance with sections 610.020 and 610.023.

(L. 1998 H.B. 1681 & 1342 merged with S.B. 883, A.L. 2003 H.B. 668, A.L. 2004 S.B. 1233, et al., A.L. 2009 H.B. 683 merged with H.B. 752, A.L. 2012 H.B. 1402)

(2009) Messages on specialty license plates communicate private, not government, speech; specialty plate program allows the State to engage in viewpoint discrimination and thus violates the First Amendment. *Roach v. Stouffer*, 560 F.3d 860 (8th Cir.).

Financial Statements

RSMo 21.795.2

The information in this section is in accordance with the following section of the reporting statute. "2. *The department of transportation shall submit a written report prior to December thirty-first of each year to the governor and the lieutenant governor. The report shall be posted to the department's Internet website so that general assembly members may elect to access a copy of the report electronically. The written report shall contain the following:*

(1) A comprehensive financial report of all funds for the preceding state fiscal year which shall include a report by independent certified public accountants, selected by the commissioner of the office of administration, attesting that the financial statements present fairly the financial position of the department in conformity with generally accepted government accounting principles. This report shall include amounts of:

- (a) State revenues by sources, including all new state revenue derived from highway users which results from action of the general assembly or voter-approved measures taken after August 28, 2003, and projects funded in whole or in part from such new state revenue, and amounts of federal revenues by source;*
- (b) Any other revenues available to the department by source;*
- (c) Funds appropriated, the amount the department has budgeted and expended for the following: contracts, right-of-way purchases, preliminary and construction engineering, maintenance operations and administration;*
- (d) Total state and federal revenue compared to the revenue estimate in the fifteen-year highway plan as adopted in 1992. All expenditures made by, or on behalf of, the department for personal services including fringe benefits, all categories of expense and equipment, real estate and capital improvements shall be assigned to the categories listed in this subdivision in conformity with generally accepted government accounting principles,..." Section 21.795.2(1), RSMo Supp. 2009.*

As part of the annual report legislation, MoDOT is required to have its financial data audited by independent certified public accountants. MoDOT retained RubinBrown, LLP, who audited the department's financial statements for the fiscal year ended June 30, 2013.

The audited comprehensive annual financial report encompasses \$2.37 billion in expenditures, including other state agencies. The agency is responsible for building and maintaining the 33,885-mile state highway system, as well as for planning and distributing funds for the state's aviation, waterways, railroads and transit needs. MoDOT has facilities in every county in the state and has over 5,000 employees providing services to the citizens of Missouri.

The fiscal year 2013 auditor's report contains the unmodified opinion of the auditors that the combined financial statements present fairly, in all material respects, the financial position of the department and the results of its operations and cash flows, in conformity with accounting principles generally accepted in the United States.

Comprehensive Annual Financial Report

for the fiscal year ended
June 30, 2013

Prepared by the Financial Services Division
under the direction of
Roberta Broeker, CPA, Chief Financial Officer
and Brenda Morris, CPA, Financial Services Director

Missouri Department of Transportation
105 West Capitol Avenue
Jefferson City, MO 65102
573-526-8106



**Missouri Department
of Transportation**
an agency of the State of Missouri

Table of Contents

	Page
Introductory Section	
Letter of Transmittal	7
Principal Officials	12
Organizational Chart	13
Financial Section	
Independent Auditors' Report on Financial Statements and Supplementary Information	17
Management's Discussion and Analysis	22
Basic Financial Statements	
Government-wide Financial Statements	
Statements of Net Position	36
Statements of Activities	37
Fund Financial Statements	
Governmental Funds	
Balance Sheets	40
Reconciliation of the Governmental Funds Balance Sheets to the Statements of Net Position	43
Statements of Revenues, Expenditures and Changes in Fund Balances	44
Reconciliation of the Governmental Funds Statements of Revenues, Expenditures and Changes in Fund Balances to the Statements of Activities	47
Proprietary Funds	
Statements of Net Position	48
Statements of Revenues, Expenses and Changes in Net Position	49
Statements of Cash Flows	50
Fiduciary Funds	
Statements of Assets and Liabilities – Agency Fund	51
Index for the Notes to the Financial Statements	55
Required Supplementary Information	
Budgetary Comparison Schedules – State Highways and Transportation Department Fund	82
Budgetary Comparison Schedules – State Road Fund	83
Budget Basis to GAAP Reconciliations and Disclosure	84
Schedule of Funding Progress – Other Post-Employment Benefits	85
Combining Financial Statements	
Nonmajor Governmental Funds	
Combining Balance Sheets	88
Combining Statements of Revenues, Expenditures and Changes in Fund Balances	90
Proprietary Funds – Internal Service	
Combining Statements of Net Position	94
Combining Statements of Revenues, Expenses and Changes in Net Position	95
Combining Statements of Cash Flows	96

Table of Contents

(continued)

	Page
Fiduciary Funds – Agency	
Combining Statements of Assets and Liabilities	99
Combining Statements of Changes in Assets and Liabilities	100
Budgetary Comparison Schedules and Reconciliations – Debt Service and Nonmajor Governmental Funds	
Budgetary Comparison Schedule and Reconciliation – State Road Bond Fund	104
Budgetary Comparison Schedule and Reconciliation – Multimodal Federal Fund	105
Budgetary Comparison Schedule and Reconciliation – State Transportation Fund	106
Budgetary Comparison Schedule and Reconciliation – Aviation Trust Fund	107
Budgetary Comparison Schedule and Reconciliation – State Transportation Assistance Revolving Fund	108
Budgetary Comparison Schedule and Reconciliation – Motor Carrier Services (MCS) Federal Fund	109
Budgetary Comparison Schedule and Reconciliation – Grade Crossing Safety Fund	110
Budgetary Comparison Schedule and Reconciliation – Railroad Expense Fund	111
Budgetary Comparison Schedule and Reconciliation – Highway Safety Fund	112
Budgetary Comparison Schedule and Reconciliation – Motorcycle Safety Fund	113
Statistical Section	
Index to Statistical Section	117
Financial Trends	119
Revenue Capacity	126
Debt Capacity	129
Demographic and Economic Information	134
Operating Information	138
Other Information	
Independent Auditors’ Report on Internal Control Over Financial Reporting and on Compliance and Other Matters Based on an Audit of the Financial Statements Performed in Accordance with <i>Government Auditing Standards</i>	147



This page intentionally left blank

Introductory Section



This page intentionally left blank

Missouri Department of Transportation
David B. Nichols, Director

573.751.2551
Fax: 573.751.6555
1.888.ASK MODOT (275.6636)

September 27, 2013

The Honorable Jay Nixon, Governor
Members of the Missouri Legislature
Members of the Missouri Highways and Transportation Commission
Citizens of the State of Missouri

The Missouri Department of Transportation (MoDOT or the Department) is pleased to submit the Comprehensive Annual Financial Report (CAFR) of the Department for the fiscal year ended June 30, 2013.

Revised Statutes of Missouri, Section 21.795, require the Department, an agency of the state of Missouri, to have a financial statement audit performed by independent certified public accountants annually. In fulfillment of this requirement, as well as bond requirements, the Department prepared this CAFR and contracted with the independent auditing firm of RubinBrown, LLP to audit the financial statements.

The objective of the independent audit is to provide reasonable assurance the financial statements are free from material misstatement. The independent audit involved examining, on a test basis, evidence supporting the amounts and disclosures in the financial statements, assessing the accounting principles used and significant estimates made by management and evaluating the overall financial statement presentation. The independent auditors concluded, based upon the audit, that there was a reasonable basis for rendering an unmodified opinion and that the Department's financial statements for the fiscal year ended June 30, 2013, are fairly presented, in all material respects, in conformity with accounting principles generally accepted in the United States of America (GAAP). Their report is presented as the first component in the financial section of this report.

GAAP requires management provide a narrative introduction, overview and analysis to accompany the basic financial statements in the form of Management's Discussion and Analysis. This letter of transmittal is designed to complement Management's Discussion and Analysis, which can be found immediately following the report of the independent auditors, and should be read in conjunction with it.

The CAFR comprises all funds from which MoDOT spends including certain other state agencies' spending as allowed by Missouri law. Only MoDOT appropriations are reported for other state of Missouri funds. Responsibility for both the accuracy of the data and the completeness and fairness of the presentation, including all disclosures, rests with the Department.

To provide a reasonable basis for making these representations, the Department has established a comprehensive internal control framework designed to protect the Department's assets from loss, theft, or misuse and to compile reliable information for the preparation of the financial statements in conformity with GAAP. The Department's internal control includes both automated controls, which are an integral component of the financial accounting system, and comprehensive policies and procedures. In addition, the Department's Audits and Investigations Division is an independent audit unit that performs audits of the various districts and divisions of the Department.

Because the cost of internal controls should not outweigh their benefits, the Department's comprehensive framework of internal control has been designed to provide reasonable rather than absolute assurance that the financial statements are free from material misstatements.

To the best of our knowledge and belief, this financial report is complete and reliable in all material respects and is reported in a manner designed to present fairly the financial position and results of operations of the various funds. All disclosures necessary to enable the reader to gain an understanding of the Department's financial activities have been included.

Profile of the Department

MoDOT works to provide a world-class transportation experience that delights our customers and promotes a prosperous Missouri. The Department is responsible for designing, building, operating and maintaining Missouri's transportation system - the seventh largest in the United States with more than 33,800 miles of highway and 10,300 bridges. The Department also works to improve airports, river ports, railroads, public transit systems and pedestrian and bicycle travel.

In 1979, voters of the State passed a constitutional amendment merging the State Highway Department with the Department of Transportation, becoming the Missouri Highways and Transportation Department. In 1996, the Missouri Highways and Transportation Department became the Missouri Department of Transportation by legislative action. The Missouri Highways and Transportation Commission (MHTC or Commission), a six-member bipartisan board, governs the Department. Commission members are appointed by the governor and are confirmed by the Missouri Senate. No more than three commission members may be of the same political party. The Commission appoints the MoDOT director.

The Commission is responsible for the annual update of the Department's five-year Statewide Transportation Improvement Program (STIP) and awards contracts for highway projects. The Commission has authority to issue bonds secured by highway revenues.

As shown on the organizational chart following this letter, the Department is organized by divisions and districts. The divisions represent a variety of disciplines and provide oversight of the activities in the districts and support to the Department. These activities include the design and construction of new highways and facilities, transportation planning including the five-year STIP, maintenance and safety of the existing highway system and all other activities related to other modes of transportation, such as aviation, railways, river ports, freight, transit, and bicycle and pedestrian facilities. The districts represent seven geographical regions of the state of Missouri and are responsible for providing projects and services to the citizens of Missouri.

Budgetary Controls

The Commission approves the appropriation request submitted to the State Legislature for all governmental funds reported by MoDOT with the exception of those funds appropriated to other state agencies and to the Office of Administration for certain fringe benefits. The request is developed with input from the districts and divisions. The legal authority of the State Road Fund budget and amendments is the Commission. The legal authority for all other funds rests with the Legislature who takes action on appropriation requests between January and May for the subsequent year's appropriations.

The Department relies on the statewide accounting system to control total expenditures by appropriation utilizing features in the system to ensure budgetary compliance. An additional budgetary control in place includes management using reports to monitor spending by program, division or appropriation.

Missouri Economy

Missouri's transportation system has a direct impact on the state's economy. Missouri businesses depend on our roadways, rail, waterways and airports to move their products and services both nationally and globally. An efficient, well-connected transportation system helps attract new businesses to our communities and helps existing businesses maintain a competitive edge with easy customer access, minimal shipping costs and strong links to a diverse workforce. The Department believes investments in transportation should create jobs and provide opportunities for advancement to all Missouri citizens.

Missouri employment is slowly rebounding following the recession. Per the Bureau of Labor Statistics, United States Department of Labor, in fiscal year 2013, the unemployment rate declined to 6.9 percent in June 2013. This compares to an unemployment rate of 7.0 percent in June 2012. Compared to the national trend, the Missouri unemployment rate declined less than the United States rate, but still ended 0.7 percentage points lower in June of 2013 than the national rate of 7.6 percent. Employment gains occurred over the previous year in most areas including construction,

manufacturing, financial activities, professional/business services, educational/health services and leisure/hospitality. Personal income in the first quarter of 2013 is continuing to show steady growth at 2.7 percent over the previous year. Consumer confidence increased in fiscal year 2013, but still remains fairly low, which indicates that consumers are still cautious about making purchases.

MoDOT continues to contribute to the economy in the areas of job creation, personal income growth and new value added to the economy. Based on the 2013-2017 STIP investment of \$4,294.0 million, an analysis estimates that on average, each year the plan creates 6,780 additional jobs paying an average wage of \$33,084 per job, \$307.93 million in new personal income and \$523.15 million in new value added to the economy. Comparing the analysis of the 2012-2016 STIP investment of \$4,545.0 million, which estimates 8,726 jobs created at an average of \$27,773 per job, \$366.4 million in new personal income and \$550.0 million in new value added to the economy, shows the impact to the economy by the decreased STIP investment as the construction program continues to decline. In addition, some of the reduced economic impact of our STIP can also be attributed to the types of projects completed. Maintaining the system projects have a smaller economic impact than expansion projects, such as new interchanges.

The Department's state fuel tax receipts, the second largest source of transportation revenue, decreased 1.6 percent in 2013 from 2012, and the 2013 state fuel tax receipts are 6.1 percent lower than receipts from 2008, the year with the most receipts in the last six years. Fuel taxes continue to decrease because vehicles continue to become more fuel efficient and people are driving fewer miles. There have been no increases in the state motor fuel tax since 1996 and it is not indexed to keep pace with inflation. Motor vehicle and driver licensing fees also decreased 0.9 percent from 2012. Vehicle and driver licensing fees, similar to motor fuel taxes, are not indexed to keep pace with inflation and no annual registration fee increases have occurred since 1984. Motor vehicle sales tax receipts had strong growth, increasing 6.7 percent from 2012, and resulted in overall state revenues for the Department increasing 0.8 percent in 2013 compared to 2012.

Congress passed Moving Ahead for Progress in the 21st Century (MAP-21), a two-year, \$105.0 billion transportation bill for the nation's transportation projects, on June 29, 2012. General Fund transfers of \$18.8 billion and Leaking Underground Storage Tank Trust Fund transfers of \$2.4 billion to the Highway Trust Fund will allow level funding over the life of the bill through September 30, 2014. MAP-21 reduced the amount of funding for all state transportation departments, and Missouri will actually receive \$71.0 million less per year. The Congressional Budget Office (CBO) estimates that the Highway Trust Fund's Highway and Transit Accounts will not face deficits until fiscal year 2015. Congress will need to take action by September 30, 2014 for federal transportation funding to continue in the future.

Construction

Missouri's 2014-2018 STIP is primarily maintenance-focused with little room for anything else, but that hasn't always been the case. In 2004, Missouri voters approved Amendment 3, which redirected motor vehicle sales taxes formerly deposited into the State's General Revenue Fund to the newly created State Road Bond Fund and directed MoDOT to sell bonds and use the proceeds to improve roads and bridges. With that, Missouri's major roads went from 47.0 percent in good condition to 88.5 percent as of December 2012. Minor, less traveled roads have been maintained at 69.3 percent in good condition as of December 2012. The condition of Missouri's bridges has steadily improved over the last five years, due to the Safe and Sound Bridge Improvement Program, a combined design-build and modified design-bid-build program to replace or rehabilitate 802 bridges throughout the state, and dedicated funding through the STIP. Access to bond proceeds has put Missouri's roads and bridges in a good place, and allowed for additional four lane highways and new interchanges to bring businesses to Missouri.

An unprecedented amount of work was also made possible when the President signed into law the American Recovery and Reinvestment Act (ARRA) in February 2009. This \$787.0 billion act was intended to stimulate the economy and provide jobs to the American public. As of June 30, 2013, the Department has expended \$633.7 million of the \$639.2 million allocated for Missouri's highway infrastructure, on the job training, ferry boat and forest highway projects. In addition, the Department has also expended \$53.2 million for other transportation modes, such as rail and transit.

But these opportunities are over. ARRA funds are gone and the bond proceeds have been used to make improvements Missourians wanted. Now the redirected vehicle sales taxes that made it possible are being used to pay off that debt, just like the mortgage on your home.

During 2013, the Department completed the Safe & Sound Bridge Improvement Program over one year ahead of schedule. Construction started in April 2010 and continued through fiscal year 2013 on the Mississippi River Bridge project, a joint project with Illinois to build a new bridge over the Mississippi River at St. Louis. The Stan Musial Veterans Memorial Bridge is expected to open to traffic in early 2014. The I-64 Daniel Boone Bridge design-build project costing \$125.0 million was awarded in July 2012. This project is needed to maintain the existing system by constructing a new westbound bridge over the Missouri River between St. Louis and St. Charles counties to replace an aging structure. The current westbound bridge was built in the mid-1930s and was not designed for interstate level traffic. In addition, the \$64 million rehabilitation of the Blanchette Bridge connecting St. Charles and St. Louis Counties was completed in August.

In January of 2014, construction will begin on the Manchester Bridge Project, located in Jackson County, to replace the I-70 bridges over Manchester Trafficway, the Blue River and an adjacent rail yard. Built in the late 1950s, the current I-70 bridges are among the earliest pieces of interstate construction in western Missouri and need frequent maintenance and extensive repairs. The project is scheduled to conclude in December 2015.

In addition, the Department, St. Charles County and the local municipalities have teamed together to allocate \$118.2 million towards building Route 364. The project includes building an improved connection from Page Avenue and Mid Rivers Mall Drive to I-64/US Route 40/61 at Route N. The design-build contracting process was approved in February 2013 and the project is expected to be completed by late November 2014.

Long-term Financial Planning

The Department's 2014 budget, \$2.06 billion, approved by the Commission in June, is approximately \$288.2 million less than the Department's 2013 budget, with amendments. In fact, the fiscal year 2014 budget is the smallest since fiscal year 2005. With the completion of projects built with Amendment 3 bond proceeds and ARRA funds, the construction program continues its decline. Program funds will focus on taking care of the existing transportation system as revenues are insufficient to do more.

Looking forward, the percentage of funds needed to simply maintain the existing system will continue to grow, with virtually nothing available to enhance or improve it. Projected funding levels will not keep pace with the money necessary to maintain our roads and bridges. In fact, MoDOT estimates the cost of maintaining roads and bridges to nearly double over the next 20 years. If no change occurs to funding levels, the transportation system will deteriorate.

The Commission approved the Bolder Five-Year Direction, a cost savings initiative within MoDOT, in June 2011. As of June 30, 2013, significant progress has been made in the implementation of this direction. The staffing plan has been fully implemented and the Department started rehiring maintenance employees in November 2012 and other positions in January 2013. The Department has reduced its equipment by 752 units. As of June 30, 2013, of the targeted 131 facility reductions, the Department has conveyed 87 facilities. The projected savings as of June 30, 2013 was \$284.0 million and the Department has realized \$386.0 million in savings as of that date. The savings have been invested in minor road improvements and in the STIP. In addition to monetary savings, the Department continues to explore ways to do things differently to maximize the limited resources the Department has available.

Other Information

The Department is required to undergo an annual Single Audit in accordance with the provisions of the Single Audit Act Amendments of 1996 and the U.S. Office of Management and Budget Circular A-133, "Audits of States, Local Governments and Non-Profit Organizations." The Department's information will be included in the state of Missouri's Single Audit for the fiscal year ended June 30, 2013.

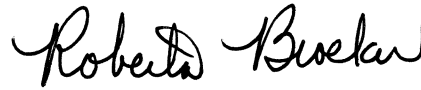
Acknowledgements

This CAFR is published to demonstrate our intention to maintain the highest quality standards of public accountability. This report could not have been published without the dedicated efforts of MoDOT employees. The commitment, professionalism and dedicated efforts of the Financial Services Division staff contributed significantly to the timely preparation of the 2013 report.

Respectfully submitted,



David B. Nichols, PE
Director



Roberta Broeker, CPA
Chief Financial Officer

Principal Officials

as of June 30, 2013

Commission

Lloyd J. Carmichael	Chairman
Stephen R. Miller	Vice Chairman
Kelley Martin*	Member
Gregg Smith*	Member
Kenneth H. Suelthaus	Member
Pam Harlan	Secretary

MoDOT

David Nichols	Director
Ed Hassinger	Chief Engineer
Roberta Broeker	Chief Financial Officer
Vacant**	Assistant Chief Engineer
Rich Tiemeyer	Chief Counsel
Bill Rogers	Audits and Investigations Director
Dennis Heckman	State Bridge Engineer
Dave Ahlvers	State Construction and Materials Engineer
Mara Campbell	Customer Relations Director
Kathy Harvey**	State Design Engineer
Rudy Nickens	Equal Opportunity and Diversity Director
Lester Woods	External Civil Rights Director
Brenda Morris	Financial Services Director
Debbie Rickard	General Services Director
Jay Wunderlich	Governmental Relations Director
Micki Knudsen	Human Resources Director
Beth Ring	Information Systems Director
Jan Skouby	Motor Carrier Services Director
Michelle Teel	Multimodal Operations Director
Jeff Padgett	Risk and Benefits Management Director
Eileen Rackers	State Traffic and Highway Safety Engineer
Machelle Watkins	State Transportation Planning Director

Districts

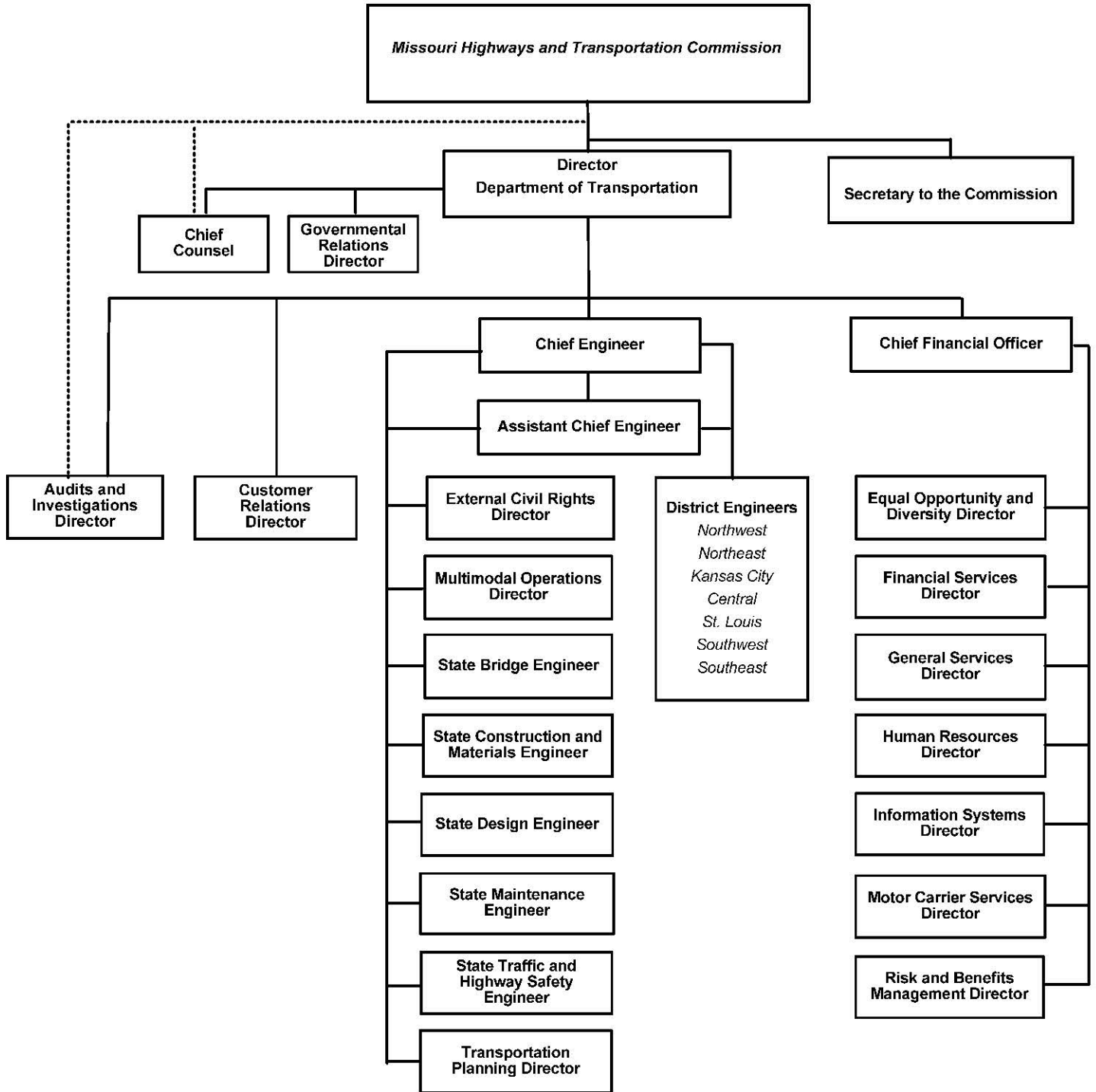
Don Wichern	Northwest District Engineer
Paula Gough	Northeast District Engineer
Dan Niec	Kansas City District Engineer
Dave Silvester	Central District Engineer
Greg Horn	Interim St. Louis District Engineer
Rebecca Baltz	Southwest District Engineer
Mark Shelton	Southeast District Engineer

* Awaiting confirmation by the State Senate.

**Kathy Harvey was appointed as Assistant Chief Engineer on August 15, 2013.
Eric Schroeter was appointed Interim State Design Engineer on August 16, 2013.

Organizational Chart

June 30, 2013





This page intentionally left blank

Financial Section



This page intentionally left blank

Independent Auditors' Report

Missouri Highways and Transportation Commission
Missouri Department of Transportation
Jefferson City, Missouri

Report On The Financial Statements

We have audited the accompanying financial statements of the governmental activities, each major fund, and the aggregate remaining fund information of the Missouri Department of Transportation (the Department) as of and for the year ended June 30, 2013, and the related notes to the financial statements, which collectively comprise the Department's basic financial statements as listed in the table of contents.

Management's Responsibility For The Financial Statements

Management is responsible for the preparation and fair presentation of these financial statements in accordance with accounting principles generally accepted in the United States of America; this includes the design, implementation, and maintenance of internal control relevant to the preparation and fair presentation of financial statements that are free from material misstatement, whether due to fraud or error.

Auditors' Responsibility

Our responsibility is to express opinions on these financial statements based on our audits. We conducted our audit in accordance with auditing standards generally accepted in the United States of America and the standards applicable to financial audits contained in *Government Auditing Standards*, issued by the Comptroller General of the United States. Those standards require that we plan and perform the audit to obtain reasonable assurance about whether the financial statements are free from material misstatement.

An audit involves performing procedures to obtain audit evidence about the amounts and disclosures in the financial statements. The procedures selected depend on the auditors' judgment, including the assessment of the risks of material misstatement of the financial statements, whether due to fraud or error. In making those risk assessments, the auditor considers internal control relevant to the entity's preparation and fair presentation of the financial statements in order to design audit procedures that are appropriate in the circumstances, but not for the purpose of expressing an opinion on the effectiveness of the entity's internal control. Accordingly, we express no such opinion. An audit also includes evaluating the appropriateness of accounting policies used and the reasonableness of significant accounting estimates made by management, as well as evaluating the overall presentation of the financial statements.

We believe that the audit evidence we have obtained is sufficient and appropriate to provide a basis for our audit opinions.

Opinions

In our opinion, the financial statements referred to above present fairly, in all material respects, the respective financial position of the governmental activities, each major fund, and the aggregate remaining fund information of the Missouri Department of Transportation as of June 30, 2013, and the respective changes in financial position and, where applicable, cash flows thereof for the year then ended in accordance with accounting principles generally accepted in the United States of America.

Financial Reporting Entity

As discussed in Note 1, the financial statements of the Missouri Department of Transportation are intended to present the financial position, the changes in financial position and cash flows, where applicable, of only that portion of the governmental activities, each major fund and the aggregate remaining fund information of the State of Missouri that is attributable to the transactions of the Department. They do not purport to, and do not, present fairly the financial position of the State of Missouri as of June 30, 2013 and 2012, and the changes in its financial position and cash flows, where applicable, for the years then ended in conformity with accounting principles generally accepted in the United States of America.

Other Matters

The financial statements of the Department as of and for the year ended June 30, 2012 were audited by other auditors whose report dated September 28, 2012, expressed an unmodified opinion on those financial statements.

Required Supplementary Information

Accounting principles generally accepted in the United States of America require that the Management's Discussion and Analysis on pages 22 through 33, the Budgetary Comparison Schedules on pages 82 through 84 and the Schedule of Funding Progress – Other Post-Employment Benefits on page 85 be presented to supplement the basic financial statements. Such information, although not a part of the basic financial statements, is required by the Governmental Accounting Standards Board who considers it to be an essential part of financial reporting for placing the basic financial statements in an appropriate operational, economic, or historical context. We have applied certain limited procedures to the required supplementary information in accordance with auditing standards generally accepted in the United States of America, which consisted of inquiries of management about the methods of preparing the information and comparing the information for consistency with management's responses to our inquiries, the basic financial statements, and other knowledge we obtained during our audit of the basic financial statements. We do not express an opinion or provide any assurance on the information because the limited procedures do not provide us with sufficient evidence to express an opinion or provide any assurance.

Other Information

Our audit was conducted for the purpose of forming opinions on the financial statements that collectively comprise the Department's basic financial statements. The combining financial statements and the budgetary comparison schedules and reconciliations – debt service and nonmajor governmental funds, the introductory and statistical sections listed in the table of contents are presented for purposes of additional analysis and are not a required part of the basic financial statements. Such information has not been subjected to the auditing procedures applied in the audit of the basic financial statements, and accordingly, we do not express an opinion or provide any assurance on it.

Other Reporting Required By *Government Auditing Standards*

In accordance with *Government Auditing Standards*, we have also issued our report dated September 27, 2013 on our consideration of the Department's internal control over financial reporting and on our tests of its compliance with certain provisions of laws, regulations, contracts, and grant agreements and other matters. The purpose of that report is to describe the scope of our testing of internal control over financial reporting and compliance and the results of that testing, and not to provide an opinion on internal control over financial reporting or on compliance. That report is an integral part of an audit performed in accordance with *Government Auditing Standards* in considering the Department's internal control over financial reporting and compliance.

RubinBrown LLP

September 27, 2013



This page intentionally left blank

Management's Discussion and Analysis

Management's Discussion and Analysis

The following section of our annual financial report presents our discussion and analysis of the Department's (or MoDOT's) financial performance during the year. It is intended to assist you in understanding how the various statements relate to each other and provide an objective and easily readable analysis of the Department's financial activities based on currently known facts, decisions and conditions. We encourage readers to consider the information presented here in conjunction with the letter of transmittal included in the introductory section and information presented in the Department's financial statements and notes, which follow this section.

FINANCIAL HIGHLIGHTS

Government-wide Highlights

- The net position of the Department at the close of the fiscal year was \$27.1 billion, compared to \$26.6 billion at 2012. Of this amount, \$0.9 billion represents the amount available for highways and transportation uses, compared to \$1.0 billion in 2012. This represents a 14.7 percent decrease in the amount available for highways and transportation uses from 2012 compared to a 24.7 percent decrease in 2012 from 2011.
- The majority of the Department's assets, capital assets totaled \$29.2 billion and \$28.7 billion for fiscal years 2013 and 2012, respectively. This represents a 1.8 percent increase compared to a 2.8 percent increase in 2012 from 2011. The Department's investment in capital assets, net of related debt, is \$26.2 billion compared to \$25.5 billion in 2012.
- Non-current liabilities of the Department total \$3.2 billion at June 30, 2013, compared to \$3.4 billion at 2012, a \$0.2 billion decrease compared to a \$0.1 billion decrease in 2012 from 2011.

Fund Highlights

- As of the close of the fiscal year, the Department's *governmental funds* reported combined ending fund balances of \$1.2 billion, compared to \$1.3 billion in 2012. The decrease of \$0.1 billion is compared to a decrease of \$0.3 billion from 2012 to 2011.

Approximately 97.1 percent of the Department's governmental fund balances, or \$1.17 billion, are available for spending at the Department's discretion in accordance with the purpose of the funds, compared to 96.7 percent, or \$1.25 billion, in 2012. The remaining nonspendable fund balance is \$34.8 million of inventory, compared to \$45.8 million in 2012. At June 30, 2013, there was \$0.2 million of unassigned (negative) fund balance due to the timing of receipts, while the corresponding expenditures were recorded as incurred.

- The *proprietary funds* reported combined net position of \$33.0 million at the close of the fiscal year, compared to \$23.7 million in 2012. The net income of the Self Insurance fund was \$9.8 million in fiscal year 2013 compared to \$9.9 million in fiscal year 2012. The net income in fiscal years 2013 and 2012 is the result of a decrease in liability claims compared to fiscal year 2011. In addition, the Self Insurance fund received \$2.1 million for a settlement. Restricted investments at the close of both years totaled \$0.3 million, resulting in unrestricted net position of \$32.7 million and \$23.4 million for fiscal years 2013 and 2012, respectively.

OVERVIEW OF THE FINANCIAL STATEMENTS

This discussion and analysis is an introduction to the Department's basic financial statements, which include three components: (1) **government-wide financial statements**, (2) **fund financial statements** and (3) **notes to the financial statements**. This section also contains required supplementary information and combining financial statements.

Government-wide Financial Statements (Reporting the Department as a Whole)

The government-wide financial statements are designed to provide readers an overall picture of the Department's financial position. The statements provide both current and noncurrent information about the Department's financial status, which assist the reader in assessing the Department's economic condition at the end of the fiscal year. These statements are prepared using the economic resources measurement focus and the accrual basis of accounting, which are similar to methods followed by most private-sector

businesses. These statements take into account all of the current year's revenues and expenses, even if the related cash has not been received or paid. The government-wide financial statements include two statements: the Statements of Net Position and the Statements of Activities. These statements take a much longer view of the Department's finances than do the fund-level statements.

- The *Statements of Net Position* combine and consolidate all of the Department's assets and liabilities, except fiduciary funds, with the difference between the two reported as "net position". This includes current financial resources, capital assets and long-term obligations. Over time, increases or decreases in net position indicate whether the Department's financial health is improving or deteriorating, respectively. Fiduciary fund resources are not reported, as they are not available to support Department programs.
- The *Statements of Activities* present information showing how the Department's net assets changed during the fiscal year. The Department reports changes in net position as soon as the event giving rise to the change occurs, regardless of the timing of the related cash flows. Thus revenues and expenses are reported in the statements for some items that will result in cash flows in future fiscal periods (e.g., uncollected taxes and earned but unused compensated absences).

The Department's basic services are reported as governmental activities, including administration, fleet, facilities and information systems, maintenance, construction, other modal systems and other activities. Taxes, fees and federal grants finance most of these activities.

This report includes two schedules that reconcile the amounts reported on the governmental fund financial statements (prepared using the modified accrual basis of accounting and current financial resources measurement focus) with the governmental activities on the appropriate government-wide statements (prepared using the accrual basis of accounting and economic resources measurement focus). The following summarizes the impact of utilizing Governmental Accounting Standards Board (GASB) Statement 34 reporting:

- Other long-term assets that are not available to pay for current period expenditures are not reported on governmental fund statements.
- Internal service fund activities are reported as governmental activities on the government-wide statements, but reported separately as proprietary funds in the fund financial statements.
- Bond issuance costs are capitalized and amortized to expense as governmental activities, but reported as expenditures in the governmental fund statements.
- Unless currently due and payable, long-term liabilities, such as capital lease obligations, compensated absences and others, appear as liabilities only on the government-wide statements.
- Capital outlay spending results in capital assets on the government-wide statements, but is reported as expenditures on the governmental fund statements.
- Bond, note and capital lease issuances result in liabilities on the government-wide statements, but are recorded as other financing sources on the governmental fund statements.
- Certain other outflows represent either increases or decreases in liabilities on the government-wide statements, but are reported as expenditures on the governmental fund statements.

Fund Financial Statements (Reporting the Department's Major Funds)

The fund financial statements provide detailed information about the major individual funds. A fund is an accounting entity with a self-balancing set of accounts the Department uses to keep track of specific sources of funding and spending for a particular purpose. The Department, like other state and local governments, uses fund accounting to ensure and demonstrate compliance with finance-related legal and contractual requirements. All of the funds of the Department can be divided into three categories: governmental funds, proprietary funds and fiduciary funds. It is important to note these fund categories use different accounting approaches and should be interpreted differently.

- **Governmental Funds** Most of the basic services provided by the Department are reported in governmental funds. Reporting focuses on how financial resources flow in and out of the funds, and amounts remaining at year-end for future spending. Governmental funds are accounted for using the modified accrual basis of accounting, which measures cash and other assets that can be readily converted to cash. These statements provide a detailed short-term view of the Department's general governmental operations and the basic services it provides. This information should help determine whether there are more or less current financial resources available for the Department's current needs. Because the focus of governmental fund financial statements is narrower than that of government-wide financial statements, it is useful to compare these statements with the governmental activities information presented in the government-wide financial statements. By doing so, readers may better understand the long-term impact of the government's short-term financing decisions. Both the governmental fund Balance Sheets and the governmental fund Statements of Revenues, Expenditures and Changes in Fund Balances provide a reconciliation to facilitate a comparison between governmental funds and governmental activities in the government-wide statements. These reconciliations are presented on the page immediately following the governmental fund financial statements.

The Department reports three major governmental funds. Information is presented separately in the governmental funds Balance Sheets and the governmental funds Statements of Revenues, Expenditures and Changes in Fund Balances for the State Highways and Transportation Department Fund (Highway Fund), the State Road Fund (Road Fund) and the State Road Bond Fund. The Highway and Road funds are special revenue funds used to account for the proceeds of specific revenue sources that are legally restricted to expenditures for specified purposes. The State Road Bond Fund is a debt service fund, which was constitutionally established to receive monies from the state's motor vehicle sales tax and is used to fund the repayment of bonds. Data from other funds are combined into a single, aggregated presentation as nonmajor governmental funds. Examples of the nonmajor funds include statutorily established funds for multimodal activities. Individual fund data for each of these nonmajor governmental funds is provided within combining financial statements following the Notes to the Financial Statements.

- **Proprietary Funds** When the Department charges customers for some of the services it provides, whether to outside customers, other agencies, or to units within the Department, these funds are reported in proprietary funds. These funds are used to show activities that operate more like those found in the private sector and utilize full accrual accounting, like the government-wide statements.

The Department has two internal service funds: MHTC Self-Insurance Plan and the MoDOT and Missouri State Highway Patrol (MSHP) Medical and Life Insurance Plan. Individual data for each of these funds is provided within the combining financial statements following the Notes to the Financial Statements. Internal service fund activities are reported as governmental activities on the government-wide statements with eliminations made to remove the effect of the interfund activity.

- **Fiduciary Funds** Fiduciary funds are used to account for resources held for the benefit of parties outside the Department. These funds are not reflected in the government-wide financial statements because the resources of these funds are not available to support the Department's activities. These agency funds account for monies held on behalf of various political subdivisions and other interested parties.

Notes to the Financial Statements

The *Notes to the Financial Statements* provide additional information that is essential to a full understanding of the data provided in the government-wide and fund financial statements. The notes to the financial statements, which discuss particular accounts in more detail, can be found immediately following the fiduciary funds Statements of Assets and Liabilities.

Required Supplementary Information

A section of *Required Supplementary Information* follows the Notes to the Financial Statements. This section includes budgetary comparisons and a separate reconciliation between the fund balances for budgetary purposes and the fund balances as presented for the major special revenue funds in the governmental fund financial statements. The Budgetary Comparison has been provided for the Department's two major special revenue funds to demonstrate compliance with this budget. The legal authority for approval of the Department's budget and amendments for all funds, except the Road Fund, rests with the State Legislature. The authority for the Road Fund rests with the Commission.

Also included is a schedule that reports information about the funding progress of the MoDOT and MSHP Medical and Life Insurance Plan.

Combining Statements

The *Combining Statements* section presents statements reporting individual and total columns for nonmajor governmental funds, proprietary (internal service) funds and fiduciary (agency) funds. This information is presented only in summary form in the basic financial statements.

Budgetary Comparison Schedules and Reconciliations

The *Budgetary Comparison Schedules and Reconciliations* section includes budgetary comparisons and reconciliations between the fund balances for budgetary purposes and the fund balances as presented for the major debt service and nonmajor special revenue funds in the governmental fund financial statements. The legal authority for approval of these budgets and amendments rests with the State Legislature.

GOVERNMENT-WIDE FINANCIAL ANALYSIS

Statements of Net Position

As noted earlier, net position may serve over time as a useful indicator of the Department's financial health. The following tables, graphs and analyses discuss the financial position and changes in financial position for the Department as a whole as of and for the fiscal years ended June 30, 2013, 2012 and 2011. The Department's combined net position increased \$544.0 million over the course of this fiscal year's operations, an increase of 2.1 percent. This compares to an increase of \$580.0 million in 2012 from 2011.

The following table reflects the condensed financial information derived from the Statements of Net Position as of June 30, 2013, 2012 and 2011:

(Amounts in millions)	<u>2013</u>	<u>2012</u>	<u>2011</u>	<u>Percent Change 2013-2012</u>
Assets				
Current and other assets	\$ 1,531	\$ 1,643	\$ 1,957	(6.8)%
Capital assets, net	<u>29,241</u>	<u>28,712</u>	<u>27,937</u>	1.8
Total assets	<u>30,772</u>	<u>30,355</u>	<u>29,894</u>	1.4
Liabilities				
Current liabilities	414	415	408	(0.2)
Noncurrent liabilities	<u>3,240</u>	<u>3,366</u>	<u>3,492</u>	(3.7)
Total liabilities	<u>3,654</u>	<u>3,781</u>	<u>3,900</u>	(3.4)
Net Position				
Net Investment in capital assets	26,225	25,528	24,604	2.7
Restricted (internal service fund requirements and highways and transportation uses)	<u>893</u>	<u>1,046</u>	<u>1,390</u>	(14.7)
Total net position	<u>\$27,118</u>	<u>\$26,574</u>	<u>\$25,994</u>	2.0 %

The total assets of the Department were \$30.8 billion, while total liabilities were \$3.7 billion, resulting in a net position of \$27.1 billion. By far, the largest portion of the Department's net position, \$26.2 billion, 96.7 percent, was invested in capital assets (i.e., land, buildings, equipment, infrastructure and other), less any related debt outstanding that was needed to acquire or construct the assets. The Department uses capital assets to provide services to citizens; consequently, these assets are not available for future spending. Although the Department's investment in capital assets is reported net of related debt, it should be noted that the resources needed to repay this debt must be provided from other sources, since the capital assets themselves cannot be used to liquidate the liabilities.

Total assets increased \$0.4 billion in 2013, compared to a \$0.5 billion increase in 2012 from 2011. Total liabilities decreased \$0.1 billion in 2013, the same decrease as in 2012 from 2011. The Department did not issue new long-term debt, while making debt payments, thus decreasing liabilities and current and other assets.

Statements of Activities

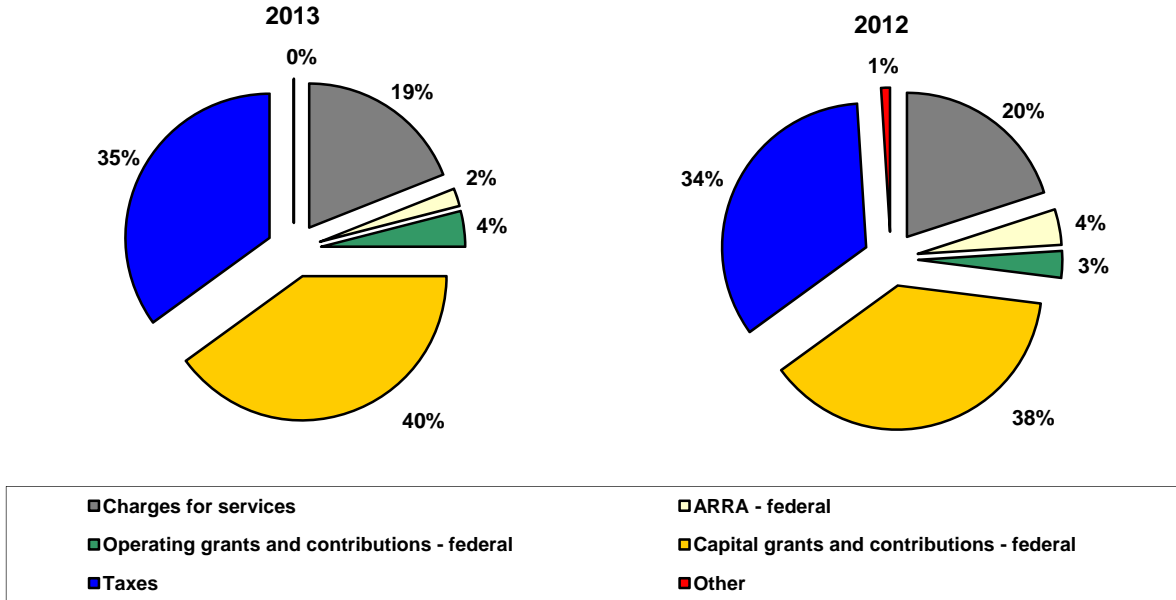
The following condensed financial information was derived from the government-wide Statements of Activities and reflects how the Department's net position changed during the year, compared to the prior years. The information is for the fiscal years ended June 30, 2013, 2012 and 2011.

(Amounts in millions)

	<u>2013</u>	<u>2012</u>	<u>2011</u>	<u>Percent Change 2013-2012</u>
Revenues				
Program revenues				
Charges for services	\$ 428	\$ 452	\$ 458	(5.3)%
American Recovery and Reinvestment Act	50	99	249	(49.5)
Operating grants and contributions – federal government	87	74	58	17.6
Capital grants and contributions – federal government	892	861	1,228	3.6
General revenues				
Taxes	791	788	769	0.4
Investment earnings (loss)	(1)	13	14	(107.7)
Miscellaneous	7	8	7	(12.5)
Total revenues	<u>2,254</u>	<u>2,295</u>	<u>2,783</u>	(1.8)
Expenses				
Program expenses				
Administration	32	30	33	6.7
Fleet, facilities and information systems	35	37	45	(5.4)
Maintenance	398	390	412	2.1
Construction	218	321	319	(32.1)
Multimodal operations	89	68	65	30.9
Interest on debt	139	144	148	(3.5)
Other state agencies	200	215	199	(7.0)
Self-insurance (workers' compensation and liability)	15	14	29	7.1
Medical and life insurance	95	97	94	(2.1)
Other post-employment benefits	75	76	79	(1.3)
Depreciation on assets	414	323	748	28.2
Total expenses	<u>1,710</u>	<u>1,715</u>	<u>2,171</u>	(0.3)
Changes in net position	544	580	612	(6.2)
Net position, beginning of year	<u>26,574</u>	<u>25,994</u>	<u>25,382</u>	2.2
Net position, end of year	<u>\$27,118</u>	<u>\$26,574</u>	<u>\$25,994</u>	2.0 %

Governmental Activities

The following chart depicts revenues of the governmental activities, as a percent, for the fiscal years ended June 30, 2013 and 2012.



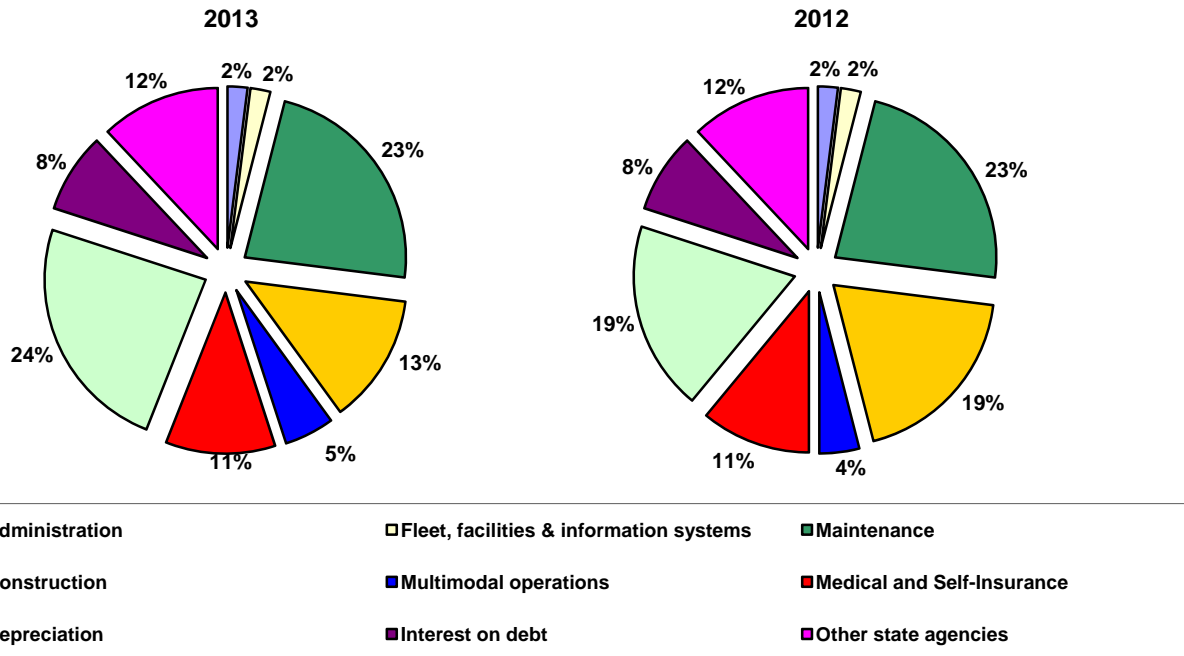
Revenues for the year decreased \$41.0 million compared to a decrease of \$488.0 million in 2012 from 2011. American Recovery and Reinvestment Act (ARRA) decreased \$49.4 million as most projects related to this program are completed. Federal grants revenue, including operating grants and contribution and capital grants and contributions, increased \$44.0 million from 2012 related to reimbursement for hazard elimination projects. The following three revenue sources provided \$2.1 billion, or 93.6 percent, of the Department's revenues:

- Charges for services, including licenses, fees, permits and cost reimbursements: \$428.0 million
- Sales, use and fuel taxes: \$791.0 million
- Federal Highway Administration capital grants: \$892.0 million

In 2012, these same revenue sources provided \$2.1 billion, or 91.5 percent, of the Department's revenues.

While motor fuel taxes and motor vehicle driver's license fees declined, motor vehicle sales and use taxes have grown in 2013. Overall, state transportation funding, after taking into consideration the reduction of ARRA revenues, remains relatively flat. Any increase in sales and use tax has been offset by declines in other revenue sources.

The following chart depicts expenses of the governmental activities for the fiscal years ended June 30, 2013 and 2012.



Expenses for the year decreased \$5.0 million, or 0.3 percent. Depreciation on assets, primarily infrastructure, has increased \$91.0 million. The amount of depreciable assets increased and the method for calculating infrastructure depreciation was revised to use a straight line method rather than a weighted average life method, both attributing to the increased depreciation expense. Maintenance program increased as a result of more hazard elimination projects while the Construction program decreased due to reduced funding.

The Department's expenses for construction and maintenance of the state's highway system totaled \$616.0 million and \$711.0 million in 2013 and 2012, respectively. This represents 36.0 percent and 41.5 percent of the total expenses for 2013 and 2012, respectively.

FUND FINANCIAL ANALYSIS

As previously mentioned, the Department uses fund accounting to ensure and demonstrate compliance with budgetary and legal requirements. The following is a brief discussion of highlights from the fund financial statements. The purpose of the Department's governmental fund financial statements is to provide information on near-term inflows, outflows and balances of spendable resources.

Governmental Funds

At the end of the fiscal year, the fund balances of the governmental funds totaled \$1.2 billion, a decrease of \$89.5 million from the previous year. This compares to a decrease of \$321.9 million in 2012 from 2011. Revenues from the federal government increased \$56.4 million from 2012 primarily related to reimbursements for hazard elimination projects. The Department spent \$232.5 million less in 2013. This change is a combination of decreases in capital outlays, \$152.0 million; construction, \$117.0 million; other state agencies, \$13.0 million; and fleet, facilities and information systems, \$3.0 million; and a combination of increases from debt service, \$17.0 million; maintenance, \$14.0 million; and multimodal operations, \$21.0 million. Other financing sources increased \$3.2 million as a result of the sale of capital assets due to the Department's reorganization which included the reduction of equipment.

State Highways and Transportation Department Fund: The Highway Fund was established by statute to receive revenues derived from the use of state highways. The fund pays the costs incurred to collect revenues received and to administer and enforce state motor vehicle laws and traffic regulations. As shown on the Balance Sheets, the fund ended the fiscal year with assets of \$118.4 million, liabilities of \$10.6 million and a restricted fund balance of \$107.8 million. Amendment 3 included not only a change in revenue allocation, but also changed the Department's expenditure funding. As a result of Amendment 3, the Department's expenditures, with the exception of Motor Carrier Services refunds, are paid from the Road Fund. The Constitution requires the balance of funds remaining after other state agency expenditures be transferred to the Road Fund.

As shown on the Statements of Revenues, Expenditures and Changes in Fund Balances of the governmental funds, the Highway Fund had \$733.5 million in revenues, a decrease of \$5.8 million from 2012. In 2012, revenues were \$4.4 million more than 2011. The decrease in revenues reflects the declining motor fuel tax receipts.

State Road Fund: The Road Fund was constitutionally established to receive monies from the motor vehicle sales tax, the federal government and other revenues. This is the primary operating fund of the Department and pays to construct, improve and maintain the state highway system and to administer the Commission and the Department. The fund ended the year with assets of \$1.2 billion, a decrease of \$109.7 million from 2012. This compares to a decrease in 2012 of \$336.3 million from 2011. Liabilities totaled \$145.8 million, a decrease of \$26.0 million from 2012; and fund balances totaled \$1.0 billion, a decrease of \$83.7 million from 2012 compared to a decrease of \$331.5 million in 2012 from 2011.

State Road Bond Fund: The Bond Fund was constitutionally established to receive monies from the state's motor vehicle sales tax. Monies are used to fund the repayment of bonds issued by the Commission. The fund was established in fiscal year 2006 as a debt service fund. At the end of this fiscal year, total assets were \$37.0 million, compared to \$42.4 million in 2012. The ARRA revenue represents the federal government subsidy received for the Build America Bonds issued in 2010. Expenditures of the Bond Fund were \$125.1 million in 2013 compared to \$107.3 million in 2012, as revenues were used to repay bonds.

Proprietary Funds

The Department's internal service funds consist of the MHTC Self-Insurance Fund (workers' compensation, fleet liability and general liability) and the MoDOT and MSHP Medical and Life Insurance Plan. The self-insurance fund receives premiums from the Department for fleet and general liability claims, and from the Department, MSHP and MoDOT and Patrol Employees' Retirement System (MPERS) for workers' compensation claims. The Department, MSHP, MPERS and employees of those agencies pay premiums to the medical and life insurance fund.

As shown on the Statements of Net Position – Proprietary Funds, the total assets increased \$5.6 million in 2013 compared to an increase of \$8.6 million in 2012. Total current liabilities of the proprietary funds at 2013 were \$43.0 million, a decrease of \$2.4 million from 2012. In 2012, total current liabilities of the proprietary funds decreased \$1.2 million from 2011. Total pending self-insurance claims and incurred but not reported claims decreased \$4.0 million compared to a \$2.1 million decrease in 2012 from 2011.

Total net position of the internal service funds increased \$9.3 million at the end of the current fiscal year to \$33.0 million, compared to an increase of \$12.2 million in 2012 from 2011. Highway general liability expenses increased \$2.9 million while Other operating revenue increased \$1.9 million due to the receipt of money from a settlement.

The largest operating expenses of the proprietary funds, medical and prescription drug benefits, totaled \$102.9 million compared to \$105.7 million in 2012. This accounts for 78.1 percent of the total operating expenses, compared to 79.6 percent in 2012. This \$2.8 million decrease compares to a \$2.4 million increase in 2012 from 2011. The actual is driven by a decrease in enrollment over the fiscal year.

Fiduciary Funds

The Department's agency funds are used to account for monies held on behalf of various political subdivisions and other interested parties. These funds act as clearing accounts and thus do not have a net position.

SIGNIFICANT EVENTS FOR THE YEAR ENDED JUNE 30, 2013

The Safe & Sound Bridge Improvement Program was a two-pronged program to improve 802 of the state's lowest rated bridges. Of the 802 total, 248 bridges were identified for rehabilitation and the remaining 554 for full replacement through a design-build contract. This project was completed in October 2012, over one year ahead of schedule. Projects like the Safe & Sound Bridge Improvement Program will be unlikely to continue in upcoming years due to MoDOT's smaller construction budget.

On February 28, 2008, the Department entered into an Agreement with the state of Illinois, through the Illinois Department of Transportation, to design and construct a new 4-lane Mississippi River bridge and approaches in Illinois and Missouri. The project, identified as the Stan Musial Veterans Memorial Bridge, includes the main span, as well as Missouri and Illinois approaches, interchanges in both Missouri and Illinois, relocation of Illinois Route 3 and a tri-level in Illinois. The total estimated cost of the project at June 30, 2013 is \$692.6 million, with Missouri and Illinois participating in the main span and approaches at 41.0 percent and 59.0 percent, respectively. All projects, except Illinois Route 3, are planned for completion by early calendar year 2014.

The I-64 Daniel Boone Bridge Design-Build project costing \$125.0 million was awarded in early July 2012. The project is needed to maintain the existing system by constructing a new westbound bridge over the Missouri River between St. Louis and St. Charles counties to replace an aging structure. The current westbound bridge was built in the mid-1930s and was not designed for interstate level traffic. The project is expected to be completed by December 31, 2015.

The Department, St. Charles County and the local municipalities have partnered together to build Route 364 in St. Charles County, a \$118.2 million project. The project includes building an improved connection from Page Avenue and Mid Rivers Mall Drive to I-64/US Route 40/61 at Route N. The design-build contracting process was approved in February 2013 and is expected to be completed by late November 2014.

Additional federal revenues became available to all states when the President signed ARRA into law. As of June 30, 2013, on a cash basis, the Department has expended \$633.7 million of the \$639.2 million allocated for Missouri's highway infrastructure, on the job training, ferry boat and forest highway projects. The Department has also expended \$53.2 million for other transportation modes, such as rail and transit.

The Department, like other entities, has been impacted by increased costs of petroleum products utilized in daily maintenance operations. However, construction project bid amounts and subsequent awards have been at less than programmed amounts. The Department has successfully used a variety of innovations, which focus on getting the most value for each tax dollar, better, faster and cheaper than ever before. Innovations include:

- practical design, governed by three ground rules – safety, communication and quality – delivers “good” projects everywhere, instead of “perfect” projects somewhere;
- value engineering, a systematic process to review and provide recommendations to improve value while addressing the project's purpose and need;
- alternate bidding of materials on specific projects;
- alternate technical concepts allowing the bidder to propose designs with bid submittal; and
- packaging of bids to increase competition among bidders.

As a result of approaching projects using innovative concepts, projects totaling \$1.2 billion were completed in 2013 at 12.5 percent under the programmed cost. The Department is recognized nationally by other departments of transportation for MoDOT's performance management system and practical design efforts. In fact, the Federal Highway Administration has acknowledged the Department's performance management system as a noteworthy practice because it achieves accountability and transparency, aligns performance measures and strategic goals and is an outcome-based performance management tool.

During fiscal year 2013, MoDOT initiated a statewide engagement effort called On the Move to update Missouri's long range transportation plan. MoDOT began seeking direction regarding transportation priorities from stakeholders and members of the public across the state through listening sessions, mobile tours and virtual forums. The information gathered will guide the priorities, projects and solutions for a safe and modern transportation system in the future.

In January 2013, the Missouri Highways and Transportation Commission Chairman introduced a proposal that suggested a temporary 1-cent general sales and use tax for 10 years be imposed and dedicated for transportation. In February 2013, legislation was filed in both the House and Senate of the Missouri General Assembly that would allow the citizens of Missouri to vote to impose such a tax. Although the legislation had bi-partisan support, the legislation did not pass.

CAPITAL ASSETS AND LONG-TERM OBLIGATION ADMINISTRATION

Capital Assets

The Department's investment in capital assets for its governmental activities as of June 30, 2013, totals \$52.7 billion, with accumulated depreciation of \$23.4 billion and a net value of \$29.2 billion. The net value represents an increase of \$529.2 million from fiscal year 2012, compared to an increase of \$775.7 million in 2012 from 2011. Depreciation charges totaled \$413.7 million in fiscal year 2013, compared to \$323.2 million in 2012. The amount of depreciable assets increased and the method for calculating infrastructure depreciation was revised to use a straight line method rather than a weighted average life method, both contributing to the increased depreciation expense. These assets are summarized in the table below. Additional information about the Department's capital assets is presented in the Notes to the Financial Statements.

(Amounts in millions)	<u>2013</u>	<u>2012</u>	<u>2011</u>	Percent Change 2013-2012
Land and permanent easements	\$ 2,490	\$ 2,477	\$ 2,477	0.5 %
Software in progress	1	1	1	---
Construction in progress	167	152	126	9.9
Infrastructure in progress	2,776	3,006	3,157	(7.7)
Land improvements	18	15	15	12.5
Buildings	156	164	168	(4.9)
Software	6	5	4	20.0
Vehicles and equipment	171	173	188	(0.6)
Temporary easements	1	2	3	(50.0)
Infrastructure	<u>23,455</u>	<u>22,717</u>	<u>21,798</u>	3.2
Total	<u>\$29,241</u>	<u>\$28,712</u>	<u>\$27,937</u>	1.8 %

As provided by generally accepted accounting principles (GAAP), the Department records its infrastructure assets at actual or estimated historical cost. Included in infrastructure are more than 33,800 miles of highways and 10,300 bridges that the Department is responsible for maintaining.

The STIP sets the specific construction projects the Department will undertake in the next five years. It covers highways and bridges, transit, aviation, rail, waterways, enhancements and other projects. The program, updated annually, is dynamic with adjustments made to project plans during the life of the STIP based on needs and goals of the Department. The Commission approves amendments during the fiscal year as circumstances require.

Long-Term Obligation Administration

The following table presents a summary of the Department's long-term obligations for governmental activities. Additional information about the Department's long-term obligations is presented in the Notes to the Financial Statements.

(Amounts in millions)

	<u>2013</u>	<u>2012</u>	<u>2011</u>	Percent Change 2013-2012
State road bonds	\$2,918	\$3,072	\$3,205	(5.0)%
Premium on bonds and deferred refunding	70	82	96	(14.6)
Advances from other entities	26	28	24	(7.1)
Capital lease obligations	2	2	8	---
Compensated absences	32	33	37	(3.0)
Other liabilities	<u>5</u>	<u>3</u>	<u>10</u>	66.7
Total obligations	3,053	3,220	3,380	(5.2)
Current portion of obligations	<u>198</u>	<u>187</u>	<u>168</u>	5.9
Total noncurrent obligations	<u>\$2,855</u>	<u>\$3,033</u>	<u>\$3,212</u>	(5.9)%

The Department's total obligations, excluding pending self-insurance claims and incurred but unreported claims, decreased \$167.0 million from 2012, compared to a decrease of \$160.0 million in 2012 from 2011. At the end of the current fiscal year, state road bonds total \$2.9 billion, or 95.6 percent, of the total obligations. Revenues collected under Article IV, Section 30(a) and (b) of the Missouri Constitution and revenues collected from federal highway reimbursements secure the bonds. These revenues are state highway user fees, including fuel taxes, sales and use taxes, licenses and fees and federal highway reimbursements. Principal payments are due on various dates through fiscal year 2033.

The advances from other entities are related to construction projects accelerated to meet the needs of the users. Principal payments are due on various dates through fiscal year 2021.

The Department has entered into various capital lease obligations. The lease agreements provide a means of financing office equipment. In addition to equipment lease agreements, the Department entered into an agreement for an office facility to accommodate the consolidation of motor carrier services in fiscal year 2005. Due to emphasis on decreasing leased office space, the Department is currently in the process of terminating this lease in fiscal year 2014. Capital lease payments mature on various dates through fiscal year 2020.

RECENT EVENTS AND FUTURE BUDGETS

The Department's fiscal year 2014 budget for all funds was approved by the Legislature in May 2013 and signed into law by the Governor in June 2013. The fund level is the legal level of control for the Road Fund, with approval of the Road Fund budget by the Commission. The Commission approved the budget for all funds in June 2013, with a total spending plan of \$2.06 billion. The fiscal year 2014 budget is the smallest since fiscal year 2005. With the completion of projects built with Amendment 3 bond proceeds and federal stimulus funds, the construction program continues to decline. Program funds will focus on taking care of the existing transportation system as revenues are insufficient to do more.

Congress passed Moving Ahead for Progress in the 21st Century (MAP-21), a two-year, \$105.0 billion transportation bill for the nation's transportation projects, on June 29, 2012. General Fund transfers of \$18.8 billion and Leaking Underground Storage Tank Trust Fund transfers of \$2.4 billion to the Highway Trust Fund will allow level funding over the life of the bill through September 30, 2014. MAP-21 reduced the amount of funding for all state transportation departments, and Missouri will actually receive \$71.0 million less per year. The Congressional Budget Office (CBO) estimates that the Highway Trust Fund's Highway and Transit Accounts will not face deficits until fiscal year 2015. Congress will need to take action by September 30, 2014 for federal transportation funding to continue in the future.

In January of 2014, construction will begin on the Manchester Bridge Project, located in Jackson County, to replace the I-70 bridges over Manchester Trafficway, the Blue River and an adjacent rail yard; a maintain the system project. Built in the late 1950s, the current I-70 bridges are among the earliest pieces of interstate construction in western Missouri and need frequent maintenance and extensive repairs. The project is scheduled to conclude in December 2015.

The STIP identifies transportation projects planned for 2014 through 2018. Due to stagnant state revenues, uncertain federal funding at the time of STIP preparation and no more bond proceeds from the Amendment 3 bonds, the new five-year transportation construction program approved by the Commission in July 2013 reflects a continued smaller investment in highway and bridge construction. For the 2014-2018 STIP, the awards will average \$694.0 million a year compared to a \$1.2 billion program just a few years ago. The reduced amount of funding in MAP-21 also results in less highway and bridge construction.

The measures taken with the Bolder Five-Year Direction, a cost savings initiative within MoDOT, will not fix Missouri's transportation funding problem. The Department cannot cut its way to an improved transportation system. Missourians need to decide what kind of transportation system they want and how they will pay for it. The On the Move effort should help articulate that transportation vision.

Even with the drastic resizing associated with implementation of the Bolder Five-Year Direction, the Department has to overcome the challenges of reduced motor fuel tax revenue due to more fuel efficient vehicles on the road as well as fewer miles traveled by consumers. Since 1992, concrete and asphalt costs have outpaced fuel tax revenue two-to-one. As discussed previously, during the 2013 legislative session, legislation was considered that would have allowed a temporary, 10-year, 1-cent general sales tax to be voted on by the citizens of Missouri. While the legislation had bi-partisan support, the legislation failed to pass. Without creating new revenue sources, the State's transportation program will only be able to maintain its current system and not meet the demands of expanding transportation needs.

The Governmental Accounting Standards Board (GASB) issued Statement No. 68, Accounting and Financial Reporting for Pensions in June of 2012 for fiscal years beginning after June 15, 2014. This Statement replaces the requirements of previously published Statement No. 27, Accounting for Pensions by State and Local Governmental Employers. By publishing this Statement, GASB expands the transparency requirements of governments by requiring expanded disclosures of assessments, explanations of how and why net pension liability changed, and contribution schedules. The Department will be implementing this Statement with its fiscal year 2015 Comprehensive Annual Financial Report.

ECONOMIC CONDITIONS

The current economic environment presents government entities, including state transportation departments, with unusual circumstances and challenges. The past year has seen only slight improvement in the Missouri economy. Consumer sentiment indices have shown some improvement in consumer confidence, but consumers are expected to remain cautious with spending, as the economic recovery continues to be slow. This may negatively impact the various sources that fund the Department and other government entities, resulting in delays in collection of receivables and availability of future funding. Such changes affecting funding sources could have a significant impact on the operations, including future highway projects, of the Department. For the past five fiscal years, the Department has experienced a favorable bidding environment for construction projects. During this time, 2,081 highway and bridge construction projects estimated at \$5.0 billion were awarded for \$4.6 billion, a 9.14 percent difference.

CONTACTING THE DEPARTMENT'S FINANCIAL MANAGEMENT

This financial report is designed to provide the Missouri Department of Transportation's interested parties, including citizens, taxpayers, customers, investors and creditors, with a general overview of the Department's finances and to demonstrate the Department's accountability for the money it receives. Questions about this report or requests for additional financial information should be addressed to the Missouri Department of Transportation, Financial Services Division, P.O. Box 270, Jefferson City, MO 65102. This report is also included in the Report to the Joint Committee on Transportation Oversight and is available on the Department's website at www.modot.mo.gov.



This page intentionally left blank

Government-wide Financial Statements

Statements of Net Position

June 30, 2013 and 2012

	Governmental Activities	
	2013	2012
Assets		
Current assets		
Cash and cash equivalents	\$ 1,035,555,070	\$ 1,137,812,467
Investments	2,377,978	9,491,838
Restricted cash and investments	71,791,700	70,021,550
State taxes and fees receivables	137,391,420	137,250,331
Federal government receivables	62,959,841	64,134,654
Miscellaneous receivables, net	39,199,566	40,725,246
Loans receivable	395,694	430,082
Inventories	<u>34,840,942</u>	<u>45,789,400</u>
Total current assets	<u>1,384,512,211</u>	<u>1,505,655,568</u>
Noncurrent assets		
Investments	115,412,204	101,892,379
Restricted cash and investments	200,000	---
Miscellaneous receivables, net	12,294,588	13,805,122
Loans receivable	1,700,879	2,086,883
Bond issue costs, net	11,281,247	12,811,685
Bond issue costs, swap termination payment	5,827,682	6,750,606
Capital assets		
Assets not being depreciated	5,434,125,789	5,635,721,457
Assets being depreciated, net	<u>23,807,388,964</u>	<u>23,076,569,926</u>
Total noncurrent assets	<u>29,388,231,353</u>	<u>28,849,638,058</u>
Total assets	<u>30,772,743,564</u>	<u>30,355,293,626</u>
Liabilities		
Current liabilities		
Accounts payable	112,944,056	126,757,099
Accrued payroll	22,687,988	22,446,745
Accrued interest payable	30,128,100	31,579,184
Unearned revenue	18,286,109	12,054,072
Pending self-insurance claims	17,715,000	18,490,000
Incurred but not reported claims	14,841,000	16,791,000
Financing and other obligations	<u>197,882,062</u>	<u>186,588,696</u>
Total current liabilities	<u>414,484,315</u>	<u>414,706,796</u>
Noncurrent liabilities		
Pending self-insurance claims	49,547,962	49,796,049
Incurred but not reported claims	13,258,000	14,248,000
Other post-employment benefit obligations	321,937,451	268,544,583
Financing and other obligations	<u>2,855,218,581</u>	<u>3,033,762,958</u>
Total noncurrent liabilities	<u>3,239,961,994</u>	<u>3,366,351,590</u>
Total liabilities	<u>3,654,446,309</u>	<u>3,781,058,386</u>
Net Position		
Net Investment in capital assets	26,225,284,447	25,527,562,407
Restricted for:		
Internal service fund requirements	300,000	300,000
Highways and transportation	<u>892,712,808</u>	<u>1,046,372,833</u>
Total net position	<u>\$27,118,297,255</u>	<u>\$26,574,235,240</u>

Statements of Activities

Years Ended June 30, 2013 and 2012

	Governmental Activities	
	2013	2012
Transportation Program Expenses		
Administration	\$ 32,244,395	\$ 30,039,600
Fleet, facilities and information systems	34,904,795	37,267,601
Maintenance	398,274,230	389,803,160
Construction	218,466,203	321,047,659
Multimodal operations	89,183,960	68,282,094
Interest	138,946,829	143,283,093
Other state agencies	199,659,461	214,696,433
Self-insurance	15,336,349	13,894,305
Medical and life insurance	94,694,864	97,136,669
Other post-employment benefits	75,151,587	75,896,217
Depreciation	<u>413,705,116</u>	<u>323,238,383</u>
Total transportation program expenses	<u>1,710,567,789</u>	<u>1,714,585,214</u>
Transportation Program Revenues		
Charges for services		
Licenses, fees and permits	283,021,795	284,676,676
Intergovernmental/cost reimbursements/miscellaneous	107,936,890	131,226,893
Interest	105,950	144,478
Member insurance premiums	<u>37,327,828</u>	<u>35,635,943</u>
Total charges for services	428,392,463	451,683,990
Federal government		
American Recovery and Reinvestment Act	49,911,874	99,266,014
Operating	87,688,971	73,929,574
Capital	<u>892,031,320</u>	<u>860,754,276</u>
Total federal government	<u>1,029,632,165</u>	<u>1,033,949,864</u>
Total transportation program revenues	<u>1,458,024,628</u>	<u>1,485,633,854</u>
Net expense of transportation program	<u>(252,543,161)</u>	<u>(228,951,360)</u>
General Revenues		
Fuel taxes	486,528,830	496,608,092
Sales and use taxes	304,162,919	291,279,169
Unrestricted investment earnings (loss)	(1,156,653)	13,308,467
State appropriations	11,630,299	11,130,409
Gain (loss) on sale of capital assets	<u>(4,560,219)</u>	<u>(3,222,560)</u>
Total general revenues	<u>796,605,176</u>	<u>809,103,577</u>
Changes in Net Position	544,062,015	580,152,217
Net Position, beginning of year	<u>26,574,235,240</u>	<u>25,994,083,023</u>
Net Position, end of year	<u>\$27,118,297,255</u>	<u>\$26,574,235,240</u>



This page intentionally left blank

Fund Financial Statements

Balance Sheets

Governmental Funds

June 30, 2013 and 2012

	2013				
	State Highways and Transportation Department Fund	State Road Fund	State Road Bond Fund	Nonmajor Governmental Funds	Total Governmental Funds
Assets					
Cash and cash equivalents	\$ 8,268,052	\$ 960,620,934	\$25,414,796	\$22,621,814	\$ 1,016,925,596
State taxes and fees receivable	106,803,058	18,640,528	11,511,475	436,359	137,391,420
Federal government receivable	---	48,028,506	---	14,931,335	62,959,841
Miscellaneous receivables, net	3,367,628	43,633,355	40,574	2,413,983	49,455,540
Loans receivable	---	---	---	2,096,573	2,096,573
Due from other funds	---	2,626,005	---	---	2,626,005
Inventories	---	34,840,942	---	---	34,840,942
Restricted cash and investments	---	71,691,700	---	---	71,691,700
Total assets	<u>\$118,438,738</u>	<u>\$1,180,081,970</u>	<u>\$36,966,845</u>	<u>\$42,500,064</u>	<u>\$1,377,987,617</u>
Liabilities and Fund Balances					
Liabilities					
Accounts payable	\$ 1,539,198	\$ 92,679,368	\$ 3,846	\$ 15,685,256	\$ 109,907,668
Accrued payroll	6,972,389	15,624,477	---	91,122	22,687,988
Deferred revenue	2,120,929	37,486,884	---	778,462	40,386,275
Due to other funds	---	---	---	2,626,005	2,626,005
Total liabilities	<u>10,632,516</u>	<u>145,790,729</u>	<u>3,846</u>	<u>19,180,845</u>	<u>175,607,936</u>
Fund balances					
Nonspendable – inventories	---	34,840,942	---	---	34,840,942
Unassigned	---	---	---	(234,005)	(234,005)
Restricted – highways and transportation	107,806,222	999,450,299	36,962,999	23,553,224	1,167,772,744
Total fund balances	<u>107,806,222</u>	<u>1,034,291,241</u>	<u>36,962,999</u>	<u>23,319,219</u>	<u>1,202,379,681</u>
Total liabilities and fund balances	<u>\$118,438,738</u>	<u>\$1,180,081,970</u>	<u>\$36,966,845</u>	<u>\$42,500,064</u>	<u>\$1,377,987,617</u>

2012

State Highways and Transportation Department Fund	State Road Fund	State Road Bond Fund	Nonmajor Governmental Funds	Total Governmental Funds
\$ 10,304,282	\$1,053,181,877	\$31,683,152	\$23,029,706	\$ 1,118,199,017
108,448,095	17,426,227	10,624,173	751,836	137,250,331
---	49,687,809	---	14,446,845	64,134,654
3,230,488	47,337,826	47,613	2,085,359	52,701,286
---	---	---	2,516,965	2,516,965
---	6,638,409	---	---	6,638,409
---	45,789,400	---	---	45,789,400
---	69,721,550	---	---	69,721,550
<u>\$121,982,865</u>	<u>\$1,289,783,098</u>	<u>\$42,354,938</u>	<u>\$42,830,711</u>	<u>\$1,496,951,612</u>
\$ 1,723,979	\$ 112,196,533	\$ 21,710	\$10,490,122	\$ 124,432,344
6,951,422	15,400,023	---	95,300	22,446,745
3,170,852	44,217,888	---	4,191,360	51,580,100
---	---	---	6,638,409	6,638,409
<u>11,846,253</u>	<u>171,814,444</u>	<u>21,710</u>	<u>21,415,191</u>	<u>205,097,598</u>
---	45,789,400	---	---	45,789,400
---	---	---	(2,898,764)	(2,898,764)
<u>110,136,612</u>	<u>1,072,179,254</u>	<u>42,333,228</u>	<u>24,314,284</u>	<u>1,248,963,378</u>
<u>110,136,612</u>	<u>1,117,968,654</u>	<u>42,333,228</u>	<u>21,415,520</u>	<u>1,291,854,014</u>
<u>\$121,982,865</u>	<u>\$1,289,783,098</u>	<u>\$42,354,938</u>	<u>\$42,830,711</u>	<u>\$1,496,951,612</u>



This page intentionally left blank

Reconciliation of the Governmental Funds Balance Sheets to the Statements of Net Position

Governmental Funds

June 30, 2013 and 2012

	<u>Total</u>	
	<u>2013</u>	<u>2012</u>
Fund balances – total governmental funds	\$ 1,202,379,681	\$ 1,291,854,014
Amounts reported for governmental activities in the statements of net position are different because:		
Capital assets, net of accumulated depreciation of \$23,424,216,862 and \$23,116,420,369 in 2013 and 2012, respectively, used in governmental activities are not financial resources and therefore are not reported in the funds.	29,241,514,753	28,712,291,383
Bond issue costs, reported as deferred assets, are not available to pay for current period expenditures and therefore are not reported in the funds.	17,108,929	19,562,291
Some of the Department's tax revenue will be collected after the 60-day availability period and is deferred in the fund financial statements. However, revenue from this amount is recognized in the government-wide financial statements, net of allowance for uncollectible amounts.	29,508,310	47,320,384
Internal service funds are used by management to charge the costs of certain activities to individual funds. The assets and liabilities of the internal service funds are included only in the statements of net position.		
Medical and life insurance plan	31,621,646	32,125,059
Self-insurance plan	1,330,130	(8,442,470)
Certain liabilities, including bonds payable, are not due and payable in the current period and therefore are not reported in the funds.		
Financing and other obligations	(3,053,100,643)	(3,220,351,654)
Other post-employment benefits obligations	(321,937,451)	(268,544,583)
Accrued interest payable	<u>(30,128,100)</u>	<u>(31,579,184)</u>
Total net position – governmental activities	<u>\$27,118,297,255</u>	<u>\$26,574,235,240</u>

Statements of Revenues, Expenditures and Changes in Fund Balances

Governmental Funds

Years Ended June 30, 2013 and 2012

	2013				
	State Highways and Transportation Department Fund	State Road Fund	State Road Bond Fund	Nonmajor Governmental Funds	Total Governmental Funds
Revenues					
Fuel taxes	\$ 486,135,509	\$ 138,610	\$ ---	\$ 254,711	\$ 486,528,830
Sales and use taxes	56,791,147	125,161,522	114,329,854	7,880,396	304,162,919
Licenses, fees and permits	183,156,641	97,407,997	---	2,457,157	283,021,795
Intergovernmental/cost reimbursements/miscellaneous	7,237,088	129,295,255	---	2,199,138	138,731,481
Investment earnings	176,449	(1,434,901)	69,963	39,529	(1,148,960)
American Recovery and Reinvestment Act	---	28,026,219	5,337,922	16,547,733	49,911,874
State government	---	---	---	11,630,299	11,630,299
Federal government	---	894,664,491	---	90,406,070	985,070,561
Total revenues	<u>733,496,834</u>	<u>1,273,259,193</u>	<u>119,737,739</u>	<u>131,415,033</u>	<u>2,257,908,799</u>
Expenditures					
Current					
Administration	---	46,936,054	---	---	46,936,054
Fleet, facilities and information systems	---	38,057,876	---	---	38,057,876
Maintenance	---	417,868,882	---	36,871,484	454,740,366
Construction	---	237,629,620	---	---	237,629,620
Multimodal operations	---	824,349	---	88,579,674	89,404,023
Capital outlay	---	959,305,565	---	1,484,100	960,789,665
Debt service	---	190,944,733	125,107,968	---	316,052,701
Other state agencies	226,683,268	---	---	---	226,683,268
Total expenditures	<u>226,683,268</u>	<u>1,891,567,079</u>	<u>125,107,968</u>	<u>126,935,258</u>	<u>2,370,293,573</u>
Excess of revenues over (under) expenditures	<u>506,813,566</u>	<u>(618,307,886)</u>	<u>(5,370,229)</u>	<u>4,479,775</u>	<u>(112,384,774)</u>
Other Financing Sources (Uses)					
Notes issued	---	9,493,172	---	---	9,493,172
Capital leases issued	---	116,309	---	---	116,309
Capital asset sales	---	13,288,747	---	12,213	13,300,960
Transfers in	---	511,732,245	---	---	511,732,245
Transfers out	(509,143,956)	---	---	(2,588,289)	(511,732,245)
Total other financing sources (uses)	<u>(509,143,956)</u>	<u>534,630,473</u>	<u>---</u>	<u>(2,576,076)</u>	<u>22,910,441</u>
Net Changes in Fund Balances	(2,330,390)	(83,677,413)	(5,370,229)	1,903,699	(89,474,333)
Fund Balances, beginning of year	<u>110,136,612</u>	<u>1,117,968,654</u>	<u>42,333,228</u>	<u>21,415,520</u>	<u>1,291,854,014</u>
Fund Balances, end of year	<u>\$ 107,806,222</u>	<u>\$ 1,034,291,241</u>	<u>\$ 36,962,999</u>	<u>\$ 23,319,219</u>	<u>\$ 1,202,379,681</u>

2012

State Highways and Transportation Department Fund	State Road Fund	State Road Bond Fund	Nonmajor Governmental Funds	Total Governmental Funds
\$ 496,148,454	\$ 148,356	\$ ---	\$ 311,282	\$ 496,608,092
54,574,874	119,376,944	108,929,749	8,397,602	291,279,169
183,119,951	99,060,982	---	2,433,313	284,614,246
5,094,989	131,822,490	---	1,711,202	138,628,681
319,794	10,169,400	333,942	188,218	11,011,354
---	90,545,508	5,337,921	3,381,548	99,264,977
---	---	---	11,130,409	11,130,409
---	<u>858,009,602</u>	---	<u>70,708,058</u>	<u>928,717,660</u>
<u>739,258,062</u>	<u>1,309,133,282</u>	<u>114,601,612</u>	<u>98,261,632</u>	<u>2,261,254,588</u>
---	46,636,384	---	---	46,636,384
---	41,132,987	---	---	41,132,987
---	409,562,668	---	30,794,049	440,356,717
---	354,258,611	---	---	354,258,611
---	980,139	---	67,500,477	68,480,616
---	1,112,768,600	---	---	1,112,768,600
---	191,807,948	107,308,547	---	299,116,495
<u>240,085,954</u>	---	---	---	<u>240,085,954</u>
<u>240,085,954</u>	<u>2,157,147,337</u>	<u>107,308,547</u>	<u>98,294,526</u>	<u>2,602,836,364</u>
<u>499,172,108</u>	<u>(848,014,055)</u>	<u>7,293,065</u>	<u>(32,894)</u>	<u>(341,581,776)</u>
---	9,097,003	---	---	9,097,003
---	11,747	---	---	11,747
---	10,591,137	---	---	10,591,137
---	496,854,460	---	---	496,854,460
<u>(496,854,460)</u>	---	---	---	<u>(496,854,460)</u>
<u>(496,854,460)</u>	<u>516,554,347</u>	---	---	<u>19,699,887</u>
2,317,648	(331,459,708)	7,293,065	(32,894)	(321,881,889)
<u>107,818,964</u>	<u>1,449,428,362</u>	<u>35,040,163</u>	<u>21,448,414</u>	<u>1,613,735,903</u>
<u>\$ 110,136,612</u>	<u>\$ 1,117,968,654</u>	<u>\$ 42,333,228</u>	<u>\$ 21,415,520</u>	<u>\$ 1,291,854,014</u>



This page intentionally left blank

Reconciliation of the Governmental Funds Statements of Revenues, Expenditures and Changes in Fund Balances to the Statements of Activities

Years Ended June 30, 2013 and 2012

	<u>2013</u>	<u>2012</u>
Net changes in fund balances – total governmental funds	\$ (89,474,333)	\$(321,881,889)
Amounts reported for governmental activities in the statements of activities are different because:		
Governmental funds report capital outlays as expenditures. However, in the statements of activities, the costs of those assets are allocated over their estimated useful lives and reported as depreciation expense. These are the amounts by which capital outlays and donated assets (\$960,789,665 and \$1,112,768,600 for 2013 and 2012, respectively) exceeded depreciation (\$413,705,116 and \$323,238,383 for 2013 and 2012, respectively).	547,084,549	789,530,217
In the statements of activities, only the gains on the sale of the capital assets are reported, whereas in the governmental funds, the proceeds from the sale increase financial resources. Thus, the changes in net position differ from the changes in fund balances by the book value of the assets sold.	(17,861,179)	(13,813,697)
Deferred revenues in the statements of activities that do not provide current financial resources are not reported as revenues in the governmental funds.	(17,812,074)	10,485,890
Proceeds from the issuance of long-term debt provide current financial resources to governmental funds, but issuing debt increases long-term liabilities in the statements of net position. Repayment of principal is an expenditure in the governmental funds, but the repayment reduces long-term liabilities in the statements of net position. These are the net effects of the differences in the treatment of long-term debt obligations and related items.	155,722,675	134,473,608
Some expenses reported in the statements of activities do not require the use of current financial resources and, therefore, are not reported as expenditures in the governmental funds.		
Compensated absences	727,708	3,783,249
Interest expense recognition	11,773,717	12,251,044
Claims and judgments	(1,996,330)	7,157,551
Other post-employment benefits	(53,392,868)	(54,137,498)
Pollution remediation obligations	20,963	86,070
Internal service funds are used by management for the medical and life insurance plan and the self-insurance plan. The net revenues of internal service funds are reported with governmental activities.		
Medical and life insurance plan	(503,413)	2,361,628
Self-insurance plan	<u>9,772,600</u>	<u>9,856,044</u>
Changes in net position – governmental activities	<u>\$544,062,015</u>	<u>\$ 580,152,217</u>

Statements of Net Position

Proprietary Funds

June 30, 2013 and 2012

	<u>Internal Service Funds</u>	
	<u>2013</u>	<u>2012</u>
Assets		
Current assets		
Cash and cash equivalents	\$ 18,629,474	\$ 19,613,450
Investments	2,377,978	9,491,838
Restricted investments	300,000	300,000
Miscellaneous receivables	2,038,614	1,829,082
Total current assets	<u>23,346,066</u>	<u>31,234,370</u>
Noncurrent assets		
Investments	115,412,204	101,892,379
Total noncurrent assets	<u>115,412,204</u>	<u>101,892,379</u>
Total assets	<u>138,758,270</u>	<u>133,126,749</u>
Liabilities		
Current liabilities		
Accounts payable	3,036,388	2,324,755
Unearned revenue	7,408,144	7,794,356
Pending self-insurance claims	17,715,000	18,490,000
Incurred but not reported claims	14,841,000	16,791,000
Total current liabilities	<u>43,000,532</u>	<u>45,400,111</u>
Noncurrent liabilities		
Pending self-insurance claims	49,547,962	49,796,049
Incurred but not reported claims	13,258,000	14,248,000
Total noncurrent liabilities	<u>62,805,962</u>	<u>64,044,049</u>
Total liabilities	<u>105,806,494</u>	<u>109,444,160</u>
Net Position		
Restricted net position	300,000	300,000
Unrestricted net position	32,651,776	23,382,589
Total net position	<u>\$ 32,951,776</u>	<u>\$ 23,682,589</u>

Statements of Revenues, Expenses and Changes in Net Position

Proprietary Funds

Years Ended June 30, 2013 and 2012

	<u>Internal Service Funds</u>	
	<u>2013</u>	<u>2012</u>
Operating Revenues		
Self-insurance premiums		
Highway workers' compensation	\$ 6,900,000	\$ 6,500,000
Highway patrol workers' compensation	3,000,000	3,000,000
Highway fleet vehicle liability	1,400,000	1,400,000
Highway general liability	11,410,000	11,100,000
Medical insurance premiums		
State	72,855,375	78,752,433
Member	37,327,828	35,635,943
American Recovery and Reinvestment Act	---	1,037
Other	<u>8,098,024</u>	<u>6,233,201</u>
Total operating revenues	<u>140,991,227</u>	<u>142,622,614</u>
Operating Expenses		
Self-insurance programs		
Highway workers' compensation	2,014,792	3,213,994
Highway patrol workers' compensation	2,160,053	2,982,772
Highway fleet vehicle liability	2,705,069	2,062,085
Highway general liability	7,917,555	5,033,268
Other	538,880	602,186
Medical and life insurance program		
Insurance premiums	6,334,536	6,250,162
Medical benefits	83,567,235	85,789,093
Prescription drug benefits	19,347,104	19,886,667
Professional fees	898,425	616,634
Administrative services	<u>6,306,284</u>	<u>6,352,832</u>
Total operating expenses	<u>131,789,933</u>	<u>132,789,693</u>
Operating income (loss)	<u>9,201,294</u>	<u>9,832,921</u>
Nonoperating Revenues		
Net appreciation and investment income	<u>67,893</u>	<u>2,384,751</u>
Total nonoperating revenues	<u>67,893</u>	<u>2,384,751</u>
Changes in Net Position	9,269,187	12,217,672
Net Position, beginning of year	<u>23,682,589</u>	<u>11,464,917</u>
Net Position, end of year	<u>\$ 32,951,776</u>	<u>\$ 23,682,589</u>

Statements of Cash Flows

Proprietary Funds

Years Ended June 30, 2013 and 2012

	<u>Internal Service Funds</u>	
	<u>2013</u>	<u>2012</u>
Cash Flows From Operating Activities		
Receipts from interfund services provided	\$ 140,777,800	\$ 144,063,753
Payments for interfund services used	(128,395,643)	(127,430,417)
Payments to suppliers	<u>(7,031,955)</u>	<u>(8,995,106)</u>
Net cash provided by (used in) operating activities	<u>5,350,202</u>	<u>7,638,230</u>
Cash Flows From Investing Activities		
Proceeds from sale and maturities of investments	49,939,568	88,268,701
Purchases of investments	(58,715,851)	(96,171,418)
Interest received	2,574,037	3,164,702
Investment fees	<u>(131,932)</u>	<u>(119,169)</u>
Net cash provided by (used in) investing activities	<u>(6,334,178)</u>	<u>(4,857,184)</u>
Net increase (decrease) in cash and cash equivalents	(983,976)	2,781,046
Cash and Cash Equivalents, beginning of year	<u>19,613,450</u>	<u>16,832,404</u>
Cash and Cash Equivalents, end of year	<u>\$ 18,629,474</u>	<u>\$ 19,613,450</u>
Reconciliation of Operating Income (Loss) to Net Cash Provided by (Used in) Operating Activities		
Operating income (loss)	\$ 9,201,294	\$ 9,832,921
Adjustments to reconcile operating income (loss) to net cash provided by (used in) operating activities		
Receivables	(213,426)	1,441,140
Accounts and claims payable	(3,251,454)	(3,482,045)
Deferred revenue	<u>(386,212)</u>	<u>(153,786)</u>
Net cash provided by (used in) operating activities	<u>\$ 5,350,202</u>	<u>\$ 7,638,230</u>
Noncash Items Impacting Recorded Assets		
Increase (decrease) in fair value of investments	<u>\$ (2,370,317)</u>	<u>\$ (520,889)</u>

Statements of Assets and Liabilities

Fiduciary Funds – Agency

June 30, 2013 and 2012

	<u>Agency Funds</u>	
	<u>2013</u>	<u>2012</u>
Assets		
Restricted cash and cash equivalents	\$ 33,562,141	\$ 12,210,466
Restricted investments	58,136,872	75,134,753
Other	<u>178,116</u>	<u>261,238</u>
Total assets	<u>\$91,877,129</u>	<u>\$87,606,457</u>
Liabilities		
Due to other governments	\$ 5,241,099	\$ 4,262,605
Advances from other governments	<u>86,636,030</u>	<u>83,343,852</u>
Total liabilities	<u>\$91,877,129</u>	<u>\$87,606,457</u>



This page intentionally left blank

Notes to the Financial Statements



This page intentionally left blank

INDEX FOR THE NOTES TO THE FINANCIAL STATEMENTS

For the Years Ended June 30, 2013 and 2012

	Page
Note 1 – Summary of Significant Accounting Policies	56
(A) Financial Reporting Entity	
(B) Government-wide and Fund Financial Statements	
(C) Measurement Focus, Basis of Accounting and Financial Statement Presentation	
(D) Assets, Liabilities and Net Position	
Note 2 – Deposits and Investments	60
Note 3 – Receivables	64
Note 4 – Capital Assets	66
Note 5 – Risk Management	68
(A) Workers' Compensation, Vehicle and General Liabilities	
(B) Other Claims	
Note 6 – Medical and Life Insurance Plan	68
Note 7 – Other Post-Employment Benefits (OPEB)	69
Note 8 – Financing and Other Obligations	71
(A) State Road Bonds	
(B) Notes Issued	
(C) Capital Lease Obligations	
(D) Pollution Remediation Obligations	
Note 9 – Tax Revenues	77
Note 10 – Interfund Transactions	78
Note 11 – Pension Plan	78
Note 12 – Commitments and Contingencies	79
(A) Unemployment Benefits	
(B) Construction Commitments	
(C) Operating Leases	
(D) Federal Funding	
Note 13 – Fund Balance Deficit	79
Note 14 – Accounting Pronouncements	79
(A) Deferrals and Net Position	
(B) Pension Plan Benefits Obligation	

Note 1: Summary of Significant Accounting Policies

The State Highway Department was created in 1913 to act as the agent of the state of Missouri (the state) for public roads. The State Highway Commission was created in 1921 with the passage of the Centennial Road Law and was charged with the administration of the network of connecting state highways, including their location, design, construction and maintenance.

In 1979, Missouri voters passed a constitutional amendment merging the State Highway Department with the Department of Transportation. By statute, the resulting department was named the Missouri Highways and Transportation Department. The constitutional amendment gave the Highways and Transportation Commission (the MHTC or Commission) the authority over all state transportation programs and facilities. The Commission is a bipartisan body of six members appointed by the Governor, with the consent of the Senate, for a term of six years. In 1996, by legislative action, the Missouri Highways and Transportation Department became the Missouri Department of Transportation (MoDOT or Department).

In 2002, several functions from other state agencies were combined with MoDOT. This was the result of legislative action and the Governor's Executive Order, which created the "One-Stop Shop" for motor carrier services (MCS), railroad operators and overdimension and overweight permitting. In 2003, by Governor's Executive Order, the Division of Highway Safety was transferred from the Department of Public Safety to MoDOT. This change was part of the Governor's Reorganization Plan of 2003, to merge both the Division of Highway Safety and MoDOT activities related to the state highway system and its safe operation. In 2006, the unit that audits motor carrier operators was transferred to MoDOT from the Department of Revenue. This unit is responsible for auditing International Fuel Tax Agreement tax returns and International Registration Plan applications.

(A) Financial Reporting Entity

Governmental Accounting Standards Board (GASB) Statement 14, *The Financial Reporting Entity*, as amended by GASB Statement 61, establishes the criteria to be used for defining primary governments, component units and related organizations. The Department does not meet the GASB's criteria to be reported as its own primary government or other stand-alone government. It is part of the primary government of the state and, like other state agencies, is included in the financial statements of the State. These financial statements report the funds from which MoDOT spends. The nonmajor Multimodal Fund includes only MoDOT appropriations reported for the state's General and Federal Stabilization funds. The nonmajor MCS Federal Fund is the Motor Carrier Safety Assistance Program.

Certain legally separate organizations are involved in transportation-related projects, such as the Missouri Transportation Finance Corporation (MTFC) and other transportation corporations. Although these organizations cooperate with the Department to meet their objectives and are included in the financial statements of the state as blended or discretely presented component units, they are not part of the Department's defined reporting entity.

The state's Comprehensive Annual Financial Report may be obtained by writing to the state of Missouri, Office of Administration, Division of Accounting, P. O. Box 809, Jefferson City, MO 65102, or may be accessed online at www.aa.mo.gov/acct.

(B) Government-wide and Fund Financial Statements

1. Government-wide Statements

The government-wide statements of net position and statements of activities report the overall financial activities of the Department, except for fiduciary activities. Eliminations have been made to minimize the double-counting of internal activities. The financial activities of the Department consist only of governmental activities, which are primarily supported by state taxes and intergovernmental revenues.

The Department administers a single program – transportation. The statements of activities demonstrate the degree to which the direct expenses of that function are offset by program revenues. Direct expenses are those that are clearly identifiable with the function. Program revenues include (a) charges paid by the recipients of goods or services offered by the program and (b) grants and contributions that are restricted to meeting the operational or capital requirements of the program. Revenues that are not classified as program revenues, including all taxes, are presented as general revenues.

2. Fund Financial Statements

The fund financial statements provide information about the Department's funds, including its fiduciary funds. Separate statements for each fund category – governmental, proprietary and fiduciary – are presented. The emphasis of fund financial statements is on major governmental funds, each displayed in a separate column. All remaining governmental funds are aggregated and reported as nonmajor funds.

The Department reports the following major governmental funds:

State Highways and Transportation Department Fund (Highway Fund) – This special revenue fund was established by Section 226.200, Revised Statutes of Missouri (RSMo.) to receive revenues derived from the use of state highways. This fund pays the costs incurred to collect that revenue, to administer and enforce any state motor vehicle laws or traffic regulations and to provide other related functions.

State Road Fund (Road Fund) – This special revenue fund was constitutionally established to receive monies from the state's motor vehicle sales tax, the federal government, transfers from the Highway Fund and other related revenues. Disbursements consist of costs incurred to construct, improve and maintain the state highway system and for debt service payments.

State Road Bond Fund – This debt service fund was constitutionally established to receive monies from the state's motor vehicle sales tax. Monies are used for the repayment of bonds issued by the Commission to fund the construction and reconstruction of the state highway system or for refunded bonds.

The Department reports the following additional fund types:

Internal Service Funds – These proprietary funds account for the financing of services provided to other funds within the Department and other participating agencies on a cost-reimbursement basis. These funds are used to account for medical and life insurance coverage and self-insurance activities. Department activity comprises the majority of these funds. These funds are included in the government-wide statements by eliminating off-setting revenues and expenses.

Agency Funds – These fiduciary funds account for monies held on behalf of various political subdivisions and other interested parties and will be used to reimburse the Department for expenditures incurred by the Department on behalf of the previously mentioned parties and to collect and administer registration, license fees and fuel taxes payable to contiguous states and Canadian provinces. These funds are not included in the government-wide statements, because they are held on behalf of various political subdivisions and other interested parties and they are not available for Department use.

(C) Measurement Focus, Basis of Accounting and Financial Statement Presentation

1. Government-wide Financial Statements

The government-wide, proprietary and fiduciary fund financial statements are reported using the economic resources measurement focus and the accrual basis of accounting. Revenues are recorded when earned and expenses are recorded at the time liabilities are incurred, regardless of when the related cash flows take place. Nonexchange transactions in which the Department gives (or receives) value without directly receiving (or giving) equal value in exchange include fuel taxes, sales and use taxes, Medicare Part D gap coverage and Early Retirement Reinsurance Program federal subsidies, grants, entitlements and donations. On an accrual basis, revenues from fuel taxes and sales and use taxes are recognized in the fiscal year in which the underlying exchange transaction occurs. Revenues from Medicare Part D gap coverage and Early Retirement Reinsurance Program, based on the current funding levels from the federal government, are recognized in the fiscal year in which the revenue-generating transactions occur. Because potential retroactive adjustments to the federal subsidies are not measurable, revenue impacts are recognized in the fiscal period in which adjustments are made by the federal government. Revenues from grants, entitlements and donations are recognized in the fiscal year in which all eligibility requirements imposed by the provider have been met.

2. Fund Financial Statements

Governmental funds are reported using the current financial resources measurement focus and the modified accrual basis of accounting. Under this method, all revenue sources are recognized when measurable and available. Revenues are considered to be available when they are collectible within the current period or soon enough thereafter to pay liabilities of the current period. For this purpose, the Department, consistent with the state of Missouri, considers revenues to be available if they are collected within 60 days of the end of the current fiscal year. Expenditures are recorded when the related fund liability is incurred, except for principal and interest on general long-term debt, claims and judgments and compensated absences, which are recognized as expenditures to the extent they have matured. General capital asset acquisitions are reported as expenditures in governmental funds. Proceeds of general long-term debt and acquisitions under capital leases are recorded as other financing sources.

Proprietary funds distinguish operating revenues and expenses from nonoperating items. The Department's operating revenues and expenses generally result from providing services in connection with the internal service funds' principal ongoing operations. The principal operating revenues are charges for insurance premiums. Operating expenses include self-insurance claims, benefits claims, insurance premiums and administrative expenses. Investment income is reported as nonoperating revenue.

When both restricted and unrestricted resources are available for use, it is the Department's policy to use restricted resources first, then unrestricted resources as needed.

(D) Assets, Liabilities and Net Position

1. Cash and Cash Equivalents and Investments

Cash and cash equivalents include:

- Cash
- Repurchase agreements, which are investments with original maturities of three months or less
- Pooled monies, including pooled investments, with the State Treasurer's office

Investments are valued at fair value.

2. Inventories

Inventories, primarily consisting of maintenance materials, are valued at cost using the weighted average method. Inventories are recorded in the governmental funds as expenditures when consumed rather than when purchased.

3. Interfund Transactions

The Department reports the following types of interfund transactions:

Interfund services provided and used – sales and purchases of goods and services between funds for a price approximating their external exchange value. Interfund services provided and used are reported as revenues in seller funds and as expenditures or expenses in purchaser funds. This internal activity is included in the government-wide statements by eliminating off-setting revenues and expenses.

Transfers – flows of assets (such as cash or goods) without equivalent flows of assets in return and without a requirement for repayment. In governmental funds, transfers are reported as other financing uses in the funds making transfers and as other financing sources in the funds receiving transfers.

4. Capital Assets

Capital assets, such as land, buildings, equipment and infrastructure assets, are reported at cost (or estimated historical cost) as governmental activities in the government-wide financial statements. Infrastructure assets are those assets that are normally immovable and of value to the citizens of the state of Missouri, such as roads, bridges, streets and sidewalks, drainage systems, lighting systems and similar items. The Department capitalizes assets with an expected useful life of more than one year with a cost greater than \$1,000 for equipment, \$5,000 for software and \$15,000 for buildings and land improvements. No dollar threshold is set for land, easements and infrastructure. Donated capital assets are recorded at their fair value at the date of the donation.

Capital assets utilized in the governmental funds are recorded as expenditures in the governmental fund financial statements. Depreciation expense, including amortization of leased capital and intangible assets, is recorded in the government-wide financial statements.

Capital assets are depreciated or amortized on the straight-line method over the asset's estimated useful life. Prior to fiscal year 2013, infrastructure was depreciated using a method in which a depreciation rate was calculated annually using a weighted average of the current age of the depreciable infrastructure. During fiscal year 2013, the Department adopted a straight-line method for infrastructure depreciation. As required by generally accepted accounting principles, this change has been accounted for prospectively. There is no depreciation recorded for land, permanent easements, software in progress, construction in progress and infrastructure in progress. Generally, estimated useful lives are as follows:

Vehicles, machinery and equipment	1 to 20 years
Buildings and other improvements	10 to 50 years
Infrastructure	7 to 50 years
Software	5 years
Temporary Easements	3 years

5. *Deferred and Unearned Revenue*

The Department has recorded deferred revenue in the Road Fund and Highway Fund relating to long-term cost reimbursement receivables and in nonmajor funds relating to local matches for pass-through funds and cost reimbursements. Unearned revenue in the internal service funds is employee and employer medical insurance premiums received and held for the subsequent month's coverage. These amounts are unearned as of year-end.

6. *Compensated Absences*

Under the terms of the Department's personnel policy, Department employees are granted 10 to 14 hours of annual leave per month. Additionally, certain employees can accrue a maximum of 240 hours of compensatory time for unpaid overtime. Employees have accrued annual leave and compensatory time available amounting to \$32,419,864 and \$33,147,572 as of June 30, 2013 and 2012, respectively, recorded in the government-wide financial statements. Because employees are not paid for accumulated sick leave upon retirement or termination, no liability has been recorded for this leave.

7. *Bond Premiums, Discounts and Issuance Costs*

In the government-wide financial statements, bond premiums and discounts, including the deferred amount on refunding as well as issuance costs, are deferred and amortized over the life of the bonds using the effective interest method. Bonds payable are reported net of the applicable bond premium or discount and deferred amount on refunding.

In the fund financial statements, governmental fund types recognize bond premiums and discounts, as well as bond issuance costs, during the current period. The face amount of debt issued is reported as other financing sources. Premiums on debt issuances are reported as other financing sources and discounts are reported as other financing uses. Issuance costs, whether or not withheld from the actual debt proceeds received, are reported as debt service expenditures.

8. *Pollution Remediation Obligations*

MoDOT estimates the components of expected pollution remediation activities and determines whether expected outlays for those components should be accrued as a liability and expensed or, if appropriate, capitalized. Pollution remediation obligations are measured at the current cost of future activities and are valued using the expected cash flow method, which measures the liability based on probability-weighted amounts. The determined liabilities could change over time due to changes in costs of goods and services, changes in remediation technology or changes in laws and regulations governing the remediation efforts.

9. *Fund Balances*

In the fund financial statements, fund balances are displayed as follows:

Nonspendable – This consists of State Road Fund balances of \$34,840,942 and \$45,789,400 at June 30, 2013 and 2012, respectively, representing inventories held.

Unassigned – This consists of a deficit fund balance in the Motor Carrier Safety Federal Fund of \$234,005. Under the modified accrual basis of accounting, fund payables are recorded as expenditures when incurred. However, due to the timing of receipts, the corresponding federal revenue was deferred, resulting in a negative fund balance.

Restricted – This consists of fund balances that are legally restricted by outside parties or by law through constitutional provisions or enabling legislation. Total restricted fund balances of \$1,167,772,744 and \$1,248,963,378 at June 30, 2013 and 2012, respectively, were restricted by enabling legislation.

10. *Net Position*

In the government-wide and proprietary fund financial statements, net position is displayed as follows:

Net Investment in Capital Assets – This consists of capital assets, net of accumulated depreciation, less the outstanding balances of any bonds, notes, or other borrowings that are attributable to the acquisition, construction or improvement of those assets.

Restricted – This consists of assets that are legally restricted by outside parties or by law through constitutional provisions or enabling legislation. This also includes unexpended bond or lease proceeds less the related outstanding liability. Total restricted net position at June 30, 2013 and 2012, \$893,012,808 and \$1,046,672,833, respectively, were restricted by enabling legislation or by outside parties.

11. Use of Estimates

The preparation of financial statements in conformity with accounting principles generally accepted in the United States of America (GAAP) requires management to make estimates and assumptions that affect the reported amounts of assets, liabilities and disclosures of contingent assets and liabilities at the date of the financial statements and the reported amounts of revenues, expenses or expenditures and other changes in net position or fund balances during the reporting period. Actual results could differ from those estimates.

Note 2: Deposits and Investments

Cash and investments include amounts held by the State Treasurer's Office as required by the state constitution for all state funds of the primary government. Interest income earned on cash and investments in the State Treasury is allocated to the funds based on the respective investment and cash balances. In addition, cash and investments also include funds held in depository banks, as allowed by state statute.

By policy, investments may include linked deposits, certificates of deposit, commercial paper, bankers' acceptances, repurchase agreements and reverse repurchase agreements, U.S. Treasury obligations and federal agency securities. The Department's investments are reported at fair value. While the majority of the Department's investments are pooled in the State Treasury or with the Department of Revenue, a portion is held at banks outside those state agencies. At June 30, 2013 and 2012, the Department's portfolio of non-pooled funds had \$176,127,054 and \$186,718,970, respectively, of uninsured, unregistered investments held in the Commission's or State's name. Also at June 30, 2013 and 2012, the Department had book balances of \$46,950,166 and \$27,553,247, respectively, of repurchase agreements. Of the total repurchase agreements' bank balances of \$47,217,441 and \$29,262,439 at June 30, 2013 and 2012, respectively, securities were held by a financial institution's trust department in the Commission's or State's name.

Interest Rate Risk – The State Treasurer's Office policy states it will minimize the risk the market value of investments will fall due to changes in general interest rates by maintaining an effective duration of less than 2.5 years and holding at least 25.0 percent of the portfolio's total market value in securities with a maturity of 12 months or less. MoDOT's policy for the investment portfolios of non-pooled funds states they are to be structured so securities mature to meet cash requirements for ongoing operations, thereby avoiding the need to sell securities on the open market prior to maturity. Of the total non-pooled investments, \$175,911,886 is highly sensitive to interest rate changes, because the investments are callable or subject to prepayment. The effective maturities are disclosed based on assumptions provided by the Department's investment advisor.

Credit Risk – The State Treasurer's Office policy states it will minimize the risk of loss due to the failure of a security issuer or backer by pre-approving financial institutions, companies, brokers and dealers and conducting regular credit monitoring and due diligence. MoDOT's policy for the investment portfolios of non-pooled funds states they are to be limited to the safest types of securities, as described above. The policies for both portfolios require diversification so potential losses on individual securities will be minimized.

Concentration of Credit Risk – The policies of both the State Treasurer's Office and MoDOT state investments are to be diversified and limits are set to minimize the risk of loss resulting from excess concentration in a specific maturity, issuer or class of security. The asset allocation is periodically reviewed by the State Treasurer and the Department's investment advisor. At June 30, 2013 and 2012, no investments in any one organization (other than those issued or sponsored by the U.S. Government and those in pooled investments) represented 5.0 percent of total investments.

At June 30, 2013, the Department's cash and investments consisted of the following:

	State Highways and Transportation Department Fund	State Road Fund	State Road Bond Fund	Nonmajor Funds	Internal Service Funds	Agency Funds
Cash and investments:						
Cash and investments pooled in the State Treasury	\$8,268,052	\$960,620,934	\$25,414,796	\$22,621,814	\$ ---	\$ ---
Cash deposited with banks	---	---	---	---	280	---
U.S. agency obligations	---	---	---	---	117,775,014	---
U.S. Treasury obligations	---	---	---	---	15,168	---
Repurchase agreements	---	---	---	---	18,629,194	---
Total	<u>\$8,268,052</u>	<u>\$960,620,934</u>	<u>\$25,414,796</u>	<u>\$22,621,814</u>	<u>\$136,419,656</u>	<u>\$ ---</u>
Restricted assets:						
Cash and investments pooled in the State Treasury	\$ ---	\$ 71,691,700	\$ ---	\$ ---	\$ ---	\$ ---
Cash and investments pooled with the Mo. Dept. of Revenue	---	---	---	---	---	5,240,750
Cash deposited with banks	---	---	---	---	---	419
U.S. agency obligations	---	---	---	---	---	58,136,872
U.S. Treasury obligations	---	---	---	---	200,000	---
Certificate of deposit	---	---	---	---	100,000	---
Repurchase agreements	---	---	---	---	---	28,320,972
Total	<u>\$ ---</u>	<u>\$ 71,691,700</u>	<u>\$ ---</u>	<u>\$ ---</u>	<u>\$ 300,000</u>	<u>\$91,699,013</u>

At June 30, 2012, the Department's cash and investments consisted of the following:

	State Highways and Transportation Department Fund	State Road Fund	State Road Bond Fund	Nonmajor Funds	Internal Service Funds	Agency Funds
Cash and investments:						
Cash and investments pooled in the State Treasury	\$10,304,282	\$1,053,181,877	\$31,683,152	\$23,029,706	\$ ---	\$ ---
Cash deposited with banks	---	---	---	---	8,376	---
U.S. agency obligations	---	---	---	---	111,367,824	---
U.S. Treasury obligations	---	---	---	---	16,393	---
Repurchase agreements	---	---	---	---	19,605,074	---
Total	<u>\$10,304,282</u>	<u>\$1,053,181,877</u>	<u>\$31,683,152</u>	<u>\$23,029,706</u>	<u>\$130,997,667</u>	<u>\$ ---</u>
Restricted assets:						
Cash and investments pooled in the State Treasury	\$ ---	\$ 69,721,550	\$ ---	\$ ---	\$ ---	\$ ---
Cash and investments pooled with the Mo. Dept. of Revenue	---	---	---	---	---	4,262,200
Cash deposited with banks	---	---	---	---	---	93
U.S. agency obligations	---	---	---	---	---	75,134,753
U.S. Treasury obligations	---	---	---	---	200,000	---
Certificate of deposit	---	---	---	---	100,000	---
Repurchase agreements	---	---	---	---	---	7,948,173
Total	<u>\$ ---</u>	<u>\$ 69,721,550</u>	<u>\$ ---</u>	<u>\$ ---</u>	<u>\$ 300,000</u>	<u>\$87,345,219</u>

The maturities of mortgage-backed investments have been estimated based on the weighted average life of the investment type. Estimated maturities will differ from actual maturities because issuers may have the right to call or prepay obligations.

At June 30, 2013, the Department's investments had the following maturities:

<u>Investment Type</u>	<u>Fair Value</u>	<u>Investment Maturities (in years)</u>		
		<u>Less than 1</u>	<u>1 to 5</u>	<u>6 to 10</u>
Repurchase agreements	\$ 46,950,166	\$46,950,166	\$ ---	\$ ---
Certificate of deposit	100,000	100,000	---	---
U.S. Treasury obligations	215,168	---	215,168	---
U.S. agency obligations	<u>175,911,886</u>	<u>31,087,555</u>	<u>136,390,036</u>	<u>8,434,295</u>
	<u>\$223,177,220</u>	<u>\$78,137,721</u>	<u>\$ 136,605,204</u>	<u>\$8,434,295</u>

At June 30, 2012, the Department's investments had the following maturities:

<u>Investment Type</u>	<u>Fair Value</u>	<u>Investment Maturities (in years)</u>		
		<u>Less than 1</u>	<u>1 to 5</u>	<u>6 to 10</u>
Repurchase agreements	\$ 27,553,247	\$ 27,553,247	\$ ---	\$ ---
Certificate of deposit	100,000	100,000	---	---
U.S. Treasury obligations	216,393	216,393	---	---
U.S. agency obligations	<u>186,502,577</u>	<u>44,921,904</u>	<u>140,480,464</u>	<u>1,100,209</u>
	<u>\$214,372,217</u>	<u>\$ 72,791,544</u>	<u>\$ 140,480,464</u>	<u>\$1,100,209</u>

At June 30, 2013, the Department's non-pooled investments were rated as shown below:

<u>Investment Type</u>	<u>Moody's</u>	<u>Standard and Poor's</u>	<u>Fair Value</u>
U.S. agency obligations	Aaa	AA+	\$ 175,911,886
U.S. Treasury obligations	Aaa	AA+	<u>215,168</u>
			<u>\$ 176,127,054</u>

At June 30, 2012, the Department's non-pooled investments were rated as shown below:

<u>Investment Type</u>	<u>Moody's</u>	<u>Standard and Poor's</u>	<u>Fair Value</u>
U.S. agency obligations	Aaa	AA+	\$ 186,502,577
U.S. Treasury obligations	Aaa	AA+	<u>216,393</u>
			<u>\$ 186,718,970</u>



This page intentionally left blank

Note 3: Receivables

Reimbursement receivables consist of billings to outside entities for repayment of expenditures incurred by MoDOT. Also included are miscellaneous receivables from contractors and others. Reimbursement receivables are shown net of an allowance for doubtful accounts of \$4,359,167 and \$4,342,368 at June 30, 2013 and 2012, respectively. The Department provides an allowance based upon a review of the outstanding receivables, historical collection information and existing economic conditions.

Contributions receivable consists of amounts due from participating employers and members in the Department's insurance and risk management plans. The federal government receivable represents funds to be received on federally-participating projects. Loans receivables represent loans to cities and counties for nonhighway-related projects, such as airport improvements.

Receivables at June 30, 2013 for the government's individual major funds, nonmajor funds and internal service funds were as follows:

	State Highways and Transportation Department Fund	State Road Fund	State Road Bond Fund	Nonmajor Funds
State taxes and fees	\$106,803,058	\$ 18,640,528	\$11,511,475	\$ 436,359
Federal government	---	48,028,506	---	14,931,335
Miscellaneous:				
Reimbursements	3,320,936	42,402,875	---	2,373,955
Interest	46,692	1,230,480	40,574	40,028
Contributions	---	---	---	---
Total miscellaneous	<u>3,367,628</u>	<u>43,633,355</u>	<u>40,574</u>	<u>2,413,983</u>
Loans	---	---	---	<u>2,096,573</u>
Total receivables	<u>\$110,170,686</u>	<u>\$110,302,389</u>	<u>\$11,552,049</u>	<u>\$19,878,250</u>

Receivables at June 30, 2012 for the government's individual major funds, nonmajor funds and internal service funds were as follows:

	State Highways and Transportation Department Fund	State Road Fund	State Road Bond Fund	Nonmajor Funds
State taxes and fees	\$108,448,095	\$ 17,426,227	\$10,624,173	\$ 751,836
Federal government	---	49,687,809	---	14,446,845
Miscellaneous:				
Reimbursements	3,172,109	45,753,634	---	2,058,482
Interest	58,379	1,584,192	47,613	26,877
Contributions	---	---	---	---
Total miscellaneous	<u>3,230,488</u>	<u>47,337,826</u>	<u>47,613</u>	<u>2,085,359</u>
Loans	---	---	---	<u>2,516,965</u>
Total receivables	<u>\$111,678,583</u>	<u>\$114,451,862</u>	<u>\$10,671,786</u>	<u>\$19,801,005</u>

<u>Internal Service Funds</u>	<u>Total</u>	<u>Due Within One Year</u>
\$ ---	\$ 137,391,420	\$ 137,391,420
---	62,959,841	62,959,841
123,652	48,221,418	35,926,830
228,313	1,586,087	1,586,087
<u>1,686,649</u>	<u>1,686,649</u>	<u>1,686,649</u>
<u>2,038,614</u>	<u>51,494,154</u>	<u>39,199,566</u>
---	<u>2,096,573</u>	<u>395,694</u>
<u>\$2,038,614</u>	<u>\$253,941,988</u>	<u>\$239,946,521</u>

<u>Internal Service Funds</u>	<u>Total</u>	<u>Due Within One Year</u>
\$ ---	\$ 137,250,331	\$ 137,250,331
---	64,134,654	64,134,654
170,786	51,155,011	37,349,889
232,208	1,949,269	1,949,269
<u>1,426,088</u>	<u>1,426,088</u>	<u>1,426,088</u>
<u>1,829,082</u>	<u>54,530,368</u>	<u>40,725,246</u>
---	<u>2,516,965</u>	<u>430,082</u>
<u>\$1,829,082</u>	<u>\$258,432,318</u>	<u>\$242,540,313</u>

Note 4: Capital Assets

Changes in capital assets for the year ended June 30, 2013 are summarized below:

	<u>Beginning Balance</u>	<u>Additions</u>	<u>Deletions/ Retirements</u>	<u>Transfers</u>	<u>Ending Balance</u>
Nondepreciable capital assets					
Land and permanent easements	\$ 2,477,421,792	\$ 321,854	\$ 9,657,267	\$ 21,432,384	\$ 2,489,518,763
Software in progress	858,122	1,381,126	---	(779,945)	1,459,303
Construction in progress	151,682,407	44,415,101	---	(28,714,402)	167,383,106
Infrastructure in progress	<u>3,005,759,136</u>	<u>880,016,835</u>	---	<u>(1,110,011,354)</u>	<u>2,775,764,617</u>
Total nondepreciable capital assets	<u>5,635,721,457</u>	<u>926,134,916</u>	<u>9,657,267</u>	<u>(1,118,073,317)</u>	<u>5,434,125,789</u>
Depreciable/amortizable capital assets					
Land improvements	25,803,764	---	355,407	3,538,108	28,986,465
Buildings	265,436,447	195,407	9,393,029	3,743,910	259,982,735
Software	17,504,608	1,727,213	648,329	779,945	19,363,437
Equipment and vehicles	503,088,381	31,935,885	43,960,028	---	491,064,238
Temporary easements	3,004,168	796,244	1,863,565	---	1,936,847
Infrastructure	<u>45,378,152,927</u>	---	<u>57,892,177</u>	<u>1,110,011,354</u>	<u>46,430,272,104</u>
Total depreciable/amortizable capital assets	<u>46,192,990,295</u>	<u>34,654,749</u>	<u>114,112,535</u>	<u>1,118,073,317</u>	<u>47,231,605,826</u>
Accumulated depreciation/amortization					
Land improvements	10,009,635	1,049,307	169,772	---	10,889,170
Buildings	101,418,551	8,514,773	6,118,065	---	103,815,259
Software	12,054,583	2,159,829	587,616	---	13,626,796
Equipment and vehicles	330,439,895	30,647,054	41,244,680	---	319,842,269
Temporary easements	1,340,863	1,001,306	1,863,565	---	478,604
Infrastructure	<u>22,661,156,842</u>	<u>370,332,847</u>	<u>55,924,925</u>	---	<u>22,975,564,764</u>
Total accumulated depreciation/amortization	<u>23,116,420,369</u>	<u>413,705,116</u>	<u>105,908,623</u>	---	<u>23,424,216,862</u>
Total depreciable/amortizable capital assets, net	<u>23,076,569,926</u>	<u>(379,050,367)</u>	<u>8,203,912</u>	<u>1,118,073,317</u>	<u>23,807,388,964</u>
Total net capital assets	<u>\$ 28,712,291,383</u>	<u>\$ 547,084,549</u>	<u>\$ 17,861,179</u>	<u>\$ ---</u>	<u>\$ 29,241,514,753</u>

Changes in capital assets for the year ended June 30, 2012 are summarized below:

<u>Beginning Balance</u>	<u>Additions</u>	<u>Deletions/ Retirements</u>	<u>Transfers</u>	<u>Ending Balance</u>
\$ 2,476,703,872	\$ 678,294	\$ 11,371,066	\$ 11,410,692	\$ 2,477,421,792
1,497,526	480,295	---	(1,119,699)	858,122
126,003,714	44,749,704	---	(19,071,011)	151,682,407
<u>3,157,004,824</u>	<u>1,043,607,723</u>	<u>---</u>	<u>(1,194,853,411)</u>	<u>3,005,759,136</u>
<u>5,761,209,936</u>	<u>1,089,516,016</u>	<u>11,371,066</u>	<u>(1,203,633,429)</u>	<u>5,635,721,457</u>
24,095,878	---	143,997	1,851,883	25,803,764
264,786,204	199,998	5,358,191	5,808,436	265,436,447
14,555,181	1,829,728	---	1,119,699	17,504,608
494,673,043	20,377,966	11,962,628	---	503,088,381
5,028,257	844,892	2,868,981	---	3,004,168
<u>44,255,389,074</u>	<u>---</u>	<u>72,089,558</u>	<u>1,194,853,411</u>	<u>45,378,152,927</u>
<u>45,058,527,637</u>	<u>23,252,584</u>	<u>92,423,355</u>	<u>1,203,633,429</u>	<u>46,192,990,295</u>
9,089,739	980,476	60,580	---	10,009,635
96,422,301	8,761,971	3,765,721	---	101,418,551
10,482,063	1,572,520	---	---	12,054,583
306,789,542	34,846,237	11,195,884	---	330,439,895
2,533,842	1,676,002	2,868,981	---	1,340,863
<u>22,457,845,223</u>	<u>275,401,177</u>	<u>72,089,558</u>	<u>---</u>	<u>22,661,156,842</u>
<u>22,883,162,710</u>	<u>323,238,383</u>	<u>89,980,724</u>	<u>---</u>	<u>23,116,420,369</u>
<u>22,175,364,927</u>	<u>(299,985,799)</u>	<u>2,442,631</u>	<u>1,203,633,429</u>	<u>23,076,569,926</u>
<u>\$ 27,936,574,863</u>	<u>\$ 789,530,217</u>	<u>\$ 13,813,697</u>	<u>\$ ---</u>	<u>\$ 28,712,291,383</u>

Note 5: Risk Management

The Department is exposed to various risks of loss related to torts; theft of, damage to and destruction of assets; errors and omissions; injuries to employees; and natural disasters. In addition, various lawsuits against the Department arise incident to the Department's normal operations. These risks have been classified as workers' compensation, vehicle liability, general liability, condemnation and inverse condemnation, contractor suits, employment suits, environmental regulatory liability and levy and drainage district suits. It is the policy of the Department to manage its risks internally, with the exception of purchased earthquake and major building insurance policies. No insurance settlements exceeded coverage in the last three years. In addition, all state employees and officers are covered by the state's Legal Expense Fund.

(A) Workers' Compensation, Vehicle and General Liabilities

The Department sets aside assets for the settlement of workers' compensation, vehicle liability and general liability claims in an internal service fund, the MHTC Self-Insurance Fund. Section 537.610 RSMo. limits the liability of the state and its public entities on claims within the scope of Sections 537.600 to 537.650 RSMo., except for those claims governed by the provisions of the Missouri Workers' Compensation Law, Chapter 287 RSMo. The limits were \$2,657,587 and \$2,618,230 for all claims arising out of a single accident or occurrence, and \$398,638 and \$392,734 for any one person in a single accident or occurrence, at June 30, 2013 and 2012, respectively, as set by the Missouri Department of Insurance.

Estimated pending self-insurance claims represent the expected losses to be realized on known claims pending and include minor non-incremental claims adjustment expenses. Estimated unreported claims represent expected losses or claims incurred but not reported. Amounts are reported based on actuarial calculations. Liabilities for incurred losses related to workers' compensation and general and vehicle liability claims are reported at their discounted value, assuming an investment yield of 2.0 percent.

Changes in pending self-insurance claims and incurred but not reported claims for workers' compensation, vehicle and general liability during the past two years are:

	<u>Beginning Balance</u>	<u>Current Claims and Estimate Changes</u>	<u>Claim Payments</u>	<u>Ending Balance</u>
2013	\$87,825,049	\$14,797,469	\$17,360,556	\$85,261,962
2012	\$89,983,640	\$13,292,119	\$15,450,710	\$87,825,049

(B) Other Claims

Claims for condemnation and inverse condemnation, contractor suits, levy and drainage district suits, environmental regulatory liability and employment suits are paid from the State Road Fund. Liabilities are reported when it is probable that a loss has occurred and the amount of that loss can be reasonably estimated. As listed in the Financing and Other Obligations note disclosure, the Department has approximately \$4,420,473 and \$2,424,143 in claims and judgments payable at June 30, 2013 and 2012, respectively. The Department is involved in other such suits for which no liability has been recorded, as a probable loss has not occurred. The aggregate potential liability of all claims deemed probable or possible to result in a loss was estimated to be approximately \$9,981,473 and \$8,087,646 as of June 30, 2013 and 2012, respectively. These estimates are within a range of \$3,356,747 to \$62,508,567 and \$4,901,649 to \$18,153,142 as of June 30, 2013 and 2012, respectively.

Note 6: Medical and Life Insurance Plan

The MoDOT and Missouri State Highway Patrol (MSHP) Insurance Plan (the Medical and Life Insurance Plan) Internal Service Fund accounts for the medical coverage provided on a self-insured basis and life insurance benefits underwritten by commercial insurance companies. These benefits are available to employees, retirees, certain disabled employees, spouses, certain dependents and survivors of deceased employees and retirees of the Department, the MSHP and the MoDOT and Patrol Employees' Retirement System (MPERS). Changes to plan benefits and funding are required to be approved by the Commission. Incurred but not reported claims of \$10,100,000 and \$11,500,000 were reported in the Medical and Life Insurance Plan as of June 30, 2013 and 2012, respectively.

Claims incurred but not reported represent estimated unreported claims. This liability is established from an actuarial report, which is based on data provided by the Department and claims administrators. Changes in the incurred but not reported claims liability during the past two years are:

	<u>Beginning Balance</u>	<u>Current Claims and Estimate Changes</u>	<u>Claim Payments</u>	<u>Ending Balance</u>
2013	\$11,500,000	\$102,914,339	\$104,314,339	\$10,100,000
2012	\$11,400,000	\$105,676,000	\$105,576,000	\$11,500,000

Note 7: Other Post-Employment Benefits (OPEB)

The Department provides a portion of health care insurance through the Medical and Life Insurance Plan, as discussed in the prior Note, in accordance with Section 104.270 RSMo. For purposes of reporting OPEB costs and obligations in accordance with GASB Statement 45, the Insurance Plan is disclosed within the state of Missouri reporting entity as a single employer plan. However, it is disclosed for the Department's reporting purposes as an agent, multiple-employer plan, as it includes employees of MoDOT, MSHP and MPERS, and is not a separate legal entity. These other post-employment benefit costs are included in the Medical and Life Insurance Plan Internal Service Fund.

Eligible members are employees who retire from the Department participating in the Medical and Life Insurance Plan with a minimum of five years of creditable service if hired before January 1, 2011 or ten years of creditable service if hired on or after January 1, 2011. Premiums vary by coverage categories, which include retirees, certain disabled employees, spouses, certain dependents and survivors of deceased employees and retirees. Members' and the Department's required contribution rates average approximately 52.48 percent and 47.52 percent, respectively, of total premiums. Plan member contributions range from \$31 to \$735 per month. The medical insurance benefits, and employer and member contribution amounts, are recommended by the Medical and Life Insurance Plan's Board of Trustees and are approved by the Commission. The Insurance Plan is financed on a pay-as-you-go basis.

	<u>Plan Total</u>			<u>Department Portion</u>		
	<u>2013</u>	<u>2012</u>	<u>2011</u>	<u>2013</u>	<u>2012</u>	<u>2011</u>
Annual OPEB Cost	\$104,781,853	\$105,844,626	\$109,284,533	\$75,151,587	\$75,896,217	\$79,024,650
Net OPEB obligations at year end	453,735,008	377,530,018	300,262,255	321,937,451	268,544,583	214,407,085
Percentage of annual OPEB cost contributed	n/a	n/a	n/a	29 %	29 %	29 %

The Department contributed \$21.8 and \$21.8 million, including implicit rate subsidies, during fiscal years 2013 and 2012, respectively. Payments for OPEB liabilities are made from the Road Fund. Although funding is not related to payroll amounts, an equivalent Annual Required Contribution (ARC) rate would be 35.7 percent and 33.8 percent of annual covered payroll of \$210,507,429 and \$224,455,344 for fiscal years 2013 and 2012, respectively. MoDOT's share of the changes in the Plan's net OPEB obligation at June 30, 2013 and 2012 is as follows:

	<u>2013</u>	<u>2012</u>
Normal cost	\$ 29,392,615	\$ 29,392,615
Amortization payment	46,057,394	46,057,394
Interest on net OPEB obligation	15,479,756	13,043,569
Adjustment to ARC	<u>(15,778,178)</u>	<u>(12,597,361)</u>
Annual OPEB cost	75,151,587	75,896,217
Contributions	<u>(21,758,719)</u>	<u>(21,758,719)</u>
Increase in net OPEB obligation	53,392,868	54,137,498
Net OPEB Obligation – beginning of year	<u>268,544,583</u>	<u>214,407,085</u>
Net OPEB Obligation – end of year	<u>\$321,937,451</u>	<u>\$268,544,583</u>

Based on an actuarial valuation report as of July 1, 2011, the Plan's total actuarial accrued liability is \$1,082.7 million. Because the Plan is an internal service fund of the Department, the Plan's assets have not been set aside; therefore, there is no actuarial value of assets. The Department's portion of the actuarial accrued liability at year-end was as follows:

Actuarial accrued liability (AAL)	\$783,896,843
Actuarial value of assets	---
Unfunded actuarial accrued liability (UAAL)	<u>\$783,896,843</u>
Funded ratio (actuarial value of plan assets/AAL)	0 %
Covered payroll (fiscal year 2013)	\$210,507,429
UAAL as a percentage of covered payroll	372 %

Actuarial valuations reflect a long-term perspective and involve estimates of the value of reported amounts and assumptions about the probability of events far into the future. These calculations are subject to continual revision as actual results are compared to past expectations and new estimates are made about the future. A Schedule of Funding Progress, presented as Required Supplementary Information, follows the Notes to the Financial Statements. As allowed by the GASB, this reporting requirement is being implemented prospectively, as data is not available for prior years. Over time, a Schedule of Funding Progress presents trend information about whether the actuarial value of plan assets is increasing or decreasing relative to the actuarial accrued liability for benefits. The actuarial calculations have been based on the substantive plan in place at the time of valuation and on the pattern of cost sharing between the employers and members at that point.

The actuarial methods and assumptions utilized in the valuation were as follows:

Actuarial cost method	projected unit credit
UAAL amortization method	level dollar amount
UAAL amortization period, closed/open	30 years, open
Investment return (discount) rate	4.5 %
Healthcare cost trend rate	8%, decreasing to 5% in 2017

Note 8: Financing and Other Obligations

Changes in long-term obligations for the year ended June 30, 2013 were as follows:

<u>Obligation</u>	<u>Beginning Balance</u>	<u>Additions</u>	<u>Reductions</u>	<u>Ending Balance</u>	<u>Due Within One Year</u>
State road bonds	\$3,071,525,000	\$ ---	\$153,525,000	\$2,918,000,000	\$162,050,000
Notes issued	28,404,585	9,493,172	11,493,453	26,404,304	11,437,883
Capital leases	2,466,189	116,309	313,703	2,268,795	343,149
Claims and judgments	2,424,143	3,946,817	1,950,487	4,420,473	2,918,753
Compensated absences	33,147,572	20,314,569	21,042,277	32,419,864	21,042,277
Pollution remediation	<u>50,963</u>	<u>78,600</u>	<u>99,563</u>	<u>30,000</u>	<u>30,000</u>
	<u>\$3,138,018,452</u>	<u>\$33,949,467</u>	<u>\$188,424,483</u>	<u>\$2,983,543,436</u>	<u>\$197,822,062</u>
Amortization of financing activity:					
Deferred amount on refunding				(13,961,482)	
Discount				(88,865)	
Premium				<u>83,607,554</u>	
				<u>\$3,053,100,643</u>	

Changes in long-term obligations for the year ended June 30, 2012 were as follows:

<u>Obligation</u>	<u>Beginning Balance</u>	<u>Additions</u>	<u>Reductions</u>	<u>Ending Balance</u>	<u>Due Within One Year</u>
State road bonds	\$3,204,715,000	\$ ---	\$133,190,000	\$3,071,525,000	\$153,525,000
Notes issued	23,678,011	9,097,003	4,370,429	28,404,585	9,227,039
Capital leases	8,476,373	11,747	6,021,931	2,466,189	306,499
Claims and judgments	9,581,694	1,181,253	8,338,804	2,424,143	1,684,143
Compensated absences	36,930,821	18,011,803	21,795,052	33,147,572	21,795,052
Pollution remediation	<u>137,033</u>	<u>6,014</u>	<u>92,084</u>	<u>50,963</u>	<u>50,963</u>
	<u>\$3,283,518,932</u>	<u>\$28,307,820</u>	<u>\$173,808,300</u>	<u>\$3,138,018,452</u>	<u>\$186,588,696</u>
Amortization of financing activity:					
Deferred amount on refunding				(17,195,647)	
Discount				(102,939)	
Premium				<u>99,631,788</u>	
				<u>\$3,220,351,654</u>	

Information related to claims and judgments and compensated absences can be found in the Summary of Significant Accounting Policies Note and the Risk Management Note.

Payments on State Road bonds are made from the Road Fund and the Road Bond Fund. Compensated absences are made by the governmental funds from which the related salaries are paid. All other long-term obligation payments are liquidated from the Road Fund.

House Bill 1742, signed by the Governor on May 30, 2000, authorized the Department to issue bonds of \$2.25 billion through 2006, with no more than \$500.0 million issued in any one year. Under Constitutional Amendment 3, approved by Missouri voters on November 2, 2004, the authority of the Commission to issue State Road bonds is not subject to statutory provisions.

In December 2003, the Commission entered into a line-of-credit with the MTFC. The maximum amount available in the line-of-credit is the total uncommitted balance of the MTFC accounts. The primary purpose of the loan is to finance federally funded construction projects in the event of federal reimbursement delays for Road Fund projects. The Commission will make a lump-sum payment of principal and interest three months after the loan is advanced. During the years ended June 30, 2013 and 2012, no advances had been made to MoDOT on the line-of-credit agreement.

(A) State Road Bonds

1. Bonded Debt Detail:

	<u>2013</u>	<u>2012</u>
Series A 2005 State Road bonds, originally issued for \$278,660,000, to finance projects pursuant to the Smoother, Safer, Sooner road and bridge program, due in annual installments of \$23,835,000 to \$33,940,000 beginning May 1, 2006 through 2015; interest varying from 2.50 percent to 5.00 percent; secured by revenues collected under Article IV, Section 30(b) of the Missouri Constitution.	\$ 66,270,000	\$ 97,075,000
Series B 2005 State Road bonds, originally issued for \$72,000,000, to finance projects pursuant to the Smoother, Safer, Sooner road and bridge program, demand bonds due in 2015; variable interest rate determined weekly, not to exceed 10 percent or the maximum rate permitted by law; secured by revenues collected under Article IV, Section 30(b) of the Missouri Constitution. See Variable Rate Demand Bonds subsection.	30,685,000	45,095,000
Series A 2006 State Road bonds, originally issued for \$296,670,000, to finance projects pursuant to the Smoother, Safer, Sooner road and bridge program; due in annual installments of \$10,000,000 to \$49,085,000; beginning in 2009 through 2021; interest varying from 3.75 percent to 5.00 percent; secured by revenues collected under Article IV, Section 30(b) of the Missouri Constitution.	211,670,000	231,670,000
Series B 2006 State Road bonds, originally issued for \$503,330,000, to finance projects pursuant to the Smoother, Safer, Sooner road and bridge program due in annual installments of \$67,735,000 to \$121,210,000 beginning in 2022 through 2026; interest varying from 4.50 percent to 5.00 percent; secured by revenues collected under Article IV, Section 30(b) of the Missouri Constitution.	503,330,000	503,330,000
Series 2006 Refunding State Road bonds, originally issued for \$394,870,000, to advance refund certain portions of Series A 2000 through 2003 State Road bonds; due in annual installments of \$13,110,000 to \$61,200,000 beginning February 1, 2013 through 2022; interest varying from 4.00 percent to 5.00 percent; secured by revenues collected under Article IV, Section 30(b) of the Missouri Constitution.	381,760,000	394,870,000
Series A 2007 State Road bonds, originally issued for \$526,800,000, to finance projects pursuant to the Smoother, Safer, Sooner road and bridge program due in annual installments of \$1,600,000 to \$69,765,000 beginning in 2009 through 2027; interest varying from 4.00 percent to 5.25 percent; secured by revenues collected under Article IV, Section 30(b) of the Missouri Constitution.	494,075,000	504,680,000
Series A 2008 Federal Reimbursement State Road bonds, originally issued for \$142,735,000, to finance federally-eligible projects, including the new I-64 project in St. Louis, due in annual installments of \$7,140,000 to \$12,870,000 beginning in 2011 through 2025; interest varying from 3.00 percent to 5.00 percent; secured by revenues collected from federal highway reimbursements.	120,665,000	128,240,000
Series A 2009 Federal Reimbursement State Road bonds, originally issued for \$195,625,000, to finance federally-eligible projects, including the Safe and Sound bridge program, due in annual installments of \$14,505,000 to \$21,870,000 beginning in 2011 through 2021; interest varying from 2.00 percent to 5.00 percent; secured by revenues collected from federal highway reimbursements.	150,450,000	165,935,000
Series B 2009 Federal Reimbursement State Road bonds, originally issued for \$404,375,000, to finance federally-eligible projects, including the Safe and Sound bridge program, due in annual installments of \$23,175,000 to \$43,250,000 beginning in 2022 through 2033; interest varying from 4.80 percent to 5.45 percent, exclusive of expected U.S. Treasury subsidy; secured by revenues collected from federal highway reimbursements.	404,375,000	404,375,000
Series C 2009 State Road bonds, originally issued for \$300,000,000, to finance projects pursuant to Amendment 3 due in annual installments of \$19,070,000 to \$28,015,000 beginning in 2017 through 2029; interest varying from 4.31 percent to 5.63 percent, exclusive of expected U.S. Treasury subsidy; secured by revenues collected under Article IV, Section 30(b) of the Missouri Constitution.	300,000,000	300,000,000

Series A 2010 Federal Reimbursement State Road bonds, originally issued for \$128,865,000, to finance federally-eligible projects, including the new Mississippi River Bridge in St. Louis and the Safe and Sound bridge program, due in annual installments of \$2,745,000 to \$13,610,000 beginning in 2011 through 2022; interest varying from 1.50 percent to 5.00 percent; secured by revenues collected from federal highway reimbursements.	99,340,000	109,730,000
Series B 2010 Federal Reimbursement State Road bonds, originally issued for \$56,135,000, to finance federally-eligible projects, including the new Mississippi River Bridge in St. Louis and the Safe and Sound bridge program, due in annual installments of \$11,290,000 to \$15,425,000 beginning in 2022 through 2025; interest varying from 4.72 percent to 5.02 percent, exclusive of expected U.S. Treasury subsidy; secured by revenues collected from federal highway reimbursements.	56,135,000	56,135,000
Series C 2010 Refunding State Road bonds, originally issued for \$130,390,000, to advance refund certain portions of Series A 2001 through 2003 State Road bonds; due in annual installments of \$1,205,000 to \$31,145,000 beginning February 1, 2013 through 2023; interest varying from 3.00 percent to 5.00 percent; secured by revenues collected under Article IV, Section 30(b) of the Missouri Constitution.	<u>99,245,000</u>	<u>130,390,000</u>
	<u>\$2,918,000,000</u>	<u>\$3,071,525,000</u>

2. Tax Status of Bonds

Tax-Exempt issuances: The Series Refunding Series 2006 and 2010 bonds are Senior Bonds and would take priority in payment over other bonds. The Series A 2005 and Series A and B 2006 bonds are First Lien bonds. The Series A 2007 bonds are Second Lien bonds. The Series B 2005 bonds are Third Lien bonds. The Series A 2008, A 2009 and A 2010 bonds are liens on federal highway reimbursement revenues. As tax-exempt issuances, these bonds are subject to federal arbitrage regulations.

Taxable issuances: The Series B 2009 and B 2010 bonds are liens on federal highway reimbursement revenues. The Series C 2009 bonds are Third Lien bonds. These bonds are taxable Build America Bonds as established under the American Recovery and Reinvestment Act.

3. Variable Rate Demand Bonds

The Series B 2005 State Road bonds were issued as variable rate instruments with weekly rate changes. The remarketing agents determine the interest rate as the lowest rate that will permit the bonds to be sold at par. During the year, interest rates ranged from 0.06 percent to 0.24 percent. Accrued interest is paid on a monthly basis. These bonds are demand obligations and are subject to tender. If the tendered bonds cannot be remarketed, the remarketing agents have agreed to purchase the bonds and hold them for a maximum of 180 days. The remarketing agents receive quarterly fees to provide the service. The fees are 7.5 basis points of amounts outstanding.

Under an irrevocable letter of credit issued by State Street Bank and Trust Company, the bank is obligated to pay the bond trustee the purchase price of bonds not remarketed. The original letter of credit expired July 21, 2012. The letter of credit was extended to match the final maturity of the bonds, May 1, 2015.

If monies are drawn on the letter of credit, the Commission may pay the purchase price of the bonds or obtain a liquidity advance, payable 60 days following the advance, with interest at the federal funds rate plus 0.5 percent. The Commission may enter into a term loan of up to three years bearing interest at a rate equal to the federal funds rate plus 1.5 percent. If the term loan were to be utilized because the outstanding amount of \$30,685,000 was not resold, the Commission would be required to pay approximately \$7,834,000 semi-annually for two and a half years, assuming a 1.75 percent interest rate. The Department paid quarterly fees of 17 basis points to the bank on the original letter of credit. Under the extended letter of credit, the quarterly fees are 60 basis points.

4. Bond Debt Maturity

Annual debt service requirements to maturity are indicated in the following schedule. The interest amounts for the demand obligation bonds reflect the year-end rate of 0.18 percent and are based upon the current debt service schedule. The interest payments for the Build America Bonds are shown excluding the expected receipt of interest subsidy payments from the U.S. Treasury.

<u>Fiscal Year</u>	<u>Principal Due</u>	<u>Interest Due</u>	<u>Total Due</u>
2014	\$ 162,050,000	\$ 143,367,895	\$ 305,417,895
2015	169,550,000	136,765,301	306,315,301
2016	168,470,000	129,749,440	298,219,440
2017	195,410,000	121,907,806	317,317,806
2018	205,605,000	112,594,642	318,199,642
2019-2023	1,063,410,000	405,277,977	1,468,687,977
2024-2028	723,580,000	155,962,775	879,542,775
2029-2033	<u>229,925,000</u>	<u>35,327,556</u>	<u>265,252,556</u>
	<u>\$2,918,000,000</u>	<u>\$1,240,953,392</u>	<u>\$4,158,953,392</u>

(B) Notes Issued**1. Notes Issued Detail:**

	<u>2013</u>	<u>2012</u>
City of Fulton; to make improvements at Business Route 54 and Second Street; principal due August 5, 2012; no interest will accrue.	\$ ---	\$ 981,014
City of Kansas City; to make improvements at Route 150 and Botts Road; principal due August 1, 2012 and August 1, 2013; no interest will accrue.	6,877,513	6,060,647
Kansas City Southern Railway; replace an at-grade intersection at Route 150 and Thunderbird Road; principal due August 15, 2012 and August 15, 2014; no interest will accrue.	---	390,481
Kansas City Tax Increment Financing Commission; to construct interchange improvements at I-29 and Tiffany Springs Parkway; principal due August 15, 2014; no interest will accrue.	1,751,477	---
City of Kirksville; to improve access along Route 63; principal due August 1, 2012; no interest will accrue.	---	67,121
City of Liberty; to make improvements to the I-35 and Route 291 interchange; principal due August 1, 2013; no interest will accrue.	2,212,228	---
City of Oak Grove; to widen Route F; principal due August 1, 2012; no interest will accrue.	---	22,475
City of O'Fallon; to accelerate a portion of the Route 364 (Page Avenue Extension) project, which consists of constructing a south outer road; principal due July 1, 2015; no interest will accrue.	6,585,335	8,835,335
City of Poplar Bluff; to improve intersections at Route 67, Business Route 67, and Oak Grove Road; principal due August 1, 2014; no interest will accrue.	3,045,626	1,296,312
City of Rogersville; to make improvements to Route 60; principal due August 1, 2012; no interest will accrue.	---	355,733
City of Springfield; to make improvements on Route 60 (James River Freeway) and National Avenue; principal due August 1, 2011 and August 1, 2012; no interest will accrue.	---	2,028,216
County of St. Charles; to provide a location, needs and cost study of a river crossing on Highway 40 between St. Louis County and St. Charles County; principal due July 1, 2020; no interest will accrue.	644,498	644,498
County of St. Charles; to make improvements to Route 364; principal due August 1, 2012 and August 1, 2013; no interest will accrue.	3,182,203	7,340,753
County of St. Charles; to make improvements to I-70 at Mid Rivers Mall Drive interchange and Route 370; principal due August 1, 2014; no interest will accrue.	1,061,972	---
City of Trenton; to make improvements to Route 65; principal due August 1, 2012; no interest will accrue.	---	382,000
Neosho Transportation Development District; to make improvements to Route 60 and construct frontage roads; principal due August 1, 2013; no interest will accrue.	<u>1,043,452</u>	<u>---</u>
	<u>\$26,404,304</u>	<u>\$28,404,585</u>

2. Notes Issued Debt Maturity

Annual debt service requirements to maturity are indicated in the following schedule. The Commission is responsible for loan interest payments to make improvements to Highway 36, due in annual installments beginning in fiscal year 2011 through 2020, at an interest rate of 3.99 percent. The U.S. Highway 36 – Interstate 72 Corridor Transportation Development District is responsible for principal payments.

<u>Fiscal Year</u>	<u>Principal Due</u>	<u>Interest Due</u>	<u>Total Due</u>
2014	\$11,437,883	\$ 868,876	\$12,306,759
2015	7,736,588	749,575	8,486,163
2016	6,585,335	627,680	7,213,015
2017	---	506,783	506,783
2018	---	382,894	382,894
2019-2023	<u>644,498</u>	<u>414,468</u>	<u>1,058,966</u>
	<u>\$26,404,304</u>	<u>\$3,550,276</u>	<u>\$29,954,580</u>

(C) Capital Lease Obligations

The Department is committed under several capital leases to finance the acquisition of various vehicles and equipment, as well as a building. Lease-purchase agreements for equipment, vehicles and the building grant a security interest in the related capital assets. The assets acquired through these capital leases are included in capital assets as follows:

	<u>2013</u>	<u>2012</u>
Building	\$4,106,522	\$ 4,106,522
Equipment	<u>391,439</u>	<u>269,248</u>
Total capital leased assets	4,497,961	4,375,770
Accumulated depreciation	<u>1,252,457</u>	<u>1,069,322</u>
Capital leased assets, net	<u>\$3,245,504</u>	<u>\$ 3,306,448</u>

The following schedule presents the future minimum lease payments under the capital leases and the present value of the future minimum lease payments as of June 30, 2013:

2014	\$ 459,097
2015	441,062
2016	427,988
2017	400,016
2018	399,172
2019-2024	<u>561,000</u>
Total minimum lease payments	2,688,335
Less: amount representing interest	<u>419,540</u>
Present value of minimum lease payments	<u>\$2,268,795</u>

(D) Pollution Remediation Obligations

During 2013, MoDOT performed work related to fuel leaks. MoDOT is currently involved in remediation activities in two instances related to buildings and grounds caused by chemical contamination as well as one fuel leak issue. The potential for additional pollution remediation exists; however, any future remediation obligations are not yet estimable.

Note 9: Tax Revenues

Tax revenues for the fiscal years 2013 and 2012 were as follows:

	State Highways and Transportation Department Fund	State Road Fund	State Road Bond Fund	Nonmajor Funds	Total 2013
Fuel taxes	\$486,135,509	\$ 138,610	\$ ---	\$ 254,711	\$486,528,830
Sales and use taxes	<u>56,791,147</u>	<u>125,161,522</u>	<u>114,329,854</u>	<u>7,880,396</u>	<u>304,162,919</u>
Total tax revenue	<u>\$542,926,656</u>	<u>\$125,300,132</u>	<u>\$114,329,854</u>	<u>\$8,135,107</u>	<u>\$790,691,749</u>

	State Highways and Transportation Department Fund	State Road Fund	State Road Bond Fund	Nonmajor Funds	Total 2012
Fuel taxes	\$496,148,454	\$ 148,356	\$ ---	\$ 311,282	\$496,608,092
Sales and use taxes	<u>54,574,874</u>	<u>119,376,944</u>	<u>108,929,749</u>	<u>8,397,602</u>	<u>291,279,169</u>
Total tax revenue	<u>\$550,723,328</u>	<u>\$119,525,300</u>	<u>\$108,929,749</u>	<u>\$8,708,884</u>	<u>\$787,887,261</u>

Taxes are remitted by the Missouri Department of Revenue to the Department subsequent to collection. The Department receives the following taxes:

- **Fuel taxes** are paid on the sale of gasoline, aviation fuel used in propelling aircraft with reciprocating engines and diesel fuel. The taxes are authorized by Sections 142.010 – 142.350, 155.080 and 155.090, and 142.362 – 142.621 RSMo., respectively. The tax rate on gasoline and diesel fuels is \$0.17 per gallon. The State receives 75.0 percent of the first \$0.11 and 70.0 percent of the next \$0.06. The remaining tax is distributed to cities and counties. In addition, the Department receives the entire tax on aviation fuel of \$0.09 per gallon.
- **Sales and use taxes** are paid on the purchase of any new or used motor vehicle or trailer, on vehicles purchased out of state and titled in Missouri and on the sale of a vehicle between individuals within Missouri. The taxes are authorized by Sections 144.070 and 144.440 RSMo. The general sales tax rate is 3.0 percent and Proposition C tax (Section 144.701 RSMo.) is 1.0 percent, for a total of 4.0 percent. The Department receives 75.0 percent of the motor vehicle sales voter-approved Constitutional Amendment 3 tax. The remainder is distributed to cities, counties and school districts. The State receives 100 percent of the 3.0 percent general use tax and 75.0 percent of the Proposition C use tax. The other 25.0 percent of the Proposition C use tax is distributed to cities and counties. In addition, the Department receives sales and use tax on aviation jet fuel, limited to a maximum of \$10.0 million in each calendar year.

Note 10: Interfund Transactions

State statute (226.200 RSMo.) requires the transfer of unspent monies in the Highway Fund to the State Road Fund on a monthly basis. Transfers for the years ended June 30, 2013 and 2012 were as follows:

	2013		2012	
	<u>Transfers In</u>	<u>Transfers Out</u>	<u>Transfers In</u>	<u>Transfers Out</u>
State Highways and Transportation Department Fund	\$ ---	\$509,143,956	\$ ---	\$496,854,460
State Road Fund	511,732,245	---	496,854,460	---
Nonmajor Funds	---	2,588,289	---	---
Total transfers	<u>\$511,732,245</u>	<u>\$511,732,245</u>	<u>\$496,854,460</u>	<u>\$496,854,460</u>

The due to/from amounts in the Road Fund and non-major funds represent interfund services provided and used. Amounts receivable/payable as of June 30, 2013 and 2012 were as follows:

	2013		2012	
	<u>Receivable</u>	<u>Payable</u>	<u>Receivable</u>	<u>Payable</u>
State Road Fund	\$2,626,005	\$ ---	\$6,638,409	\$ ---
Nonmajor Funds	---	2,626,005	---	6,638,409
Total due to/from	<u>\$2,626,005</u>	<u>\$2,626,005</u>	<u>\$6,638,409</u>	<u>\$6,638,409</u>

Note 11: Pension Plan

The MoDOT and Patrol Employees' Retirement System (MPERS) provides retirement, death, and disability benefits. MPERS was established in accordance with Section 104.020 RSMo., and is administered by an 11-member Board of Trustees. Employees eligible to be members of MPERS are those working in a position that normally requires the performance of duties for at least 1,040 hours annually. Employees accrue benefits (become vested in the system) after five years of creditable service for those hired before January 1, 2011, and ten years for those hired on or after January 1, 2011. Employees hired prior to January 1, 2011 do not contribute to MPERS. New employees hired for the first time on or after January 1, 2011 contribute 4.0 percent of pay.

Employer contributions paid to the system are determined by an actuary and are set by the Board. Annual contribution amounts are designed to fund in advance the benefits designated by state statute. Any amendments to the plan require changes in state statute. The Department's contributions to MPERS for fiscal years 2013 and 2012 were 50.92 percent and 45.45 percent, respectively, of eligible (covered) payroll. The Department made 100 percent of its required contributions of \$107,190,383 in 2013, \$102,014,954 in 2012, and \$99,109,317 in 2011. The MPERS' funded status ratio was 46.2 percent and 46.0 percent as of June 30, 2013 and 2012, respectively.

For reporting purposes, MoDOT discloses the MPERS as a multiple-employer cost-sharing plan, because it includes employees of MoDOT, MSHP, and MPERS. However, the state of Missouri discloses MPERS as a single employer plan, since all employers are agencies within the state. As a separate legal entity, MPERS issues its own stand-alone financial report, which provides detailed information regarding actuarial assumptions and funding progress. Copies may be requested from the MoDOT and Patrol Employees' Retirement System, P.O. Box 1930, Jefferson City, Missouri 65102, or can be found online at www.mpers.org.

The following are disclosures related to actuary-specific criteria involved in determining the contribution rate:

The Plan's funding policy provides for actuarially-determined and board-approved employer contributions, using the entry-age normal cost method on a closed group basis. The fiscal year 2013 contribution rate was based on a 13-year closed amortization period for unfunded retiree liabilities and a 28-year closed amortization period for other unfunded liabilities.

Note 12: Commitments and Contingencies

(A) Unemployment Benefits

The Department is subject to the Missouri Employment Security Law. Department employees who qualify are entitled to benefit payments during periods of unemployment. The Department is required to reimburse the Division of Employment Security for benefit payments made to its former employees. The Department has identified no practical method of estimating the amount of future benefit payments that may be made to former employees for wage credits earned prior to June 30, 2013 and 2012. Consequently, this potential obligation is not included in the accompanying basic financial statements. Total reimbursements made by the Department were \$270,371 and \$457,003 for fiscal years 2013 and 2012, respectively.

(B) Construction Commitments

Construction awards outstanding for both state and federal participating projects at June 30, 2013 and 2012 amounted to approximately \$817,033,207 and \$1,325,264,332, respectively. The federal portion of this total was \$511,546,268 and \$992,482,283, or approximately 77.25 percent and 74.89 percent, for 2013 and 2012, respectively.

(C) Operating Leases

The Department is committed under operating leases for buildings, as well as various office and maintenance equipment. Lease expenditures for the years ended June 30, 2013 and 2012 amounted to \$2,065,992 and \$2,300,102, respectively. Future minimum lease payments for these leases are as follows:

Year ending:	<u>2013</u>	<u>2012</u>
2013	\$ ---	\$ 457,123
2014	451,359	157,418
2015	228,984	150,804
2016	157,219	150,754
2017	<u>98,021</u>	<u>95,866</u>
	<u>\$935,583</u>	<u>\$1,011,965</u>

(D) Federal Funding

The Department receives federal grants that are subject to review and audit by federal grantor agencies. This could result in requests for reimbursement by the grantor agency for any expenditures disallowed under grant terms. The Department believes such disallowances, if any, would be immaterial.

Note 13: Fund Balance Deficits

This consists of a deficit fund balance in the Motor Carrier Safety Federal Fund of \$234,005. Under the modified accrual basis of accounting, fund payables are recorded as expenditures when incurred. However, due to the timing of receipts, the corresponding federal revenue was deferred, resulting in a negative fund balance.

Note 14: Accounting Pronouncements

(A) Deferrals and Net Position

MoDOT will implement GASB Statement 65, *Items Previously Reported as Assets and Liabilities*, in fiscal year 2014. Statement 65 will require certain deferred outflows and inflows be reclassified from assets and liabilities.

(B) Pension Plan Benefits Obligation

MoDOT will implement GASB Statement 68, *Accounting and Financial Reporting for Pensions*, in fiscal year 2015. Statement 68 will require the inclusion of long-term obligations for pension benefits as a liability and will expand required disclosures. The amount to be recorded as a liability will be based on an actuarial valuation.



This page intentionally left blank

Required Supplementary Information

Required Supplementary Information
Budgetary Comparison Schedules – State Highways
and Transportation Department Fund
Year Ended June 30, 2013
With Summarized Financial Information for 2012

	<u>Budgeted Amounts</u>		<u>Actual</u>	<u>Variances Between Final Budget and Actual</u>	
	<u>Original</u>	<u>Final</u>		<u>2013</u>	<u>2012</u>
Budgetary fund balance, beginning of year	\$ 10,288,224	\$ 10,288,224	\$ 10,288,224	\$ ---	\$ ---
Resources (inflows)					
Fuel taxes	536,470,000	536,470,000	488,553,679	(47,916,321)	1,221,733
License, fees and permits	186,649,000	186,649,000	182,154,393	(4,494,607)	(1,730,129)
Vehicle sales and use taxes	49,978,000	49,978,000	57,221,351	7,243,351	7,612,805
Interest	536,424	536,424	251,228	(285,196)	(23,478)
Intergovernmental/cost reimbursements/miscellaneous	<u>4,547,000</u>	<u>4,547,000</u>	<u>6,042,409</u>	<u>1,495,409</u>	<u>239,662</u>
Amount available for appropriation	<u>788,468,648</u>	<u>788,468,648</u>	<u>744,511,284</u>	<u>(43,957,364)</u>	<u>7,320,593</u>
Charges to appropriations (outflows)					
Appropriations spent by other state agencies	<u>245,519,457</u>	<u>248,353,930</u>	<u>227,054,484</u>	<u>21,299,446</u>	<u>19,704,317</u>
Total charges to appropriations	<u>245,519,457</u>	<u>248,353,930</u>	<u>227,054,484</u>	<u>21,299,446</u>	<u>19,704,317</u>
Transfers to State Road Fund	<u>(525,000,000)</u>	<u>(525,000,000)</u>	<u>(509,143,956)</u>	<u>15,856,044</u>	<u>28,145,540</u>
Budgetary fund balance, end of year	<u>\$ 17,949,191</u>	<u>\$ 15,114,718</u>	<u>\$ 8,312,844</u>	<u>\$ (6,801,874)</u>	<u>\$55,170,450</u>

Required Supplementary Information
Budgetary Comparison Schedules – State Road Fund
 Year Ended June 30, 2013
 With Summarized Financial Information for 2012

	<u>Budgeted Amounts</u>		<u>Actual</u>	<u>Variances Between Final Budget and Actual</u>	
	<u>Original</u>	<u>Final</u>		<u>2013</u>	<u>2012</u>
Budgetary fund balance, beginning of year	\$1,121,481,062	\$1,121,481,062	\$1,121,481,070	\$ 8	\$ ---
Resources (inflows)					
Fuel taxes	107,000	107,000	138,610	31,610	41,356
License, fees and permits	86,823,000	86,823,000	96,989,114	10,166,114	12,448,707
Vehicle sales and use taxes	113,290,915	113,290,915	124,407,665	11,116,750	8,359,154
Interest	16,369,584	16,369,584	5,954,555	(10,415,029)	(1,494,833)
Intergovernmental/cost reimbursements/miscellaneous	132,009,000	132,009,000	160,756,917	28,747,917	3,013,702
Federal government	937,999,000	1,002,365,422	890,925,366	(111,440,056)	34,639,768
American Recovery and Reinvestment Act	4,449,000	4,449,000	22,310,593	17,861,593	19,507,387
Amount available for appropriation	<u>2,412,528,561</u>	<u>2,476,894,983</u>	<u>2,422,963,890</u>	<u>(53,931,093)</u>	<u>76,515,241</u>
Charges to appropriations (outflows)					
Administration					
Personal service	18,487,817	18,449,555	17,005,093	1,444,462	367,443
Fringe benefits	26,746,769	26,717,451	25,058,712	1,658,739	1,084,890
Expense and equipment	3,269,067	3,226,449	4,708,257	(1,481,808)	730,945
Maintenance					
Personal service	127,730,802	127,728,606	127,397,838	330,768	5,532,290
Fringe benefits	106,202,972	106,202,972	101,460,931	4,742,041	4,887,997
Expense and equipment	187,052,968	190,600,985	190,722,584	(121,599)	1,814,215
Construction					
Personal service	68,324,845	70,252,083	63,074,055	7,178,028	5,548,528
Fringe benefits	50,960,209	52,292,819	45,638,512	6,654,307	5,035,350
Expense and equipment	11,090,422	16,389,603	17,114,438	(724,835)	2,388,620
Contracts	1,094,867,485	1,174,125,006	1,021,296,113	152,828,893	51,333,462
Right of way purchase	20,000,000	43,500,000	39,427,634	4,072,366	3,399,386
Fleet, facilities and information systems					
Personal service	12,085,246	12,085,246	10,416,866	1,668,380	301,974
Fringe benefits	9,239,115	9,239,115	7,731,367	1,507,748	600,556
Expense and equipment	58,810,465	60,750,865	51,476,796	9,274,069	11,952,599
Multimodal operations					
Personal service	436,441	436,441	459,387	(22,946)	(58,103)
Fringe benefits	315,419	315,419	412,088	(96,669)	41,022
Expense and equipment	25,897	40,883	405,993	(365,110)	(15,845)
Program	176,000	176,000	176,000	---	---
Bond principal and interest payments	<u>183,956,429</u>	<u>169,546,229</u>	<u>169,546,229</u>	<u>---</u>	<u>1,322</u>
Total charges to appropriations	<u>1,979,778,368</u>	<u>2,082,075,727</u>	<u>1,893,528,893</u>	<u>188,546,834</u>	<u>94,946,651</u>
Transfers from Highway Fund	<u>525,000,000</u>	<u>525,000,000</u>	<u>509,143,956</u>	<u>(15,856,044)</u>	<u>(28,145,540)</u>
Budgetary fund balance, end of year	<u>\$ 957,750,193</u>	<u>\$ 919,819,256</u>	<u>\$1,038,578,953</u>	<u>\$ 118,759,697</u>	<u>\$143,316,352</u>

Required Supplementary Information

Budget Basis to GAAP Reconciliations and Disclosure

Years Ended June 30, 2013 and 2012

The following are reconciliations of the differences between the State's budgetary basis and accounting principles generally accepted in the United States of America (GAAP) basis for 2013:

	<u>State Highways and Transportation Department Fund</u>	<u>State Road Fund</u>
Fund balance, budgetary basis	\$ 8,312,844	\$ 1,038,578,953
Receivables	110,170,686	110,302,389
Due from other funds	---	2,626,005
Inventories	---	34,840,942
Payables	(8,511,587)	(108,303,845)
Deferred revenues	(2,120,929)	(37,486,884)
Change in fair value of investments	<u>(44,792)</u>	<u>(6,266,319)</u>
Fund balance, GAAP basis	<u>\$ 107,806,222</u>	<u>\$ 1,034,291,241</u>

The following are reconciliations of the differences between the State's budgetary basis and accounting principles GAAP basis for 2012:

	<u>State Highways and Transportation Department Fund</u>	<u>State Road Fund</u>
Fund balance, budgetary basis	\$ 10,288,224	\$ 1,121,481,068
Receivables	111,678,583	114,451,862
Due from other funds	---	6,638,409
Inventories	---	45,789,400
Payables	(8,675,401)	(127,596,556)
Deferred revenues	(3,170,852)	(44,217,888)
Change in fair value of investments	<u>16,058</u>	<u>1,422,359</u>
Fund balance, GAAP basis	<u>\$ 110,136,612</u>	<u>\$ 1,117,968,654</u>

Budgetary Principles and Presentation

The budgetary comparison schedules are presented on the State's budgetary basis of accounting. Under this basis, revenues are recognized when cash is received. Expenditures are recognized for cash disbursements made during the fiscal year and for cash adjustments made in the lapse period, as defined by the Office of Administration.

All governmental funds reported by MoDOT have legally adopted annual budgets. The legal authority for approval of the Department's budget and amendments for the State Highways and Transportation Department Fund rests with the State Legislature. The Commission approves the State Road Fund budget and amendments. The fund level is the legal level of control for the State Road Fund. However, at any time, the Commission may approve the Department to spend more or less than the State Legislature or the fund level of the State Road Fund, which will drive the Department's budget to be higher or lower than the other legal limits.

The Department develops its budget through processes involving the districts and the central office divisions. Upon Commission approval, the legislative budget request is sent to the Office of Administration on October 1, and is forwarded to the Governor's Office. The Governor develops a recommendation regarding the budget and forwards both the budget request and the recommendation to the Legislature. The Legislature generally acts on budget matters between January and May. The Governor has veto authority and generally acts on those matters in June. Upon Commission approval in June, the Department then internally distributes available funds based on input and feedback from the districts and the central office divisions.

Required Supplementary Information
Schedule of Funding Progress
Other Post-Employment Benefits

<u>Actuarial Valuation Date</u>	<u>Actuarial Value of Assets (a)</u>	<u>Actuarial Accrued Liability (AAL) (b)</u>	<u>Unfunded AAL (UAAL) (b-a)</u>	<u>Funded Ratio (a/b)</u>	<u>Covered Payroll (c)</u>	<u>UAAL as a Percentage of Covered Payroll ((b-a)/c)</u>
7/1/2007	---	\$686,992,459	\$686,992,459	0 %	\$262,657,307	262 %
7/1/2009	---	798,601,629	798,601,629	0	266,455,521	300
7/1/2011	---	783,896,843	783,896,843	0	224,455,344	349

Actuarial valuations are performed biennially. The Department is the majority employer participating in the MoDOT and MSHP Medical and Life Insurance Plan. The Insurance Plan's total actuarial accrued liability is \$1,082.7 million.

Because the Insurance Plan is an internal service fund of the Department, the net assets have not been set aside; therefore, there is no actuarial value of assets. This results in a calculated funded ratio of zero percent. The Insurance Plan is financed on a pay-as-you-go basis. The Plan's funding is not based on covered payroll; the required information is displayed for information purposes. Refer to the Medical and Life Insurance Plan and Other Post-Employee Benefits disclosures in the Notes to the Financial Statements for further information on the Insurance Plan.



This page intentionally left blank

Combining Financial Statements Nonmajor Governmental Funds

Combining Balance Sheets

Nonmajor Governmental Funds – Special Revenue

June 30, 2013
With Summarized Financial Information for 2012

	Multimodal Federal Fund	State Transportation Fund	Aviation Trust Fund	State Transportation Assistance Revolving Fund	MCS Federal Fund
Assets					
Cash and cash equivalents	\$ 1,167,974	\$1,360,856	\$11,749,551	\$1,749,761	\$ 115,896
State taxes and fees receivable	---	306,935	24,724	---	---
Federal government receivable	9,448,078	---	---	---	424,610
Miscellaneous receivables, net	2,329,494	---	18,685	3,374	---
Loans receivable	---	---	---	2,096,573	---
Total assets	<u>\$12,945,546</u>	<u>\$1,667,791</u>	<u>\$11,792,960</u>	<u>\$3,849,708</u>	<u>\$ 540,506</u>
Liabilities and Fund Balances					
Liabilities					
Accounts payable	\$11,958,533	\$ 236	\$ 373,304	\$ ---	\$ 424,610
Accrued payroll	15,973	5,168	30,535	---	---
Deferred revenue	211,615	---	---	---	349,901
Due to other funds	7,514	3,976	11,999	---	---
Total liabilities	<u>12,193,635</u>	<u>9,380</u>	<u>415,838</u>	<u>---</u>	<u>774,511</u>
Fund Balances					
Unassigned	---	---	---	---	(234,005)
Restricted – highways and transportation	751,911	1,658,411	11,377,122	3,849,708	---
Total fund balances	<u>751,911</u>	<u>1,658,411</u>	<u>11,377,122</u>	<u>3,849,708</u>	<u>(234,005)</u>
Total liabilities and fund balances	<u>\$12,945,546</u>	<u>\$1,667,791</u>	<u>\$11,792,960</u>	<u>\$3,849,708</u>	<u>\$ 540,506</u>

Grade Crossing Safety Fund	Railroad Expense Fund	Highway Safety Fund	Motorcycle Safety Fund	Total	
				2013	2012
\$ 5,177,183	\$ 700,045	\$ 529,942	\$ 70,606	\$ 22,621,814	\$ 23,029,706
104,700	---	---	---	436,359	751,836
---	---	5,058,647	---	14,931,335	14,446,845
62,430	---	---	---	2,413,983	2,085,359
---	---	---	---	<u>2,096,573</u>	<u>2,516,965</u>
<u>\$ 5,344,313</u>	<u>\$ 700,045</u>	<u>\$ 5,588,589</u>	<u>\$ 70,606</u>	<u>\$ 42,500,064</u>	<u>\$ 42,830,711</u>
\$ 195,309	\$ 9,603	\$ 2,723,661	\$ ---	\$ 15,685,256	\$ 10,490,122
---	26,909	12,537	---	91,122	95,300
62,430	---	154,516	---	778,462	4,191,360
---	<u>14,227</u>	<u>2,588,289</u>	---	<u>2,626,005</u>	<u>6,638,409</u>
<u>257,739</u>	<u>50,739</u>	<u>5,479,003</u>	---	<u>19,180,845</u>	<u>21,415,191</u>
---	---	---	---	(234,005)	(2,898,764)
<u>5,086,574</u>	<u>649,306</u>	<u>109,586</u>	<u>70,606</u>	<u>23,553,224</u>	<u>24,314,284</u>
<u>5,086,574</u>	<u>649,306</u>	<u>109,586</u>	<u>70,606</u>	<u>23,319,219</u>	<u>21,415,520</u>
<u>\$ 5,344,313</u>	<u>\$ 700,045</u>	<u>\$ 5,588,589</u>	<u>\$ 70,606</u>	<u>\$ 42,500,064</u>	<u>\$ 42,830,711</u>

Combining Statements of Revenues, Expenditures and Changes in Fund Balances

Nonmajor Governmental Funds – Special Revenue

Year Ended June 30, 2013

With Summarized Financial Information for 2012

	<u>Multimodal Federal Fund</u>	<u>State Transportation Fund</u>	<u>Aviation Trust Fund</u>	<u>State Transportation Assistance Revolving Fund</u>	<u>MCS Federal Fund</u>
Revenues					
Fuel taxes	\$ ---	\$ ---	\$ 254,711	\$ ---	\$ ---
Sales and use taxes	---	3,048,207	4,832,189	---	---
Licenses, fees and permits	---	---	---	---	---
Intergovernmental/cost reimbursements/miscellaneous	2,212,066	---	(18,300)	---	45
Investment earnings	---	---	(9,652)	49,181	---
American Recovery and Reinvestment Act	16,547,733	---	---	---	---
State government	11,630,299	---	---	---	---
Federal government	<u>48,623,933</u>	---	---	---	<u>1,117,640</u>
Total revenues	<u>79,014,031</u>	<u>3,048,207</u>	<u>5,058,948</u>	<u>49,181</u>	<u>1,117,685</u>
Expenditures					
Current					
Maintenance	---	---	---	---	1,406,706
Multimodal operations	77,739,458	2,489,320	6,319,888	10,476	---
Capital outlay	<u>1,409,895</u>	---	<u>74,205</u>	---	---
Total expenditures	<u>79,149,353</u>	<u>2,489,320</u>	<u>6,394,093</u>	<u>10,476</u>	<u>1,406,706</u>
Excess of revenues over (under) expenditures	<u>(135,322)</u>	<u>558,887</u>	<u>(1,335,145)</u>	<u>38,705</u>	<u>(289,021)</u>
Other Financing Sources (Uses)					
Capital asset sales	---	---	---	---	6,547
Transfers out	---	---	---	---	---
Total other financing sources (uses)	<u>---</u>	<u>---</u>	<u>---</u>	<u>---</u>	<u>6,547</u>
Net Changes in Fund Balances	(135,322)	558,887	(1,335,145)	38,705	(282,474)
Fund Balances, beginning of year	<u>887,233</u>	<u>1,099,524</u>	<u>12,712,267</u>	<u>3,811,003</u>	<u>48,469</u>
Fund Balances, end of year	<u>\$ 751,911</u>	<u>\$ 1,658,411</u>	<u>\$ 11,377,122</u>	<u>\$ 3,849,708</u>	<u>\$ (234,005)</u>

<u>Grade Crossing Safety Fund</u>	<u>Railroad Expense Fund</u>	<u>Highway Safety Fund</u>	<u>Motorcycle Safety Fund</u>	<u>Total</u>	
				<u>2013</u>	<u>2012</u>
\$ ---	\$ ---	\$ ---	\$ ---	\$ 254,711	\$ 311,282
---	---	---	---	7,880,396	8,397,602
1,300,150	784,786	---	372,221	2,457,157	2,433,313
3,896	---	1,431	---	2,199,138	1,711,202
---	---	---	---	39,529	188,218
---	---	---	---	16,547,733	3,381,548
---	---	---	---	11,630,299	11,130,409
---	---	<u>40,664,497</u>	---	<u>90,406,070</u>	<u>70,708,058</u>
<u>1,304,046</u>	<u>784,786</u>	<u>40,665,928</u>	<u>372,221</u>	<u>131,415,033</u>	<u>98,261,632</u>
---	---	35,072,355	392,423	36,871,484	30,794,049
1,298,519	722,013	---	---	88,579,674	67,500,477
---	---	---	---	1,484,100	---
<u>1,298,519</u>	<u>722,013</u>	<u>35,072,355</u>	<u>392,423</u>	<u>126,935,258</u>	<u>98,294,526</u>
<u>5,527</u>	<u>62,773</u>	<u>5,593,573</u>	<u>(20,202)</u>	<u>4,479,775</u>	<u>(32,894)</u>
---	2,600	3,066	---	12,213	---
---	---	<u>(2,588,289)</u>	---	<u>(2,588,289)</u>	---
---	<u>2,600</u>	<u>(2,585,223)</u>	---	<u>(2,576,076)</u>	---
5,527	65,373	3,008,350	(20,202)	1,903,699	(32,894)
<u>5,081,047</u>	<u>583,933</u>	<u>(2,898,764)</u>	<u>90,808</u>	<u>21,415,520</u>	<u>21,448,414</u>
<u>\$5,086,574</u>	<u>\$649,306</u>	<u>\$ 109,586</u>	<u>\$ 70,606</u>	<u>\$ 23,319,219</u>	<u>\$ 21,415,520</u>



This page intentionally left blank

Combining Financial Statements Proprietary Funds

Combining Statements of Net Position

Proprietary Funds – Internal Service

June 30, 2013

With Summarized Financial Information for 2012

	MoDOT & MSHP Medical and Life Insurance Plan	MHTC Self Insurance Plan	Total	
			2013	2012
Assets				
Current assets				
Cash and cash equivalents	\$10,055,178	\$ 8,574,296	\$ 18,629,474	\$ 19,613,450
Investments	400,096	1,977,882	2,377,978	9,491,838
Restricted investments	100,000	200,000	300,000	300,000
Miscellaneous receivables	<u>1,635,859</u>	<u>402,755</u>	<u>2,038,614</u>	<u>1,829,082</u>
Total current assets	<u>12,191,133</u>	<u>11,154,933</u>	<u>23,346,066</u>	<u>31,234,370</u>
Noncurrent assets				
Investments	<u>39,965,878</u>	<u>75,446,326</u>	<u>115,412,204</u>	<u>101,892,379</u>
Total noncurrent assets	<u>39,965,878</u>	<u>75,446,326</u>	<u>115,412,204</u>	<u>101,892,379</u>
Total assets	<u>52,157,011</u>	<u>86,601,259</u>	<u>138,758,270</u>	<u>133,126,749</u>
Liabilities				
Current liabilities				
Accounts payable	3,027,221	9,167	3,036,388	2,324,755
Unearned revenue	7,408,144	---	7,408,144	7,794,356
Pending self-insurance claims	---	17,715,000	17,715,000	18,490,000
Incurred but not reported claims	<u>10,100,000</u>	<u>4,741,000</u>	<u>14,841,000</u>	<u>16,791,000</u>
Total current liabilities	<u>20,535,365</u>	<u>22,465,167</u>	<u>43,000,532</u>	<u>45,400,111</u>
Noncurrent liabilities				
Pending self-insurance claims	---	49,547,962	49,547,962	49,796,049
Incurred but not reported claims	---	<u>13,258,000</u>	<u>13,258,000</u>	<u>14,248,000</u>
Total noncurrent liabilities	---	<u>62,805,962</u>	<u>62,805,962</u>	<u>64,044,049</u>
Total liabilities	<u>20,535,365</u>	<u>85,271,129</u>	<u>105,806,494</u>	<u>109,444,160</u>
Net Position				
Restricted net position	100,000	200,000	300,000	300,000
Unrestricted net position	<u>31,521,646</u>	<u>1,130,130</u>	<u>32,651,776</u>	<u>23,382,589</u>
Total net position	<u>\$31,621,646</u>	<u>\$ 1,330,130</u>	<u>\$ 32,951,776</u>	<u>\$ 23,682,589</u>

Combining Statements of Revenues, Expenses and Changes in Net Position

Proprietary Funds – Internal Service

Year Ended June 30, 2013

With Summarized Financial Information for 2012

	MoDOT & MSHP Medical and Life Insurance Plan	MHTC Self Insurance Plan	Total	
			2013	2012
Operating Revenues				
Self-insurance premiums				
Highway workers' compensation	\$ ---	\$ 6,900,000	\$ 6,900,000	\$ 6,500,000
Highway patrol workers' compensation	---	3,000,000	3,000,000	3,000,000
Highway fleet vehicle liability	---	1,400,000	1,400,000	1,400,000
Highway general liability	---	11,410,000	11,410,000	11,100,000
Medical insurance premiums				
State	72,855,375	---	72,855,375	78,752,433
Member	37,327,828	---	37,327,828	35,635,943
American Recovery and Reinvestment Act	---	---	---	1,037
Other	5,614,349	2,483,675	8,098,024	6,233,201
Total operating revenues	<u>115,797,552</u>	<u>25,193,675</u>	<u>140,991,227</u>	<u>142,622,614</u>
Operating Expenses				
Self-insurance programs				
Highway workers' compensation	---	2,014,792	2,014,792	3,213,994
Highway patrol workers' compensation	---	2,160,053	2,160,053	2,982,772
Highway fleet vehicle liability	---	2,705,069	2,705,069	2,062,085
Highway general liability	---	7,917,555	7,917,555	5,033,268
Other	---	538,880	538,880	602,186
Medical and life insurance program				
Insurance premiums	6,334,536	---	6,334,536	6,250,162
Medical benefits	83,567,235	---	83,567,235	85,789,093
Prescription drug benefits	19,347,104	---	19,347,104	19,886,667
Professional fees	898,425	---	898,425	616,634
Administrative services	6,306,284	---	6,306,284	6,352,832
Total operating expenses	<u>116,453,584</u>	<u>15,336,349</u>	<u>131,789,933</u>	<u>132,789,693</u>
Operating income (loss)	<u>(656,032)</u>	<u>9,857,326</u>	<u>9,201,294</u>	<u>9,832,921</u>
Nonoperating Revenues				
Net appreciation and investment income	152,619	(84,726)	67,893	2,384,751
Total nonoperating revenues	<u>152,619</u>	<u>(84,726)</u>	<u>67,893</u>	<u>2,384,751</u>
Changes in Net Position	(503,413)	9,772,600	9,269,187	12,217,672
Net Position, beginning of year	<u>32,125,059</u>	<u>(8,442,470)</u>	<u>23,682,589</u>	<u>11,464,917</u>
Net Position, end of year	<u>\$ 31,621,646</u>	<u>\$ 1,330,130</u>	<u>\$ 32,951,776</u>	<u>\$ 23,682,589</u>

Combining Statements of Cash Flows

Proprietary Funds – Internal Service

Year Ended June 30, 2013

With Summarized Financial Information for 2012

	MoDOT & MSHP Medical and Life Insurance Plan	MHTC Self Insurance Plan	Total	
			2013	2012
Cash Flows From Operating Activities				
Receipts from interfund services provided	\$ 115,834,125	\$ 24,943,675	\$ 140,777,800	\$ 144,063,753
Payments for interfund services used	(111,035,087)	(17,360,556)	(128,395,643)	(127,430,417)
Payments to suppliers	(6,491,267)	(540,688)	(7,031,955)	(8,995,106)
Net cash provided by (used in) operating activities	(1,692,229)	7,042,431	5,350,202	7,638,230
Cash Flows From Investing Activities				
Proceeds from sale and maturities of investments	15,638,477	34,301,091	49,939,568	88,268,701
Purchases of investments	(14,308,114)	(44,407,737)	(58,715,851)	(96,171,418)
Interest received	889,305	1,684,732	2,574,037	3,164,702
Investment fees	(47,949)	(83,983)	(131,932)	(119,169)
Net cash provided by (used in) investing activities	2,171,719	(8,505,897)	(6,334,178)	(4,857,184)
Net increase (decrease) in cash and cash equivalents	479,490	(1,463,466)	(983,976)	2,781,046
Cash and Cash Equivalents, beginning of year	9,575,688	10,037,762	19,613,450	16,832,404
Cash and Cash Equivalents, end of year	\$ 10,055,178	\$ 8,574,296	\$ 18,629,474	\$ 19,613,450
Reconciliation of Operating Income (Loss) to Net Cash Provided by (Used in) Operating Activities				
Operating income (loss)	\$ (656,032)	\$ 9,857,326	\$ 9,201,294	\$ 9,832,921
Adjustments to reconcile operating income (loss) to net cash provided by (used in) operating activities				
Receivables	36,574	(250,000)	(213,426)	1,441,140
Accounts and claims payable	(686,559)	(2,564,895)	(3,251,454)	(3,482,045)
Deferred revenue	(386,212)	---	(386,212)	(153,786)
Net cash provided by (used in) operating activities	\$ (1,692,229)	\$ 7,042,431	\$ 5,350,202	\$ 7,638,230
Noncash Items Impacting Recorded Assets				
Increase (decrease) in fair value of investments	\$ (682,576)	\$ (1,687,741)	\$ (2,370,317)	\$ (520,889)

Combining Financial Statements Fiduciary Funds



This page intentionally left blank

Combining Statements of Assets and Liabilities

Fiduciary Funds – Agency

June 30, 2013

With Summarized Financial Information for 2012

	<u>Local Fund</u>	<u>MCS Agency Fund</u>	<u>Total</u>	
			<u>2013</u>	<u>2012</u>
Assets				
Restricted cash and cash equivalents	\$28,321,391	\$5,240,750	\$33,562,141	\$12,210,466
Restricted investments	58,136,872	---	58,136,872	75,134,753
Other	<u>177,767</u>	<u>349</u>	<u>178,116</u>	<u>261,238</u>
Total assets	<u>\$86,636,030</u>	<u>\$5,241,099</u>	<u>\$91,877,129</u>	<u>\$87,606,457</u>
Liabilities				
Due to other governments	\$ ---	\$5,241,099	\$ 5,241,099	\$ 4,262,605
Advances from other governments	<u>86,636,030</u>	<u>---</u>	<u>86,636,030</u>	<u>83,343,852</u>
Total liabilities	<u>\$86,636,030</u>	<u>\$5,241,099</u>	<u>\$91,877,129</u>	<u>\$87,606,457</u>

Combining Statements of Changes in Assets and Liabilities

Fiduciary Funds – Agency

Years ended June 30, 2013 and 2012

	2013			Ending Balance
	Beginning Balance	Additions	Deductions	
Local Fund				
Assets				
Restricted cash and cash equivalents	\$ 7,948,266	\$177,878,171	\$157,505,046	\$28,321,391
Restricted investments	75,134,753	109,753,026	126,750,907	58,136,872
Other	<u>260,833</u>	<u>1,063,412</u>	<u>1,146,478</u>	<u>177,767</u>
Total assets	<u>\$83,343,852</u>	<u>\$288,694,609</u>	<u>\$285,402,431</u>	<u>\$86,636,030</u>
Liabilities				
Advances from other governments	<u>\$83,343,852</u>	<u>\$ 49,843,530</u>	<u>\$ 46,551,352</u>	<u>\$86,636,030</u>
Total liabilities	<u>\$83,343,852</u>	<u>\$ 49,843,530</u>	<u>\$ 46,551,352</u>	<u>\$86,636,030</u>
MCS Agency Fund				
Assets				
Restricted cash and cash equivalents	\$ 4,262,200	\$187,724,182	\$186,745,632	\$ 5,240,750
Other	<u>405</u>	<u>12,742</u>	<u>12,798</u>	<u>349</u>
Total assets	<u>\$ 4,262,605</u>	<u>\$187,736,924</u>	<u>\$186,758,430</u>	<u>\$ 5,241,099</u>
Liabilities				
Due to other governments	<u>\$ 4,262,605</u>	<u>\$187,736,924</u>	<u>\$186,758,430</u>	<u>\$ 5,241,099</u>
Total liabilities	<u>\$ 4,262,605</u>	<u>\$187,736,924</u>	<u>\$186,758,430</u>	<u>\$ 5,241,099</u>
Totals				
Assets				
Restricted cash and cash equivalents	\$12,210,466	\$365,602,353	\$344,250,678	\$33,562,141
Restricted investments	75,134,753	109,753,026	126,750,907	58,136,872
Other	<u>261,238</u>	<u>1,076,154</u>	<u>1,159,276</u>	<u>178,116</u>
Total assets	<u>\$87,606,457</u>	<u>\$476,431,533</u>	<u>\$472,160,861</u>	<u>\$91,877,129</u>
Liabilities				
Due to other governments	\$ 4,262,605	\$187,736,924	\$186,758,430	\$ 5,241,099
Advances from other governments	<u>83,343,852</u>	<u>49,843,530</u>	<u>46,551,352</u>	<u>86,636,030</u>
Total liabilities	<u>\$87,606,457</u>	<u>\$237,580,454</u>	<u>\$233,309,782</u>	<u>\$91,877,129</u>

2012

<u>Beginning Balance</u>	<u>Additions</u>	<u>Deductions</u>	<u>Ending Balance</u>
\$ 2,168,478	\$187,672,924	\$181,893,136	\$ 7,948,266
56,115,152	131,353,994	112,334,393	75,134,753
280,398	1,170,939	1,190,504	260,833
<u>\$58,564,028</u>	<u>\$320,197,857</u>	<u>\$295,418,033</u>	<u>\$83,343,852</u>
<u>\$58,564,028</u>	<u>\$ 74,148,027</u>	<u>\$ 49,368,203</u>	<u>\$83,343,852</u>
<u>\$58,564,028</u>	<u>\$ 74,148,027</u>	<u>\$ 49,368,203</u>	<u>\$83,343,852</u>
\$ 5,419,961	\$191,698,948	\$192,856,709	\$ 4,262,200
1,021	7,061	7,677	405
<u>\$ 5,420,982</u>	<u>\$191,706,009</u>	<u>\$192,864,386</u>	<u>\$ 4,262,605</u>
<u>\$ 5,420,982</u>	<u>\$191,706,009</u>	<u>\$192,864,386</u>	<u>\$ 4,262,605</u>
<u>\$ 5,420,982</u>	<u>\$191,706,009</u>	<u>\$192,864,386</u>	<u>\$ 4,262,605</u>
\$ 7,588,439	\$379,371,872	\$374,749,845	\$12,210,466
56,115,152	131,353,994	112,334,393	75,134,753
281,419	1,178,000	1,198,181	261,238
<u>\$63,985,010</u>	<u>\$511,903,866</u>	<u>\$488,282,419</u>	<u>\$87,606,457</u>
<u>\$ 5,420,982</u>	<u>\$191,706,009</u>	<u>\$192,864,386</u>	<u>\$ 4,262,605</u>
<u>58,564,028</u>	<u>74,148,027</u>	<u>49,368,203</u>	<u>83,343,852</u>
<u>\$63,985,010</u>	<u>\$265,854,036</u>	<u>\$242,232,589</u>	<u>\$87,606,457</u>



This page intentionally left blank

Budgetary Comparison
Schedules and
Reconciliations
Debt Service and Nonmajor
Governmental Funds

Budgetary Comparison Schedule and Reconciliation

Debt Service – State Road Bond Fund

Year Ended June 30, 2013

With Summarized Financial Information for 2012

	Final Budgeted Amounts	Actual	Variances Between Final Budget and Actual	
			2013	2012
Budgetary fund balance, beginning of year	\$ 31,643,711	\$ 31,643,711	\$ ---	\$ ---
Resources (inflows)				
Vehicle sales and use tax	103,798,000	113,442,554	9,644,554	7,004,989
Interest	<u>397,992</u>	<u>270,952</u>	<u>(127,040)</u>	<u>282,655</u>
Amount available for appropriation	<u>135,839,703</u>	<u>145,357,217</u>	<u>9,517,514</u>	<u>7,287,644</u>
Charges to appropriations (outflows)				
Bond principal and interest payments	<u>121,282,731</u>	<u>119,787,910</u>	<u>1,494,821</u>	<u>2,176,998</u>
Total charges to appropriations	<u>121,282,731</u>	<u>119,787,910</u>	<u>1,494,821</u>	<u>2,176,998</u>
Budgetary fund balance, end of year	<u>\$ 14,556,972</u>	<u>\$ 25,569,307</u>	<u>\$11,012,335</u>	<u>\$ 9,464,642</u>

The following reconciliation is the difference between the state's budgetary basis and accounting principles generally accepted in the United States of America (GAAP) basis:

Reconciliation to GAAP	Actual 2013
Budgetary fund balance, end of year	\$25,569,307
Receivables	11,552,049
Payables	(3,846)
Change in fair value of investments	<u>(154,511)</u>
GAAP basis fund balance, end of year	<u>\$36,962,999</u>

Budgetary Comparison Schedule and Reconciliation

Nonmajor Governmental – Multimodal Federal Fund

Year Ended June 30, 2013

With Summarized Financial Information for 2012

	Final Budgeted Amounts	Actual	Variances Between Final Budget and Actual	
			2013	2012
Budgetary fund balance, beginning of year	\$ 1,954,289	\$ 1,954,289	\$ ---	\$ ---
Resources (inflows)				
State government	9,336,629	9,300,805	(35,824)	(35,928)
Intergovernmental/cost reimbursement/miscellaneous	---	1,516,505	1,516,505	2,300,278
American Recovery and Reinvestment Act	33,000,000	15,100,257	(17,899,743)	(22,753,555)
Federal government	<u>42,236,564</u>	<u>46,609,051</u>	<u>4,372,487</u>	<u>589,491</u>
Amount available for appropriation	<u>86,527,482</u>	<u>74,480,907</u>	<u>(12,046,575)</u>	<u>(19,899,714)</u>
Charges to appropriations (outflows)				
Multimodal operations				
Personal service	272,368	236,291	36,077	157,582
Fringe benefits	193,053	176,469	16,584	47,443
Expense and equipment	468,514	117,207	351,307	64,045
Program	<u>83,621,823</u>	<u>72,782,966</u>	<u>10,838,857</u>	<u>116,899,770</u>
Total charges to appropriations	<u>84,555,758</u>	<u>73,312,933</u>	<u>11,242,825</u>	<u>117,168,840</u>
Budgetary fund balance, end of year	\$ <u>1,971,724</u>	\$ <u>1,167,974</u>	\$ <u>(803,750)</u>	\$ <u>97,269,126</u>

The following reconciliation is the difference between the state's budgetary basis and accounting principles generally accepted in the United States of America (GAAP) basis:

Reconciliation to GAAP	Actual 2013
Budgetary fund balance, end of year	\$ 1,167,974
Receivables	11,777,572
Payables	(11,974,506)
Deferred revenues	(211,615)
Due to other funds	(7,514)
GAAP basis fund balance, end of year	\$ <u>751,911</u>

Budgetary Comparison Schedule and Reconciliation

Nonmajor Governmental - State Transportation Fund

Year Ended June 30, 2013

With Summarized Financial Information for 2012

	Final Budgeted Amounts	Actual	Variances Between Final Budget and Actual	
			2013	2012
Budgetary fund balance, beginning of year	\$ 825,207	\$ 825,207	\$ ---	\$ ---
Resources (inflows)				
Sales and use taxes	<u>2,600,000</u>	<u>3,024,541</u>	<u>424,541</u>	<u>338,137</u>
Amount available for appropriation	<u>3,425,207</u>	<u>3,849,748</u>	<u>424,541</u>	<u>338,137</u>
Charges to appropriations (outflows)				
Multimodal operations				
Personal service	124,935	139,532	(14,597)	44,923
Fringe benefits	91,683	89,834	1,849	19,681
Expense and equipment	45,395	26,840	18,555	38,822
Program	<u>2,235,353</u>	<u>2,232,686</u>	<u>2,667</u>	<u>1</u>
Total charges to appropriations	<u>2,497,366</u>	<u>2,488,892</u>	<u>8,474</u>	<u>103,427</u>
Budgetary fund balance, end of year	<u>\$ 927,841</u>	<u>\$1,360,856</u>	<u>\$433,015</u>	<u>\$441,564</u>

The following reconciliation is the difference between the state's budgetary basis and accounting principles generally accepted in the United States of America (GAAP) basis:

Reconciliation to GAAP	Actual 2013
Budgetary fund balance, end of year	\$1,360,856
Receivables	306,935
Payables	(5,404)
Due to other funds	<u>(3,976)</u>
GAAP basis fund balance, end of year	<u>\$1,658,411</u>

Budgetary Comparison Schedule and Reconciliation

Nonmajor Governmental - Aviation Trust Fund

Year Ended June 30, 2013

With Summarized Financial Information for 2012

	Final Budgeted Amounts	Actual	Variances Between Final Budget and Actual	
			2013	2012
Budgetary fund balance, beginning of year	\$12,588,354	\$12,588,354	\$ ---	\$ ---
Resources (inflows)				
Fuel taxes	254,527	270,696	16,169	86,296
Sales and use taxes	4,828,693	5,141,832	313,139	1,300,265
Interest	49,780	83,024	33,244	57,733
Amount available for appropriation	<u>17,721,354</u>	<u>18,083,906</u>	<u>362,552</u>	<u>1,444,294</u>
Charges to appropriations (outflows)				
Multimodal operations				
Personal service	484,907	461,789	23,118	49,292
Fringe benefits	350,768	310,135	40,633	46,585
Expense and equipment	170,888	159,499	11,389	16,078
Program	8,000,000	5,322,898	2,677,102	6,643,494
Total charges to appropriations	<u>9,006,563</u>	<u>6,254,321</u>	<u>2,752,242</u>	<u>6,755,449</u>
Budgetary fund balance, end of year	<u>\$ 8,714,791</u>	<u>\$11,829,585</u>	<u>\$3,114,794</u>	<u>\$ 8,199,743</u>

The following reconciliation is the difference between the state's budgetary basis and accounting principles generally accepted in the United States of America (GAAP) basis:

Reconciliation to GAAP	Actual 2013
Budgetary fund balance, end of year	\$11,829,585
Receivables	43,409
Payables	(403,839)
Due to other funds	(11,999)
Change in fair value of investments	<u>(80,034)</u>
GAAP basis fund balance, end of year	<u>\$11,377,122</u>

Budgetary Comparison Schedule and Reconciliation

Nonmajor Governmental – State Transportation Assistance Revolving Fund

Year Ended June 30, 2013

With Summarized Financial Information for 2012

	Final Budgeted Amounts	Actual	Variances Between Final Budget and Actual	
			2013	2012
Budgetary fund balance, beginning of year	\$1,267,261	\$1,267,261	\$ ---	\$ ---
Resources (inflows)				
Interest	43,841	84,503	40,662	38,249
Intergovernmental/cost reimbursements/miscellaneous	<u>325,245</u>	<u>420,392</u>	<u>95,147</u>	<u>(482,051)</u>
Amount available for appropriation	<u>1,636,347</u>	<u>1,772,156</u>	<u>135,809</u>	<u>(443,802)</u>
Charges to appropriations (outflows)				
Multimodal operations				
Expense and equipment	10,476	10,476	---	9,050
Program	<u>550,000</u>	<u>---</u>	<u>550,000</u>	<u>550,000</u>
Total charges to appropriations	<u>560,476</u>	<u>10,476</u>	<u>550,000</u>	<u>559,050</u>
Budgetary fund balance, end of year	<u>\$1,075,871</u>	<u>\$1,761,680</u>	<u>\$685,809</u>	<u>\$115,248</u>

The following reconciliation is the difference between the state's budgetary basis and accounting principles generally accepted in the United States of America (GAAP) basis:

Reconciliation to GAAP	Actual 2013
Budgetary fund balance, end of year	\$1,761,680
Receivables	2,099,947
Change in fair value of investments	<u>(11,919)</u>
GAAP basis fund balance, end of year	<u>\$3,849,708</u>

Budgetary Comparison Schedule and Reconciliation

Nonmajor Governmental – MCS Federal Fund

Year Ended June 30, 2013

With Summarized Financial Information for 2012

	Final Budgeted Amounts	Actual	Variances Between Final Budget and Actual	
			2013	2012
Budgetary fund balance, beginning of year	\$ 189,697	\$ 189,697	\$ ---	\$ ---
Resources (inflows)				
Intergovernmental/cost reimbursements/miscellaneous	---	6,591	6,591	85
Federal government	<u>2,000,000</u>	<u>1,347,312</u>	<u>(652,688)</u>	<u>(698,156)</u>
Amount available for appropriation	<u>2,189,697</u>	<u>1,543,600</u>	<u>(646,097)</u>	<u>(698,071)</u>
Charges to appropriations (outflows)				
Maintenance				
Program	<u>2,000,000</u>	<u>1,427,704</u>	<u>572,296</u>	<u>780,968</u>
Total charges to appropriations	<u>2,000,000</u>	<u>1,427,704</u>	<u>572,296</u>	<u>780,968</u>
Budgetary fund balance, end of year	\$ <u>189,697</u>	\$ <u>115,896</u>	\$ <u>(73,801)</u>	\$ <u>82,897</u>

The following reconciliation is the difference between the state's budgetary basis and accounting principles generally accepted in the United States of America (GAAP) basis:

Reconciliation to GAAP	Actual 2013
Budgetary fund balance, end of year	\$ 115,896
Receivables	424,610
Payables	(424,610)
Deferred revenue	<u>(349,901)</u>
GAAP basis fund balance, end of year	\$ <u>(234,005)</u>

Budgetary Comparison Schedule and Reconciliation

Nonmajor Governmental – Grade Crossing Safety Fund

Year Ended June 30, 2013

With Summarized Financial Information for 2012

	Final Budgeted Amounts	Actual	Variances Between Final Budget and Actual	
			2013	2012
Budgetary fund balance, beginning of year	\$5,233,717	\$5,233,717	\$ ---	\$ ---
Resources (inflows)				
License, fees and permits	1,278,651	1,305,613	26,962	(26,638)
Intergovernmental/cost reimbursements/miscellaneous	<u>5,686</u>	<u>3,896</u>	<u>(1,790)</u>	<u>5,663</u>
Amount available for appropriation	<u>6,518,054</u>	<u>6,543,226</u>	<u>25,172</u>	<u>(20,975)</u>
Charges to appropriations (outflows)				
Multimodal operations				
Expense and equipment	12,661	12,661	---	11,543
Program	<u>2,500,000</u>	<u>1,353,382</u>	<u>1,146,618</u>	<u>3,625,721</u>
Total charges to appropriations	<u>2,512,661</u>	<u>1,366,043</u>	<u>1,146,618</u>	<u>3,637,264</u>
Transfers to Railroad Expense Fund	<u>100,000</u>	---	<u>100,000</u>	<u>100,000</u>
Budgetary fund balance, end of year	<u>\$4,105,393</u>	<u>\$5,177,183</u>	<u>\$1,071,790</u>	<u>\$3,716,289</u>

The following reconciliation is the difference between the state's budgetary basis and accounting principles generally accepted in the United States of America (GAAP) basis:

Reconciliation to GAAP	Actual 2013
Budgetary fund balance, end of year	\$5,177,183
Receivables	167,130
Payables	(195,309)
Deferred Revenue	<u>(62,430)</u>
GAAP basis fund balance, end of year	<u>\$5,086,574</u>

Budgetary Comparison Schedule and Reconciliation

Nonmajor Governmental – Railroad Expense Fund

Year Ended June 30, 2013

With Summarized Financial Information for 2012

	Final Budgeted Amounts	Actual	Variances Between Final Budget and Actual	
			2013	2012
Budgetary fund balance, beginning of year	\$ 622,194	\$ 622,194	\$ ---	\$ ---
Resources (inflows)				
License, fees and permits	786,740	787,387	647	134,043
Amount available for appropriation	<u>1,408,934</u>	<u>1,409,581</u>	<u>647</u>	<u>134,043</u>
Charges to appropriations (outflows)				
Multimodal operations				
Personal service	393,790	338,749	55,041	87,388
Fringe benefits	310,462	220,561	89,901	84,764
Expense and equipment	174,467	150,226	24,241	92,872
Total charges to appropriations	<u>878,719</u>	<u>709,536</u>	<u>169,183</u>	<u>265,024</u>
Budgetary fund balance, end of year	\$ <u>530,215</u>	\$ <u>700,045</u>	\$ <u>169,830</u>	\$ <u>399,067</u>

The following reconciliation is the difference between the state's budgetary basis and accounting principles generally accepted in the United States of America (GAAP) basis:

Reconciliation to GAAP	Actual 2013
Budgetary fund balance, end of year	\$700,045
Payables	(36,512)
Due to other funds	(14,227)
GAAP basis fund balance, end of year	<u>\$649,306</u>

Budgetary Comparison Schedule and Reconciliation

Nonmajor Governmental – Highway Safety Fund

Year Ended June 30, 2013

With Summarized Financial Information for 2012

	Final Budgeted Amounts	Actual	Variances Between Final Budget and Actual	
			2013	2012
Budgetary fund balance, beginning of year	\$ 214,043	\$ 214,043	\$ ---	\$ ---
Resources (inflows)				
Intergovernmental/cost reimbursements/miscellaneous	---	4,497	4,497	22,730
Federal government	<u>40,589,356</u>	<u>40,695,595</u>	<u>106,239</u>	<u>(872,434)</u>
Amount available for appropriation	<u>40,803,399</u>	<u>40,914,135</u>	<u>110,736</u>	<u>(849,704)</u>
Charges to appropriations (outflows)				
Maintenance				
Personal service	304,256	208,806	95,450	42,168
Fringe benefits	383,091	140,751	242,340	101,325
Expense and equipment	55,000	36,764	18,236	4,422
Program	<u>40,000,000</u>	<u>39,997,872</u>	<u>2,128</u>	<u>7,242,809</u>
Total charges to appropriations	<u>40,742,347</u>	<u>40,384,193</u>	<u>358,154</u>	<u>7,390,724</u>
Budgetary fund balance, end of year	\$ <u>61,052</u>	\$ <u>529,942</u>	\$ <u>468,890</u>	\$ <u>6,541,020</u>

The following reconciliation is the difference between the state's budgetary basis and accounting principles generally accepted in the United States of America (GAAP) basis:

Reconciliation to GAAP	Actual 2013
Budgetary fund balance, end of year	\$ 529,942
Receivables	5,058,647
Payables	(2,736,198)
Deferred Revenue	(154,516)
Due to other funds	<u>(2,588,289)</u>
GAAP basis fund balance, end of year	\$ <u>109,586</u>

Budgetary Comparison Schedule and Reconciliation

Nonmajor Governmental – Motorcycle Safety Fund

Year Ended June 30, 2013

With Summarized Financial Information for 2012

	Final Budgeted Amounts	Actual	Variances Between Final Budget and Actual	
			2013	2012
Budgetary fund balance, beginning of year	\$ 90,808	\$ 90,808	\$ ---	\$ ---
Resources (inflows)				
License, fees and permits	<u>425,000</u>	<u>372,221</u>	<u>(52,779)</u>	<u>(43,412)</u>
Amount available for appropriation	<u>515,808</u>	<u>463,029</u>	<u>(52,779)</u>	<u>(43,412)</u>
Charges to appropriations (outflows)				
Maintenance				
Expense and equipment	5,397	5,397	---	---
Program	<u>425,000</u>	<u>387,026</u>	<u>37,974</u>	<u>3,413</u>
Total charges to appropriations	<u>430,397</u>	<u>392,423</u>	<u>37,974</u>	<u>3,413</u>
Budgetary fund balance, end of year	\$ <u>85,411</u>	\$ <u>70,606</u>	\$ <u>(14,805)</u>	\$ <u>(39,999)</u>

The following reconciliation is the difference between the state's budgetary basis and accounting principles generally accepted in the United States of America (GAAP) basis:

	Actual 2013
Reconciliation to GAAP	
Budgetary fund balance, end of year	<u>\$70,606</u>
GAAP basis fund balance, end of year	<u>\$70,606</u>



This page intentionally left blank

Statistical Section



This page intentionally left blank

Index and Overview

Statistical Section

Financial Trends

Page

These schedules are intended to assist in understanding and assessing the Department's financial performance over time.

Net Position – Government-wide	119
Changes in Net Position – Government-wide	120
Changes in Fund Balances – Governmental Funds	122
Fund Balances – Governmental Funds	124
Expenditures of Federal Awards	125

Revenue Capacity

These schedules are intended to assist in understanding and assessing the factors affecting Missouri's fuel tax, the Department's largest source of income.

Revenue Base – State Motor Fuel Taxes	126
Revenue Rates – State Motor Fuel Taxes	127
Principal Revenue Suppliers – State Motor Fuel Taxes	128

Debt Capacity

These schedules are intended to assist in understanding and assessing the Department's current burden and the Department's ability to issue additional debt in the future.

Legal Debt Limit	129
Ratios of Outstanding Debt	130
Pledged Revenue Coverage Related to Revenue Bonds	132

Demographic and Economic Information

These schedules are intended to assist in understanding the environment in which the Department's financial activities take place.

Population, Personal Income and Unemployment Rate	134
Employment Sectors	135
Licensed Drivers with Population Data	136
Vehicle Registrations with Fuel Tax Receipts	137

Operating Information

These schedules are intended to provide information about the Department's services and infrastructure.

Demand and Level of Service Indicators	138
Capital Asset Indicators	142
Employee Full-Time Equivalents (FTE)	144

Sources:

Unless otherwise stated, information in the following tables is derived from the Missouri Department of Transportation (MoDOT) annual financial reports for the years shown.

Note:

The objective of this statistical section is to provide users with historical perspective by presenting information for multiple years. Schedules originate with the year that the Department began tracking the information, the tracking process or data collection system changed, or it became administratively feasible to report retroactively.



This page intentionally left blank

Financial Trends

Net Position – Government-wide

Years Ended June 30

(Amounts in Thousands)

<u>Year</u>	<u>Net Investment In capital assets</u>	<u>Restricted</u>	<u>Total</u>
2013	\$26,225,284	\$ 893,013	\$27,118,297
2012	25,527,562	1,046,673	26,574,235
2011	24,603,720	1,390,363	25,994,083
2010	24,396,695	985,705	25,382,400
2009	24,461,090	678,643	25,139,733
2008	23,945,040	1,061,821	25,006,861
2007	24,016,417	788,665	24,805,082
2006	24,341,909	401,282	24,743,191
2005	24,234,053	387,012	24,621,065
2004	23,952,946	511,414	24,464,360

Note:

Amounts for 2009 include the restatement of beginning balances due to implementation of GASB 51, *Accounting and Financial Reporting for Intangible Assets*.

Amounts for 2004 include the restatement of beginning balances due to the transfer of Highway Safety functions from other state agencies.

Financial Trends

Changes in Net Position – Government-wide

Years Ended June 30

(Amounts in Thousands)

	<u>2013</u>	<u>2012</u>	<u>2011</u>	<u>2010</u>
Transportation Program Expenses				
Administration	\$ 32,244	\$ 30,040	\$ 33,168	\$ 33,648
Fleet, facilities and information systems	34,905	37,268	44,866	55,543
Maintenance	398,274	389,803	412,469	433,729
Construction	218,466	321,048	318,551	268,009
Multimodal operations	89,184	68,282	64,873	110,151
Interest	138,947	143,283	147,720	138,106
Other state agencies	199,660	214,696	198,814	177,646
Self-insurance	15,336	13,894	29,222	31,967
Medical and life insurance	94,695	97,137	94,472	90,644
Other post-employment benefits	75,152	75,896	79,025	83,132
Depreciation	<u>413,705</u>	<u>323,238</u>	<u>747,674</u>	<u>876,501</u>
Total transportation program expenses	<u>1,710,568</u>	<u>1,714,585</u>	<u>2,170,854</u>	<u>2,299,076</u>
Transportation Program Revenues				
Charges for services				
Licenses, fees and permits	283,022	284,677	274,673	284,337
Employee insurance premiums	37,328	35,636	32,591	30,868
Other	<u>108,043</u>	<u>131,371</u>	<u>150,871</u>	<u>108,214</u>
Total charges for services	428,393	451,684	458,135	423,419
Federal government				
American Recovery and Reinvestment Act	49,912	99,266	248,894	298,421
Operating	87,689	73,930	57,953	84,212
Capital	<u>892,031</u>	<u>860,754</u>	<u>1,228,181</u>	<u>974,391</u>
Total federal government	<u>1,029,632</u>	<u>1,033,950</u>	<u>1,535,028</u>	<u>1,357,024</u>
Total transportation program revenues	<u>1,458,025</u>	<u>1,485,634</u>	<u>1,993,163</u>	<u>1,780,443</u>
Net expense of transportation program	<u>(252,543)</u>	<u>(228,951)</u>	<u>(177,691)</u>	<u>(518,633)</u>
General Revenues				
Fuel taxes	486,529	496,608	499,416	503,488
Sales and use taxes	304,163	291,279	269,336	250,432
Unrestricted investment earnings	(1,157)	13,309	13,950	12,123
State appropriations	11,630	11,130	11,132	12,111
Donated assets	---	---	---	---
Gain (loss) on sale of capital assets	<u>(4,560)</u>	<u>(3,223)</u>	<u>(4,460)</u>	<u>(16,854)</u>
Total general revenues	<u>796,605</u>	<u>809,103</u>	<u>789,374</u>	<u>761,300</u>
Changes in Net Position	<u>\$ 544,062</u>	<u>\$ 580,152</u>	<u>\$ 611,683</u>	<u>\$ 242,667</u>

Note:

Government-wide financial statements are prepared on a full accrual basis and include transactions related to capital assets and long-term obligations. These statements also include the effects of eliminating off-setting revenues and expenses related to the Department's internal service funds.

<u>2009</u>	<u>2008</u>	<u>2007</u>	<u>2006</u>	<u>2005</u>	<u>2004</u>
\$ 34,834	\$ 33,645	\$ 38,887	\$ 30,838	\$ 29,703	\$ 29,318
54,464	56,721	54,400	53,222	55,976	43,603
424,327	406,374	378,902	362,163	375,323	314,965
257,943	240,821	273,086	165,494	210,298	197,761
85,999	74,128	71,268	60,530	52,978	46,880
106,538	102,344	75,228	53,543	43,465	39,276
174,587	178,319	169,906	146,969	178,506	166,271
19,210	32,103	7,854	27,387	21,998	15,916
89,774	87,710	102,642	92,952	82,474	68,194
65,804	69,731	---	---	---	---
<u>751,246</u>	<u>746,456</u>	<u>849,957</u>	<u>829,556</u>	<u>689,699</u>	<u>771,756</u>
<u>2,064,726</u>	<u>2,028,352</u>	<u>2,022,130</u>	<u>1,822,654</u>	<u>1,740,420</u>	<u>1,693,940</u>
290,399	291,843	259,086	299,892	282,058	268,830
29,047	26,534	25,369	26,216	26,024	23,909
<u>160,013</u>	<u>86,719</u>	<u>67,816</u>	<u>46,165</u>	<u>41,838</u>	<u>74,598</u>
479,459	405,096	352,271	372,273	349,920	367,337
28,279	---	---	---	---	---
76,569	62,179	78,588	61,630	57,497	43,050
<u>833,839</u>	<u>907,956</u>	<u>797,196</u>	<u>768,173</u>	<u>770,568</u>	<u>660,350</u>
<u>938,687</u>	<u>970,135</u>	<u>875,784</u>	<u>829,803</u>	<u>828,065</u>	<u>703,400</u>
<u>1,418,146</u>	<u>1,375,231</u>	<u>1,228,055</u>	<u>1,202,076</u>	<u>1,177,985</u>	<u>1,070,737</u>
<u>(646,580)</u>	<u>(653,121)</u>	<u>(794,075)</u>	<u>(620,578)</u>	<u>(562,435)</u>	<u>(623,203)</u>
499,506	514,908	517,648	522,896	518,990	515,048
233,810	272,039	275,259	182,465	181,462	180,213
27,607	51,581	49,301	24,450	5,352	(12,846)
16,634	13,257	12,283	11,453	11,769	11,299
---	---	441	4	---	162
<u>(1,928)</u>	<u>3,115</u>	<u>1,034</u>	<u>1,436</u>	<u>1,567</u>	<u>(2,238)</u>
<u>775,629</u>	<u>854,900</u>	<u>855,966</u>	<u>742,704</u>	<u>719,140</u>	<u>691,638</u>
\$ <u>129,049</u>	\$ <u>201,779</u>	\$ <u>61,891</u>	\$ <u>122,126</u>	\$ <u>156,705</u>	\$ <u>68,435</u>

Financial Trends

Changes in Fund Balances – Governmental Funds

Years Ended June 30

(Amounts in Thousands)

	<u>2013</u>	<u>2012</u>	<u>2011</u>	<u>2010</u>
Revenues				
Fuel taxes	\$ 486,529	\$ 496,608	\$ 499,416	\$ 503,488
Sales and use taxes	304,163	291,279	269,336	251,343
Licenses, fees and permits	283,022	284,614	274,709	284,909
Intergovernmental/cost reimbursements/miscellaneous	138,732	138,629	131,809	128,160
Investment earnings	(1,149)	11,011	11,548	8,957
American Recovery and Reinvestment Act	49,912	99,265	248,834	298,333
State government	11,630	11,131	11,132	12,111
Federal government	<u>985,071</u>	<u>928,718</u>	<u>1,283,838</u>	<u>1,059,348</u>
Total revenues	2,257,910	2,261,255	2,730,622	2,546,649
Expenditures				
Administration	46,936	46,636	48,833	49,247
Fleet, facilities and information systems	38,058	41,133	49,110	59,586
Maintenance	454,740	440,357	450,103	471,740
Construction	237,630	354,259	338,482	293,021
Multimodal operations	89,404	68,481	65,112	110,412
Capital outlay	960,790	1,112,769	1,249,787	1,405,741
Debt service - principal	165,332	143,582	166,854	102,261
Debt service - interest	150,721	155,534	162,911	146,006
Other state agencies	<u>226,683</u>	<u>240,086</u>	<u>223,667</u>	<u>201,472</u>
Total expenditures	2,370,294	2,602,837	2,754,859	2,839,486
Excess of revenues over (under) expenditures	(112,384)	(341,582)	(24,237)	(292,837)
Other Financing Sources (Uses)				
Notes issued	9,493	9,097	10,095	10,910
Bonds issued	---	---	---	1,085,000
Refunding bonds issued	---	---	130,390	---
Refunding bonds escrow payment	---	---	(150,477)	---
Bond interest rate swap	---	---	---	---
Premium on bonds	---	---	20,972	30,631
Discount on bonds	---	---	---	---
Capital leases issued	116	12	4,869	3,284
Refinancing capital leases issued	---	---	---	---
Capital lease termination payment	---	---	---	---
Capital asset sales	13,301	10,591	9,358	7,252
Transfers in	511,732	496,854	515,181	536,864
Transfers out	<u>(511,732)</u>	<u>(496,854)</u>	<u>(515,181)</u>	<u>(536,864)</u>
Total other financing sources (uses)	22,910	19,700	25,207	1,137,077
Net Changes in Fund Balances	<u>\$ (89,474)</u>	<u>\$ (321,882)</u>	<u>\$ 970</u>	<u>\$ 844,240</u>
Debt service as a percentage of noncapital expenditures	22 %	20 %	22 %	17 %
Debt service as a percentage of total revenues	14 %	13 %	12 %	10 %

Notes:

Some amounts have been recategorized for comparability and implementation of GASB 54 *Fund Balance Reporting and Governmental Fund Type Definitions*.

Governmental fund financial statements are prepared on a modified accrual basis to report changes in net current financial resources. These statements differ from cash-based budget reports primarily because revenues are recognized if they are collected within 60 days of the end of the fiscal year and expenditures are recorded when the related liability is incurred, except that certain long-term obligations are recognized to the extent they have matured.

<u>2009</u>	<u>2008</u>	<u>2007</u>	<u>2006</u>	<u>2005</u>	<u>2004</u>
\$ 499,506	\$ 514,908	\$ 517,648	\$ 522,896	\$ 518,990	\$ 515,048
234,599	270,339	275,259	182,465	181,462	180,213
290,925	290,709	259,086	299,892	282,058	268,830
139,105	80,668	89,997	53,652	53,254	73,892
23,417	46,890	44,388	22,256	3,230	(12,812)
28,279	---	---	---	---	---
16,634	13,257	12,283	11,453	11,769	11,299
<u>909,634</u>	<u>970,135</u>	<u>877,795</u>	<u>827,791</u>	<u>828,065</u>	<u>703,400</u>
2,142,099	2,186,906	2,076,456	1,920,405	1,878,828	1,739,870
49,224	46,822	45,797	42,843	41,088	40,352
56,986	58,933	58,759	68,753	67,791	56,791
466,143	433,653	436,796	411,847	406,185	339,673
273,099	264,693	300,579	190,713	228,985	219,217
86,202	74,303	71,485	60,676	53,092	46,989
1,307,318	1,143,496	1,248,304	1,252,825	918,733	1,038,713
103,123	88,097	105,630	73,919	56,094	40,330
115,468	109,730	89,997	57,776	45,096	33,214
<u>197,248</u>	<u>199,237</u>	<u>189,409</u>	<u>169,726</u>	<u>194,682</u>	<u>180,851</u>
2,654,811	2,418,964	2,546,756	2,329,078	2,011,746	1,996,130
(512,712)	(232,058)	(470,300)	(408,673)	(132,918)	(256,260)
1,856	4,539	406	1,787	17,122	2,277
142,735	526,800	800,000	350,660	---	254,000
---	---	394,870	---	---	---
---	---	(432,408)	---	---	---
---	(11,118)	---	---	---	---
2,835	27,808	73,180	21,336	---	9,559
---	(170)	---	---	---	---
581	763	1,355	2,646	44,468	3,312
---	22,985	---	---	---	---
---	(22,559)	---	---	---	---
6,830	8,705	8,679	6,669	5,941	3,341
527,110	574,864	523,744	570,592	136,487	166,206
<u>(527,110)</u>	<u>(574,864)</u>	<u>(523,744)</u>	<u>(570,592)</u>	<u>(136,487)</u>	<u>(166,206)</u>
154,837	557,753	846,082	383,098	67,531	272,489
<u>\$ (357,875)</u>	<u>\$ 325,695</u>	<u>\$ 375,782</u>	<u>\$ (25,575)</u>	<u>\$ (65,387)</u>	<u>\$ 16,229</u>
16 %	16 %	15 %	12 %	9 %	8 %
10 %	9 %	9 %	7 %	5 %	4 %

Financial Trends

Fund Balances – Governmental Funds

Years Ended June 30

(Amounts in Thousands)

<u>Year</u>	<u>Nonspendable - Inventories</u>	<u>Restricted - Highways and Transportation</u>	<u>Unassigned</u>	<u>Total</u>
2013	\$34,841	\$1,167,773	\$ (234)	\$ 1,202,380
2012	45,790	1,248,963	(2,899)	1,291,854
2011	46,731	1,567,005	---	1,613,736
2010	43,711	1,569,055	---	1,612,766
2009	47,693	1,210,523	(489,690)	768,526
2008	42,443	1,083,957	---	1,126,400
2007	40,366	760,339	---	800,705
2006	37,673	388,576	(1,326)	424,923
2005	35,119	415,394	(15)	450,498
2004	30,577	485,308	---	515,885

Notes:

Amounts were reclassified in fiscal year 2011 due to implementation of GASB 54 *Fund Balance Reporting and Governmental Fund Type Definitions*.

Amounts for 2004 include restatement of beginning balances due to the transfer of Highway Safety functions from other state agencies.

Financial Trends

Expenditures of Federal Awards

Years Ended June 30

(Amounts in Thousands)

<u>Year</u>	<u>Roads and Bridges</u>	<u>Multimodal</u>	<u>Motor Carriers</u>	<u>Highway Safety</u>	<u>Total</u>
2012	\$ 940,436	\$44,769	\$2,838	\$24,523	\$ 1,012,566
2011	1,459,615	43,409	1,576	18,517	1,523,117
2010	1,244,642	69,158	1,701	21,925	1,337,426
2009	858,715	52,741	1,207	25,377	938,040
2008	909,643	46,440	1,410	17,208	974,701
2007	800,933	47,658	1,327	34,637	884,555
2006	764,803	45,148	1,434	28,596	839,981
2005	764,091	34,203	2,733	20,057	821,084
2004	660,692	28,588	2,458	13,132	704,870
2003	742,640	27,633	1,175	---	771,448

Source:

MoDOT Schedule of Expenditures of Federal Awards prepared for inclusion in the State Auditor's single audit report for the state of Missouri

Notes:

Expenditures include State Emergency Management Agency amounts.

Fiscal year 2013 data is not yet available.

Highway Safety grants for fiscal year 2003 were reported with other state agencies.

Revenue Capacity Revenue Base – State Motor Fuel Taxes

Years Ended June 30

(Amounts in Thousands)

<u>Year</u>	<u>Gallons</u>	<u>Net State Receipts</u>	<u>Distribution</u>		
			<u>Cities</u>	<u>Counties</u>	<u>MoDOT</u>
2013	3,919,121	\$666,106	\$ 99,433	\$77,980	\$488,693
2012	3,976,007	676,601	100,994	79,206	496,401
2011	4,033,033	685,447	103,065	80,851	501,531
2010	4,032,237	684,164	102,113	80,085	501,966
2009	4,002,068	680,862	101,685	79,750	499,427
2008	4,182,599	710,246	106,357	83,418	520,471
2007	4,141,906	704,071	105,875	83,036	515,160
2006	4,156,348	707,856	104,820	82,208	520,828
2005	4,182,914	710,343	106,890	83,831	519,622
2004	4,125,374	700,217	105,657	82,868	511,692

Source:

MoDOT Financial Services Division

Notes:

Amounts are provided on a cash basis.

Dollar amounts are shown net of motor fuel tax refunds.

Revenue Capacity

Revenue Rates – State Motor Fuel Taxes

Years Ended June 30

(Cents per Gallon)

<u>Year</u>	<u>Total Fuel Tax Rate</u>	<u>Local Governments</u>	<u>MoDOT</u>
2013	17.00	4.55	12.45
2012	17.00	4.55	12.45
2011	17.00	4.55	12.45
2010	17.00	4.55	12.45
2009	17.00	4.55	12.45
2008	17.00	4.55	12.45
2007	17.00	4.55	12.45
2006	17.00	4.55	12.45
2005	17.00	4.55	12.45
2004	17.00	4.55	12.45

Source:

MoDOT Financial Services Division

Note:

Motor fuel tax rates are established by Chapter 142 RSMo. Increases in these rates require a statutory change.

Revenue Capacity Principal Revenue Suppliers – State Motor Fuel Taxes

Year Ended June 30

(Amounts in Thousands)

	<u>2013</u>	<u>2004</u>
Gallons from top ten suppliers	3,524,513	3,136,500
Net revenue from top ten suppliers	\$ 599,167	\$ 533,205
Net revenue from all suppliers	\$ 666,106	\$ 713,462
Percentage from top ten suppliers	90 %	75 %

Sources:

Net revenue from top ten suppliers: Missouri Department of Revenue

Net revenue from all suppliers: MoDOT Financial Services Division

Remainder of information is extrapolated

Notes:

Top ten supplier information is released by the Department of Revenue only in the aggregate. Information on individual suppliers is not available. There are 117 total suppliers.

Debt Capacity Legal Debt Limit

Years Ended June 30

(Amounts in Thousands)

<u>Year</u>	<u>Legal Limitations</u>	<u>Debt Issued Applicable To Limit (cumulative par)</u>	<u>Legal Debt Margin (excess available)</u>	<u>Ratio of Debt To Legal Limit</u>
2013	\$ n/a	\$ ---	\$ ---	--- %
2012	n/a	---	---	---
2011	n/a	---	---	---
2010	n/a	---	---	---
2009	n/a	---	---	---
2008	n/a	---	---	---
2007	n/a	---	---	---
2006	n/a	---	---	---
2005	2,250,000	907,000	1,343,000	40
2004	2,250,000	907,000	1,343,000	40

Source:

MoDOT Financial Services Division

Notes:

Legal debt limitations apply only to road revenue bonds.

Sections 226.133 and 226.134 RSMo. authorized the issuance of road revenue bonds between 2001 and 2006, with a legal limit of \$2.25 billion.

n/a: Article IV of the Missouri Constitution, amended in 2005, authorized the issuance of road revenue bonds, not subject to any legal limitations.

Debt Capacity Ratios of Outstanding Debt

Years Ended June 30

(Amounts in Thousands Except Per Capita)

<u>Debt Outstanding at June 30</u>				
<u>Year</u>	<u>Road Bonds</u>	<u>Notes Issued</u>	<u>Capital Leases</u>	<u>Total</u>
2013	\$2,918,000	\$ 26,404	\$ 2,269	\$2,946,673
2012	3,071,525	28,405	2,466	3,102,396
2011	3,204,715	23,678	8,476	3,236,869
2010	3,352,640	32,707	14,322	3,399,669
2009	2,355,925	27,164	19,646	2,402,735
2008	2,298,080	34,042	28,443	2,360,565
2007	1,833,795	46,453	35,225	1,915,473
2006	1,119,885	68,376	43,505	1,231,766
2005	828,500	80,830	53,514	962,844
2004	861,000	95,249	17,221	973,470

Sources:

Personal Income: United States Department of Commerce, Bureau of Economic Analysis

Population: United States Department of Commerce, Census Bureau

Notes:

Personal income and population are reported on a calendar year basis within the applicable fiscal year.

<u>Ratio of Debt to Income</u>		<u>Ratio of Debt to Population</u>	
<u>Personal Income</u>	<u>Percentage of Personal Income</u>	<u>Population</u>	<u>Per Capita</u>
\$223,049,000	1.32 %	6,022	\$490
229,986,000	1.35	6,011	516
217,486,000	1.49	6,012	538
213,238,000	1.59	5,987	568
205,288,000	1.17	5,912	406
198,757,000	1.19	5,878	402
188,399,000	1.02	5,838	328
178,036,000	0.69	5,788	213
170,392,000	0.57	5,745	168
164,163,000	0.59	5,706	171

Debt Capacity

Pledged Revenue Coverage Related to Revenue Bonds

Years Ended June 30

(Amounts in Thousands Except Coverage)

Year				<u>Senior Lien Bonds</u>		
	Senior Bond Revenues (1)	Operating Expenses (2)	Senior Net Pledged Revenues Available	Principal	Interest	Coverage
2013	\$ 937,165	\$ 333,327	\$603,838	\$44,255	\$25,467	8.66
2012	935,399	342,240	593,159	31,790	26,868	10.11
2011	929,143	324,416	604,727	56,795	28,443	7.09
2010	916,929	281,320	635,609	41,280	32,386	8.63
2009	906,977	279,971	627,006	39,540	34,339	8.49
2008	965,169	279,823	685,346	38,005	36,118	9.25
2007	959,049	269,210	689,839	36,740	38,899	9.12
2006	946,991	245,217	701,774	35,440	40,537	9.25
2005	904,978	545,048	359,930	32,500	43,788	4.72
2004	893,734	501,226	392,508	23,455	31,086	7.20

Year				<u>Federal Reimbursement</u>		
	Federal Reimbursement Revenues (5)	Expenses	Federal Reimbursement Bonds Net Pledged Revenues	Principal	Interest (6)	Coverage
2013	\$ 771,710	---	\$ 771,710	\$33,450	\$33,161	11.59
2012	719,532	---	719,532	32,725	33,889	10.80
2011	1,226,128	---	1,226,128	30,595	36,026	18.40
2010	749,825	---	749,825	---	19,476	38.50
2009	712,574	---	712,574	---	2,596	274.44
2008	---	---	---	---	---	---
2007	---	---	---	---	---	---
2006	---	---	---	---	---	---
2005	---	---	---	---	---	---
2004	---	---	---	---	---	---

Sources:
MoDOT Financial Services Division

Notes:

(1) Senior Bond Revenues consist of various percentages of the state motor fuel tax, sales and use taxes and motor vehicle fees, as set by the state's constitution and statutes. Revenues are reported net of refunds and exclude sales tax revenue deposited into the State Road Bond Fund.

(2) Operating Expenses consist of retirement benefit costs, the cost of enforcement of motor vehicle laws and the cost of collection of sales taxes and fees. The cost of collection reflects actual expenditures and does not reflect any Missouri Department of Revenue refunds associated with spending over the three percent cap during previous years. Prior to fiscal year 2006, additional MoDOT operating expenses, principally personnel expenses and administrative costs, were paid from the Highway Fund.

(3) First, Second, Third Lien Revenues consist of sales taxes deposited into the State Road Bond Fund.

(4) First, Second, Third Lien Net Pledged Revenues consist of excess Senior Net Pledged Revenues and sales tax deposited into the State Road Bond Fund.

(5) Federal Reimbursement Revenues exclude American Recovery and Reinvestment Act revenue and amounts passed through to other political entities. For debt service coverage calculation purposes, excess First, Second, Third Lien Net Revenues are not included.

(6) Federal reimbursement interest is reported net of federal subsidies associated with Build America Bonds.

First, Second, Third Lien Revenues (3)	First, Second, Third Lien Net Pledged Revenues (4)	First Lien			Second Lien			Third Lien		
		Principal	Interest	Coverage	Principal	Interest	Coverage	Principal	Interest	Coverage
\$113,443	\$647,559	\$50,805	\$41,111	7.05	\$10,605	\$25,798	5.05	\$14,410	\$ 9,974	4.24
106,451	640,952	49,385	\$43,432	6.91	5,465	26,024	5.16	13,825	9,989	4.33
100,945	620,434	48,025	45,721	6.62	1,600	26,088	5.11	---	10,048	4.72
93,744	655,687	41,725	47,609	7.34	5,280	26,299	5.42	---	4,785	5.22
91,013	644,140	35,575	49,140	7.60	9,775	26,690	5.32	---	668	5.29
84,476	695,699	24,510	50,204	9.31	---	16,978	7.59	---	1,654	7.45
65,738	679,938	23,530	40,651	10.60	---	---	---	13,080	2,339	8.55
26,096	651,893	23,835	10,392	19.05	---	---	---	---	2,047	17.98
---	283,642	---	---	---	---	---	---	---	---	---
---	337,967	---	---	---	---	---	---	---	---	---

Demographic and Economic Information

Population, Personal Income and Unemployment Rate

Years Ended December 31

(Amounts in Thousands)

<u>Year</u>	<u>Population</u>	<u>Personal Income</u>	<u>Per Capita Personal Income</u>	<u>Unemployment Rate</u>
2012	6,022	\$223,049,000	\$39	7.6 %
2011	6,011	229,986,000	38	7.7
2010	6,012	217,486,000	36	9.2
2009	5,988	213,238,000	36	9.2
2008	5,912	205,288,000	35	6.0
2007	5,878	198,757,000	34	5.1
2006	5,838	188,399,000	32	5.2
2005	5,788	178,036,000	31	6.3
2004	5,745	170,392,000	30	5.9
2003	5,706	164,163,000	29	5.9

Sources:

Population: United States Department of Commerce, Census Bureau

Personal Income, Per Capita Personal Income and Unemployment Rate: United States Department of Commerce, Bureau of Economic Analysis

Demographic and Economic Information Employment Sectors

Years Ended December 31

(Amounts in Thousands)

	<u>2012</u>			<u>2003</u>		
	<u>Employees</u>	<u>Rank</u>	<u>Percentage</u>	<u>Employees</u>	<u>Rank</u>	<u>Percentage</u>
Trade, transportation and utilities	521	1	20 %	547	1	20 %
Government	441	2	16	438	2	16
Education and health services	432	3	16	357	3	13
Professional and business services	352	4	13	303	5	11
Leisure and hospitality	261	5	10	255	6	10
Manufacturing	250	6	9	314	4	12
Financial activities	161	7	6	163	7	6
Other services	111	8	4	119	9	5
Construction, natural resources and mining	104	9	4	138	8	5
Information	<u>55</u>	10	<u>2</u>	<u>65</u>	10	<u>2</u>
Total	<u>2,688</u>		<u>100 %</u>	<u>2,699</u>		<u>100 %</u>

Source:

United States Department of Labor, Bureau of Labor Statistics

Note:

Information on employers is provided at the more general level of employment sectors, rather than the top ten specific employers of the state of Missouri. This data is more relevant to the mission of a transportation system.

Demographic and Economic Information

Licensed Drivers with Population Data

Years Ended June 30

(Amounts in Thousands)

<u>Year</u>	<u>Licensed Drivers</u>	<u>Change in Licensed Drivers</u>	<u>Population</u>	<u>Change in Population</u>
2012	4,288	11	6,011	(1)
2011	4,277	31	6,012	24
2010	4,246	28	5,988	76
2009	4,218	21	5,912	34
2008	4,197	35	5,878	40
2007	4,162	22	5,838	50
2006	4,140	5	5,788	43
2005	4,135	87	5,745	39
2004	4,048	82	5,706	30
2003	3,966	35	5,676	34

Sources:

Licensed Drivers: Missouri Department of Revenue for federal reporting

Population: United States Department of Commerce, Census Bureau

Notes:

Fiscal year 2013 licensed drivers data is not yet available.

Population is reported on a calendar year basis within the applicable fiscal year.

Demographic and Economic Information

Vehicle Registrations with Fuel Tax Receipts

Years Ended June 30

(Amounts in Thousands Except Fuel Tax Receipts per Registration)

<u>Fiscal Year</u>	<u>Registrations</u>	<u>Percentage Change in Registrations</u>	<u>Net State Fuel Tax Receipts</u>	<u>Percentage Change in Fuel Tax Receipts</u>	<u>Fuel Tax Receipts per Registration</u>
2012	6,659	8.7 %	\$666,106	(2.8) %	100
2011	6,124	(8.5)	685,447	0.2	112
2010	6,691	10.5	684,164	0.5	102
2009	6,057	1.6	680,862	(4.1)	112
2008	5,961	(0.6)	710,246	0.9	119
2007	5,997	(0.7)	704,071	(0.5)	117
2006	6,040	7.7	707,856	(0.4)	117
2005	5,609	(1.9)	710,343	1.4	127
2004	5,715	14.9	700,217	3.1	123
2003	4,974	(7.2)	679,397	1.4	137

Sources:

Registrations: Missouri Department of Revenue, Missouri State Highway Patrol and MoDOT for federal reporting

Fuel Tax Receipts: MoDOT Financial Services Division, cash basis

Note:

Fiscal year 2013 registrations data is not yet available.

Operating Information Demand and Level of Service Indicators

Years Ended December 31

<u>Year</u>	<u>Daily Vehicle Miles Traveled (Amounts in Thousands)</u>			<u>Population (Amounts in Thousands)</u>	<u>Average Daily Miles Per Capita</u>
	<u>State Highways</u>	<u>Non-State Highways</u>	<u>Total Public Highways</u>		
2012	130,518	56,887	187,405	6,022	31.1
2011	129,512	58,948	188,460	6,011	31.4
2010	130,628	62,879	193,507	6,012	32.2
2009	130,047	59,257	189,304	5,988	31.6
2008	130,703	55,834	186,537	5,912	31.6
2007	134,149	55,303	189,452	5,878	32.2
2006	132,758	55,828	188,586	5,838	32.3
2005	132,604	55,763	188,367	5,788	32.5
2004	132,635	56,390	189,025	5,745	32.9
2003	130,945	55,162	186,107	5,706	32.6

Sources:

Daily Vehicle Miles Traveled: MoDOT Transportation Planning Division

Population: United States Department of Commerce, Census Bureau



This page intentionally left blank

Operating Information Demand and Level of Service Indicators

Years Ended June 30

Year	Freight Tonnage By Mode (Amounts In Thousands) (1) (2)				Travel Information by Mode		
	Port	Motor Carrier	Aviation	Rail	Number of Transit Passengers	Number of River Runner Rail Passengers (3)	Number of Airline Passengers (2) (6)
2013	n/a-cy	n/a-cy	n/a-cy	n/a-cy	n/a-src	197,000	n/a-cy
2012	30,000	409,000	195	438,000	63,400,000	193,000	11.8
2011	33,000	400,000	197	449,000	58,600,000	191,000	11.7
2010	33,000	398,000	182	441,000	56,300,000	165,000	11.5
2009	24,000	368,000	190	416,000	68,400,000	153,000	11.5
2008	26,000	361,000	240	412,000	68,600,000	138,000	13.0
2007	29,000	470,000	260	410,000	64,800,000	144,312	13.4
2006	35,000	399,000	267	441,000	71,100,000	174,513	13.0
2005	28,000	418,000	278	400,000	66,000,000	171,410	12.4
2004	32,800	419,000	282	405,000	64,600,000	162,446	11.8

Source:

MoDOT Tracker – Measures of Departmental Performance

Notes:

- (1) Data is estimated and provides generalized trends and movements.
- (2) Measured on a calendar year basis.
- (3) Measurement and prior years data were changed in 2012 to include only River Runner passengers, not all Amtrak passengers.
- (4) Negative numbers mean final project cost was less than the amount budgeted for the project.
- (5) Prior years data may be updated for information received in subsequent years.
- (6) Measurement and prior years data were changed in 2013. The number of airline passengers replaced the number of business capable airports to be comparable to the other modes reported. The percent of projects completed on time was updated to reflect the original contract completed date, replacing the adjusted completed date. The percent of stripes in good condition is now based on retroreflectivity benchmarks as opposed to customer survey results.

n/a-cy: not available - calendar year basis.

n/a-src: not available - external source provides data.

Road and Bridge Projects		Safety		
Percent of Programmed Project Cost As Compared To Final Project Cost (4)	Percent of Projects Completed on Time(6)	Number of Fatalities from Traffic Crashes (2),(5)	Number of Serious Injuries from Traffic Crashes (2),(5)	Percent of Stripes on Major Roads In Good Condition (2),(6)
(12.47)%	80%	n/a-cy	n/a-cy	n/a-cy
(10.43)	75	826	5,315	96.4%
(15.37)	74	786	5,643	92.4
(11.48)	79	821	6,096	91.3
0.31	67	878	6,540	91.0
(2.27)	71	960	6,931	96.4
(2.57)	74	992	7,744	95.7
1.61	64	1,096	8,151	95.4
(2.84)	61	1,257	8,624	92.9
3.98	61	1,130	8,857	n/a

Operating Information Capital Asset Indicators (1)

Years Ended December 31

<u>Year</u>	<u>Centerline Miles (2)</u>	<u>Percentage of Major Highways In Good Condition (3)</u>	<u>Number of Deficient Bridges</u>
2012	33,885	88.5 %	2,081
2011	33,845	88.1	2,208
2010	33,702	85.8	2,486
2009	33,639	86.5	2,679
2008	33,676	83.4	2,838
2007	33,685	78.0	2,844
2006	33,681	74.0	2,836
2005	32,423	60.8	2,892
2004	32,403	47.4	2,907
2003	32,397	44.5	2,959

Sources:

MoDOT Tracker – Measures of Departmental Performance

Centerline miles provided by Transportation Planning Division

Notes:

(1) Assets of non-highway modes are not owned by the state. MoDOT administers funds to those entities, primarily through federal and state grants.

(2) Beginning in 2006, outer roadways were included in the mileage report.

(3) The Department's emphasis on Smooth Roads Initiative projects in 2005 and 2006 significantly increased the condition of major highways.

(4) In the spring of 2009, the Safe and Sound Bridge Improvement program began rehabilitation of 248 bridges and replacement of 554.

Operating Information Capital Asset Indicators

Years Ended December 31

Functional Classification	Total Public Centerline Miles									
	2012	2011	2010	2009	2008	2007	2006	2005	2004	2003
Rural										
Interstate	867	723	722	722	722	722	800	800	801	801
Freeway/Expressway	878	967	953	2	2	---	---	---	15	---
Principal Arterial	2,103	2,157	2,171	3,115	3,116	3,117	3,246	3,171	3,175	3,196
Minor Arterial	3,962	3,959	3,944	3,948	3,927	3,927	4,076	4,135	4,025	4,015
Major Collector	16,191	16,181	16,185	16,182	16,211	16,216	16,444	16,461	16,729	16,695
Minor Collector	5,961	5,954	5,944	5,948	5,961	5,966	5,995	5,949	5,771	5,775
Local	965	963	935	885	875	869	922	21	25	56
Urban										
Interstate	512	482	459	459	459	459	381	381	380	380
Freeway/Expressway	434	455	470	398	397	399	343	344	330	329
Principal Arterial	719	730	730	803	808	811	701	694	702	708
Minor Arterial	565	549	527	526	516	513	352	340	334	335
Major Collector	446	445	414	410	437	442	235	111	99	90
Minor Collector	2	---	---	---	---	---	---	---	---	---
Local	280	280	248	241	245	244	186	16	17	17
Total Centerline Miles	33,885	33,845	33,702	33,639	33,676	33,685	33,681	32,423	32,403	32,397
Statewide Composite										
Interstate	1,379	1,206	1,181	1,181	1,181	1,181	1,181	1,181	1,181	1,181
Freeway/Expressway	1,312	1,421	1,423	400	399	399	343	344	345	329
Arterial	7,349	7,394	7,372	8,392	8,367	8,368	8,375	8,340	8,236	8,254
Collector	22,600	22,580	22,542	22,540	22,609	22,624	22,674	22,521	22,599	22,560
Local	1,245	1,244	1,184	1,126	1,120	1,113	1,108	37	42	73
Total Centerline Miles	33,885	33,845	33,702	33,639	33,676	33,685	33,681	32,423	32,403	32,397

Source:

MoDOT Transportation Planning Division

Note:

Beginning in 2006, outer roadways were included in the mileage report.

Operating Information

Employee Full-Time Equivalents (FTE)

Years Ended June 30

	<u>2013</u>	<u>2012</u>	<u>2011</u>	<u>2010</u>	<u>2009</u>	<u>2008</u>	<u>2007</u>
District Offices	4,501	4,685	5,183	5,541	5,512	5,577	5,765
Central Office	<u>765</u>	<u>886</u>	<u>1,028</u>	<u>1,096</u>	<u>1,124</u>	<u>1,189</u>	<u>1,233</u>
Total	<u>5,266</u>	<u>5,571</u>	<u>6,211</u>	<u>6,637</u>	<u>6,636</u>	<u>6,766</u>	<u>6,998</u>

Source:

State of Missouri payroll reporting system

Note:

The decreases in 2011-2013 resulted from planned staffing reductions.

Other Information



This page intentionally left blank

**Independent Auditors' Report On Internal
Control Over Financial Reporting And On
Compliance And Other Matters Based On An
Audit Of Financial Statements Performed In
Accordance With *Government Auditing Standards***

Missouri Highways and Transportation Commission
Missouri Department of Transportation
Jefferson City, Missouri

We have audited, in accordance with the auditing standards generally accepted in the United States of America and the standards applicable to financial audits contained in *Government Auditing Standards* issued by the Comptroller General of the United States, the financial statements of the governmental activities, each major fund, and the aggregate remaining fund information of the Missouri Department of Transportation (the Department), as of and for the year ended June 30, 2013, and the related notes to the financial statements, which collectively comprise the Department's basic financial statements, and have issued our report thereon dated September 27, 2013

Internal Control Over Financial Reporting

In planning and performing our audit of the financial statements, we considered the Department's internal control over financial reporting (internal control) to determine the audit procedures that are appropriate in the circumstances for the purpose of expressing our opinions on the financial statements, but not for the purpose of expressing an opinion on the effectiveness of the Department's internal control. Accordingly, we do not express an opinion on the effectiveness of the Department's internal control.

A deficiency in internal control exists when the design or operation of a control does not allow management or employees, in the normal course of performing their assigned functions, to prevent, or detect and correct misstatements on a timely basis. *A material weakness* is a deficiency, or combination of deficiencies, in internal control, such that there is a reasonable possibility that a material misstatement of the entity's financial statements will not be prevented, or detected and corrected on a timely basis. *A significant deficiency* is a deficiency, or a combination of deficiencies, in internal control that is less severe than a material weakness, yet important enough to merit attention by those charged with governance.

Our consideration of internal control was for the limited purpose described in the first paragraph of this section and was not designed to identify all deficiencies in internal control that might be material weaknesses or significant deficiencies. Given these limitations, during our audit we did not identify any deficiencies in internal control that we consider to be material weaknesses. However, material weaknesses may exist that have not been identified.

Compliance And Other Matters

As part of obtaining reasonable assurance about whether the Department's financial statements are free of material misstatement, we performed tests of its compliance with certain provisions of laws, regulations, contracts and grant agreements, noncompliance with which could have a direct and material effect on the determination of financial statement amounts. However, providing an opinion on compliance with those provisions was not an objective of our audit, and accordingly, we do not express such an opinion. The results of our tests disclosed no instances of noncompliance or other matters that are required to be reported under *Government Auditing Standards*.

Purpose Of This Report

The purpose of this report is solely to describe the scope of our testing of internal control and compliance and the results of that testing, and not to provide an opinion on the effectiveness of the entity's internal control or on compliance. This report is an integral part of an audit performed in accordance with *Government Auditing Standards* in considering the entity's internal control and compliance. Accordingly, this communication is not suitable for any other purpose.

RubinBrown LLP

September 27, 2013

Total State & Federal Revenue as proposed in the 1992 Plan
RSMo 21.795.2(1)(d)

The information in this section is in accordance with the highlighted portion in the following section of the reporting statute. "2. *The department of transportation shall submit a written report prior to November tenth of each year to the governor, lieutenant governor, and every member of the senate and house of representatives. The report shall be posted to the department's Internet website so that general assembly members may elect to access a copy of the report electronically. The written report shall contain the following:*

(1) A comprehensive financial report of all funds for the preceding state fiscal year which shall include a report by independent certified public accountants, selected by the commissioner of the office of administration, attesting that the financial statements present fairly the financial position of the department in conformity with generally accepted government accounting principles. This report shall include amounts of:

(a) State revenues by sources, amounts of federal revenues by source;

(b) Any other revenues available to the department by source;

(c) Funds appropriated, the amount the department has budgeted and expended for the following: contracts, right-of-way purchases, preliminary and construction engineering, maintenance operations and administration;

(d) Total state and federal revenue compared to the revenue estimate in the fifteen-year highway plan as adopted in 1992. All expenditures made by, or on behalf of, the department for personal services including fringe benefits, all categories of expense and equipment, real estate and capital improvements shall be assigned to the categories listed in this subdivision in conformity with generally accepted government accounting principles; ..." Section 21.795.2, RSMo 2009 (L. 2009 HB 683 merged with HB 752). (emphasis added).

SCHEDULE OF 2013 TOTAL STATE AND FEDERAL REVENUE

This data is presented to provide financial information to comply with RSMo 21.795.2(1)(d)

Total State and Federal Revenue Comparison - RSMo 21.795.2(1)(d)
Actual Revenue Comparison in Fifteen Year Plan Format
(Dollars in Millions)

	Actual FY 2013	FY 2010 3/10/92 Plan	Actual Less: 3/10/92
Current State Revenue ¹	\$1,057	\$864	\$193
From Funding Package	165	187	(22)
Total State Revenue	1,222	1,051	171
Estimated Federal Funds ²	794	583	211
Total Funds Available	<u>\$2,016</u>	<u>\$1,634</u>	<u>\$382</u>

Notes:

¹Incidental revenue was not included in current revenue in the 1992 Plan projections. Therefore, for a direct comparison, incidental revenue is excluded from the actual total.

²The federal funds variance is due to increased federal highway fund apportionments from the federal highway and transit programs legislation – the Safe, Accountable, Flexible, Efficient Transportation Equity Act: A Legacy for Users (SAFETEA-LU) and Moving Ahead for Progress in the 21st Century (MAP-21). The American Recovery and Reinvestment Act (ARRA) also provided additional federal highway funds.

Criteria for Project Prioritization

RSMo 21.795.2(2)

Introduction

The information in this section is in accordance with the highlighted portion in the following section of the reporting statute. *"(2) A detailed explanation of the methods or criteria employed to select construction projects, including a listing of any new or reprioritized projects not mentioned in a previous report, and an explanation as to how the new or reprioritized projects meet the selection methods or criteria;"* Section 21.795.2(2), RSMo (A.L. 2012 H.B. 1402)

The Five-Year Highway and Bridge Construction Schedule establishes work for 2014-2018. As each year of the plan is completed, a new year is added. Except for improvements specified in Sections 2B and 2C, schedules for 2014-2018 are the same as in last year's report.

The Missouri Highways and Transportation Commission endorsed the Planning Framework in March of 2004. The framework is an open and transparent process for project selection and prioritization that includes public participation.

Public involvement in project development and programming activities is a key element in gaining public acceptance critical to the success of any transportation improvement program. The recent multi-year federal transportation bills have emphasized the necessity of public involvement. In Missouri, the approach is primarily to seek involvement from four groups: metropolitan planning organizations, regional planning commissions, local officials and the general public. Through public involvement, Missourians have a say in how transportation dollars are spent.

Metropolitan planning organizations represent urbanized areas with populations over 50,000. They are responsible for transportation planning within their regions. Regional planning commissions represent multi-county rural regions and are charged with coordinating functions of local governments, including transportation planning. The public is involved in the planning process in two ways: 1) through election of the local officials who comprise the regional planning commission and metropolitan planning organization boards of directors; and 2) through direct contact with MoDOT, metropolitan planning organizations, regional planning commissions or local officials.

Public involvement for development of transportation improvements begins several years before the projects actually appear in the Statewide Transportation Improvement Program (STIP).

Transportation planning consists of a series of decisions that direct the use of current and future available resources to accomplish Missouri's transportation goals. The current transportation planning process can be summarized in the following steps.

1. Develop the state's transportation vision and a plan to accomplish it
2. Identify and prioritize needs
3. Develop solutions and design projects
4. Prioritize and select projects for the STIP's Highway and Construction Schedule

Develop the State's Transportation Vision and a Plan to Accomplish It

MoDOT's long-range transportation plan identifies the state's transportation vision. The plan also identifies what the public expects of the state transportation system, including high-priority statewide corridors and goals for taking care of the system. It identifies the values that guide needs and project prioritization for a 20-year planning horizon.

The vision is Missouri's ideal transportation system. However, Missouri cannot afford all the components of this ideal system. The long-range transportation plan also includes policies and goals, and a fiscally constrained strategy for achieving the highest-priority components of the transportation vision within an agreed-upon timeframe. This requires working with planning partners to determine where Missouri's transportation dollars should be spent.

MoDOT's current long-range plan, Missouri Advance Planning (MAP), was completed in April 2007. Information regarding the long-range plan can be found at www.modot.org/plansandprojects/index.htm. Projects identified in the STIP have been given priorities based on, and are consistent with, the long-range transportation plan. MoDOT has initiated a statewide engagement effort called On The Move to update Missouri's long-range transportation plan. The latest information regarding On The Move can be found at www.missourithemove.org.

Identify and Prioritize Needs

There are many transportation problems, often called needs, on Missouri's transportation system. Identifying these needs is a continuous process and crucial for successful planning. For example, one need might be redesigning a high-accident location, such as an intersection; another need might be a location improvement that helps a new business move products more efficiently. There are two levels of needs identification, regional and statewide, and they are classified in two groups – physical system condition needs and functional needs. Physical system condition needs target the state of repair of road and bridge components. Functional needs target how well the transportation system is operating.

Statewide needs are identified formally through the long-range transportation plan process, and public outreach is done in conjunction with the long-range transportation plan development. These needs typically cross several county lines, and involve interstates and major highways.

MoDOT districts work with planning partners – such as local and regional elected and community officials, and representatives of the metropolitan planning organizations and regional planning commissions – to identify regional transportation needs. Specific methods

and timeframes are discussed in the implementation section of MoDOT's planning framework for guiding transportation decisions and investments.

Prioritizing needs is the process of deciding which problems, from the list of identified needs, should be addressed first. This can be a difficult task given a wide variety of needs. Not only do needs have different subject matter – safety, maintenance or economic development – they have varying time horizons. A structurally deficient bridge might be a more immediate need than a resurfacing project. However, simply being an immediate need does not imply higher priority. These complicated decisions require a coordinated effort from many groups.

Needs prioritization is based on the goals in Missouri's long-range transportation plan. MoDOT districts work with planning partners to prioritize regional needs annually. Statewide needs are prioritized periodically as funds become available; however, emerging needs can be added to the needs priority list between updates. Both regional and statewide needs will be prioritized using the processes established in MoDOT's planning framework, which are based primarily on objective data. Information regarding the planning framework can be found at www.modot.org/plansandprojects/index.htm. Using the results of the prioritization process as a starting point, MoDOT districts work with planning partners to divide needs into three categories.

- High – Resources are focused on addressing these needs first. They are the first to be selected for preliminary engineering.
- Medium – These needs may be addressed as additional resources become available.
- Low – No work is in progress to address these needs at this time.

The high-priority needs list is fiscally constrained to about 10 years of funding and is not a commitment to design or construct projects. Existing needs will be re-evaluated each time needs are prioritized. Some high-priority needs may never be designed or constructed due to prohibitive costs, changing priorities or other reasons. Needs from the high-priority list will be selected for preliminary project design.

Develop Solutions and Design Projects

When the high-priority needs have been identified, they are evaluated to find the best solution to the problem based on engineering expertise, public input and financial considerations. Environmental impact is another factor that influences the development and selection of a solution. There are a variety of environmental reviews that must occur for the proposed solutions. Some solutions may be less desirable or eliminated from consideration due to the extent of the environmental impacts. After a solution is agreed upon, design plans are started.

Determining the cause of a problem is often more complicated than might be expected. For instance, a high incidence of accidents at a given intersection might be due to poor sight distances, weather conditions, signal timing, roadway geometry or even reckless driving. Identifying the primary reason or combination of reasons for the problem is key to developing effective solutions.

When a problem is identified, the natural tendency for any problem-solver is to immediately offer the solution. Effective planning requires developing many possible solutions in order to capture the most efficient and effective solution. MoDOT engineers and planners are experts at generating good solutions to transportation problems. MoDOT staff is even more effective when working with local and regional officials to generate the solutions. This process reveals issues and concerns that may not have previously been evident.

The public's involvement in defining needs and determining the appropriate solutions will take several forms. The public may actually initiate the investigation of needs by contacting MoDOT or its planning partners. The public, through its local officials, has representation in determining the best solution for the transportation need. As MoDOT develops public involvement plans for specific projects, the public will have further opportunity to review concepts and provide input.

Prioritize and Select Projects for Construction

Deciding which projects to do and when to do them is a complicated and often controversial matter. Gathering and discerning public input is crucial to realizing the full benefit of available funds for Missouri's transportation system. MoDOT relies on local and regional planning agencies for this process.

The project prioritization processes are based primarily on data and serve as a starting place for determining the best candidates for funding. There are separate project prioritization processes for each category in MoDOT's funding distribution method.

MoDOT recognizes the need for a balance between taking care of the current transportation system and expanding the system to accommodate anticipated future demand. As a result, transportation funding is divided accordingly. The nature of this balance is adjusted through the level of funds in each category. The project prioritization processes include the following.

- Safety
- Taking care of the system
- Major projects and emerging needs (regional)
- Major projects and emerging needs (statewide)
- Interstates and major bridges

Projects are divided into three categories - high, medium and low - within each funding category. Each time projects are prioritized, existing projects not yet programmed for construction are re-evaluated.

Projects are prioritized against other projects in the same funding category. Larger projects of statewide significance are compared with one another. Smaller projects and those intended to take care of the existing system are compared with one another. MoDOT works with local and regional officials to determine the priority of the projects in each funding category. Projects on the high-priority project list are candidates for funding.

Additionally, each of Missouri's eight metropolitan planning organizations (MPO) located in Cape Girardeau (Southeast Metropolitan Planning Organization - SEMPO), Columbia (Columbia Area Transportation Study Organization - CATSO), Jefferson City (Capital Area Metropolitan Planning Organization - CAMPO), Joplin (Joplin Area Transportation Study Organization - JATSO), Kansas City (Mid-America Regional Council - MARC), St. Joseph (St. Joseph Area Transportation Study Organization - SJATSO), St. Louis (East-West Gateway Council of Governments - EWGCOG) and Springfield (Ozarks Transportation Organization - OTO) prepares a Transportation Improvement Program (TIP) and a long-range transportation plan (LRTP) for its MPO area. These TIPs are the accumulation of federally funded projects proposed by their local governments and MoDOT. These projects are consistent with the LRTP's goals and objectives. MoDOT uses public input received throughout the year to develop its submittal for the MPO's TIP. Each MPO has an approved public involvement plan for its respective area that allows for review and feedback from individual citizens, organizations, agencies and local area governments. Using public input as one of its decision factors, the MPO determines the projects in its area that will be programmed for construction. SEMPO in Cape Girardeau is Missouri's newest MPO, taking effect in March 2013.

These TIPs are incorporated by reference into the five-year STIP without modification.

Public Review Period

Comments from the public and the planning partners are considered throughout the year in an effort to maximize Missouri's resources. Based on public and engineering input, a draft of the STIP is published, followed by a 30-day public review period. During this public review period, the program is distributed to MoDOT districts for public access, and the Federal Highway Administration (FHWA) and Federal Transit Administration (FTA) for review. The STIP is also available on MoDOT's Web site at www.modot.org/plansandprojects/index.htm. Citizens have the opportunity to provide comments by mail, e-mail or telephone (by calling 1-888-ASK-MODOT) to district representatives during this time period. MoDOT responds to the comments received through an acknowledgement or by providing additional information, depending on the nature of the comment. Most answers or acknowledgements are sent within five business days of receiving the comment. Some comments require more time for research before an answer can be provided. Changes are made as appropriate in response to comments before a final STIP is developed and presented to the Missouri Highways and Transportation Commission (MHTC) for approval. Input from this part of the process will be used to measure the effectiveness of the program and to begin making improvements on next year's program. The STIP becomes effective when approved by the MHTC as well as the FHWA and FTA.

Program Amendments

Projects can be amended to the STIP and to a TIP. The public involvement process for STIP amendments occurs prior to incorporating the project in the program. Public involvement for projects inside a MPO area will be coordinated by the MPO according to its approved TIP amendment process.

A seven-day public comment period is provided for all proposed amendments and administrative amendments to the STIP. Administrative modifications do not require a seven-day public comment period. All projects, regardless of proposal time, follow the public involvement processes and policies defined in MoDOT's planning framework.

**Reprioritized Projects in the 2013-2017
Highway and Bridge Construction Schedule
RSMo 21.795.2(2)**

Introduction

The information in this section is in accordance with the highlighted portion in the following section of the reporting statute. *"(2) A detailed explanation of the methods or criteria employed to select construction projects, including a listing of any new or reprioritized projects not mentioned in a previous report, and an explanation as to how the new or reprioritized projects meet the selection methods or criteria;"* Section 21.795.2(2), RSMo (A.L. 2012 H.B. 1402)

This section identifies projects in the 2013-2017 Highway and Bridge Construction Schedule reprioritized in the 2014-2018 schedule and in state fiscal year 2013.

Projects delayed, accelerated or removed are considered reprioritized. Reprioritization occurs when root projects are split into more specific projects; existing project contracts are extended; adjusting for unforeseen circumstances; and working with planning organizations and other outside agencies. Reprioritization is a normal aspect of the planning process and reflects an effort to efficiently and responsively manage the schedule.

An explanation for the date change is included with each project.

The total number of projects reprioritized (delayed, accelerated and/or removed) is 155, which represents 17 percent of the projects in the 2013-2017 Highway and Bridge Schedule. This amount and percentage is higher than last year's amount of 148 and percentage of 15.

Reprioritized Projects in the 2013-2017 Highway and Bridge Construction Schedule

RSMo 21.795.2(2)

KEY

County	Route	Job No.	2013-2017 STIP SFY	Current SFY or Award Date	Description of Location/Improvement

<p>County location of project</p> <p>Job number used to track project costs</p> <p>State fiscal year in which project is now to be awarded</p>	<p>Route location of project</p> <p>2013-2017 STIP SFY</p> <p>Current SFY or Award Date</p> <p>Reason(s):</p>	<p>Description of project description, improvement and location of project</p> <p>Reason projects were reprioritized from the 2013-2017 Highway and Construction Program</p>
--	---	--

Reprioritized Projects in the 2013-2017 Highway and Bridge Construction Schedule

RSMo 21.795.3(2)

(Dollars in Thousands)

County	Route	Job No.	2013-2017STIP SFY	Current SFY or Award Date	Description of Improvement / Location
Andrew	29	2I2165C	2013	Removed	Job Order Contracting for pavement repair from Rte. K in Andrew County to Rte. 92 in Platte County. Includes I-229 in Andrew and Buchanan counties. Reason: * The project was deleted because an existing project was extended for a second year.
Atchison	136	1P2224	2014	2016	Resurface roadway and improve shoulders from Tarkio to Rte. M. Reason: * The project was delayed to accelerate a higher regional priority.
Atchison	29	2I2165B	2013	Removed	Job Order Contracting for pavement repair from the Iowa State line to Rte. K in Andrew County. Reason: * The project was deleted because an existing project was extended for a second year.
Buchanan	169	1P2215	2014	2013 Was Awarded: 2013	Resurfacing and shoulder improvements from Rte. FF, in St. Joseph, to Clay County near Trimble. Reason: * The project was accelerated to address safety concerns.

Reprioritized Projects in the 2013-2017 Highway and Bridge Construction Schedule

RSMo 21.795.3(2)

(Dollars in Thousands)

County	Route	Job No.	2013-2017STIP SFY	Current SFY or Award Date	Description of Improvement / Location
Buchanan	59	1P3002	2013	2014	<p>Payment to KDOT to repair bridge deck on bridge over Missouri River at Atchison, Kansas.</p> <p>Reason: * The project was delayed due to coordination with outside agencies.</p>
Grundy	6	2P0782	2014	2015	<p>Resurfacing and shoulder improvements from Trenton to Rte. 5 south of Milan.</p> <p>Reason: * The project was delayed due to reprioritization of projects.</p>
Harrison	35	2I2165D	2013	Removed	<p>Job Order Contracting for pavement repair from the Iowa State line to Rte. 6 in Daviess County near Winston.</p> <p>Reason: * The project was deleted because an existing project was extended for a second year.</p>
Mercer	P	2S2179	2017	2018	<p>Replace bridge over Brushy Creek 5.7 miles south of Rte. B near Mercer.</p> <p>Reason: * The project was delayed due to reprioritization of projects.</p>

Reprioritized Projects in the 2013-2017 Highway and Bridge Construction Schedule

RSMo 21.795.3(2)

(Dollars in Thousands)

County	Route	Job No.	2013-2017STIP SFY	Current SFY or Award Date	Description of Improvement / Location
Nodaway	71	1P2226	2015	2014	Resurface roadway from Bus. 71 north intersection to south of Rte. V in Maryville. Reason: * The project was accelerated due to conditions deteriorating faster than expected.
Putnam	CC	252180	2017	2018	Bridge improvements over Shoal Creek 2.2 miles north of Rte. 129 near Unionville. Reason: * The project was delayed due to reprioritization of projects.
Various	Various	1L1400	2014	Removed	Thin lift overlays on various minor routes in the Northwest District. Reason: * The project was removed due to being a root project, from which other projects were split. (1L400B-H)
Various	Various	1P3022	2013	2015	Job Order Contracting for guard cable and guardrail repair on major routes in the Northwest District. Reason: * The project was delayed because an existing project was extended for a second year.

Reprioritized Projects in the 2013-2017 Highway and Bridge Construction Schedule

RSMo 21.795.3(2)

(Dollars in Thousands)

County	Route	Job No.	2013-2017STIP SFY	Current SFY or Award Date	Description of Improvement / Location
Various	Various	1P3023	2015	2016	Pavement improvements on various major routes in the Northwest District. Reason: * The project was delayed due to reprioritization of projects.
Marion	24	2P3000	2013	2014	Payment in SFY 2014 for deck sealing on Quincy Bayview Bridge. Reason: * The project was delayed due to coordination with outside agencies.
Marion	24	2P3002	2014	2015	Payment to IDOT in SFY 2015 for bridge improvements on Quincy Bayview Bridge. Reason: * The project was delayed due to coordination with outside agencies.
Marion	79	3P2193	2014	2013 Was Awarded: 2013	Pavement and shoulder improvements from 0.1 mile north of Rte. T in Marion County to Rtes. E and N in Ralls County. Reason: * The project was accelerated to address safety concerns.
Montgomery	70	3I2189	2015	2016	Pavement improvements on eastbound lanes from 1.1 mile west of Rte. 161 to 2 miles east of Rte. F near New Florence. Reason: * The project was delayed due to reprioritization of projects.

Reprioritized Projects in the 2013-2017 Highway and Bridge Construction Schedule

RSMo 21.795.3(2)

(Dollars in Thousands)

County	Route	Job No.	2013-2017STIP SFY	Current SFY or Award Date	Description of Improvement / Location
Montgomery	70	3I2195	2014	2018	Replace bridge over Loutre River 2.2 miles west of Rte. 161 near Danville. Reason: * The project was delayed due to reprioritization of projects.
Various	Various	2L1400	2014	Removed	Pavement improvements on various minor routes in the Northeast District. Reason: * The project was removed due to being a root project, from which other projects were split. (2L1400B-I)
Various	Various	2P2220	2015	Removed	Bridge improvements at various locations in the Northeast District. Reason: * The project was removed due to being a root project, from which other projects were split. (2P2220B-D)
Various	Various	2P2221	2016	Removed	Bridge improvements at various locations in the Northeast District. Reason: * The project was removed due to being a root project, from which other projects were split. (2P2221B-C)

Reprioritized Projects in the 2013-2017 Highway and Bridge Construction Schedule

RSMo 21.795.3(2)

(Dollars in Thousands)

County	Route	Job No.	2013-2017STIP SFY	Current SFY or Award Date	Description of Improvement / Location
Various	Various	2P2226	2014	Removed	Intersection improvements at various locations on major routes in the Northeast District. Reason: * The project was removed due to being a root project, from which other projects were split. (2P2201, 2P2226B, 2P2226C)
Various	Various	2S3007	2015	Removed	Bridge improvements at various locations in the Northeast District. Reason: * The project was removed due to being a root project, from which other projects were split. (3S0437, 3S0438, 3S0506, 3S0507, 3S0517, 3S2216)
Various	Various	3L1400	2014	Removed	Thin lift overlay on various minor routes in the Northeast District. Reason: * The project was removed due to being a root project, from which other projects were split. (3L1400B-K)
Various	Various	3P2228E	2013	Removed	Job Order Contracting for pavement repair on various routes in Macon, Shelby, Marion, Randolph, Monroe, Audrain and Ralls Counties. Reason: * The project was removed due to the work being incorporated into another project. (3P2228D)

Reprioritized Projects in the 2013-2017 Highway and Bridge Construction Schedule

RSMo 21.795.3(2)

(Dollars in Thousands)

County	Route	Job No.	2013-2017STIP SFY	Current SFY or Award Date	Description of Improvement / Location
Various	Various	3P2228F	2013	Removed	Job Order Contracting for pavement repair on various routes in Pike, Lincoln, Montgomery and Warren Counties. Reason: * The project was removed due to the work being incorporated into another project. (3P2228D)
Various	Various	3P2233	2014	Removed	Bridge improvements at various locations in the Northeast District. Reason: * The project was removed due to being a root project, from which other projects were split. (3P2233B-N)
Warren	47	3P2194	2014	2013 Was Awarded: 2013	Pavement and shoulder improvements from 0.1 mile south of Rtes. M and MM in Warrenton to Missouri River Bridge in Washington (two disconnected sections). Reason: * The project was accelerated to address safety concerns.
Cass	49	452365	2015	2014	Pavement improvements from 163rd Street to Rte. 291 in Harrisonville. Reason: * The project was accelerated due to conditions deteriorating faster than expected.

Reprioritized Projects in the 2013-2017 Highway and Bridge Construction Schedule

RSMo 21.795.3(2)

(Dollars in Thousands)

County	Route	Job No.	2013-2017STIP SFY	Current SFY or Award Date	Description of Improvement / Location
Clay	35	4I2384B	2014	Removed	Bridge improvements at Pleasant Valley Road. Project involves bridge A0496. Reason: * The project was removed due to the work being incorporated into another project. (4I3005)
Clay	Various	4S2392	2016	Removed	Pavement treatment on various routes in Clay County. Reason: * The project was removed due to the work being incorporated into another project. (4S2392B)
Jackson	670	4P2316	2013	2014	Payback to Kansas City in SFY 2014 for the replacement of Wyandotte and Central bridges. Reason: * The project was delayed due to coordination with outside agencies.
Jackson	71	4P2332C	2016	2018	Pavement improvements from I-670 to Swope Parkway within Kansas City. Reason: * The project was delayed due to better than expected pavement condition.

Reprioritized Projects in the 2013-2017 Highway and Bridge Construction Schedule

RSMo 21.795.3(2)

(Dollars in Thousands)

County	Route	Job No.	2013-2017STIP SFY	Current SFY or Award Date	Description of Improvement / Location
Platte	92	4P2152	2014	2013 Was Awarded: 2013	Bridge improvements over Rte. 45 in Beverly. Reason: * The project was accelerated due to conditions deteriorating faster than expected.
Platte	92	4P2313	2012	2013	Payment to KDOT for bridge rehabilitation work done at the Missouri River crossing near Leavenworth, KS. Payment represents 50% of the cost of work done by KDOT. Involves bridge K0941. Reason: * The project was delayed from SFY 2012 to SFY 2013 due to coordination with outside agencies
Various	Various	2I2165F	2013	Removed	Job Order Contracting for asphalt repair at various interstate locations in the Kansas City urban District. Reason: * The project was deleted because an existing project was extended for a second year.

Reprioritized Projects in the 2013-2017 Highway and Bridge Construction Schedule

RSMo 21.795.3(2)

(Dollars in Thousands)

County	Route	Job No.	2013-2017STIP SFY	Current SFY or Award Date	Description of Improvement / Location
Various	Various	212165G	2013	Removed	<p>Job Order Contracting for preventive concrete pavement repair at various interstate locations in the Kansas City urban District.</p> <p>Reason: * The project was deleted because an existing project was extended for a second year.</p>
Various	Various	4I3027	2015	Removed	<p>Operational and safety improvements at various interchanges in the urban Kansas City District.</p> <p>Reason: * The project was removed due to the work being incorporated into another project. (4I3005)</p>
Various	Various	4P2238	2013	Removed	<p>Job Order Contracting for guard cable and guardrail repair in the rural Kansas City District.</p> <p>Reason: * The project was deleted because an existing project was extended for a second year.</p>
Various	Various	4P2240	2013	Removed	<p>Job Order Contracting for guard cable and guardrail repair at various locations in the urban Kansas City District.</p> <p>Reason: * The project was deleted because an existing project was extended for a second year.</p>

Reprioritized Projects in the 2013-2017 Highway and Bridge Construction Schedule

RSMo 21.795.3(2)

(Dollars in Thousands)

County	Route	Job No.	2013-2017STIP SFY	Current SFY or Award Date	Description of Improvement / Location
Various	Various	4P2314	2013	Removed	Job order contract for repairs on various bridges in the urban Kansas City District. Reason: * The project was deleted because an existing project was extended for a second year.
Various	Various	4P2362	2013	Removed	Job Order Contracting for pavement repair on major routes at various locations in the urban Kansas City District. Reason: * The project was deleted because an existing project was extended for a second year.
Boone	70	5I2176	2014	2016	Pavement improvements on eastbound lanes from the Lake of the Woods interchange to the bridge over Cedar Creek. Reason: * The project was delayed due to reprioritization of projects.
Laclede	44	8L1300N	2013	2014	Pavement improvements from Rte. Y north 0.4 mile in Conway. Reason: * The project was delayed in order to let in combination with (5S3006C, 5S3006D, 7P3022, 8L1300H, 8S2465).

Reprioritized Projects in the 2013-2017 Highway and Bridge Construction Schedule

RSMo 21.795.3(2)

(Dollars in Thousands)

County	Route	Job No.	2013-2017STIP SFY	Current SFY or Award Date	Description of Improvement / Location
Phelps	8	9P2205D	2014	2016	Pavement improvements near St. James from 0.2 mile west of Asher Creek to 1 mile east of Meramec River in Crawford County. Reason: * The project was delayed due to redesigns.
Pulaski	44	9I2246	2014	Removed	Intersection improvements at Rte. 28 near St. Robert. Reason: * The project was removed due to work being accomplished by another project (9P0546) and by maintenance forces.
Various	Various	5L1400	2014	Removed	Pavement improvements on various minor routes in the Central District. Reason: * The project was removed due to being a root project, from which other projects were split. (5L1400B-D)
Various	Various	5L1702	2013	Removed	Pavement improvements at various locations in the Central District. Reason: * The project was removed due to being a root project, from which other projects were split. (5L1702B, C, D, E)

Reprioritized Projects in the 2013-2017 Highway and Bridge Construction Schedule

RSMo 21.795.3(2)

(Dollars in Thousands)

County	Route	Job No.	2013-2017STIP SFY	Current SFY or Award Date	Description of Improvement / Location
Various	Various	5P2235	2014	Removed	Safety improvements at various locations in the Central District. Reason: * The project was removed due to being a root project, from which other projects were split. (5P2233, 5P2235B-C)
Various	Various	5P2236	2014	Removed	Preventive maintenance on various bridges in the Central District. Reason: * The project was removed due to being a root project, from which other projects were split. (5P2236B)
Various	Various	5P3010	2015	Removed	Pavement improvements on various major routes in the Central District. Reason: * The project was removed due to being a root project, from which other projects were split. (5P3010B-E)
Various	Various	5S3006	2014	Removed	Pavement improvements on various minor routes in the Central District. Reason: * The project was removed due to being a root project, from which other projects were split. (5S3006B-D)

Reprioritized Projects in the 2013-2017 Highway and Bridge Construction Schedule

RSMo 21.795.3(2)

(Dollars in Thousands)

County	Route	Job No.	2013-2017STIP SFY	Current SFY or Award Date	Description of Improvement / Location
Jefferson	30	651908	2014	2016	Bridge improvements on eastbound and westbound lanes over Saline Creek. Reason: * The project was delayed due to redesigns.
Jefferson	C	653003	2015	2014	Bridge improvements over Dry Creek. Reason: * The project was accelerated due to conditions deteriorating faster than expected.
Jefferson	H	653004	2015	2013 Was Awarded: 2013	Bridge improvements over Big River. Reason: * The project was accelerated to utilize unobligated earmarks.
Jefferson	Z	3S2009L	2015	2014	Pavement, shoulder and curve improvements from Rte. 61/67 to Rte. A. Reason: * The project was accelerated due to conditions deteriorating faster than expected.
St. Charles	370	6P2126	2013	2014	Pavement improvements from I-70 to Elm Point Industrial Drive. Reason: * The project was delayed due to better than expected pavement condition.

Reprioritized Projects in the 2013-2017 Highway and Bridge Construction Schedule

RSMo 21.795.3(2)

(Dollars in Thousands)

County	Route	Job No.	2013-2017STIP SFY	Current SFY or Award Date	Description of Improvement / Location
St. Charles	67	6P2031	2015	2014	Bridge painting on the Lewis Bridge over the Missouri River. Reason: * The project was accelerated due to conditions deteriorating faster than expected.
St. Charles	67	6P2385	2013	2014	Payment to IDOT for bridge deck improvements on the Clark Bridge. Reason: * The project was delayed due to coordination with outside agencies.
St. Charles	70	6I2276	2014	2015	Pavement improvements from Rte. K to Rte. C. Reason: * The project was delayed due to redesigns.
St. Charles	70	6I2326	2015	2014	Bridge improvements at Fairgrounds Road. Reason: * The project was accelerated due to conditions deteriorating faster than expected.
St. Charles	D	6S2192C	2014	2013 Was Awarded: 2013	Pavement, shoulder and curve improvements from Rte. Z to Rte. 94. Reason: * The project was accelerated to address safety concerns.

Reprioritized Projects in the 2013-2017 Highway and Bridge Construction Schedule

RSMo 21.795.3(2)

(Dollars in Thousands)

County	Route	Job No.	2013-2017STIP SFY	Current SFY or Award Date	Description of Improvement / Location
St. Charles	DD	6S2310B	2014	2013 Was Awarded: 2013	Pavement, shoulder and curve improvements from 2 miles north of Rte. D to Rte. 94. Reason: * The project was accelerated to address safety concerns.
St. Charles	N	6S2101	2014	2015	Payment to Cottleville for left turn lane and shoulders from Round Tower East Drive to Weiss Road. Reason: * The project was delayed due to coordination with outside agencies.
St. Charles	P	6S2088	2015	2014	Replace culverts east and west of Parr Road intersection. Reason: * The project was accelerated due to conditions deteriorating faster than expected.
St. Charles	Z	6S2322	2014	2013 Was Awarded: 2013	Pavement and shoulder improvements from I-70 to Rte. D. Reason: * The project was accelerated to address safety concerns.

Reprioritized Projects in the 2013-2017 Highway and Bridge Construction Schedule

RSMo 21.795.3(2)

(Dollars in Thousands)

County	Route	Job No.	2013-2017STIP SFY	Current SFY or Award Date	Description of Improvement / Location
St. Louis	100	6S1718	2013	2014	Right of way for ADA and drainage improvements from Rte. 61 (Lindbergh Boulevard) to Big Bend Boulevard. Reason: * The project was delayed to SFY 2014 due to right of way issues.
St. Louis	141	6P2360B	2014	2016	Pavement improvements from north of Vance Road to south of I-44. Potential Design/Build project. Reason: * The project was delayed to achieve a more advantageous bidding situation.
St. Louis	170	6I2382	2015	2014	Pavement improvements from I-270 to Rte. D. Reason: * The project was accelerated due to conditions deteriorating faster than expected.
St. Louis	170	6I3014	2015	2014	Pavement and bridge improvements from Rte. D to north of I-64. Reason: * The project was accelerated due to conditions deteriorating faster than expected.

Reprioritized Projects in the 2013-2017 Highway and Bridge Construction Schedule

RSMo 21.795.3(2)

(Dollars in Thousands)

County	Route	Job No.	2013-2017STIP SFY	Current SFY or Award Date	Description of Improvement / Location
St. Louis	231	652431	2014	2016	Pavement improvements from Franru Lane to north of I-255. Reason: * The project was delayed due to better than expected pavement condition.
St. Louis	270	612316	2015	2014	Bridge improvements at Big Bend Boulevard. Reason: * The project was accelerated to take advantage of a competitive bid environment.
St. Louis	30	651870	2015	2016	Pavement improvements from St. Louis City limits to the Jefferson County line. Reason: * The project was delayed due to better than expected pavement condition.
St. Louis	44	612423	2014	2016	Construct flyover ramp from southbound Rte. 141 to eastbound I-44. Potential Design/Build project. Reason: * The project was delayed to achieve a more advantageous bidding situation.
St. Louis	44	613019	2015	2016	Interchange improvements from northbound 141 to westbound I-44. Potential Design/Build project. Reason: * The project was delayed due to reprioritization of projects.

Reprioritized Projects in the 2013-2017 Highway and Bridge Construction Schedule

RSMo 21.795.3(2)

(Dollars in Thousands)

County	Route	Job No.	2013-2017STIP SFY	Current SFY or Award Date	Description of Improvement / Location
St. Louis	64	6I2381	2015	2014	Pavement improvements from Rte. 340 to Rte. J. Reason: * This project was accelerated to take advantage of a competitive bid environment.
St. Louis	Various	6I2415B	2015	2016	Create Bus Rapid Transit (BRT) and High Occupancy Vehicle (HOV) lanes on various routes in St. Louis County. Reason: * The project was delayed due to coordination with outside agencies.
St. Louis City	30	6P2365	2013	2016	Pavement improvements from St. Louis City limits to I-55. Reason: * The project was delayed due to better than expected pavement condition.
St. Louis City	799	6P2386	2015	2014	Payment to IDOT for bridge improvements on the Martin Luther King Bridge. Reason: * The project was accelerated due to coordination with outside agencies.

Reprioritized Projects in the 2013-2017 Highway and Bridge Construction Schedule

RSMo 21.795.3(2)

(Dollars in Thousands)

County	Route	Job No.	2013-2017STIP SFY	Current SFY or Award Date	Description of Improvement / Location
Various	Various	6I3003	2013	2014	<p>Job Order Contracting for guard cable repair on various routes and locations in the St. Louis District.</p> <p>Reason:</p> <ul style="list-style-type: none"> * The project was delayed because an existing project was extended for a second year.
Various	Various	6I3004	2013	2014	<p>Job Order Contracting for fence repair on various routes and locations in the St. Louis District.</p> <p>Reason:</p> <ul style="list-style-type: none"> * The project was delayed because an existing project was extended for a second year.
Various	Various	6P2430	2016	Removed	<p>Bridge improvements at various locations.</p> <p>Reason:</p> <ul style="list-style-type: none"> * The project was removed due to being a root project, from which other projects were split. (6I2104, 6I3025, 6I3031, 6I3032, 6I3064, 6I3065, 6P3027)
Various	Various	6P3013	2016	2015	<p>Job Order Contracting for bridge maintenance on various routes in the St. Louis District.</p> <p>Reason:</p> <ul style="list-style-type: none"> * The project was accelerated in case SFY 2014 project 6P2354 is not extended for an additional year.

Reprioritized Projects in the 2013-2017 Highway and Bridge Construction Schedule

RSMo 21.795.3(2)

(Dollars in Thousands)

County	Route	Job No.	2013-2017STIP SFY	Current SFY or Award Date	Description of Improvement / Location
Barry	76	852463	2014	2016	Pavement improvements on various sections from Rte. 248 to Rte. 112. Reason: * The project was delayed due to reprioritization of projects.
Benton	65	5P0915	2014	2013 Was Awarded: 2013	Pavement improvements on various sections of existing lanes from 3 miles north of Lincoln, south to the Osage River Bridge in Warsaw. Reason: * The project was accelerated due to conditions deteriorating faster than expected.
Christian	160	8P2270	2013	Removed	Pavement improvements on various sections from 0.8 mile south of Rte. 176 to Rtes. 160, 13 and 248 Jct. north of Reeds Spring. Reason: * The project was removed due to the work being incorporated into another project. (753007)
Christian	65	852266	2015	2014	Pavement improvements on various sections of South Street in Ozark from Rte. 65 to Rte. 14 and on Rte. F from the end of route to Rte. 65. Reason: * The project was accelerated due to conditions deteriorating faster than expected.

Reprioritized Projects in the 2013-2017 Highway and Bridge Construction Schedule

RSMo 21.795.3(2)

(Dollars in Thousands)

County	Route	Job No.	2013-2017STIP SFY	Current SFY or Award Date	Description of Improvement / Location
Christian	NN	852267	2016	2015	Pavement improvements on various sections from Rte. J to Rte. 14 in Ozark. Reason: * The project was accelerated due to conditions deteriorating faster than expected.
Christian	T	852237	2016	2017	Pavement improvements on various sections from Rte. 125 to Rte. UU. Reason: * The project was delayed due to reprioritization of projects.
Dallas	65	7P2212	2015	2014	Pavement improvements on various sections of the northbound lanes from Rte. AA to Rte. EE. Reason: * The project was accelerated due to conditions deteriorating faster than expected.
Greene	413	853003	2015	2014	Pavement improvements on various sections of Sunshine Street from Rte. 360 (James River Freeway) to Rte. 13 (Kansas Expressway) in Springfield. Reason: * The project was accelerated to be let in combination with 8P3004 for cost savings.

Reprioritized Projects in the 2013-2017 Highway and Bridge Construction Schedule

RSMo 21.795.3(2)

(Dollars in Thousands)

County	Route	Job No.	2013-2017STIP SFY	Current SFY or Award Date	Description of Improvement / Location
Greene	44	2121650	2013	Removed	Job Order Contracting for pavement repair in Greene County. Reason: * The project was deleted because an existing project was extended for a second year.
Greene	44	8P2264B	2015	Removed	Pavement improvements on various sections of Chestnut Expressway from I-44 to Lullwood Street in Springfield. Reason: * The project was removed due to the work being incorporated into another project. (8P2371)
Greene	60	8P3004	2015	2014	Pavement improvements on various sections from Rte. 174 to Rtes. 360/60 (James River Freeway) interchange in Republic. Reason: * The project was accelerated to be let in combination with 8S3003 for cost savings.
Greene	65	7P2212C	2015	2018	Pavement improvements on various sections of the southbound lanes from the Pomme de Terre River to Rte. KK. Reason: * The project was delayed due to better than expected pavement condition.

Reprioritized Projects in the 2013-2017 Highway and Bridge Construction Schedule

RSMo 21.795.3(2)

(Dollars in Thousands)

County	Route	Job No.	2013-2017STIP SFY	Current SFY or Award Date	Description of Improvement / Location
Greene	65	802397	2017	2018	Bridge improvement on Evans Road over Rte. 65 in Springfield. Reason: * The project was delayed due to reprioritization of projects.
Greene	65	8P0850B	2013	2015	Relocate Eastgate Avenue (east outer road) intersection east of Rte. 65. Reason: * The project was delayed due to coordination with outside agencies.
Greene	65	8P2158	2015	2016	Bridge improvements on northbound bridge over Lake Springfield, 0.6 mile south of Rte. 60. Reason: * The project was delayed due to reprioritization of projects.
Greene	65	8P2293	2016	2018	Replace southbound bridge over I-44 in Springfield. Reason: * The project was delayed due to reprioritization of projects.
Greene	65	8P2424	2013	Removed	Turn-lane improvements on the southbound lanes of Glenstone Avenue at Peele Street in Springfield. Reason: * The project was removed due to the work being incorporated into another project. (8P3013)

Reprioritized Projects in the 2013-2017 Highway and Bridge Construction Schedule

RSMo 21.795.3(2)

(Dollars in Thousands)

County	Route	Job No.	2013-2017STIP SFY	Current SFY or Award Date	Description of Improvement / Location
Greene	B	852396	2015	2014	Bridge improvements over I-44 west of Springfield. Reason: * Project was accelerated to eliminate a work zone conflict with a nearby project.
Henry	13	7P3010	2014	2016	Asphalt pavement improvements on various sections from north of Deer Run Avenue in Clinton to County Road NE 301 in St. Clair County. Reason: * The project was delayed due to reprioritization of projects.
Hickory	64B	8L1300B	2015	Removed	Pavement improvements on various sections from Rte. 64 to end of route. Reason: * The project was removed due to the work being incorporated into another project. (8P2269)
Hickory	J	8L1300U	2015	Removed	Pavement improvements on various sections from Rte. 64 to end of route near Pittsburg. Reason: * The project was removed due to the work being incorporated into another project. (8P2269)

Reprioritized Projects in the 2013-2017 Highway and Bridge Construction Schedule

RSMo 21.795.3(2)

(Dollars in Thousands)

County	Route	Job No.	2013-2017STIP SFY	Current SFY or Award Date	Description of Improvement / Location
Hickory	RA	8L1300C	2015	Removed	Pavement improvements on various sections from Rte. 64 to end of route near Pittsburg. Reason: * The project was removed due to the work being incorporated into another project. (8P2269)
Lawrence	39	8S2272	2015	2016	Pavement improvements on various sections of Rte. M from Rte. 96 to Rte. 174; of Rte. 39 from I-44 to Bus. Rte. 60 in Aurora; and add alternate work on Rte. TT from Rte. 39 to Rte. D. Reason: * The project was delayed to accelerate a higher regional priority.
Lawrence	97	7S2210	2014	2016	Pavement improvements on various sections from I-44 to Rte. 86. Reason: * The project was delayed due to reprioritization of projects.
Newton	44	2I2165N	2013	Removed	Job Order Contracting for pavement repair from the Oklahoma State line to Greene County. Reason: * The project was deleted because an existing project was extended for a second year.

Reprioritized Projects in the 2013-2017 Highway and Bridge Construction Schedule

RSMo 21.795.3(2)

(Dollars in Thousands)

County	Route	Job No.	2013-2017STIP SFY	Current SFY or Award Date	Description of Improvement / Location
Newton	60	7P2177Z	2013	Removed	<p>Payback from Cost Share program to Neosho TDD for projects 7P2177, 7P2178 and 7P2179, roadway and intersection improvements, frontage roads from Kodiak Rd to 0.3 mile east of Bus 71.</p> <p>Reason: * The project was removed due to cost share funds being available sooner than originally anticipated.</p>
Newton	60	7P2178	2013	2015	<p>Roadway improvements and frontage roads 0.3 mile east of Kodiak Road in Neosho.</p> <p>Reason: * The project was delayed due to coordination with outside agencies.</p>
Newton	60	7P2179	2013	2015	<p>Roadway improvements 0.3 mile east of Bus 71 in Neosho.</p> <p>Reason: * The project was delayed due to coordination with outside agencies.</p>
St. Clair	13	7P0428I	2013	2014	<p>Roadway improvements at Rte. 82 in Osceola.</p> <p>Reason: * The project was delayed to allow for completion of project design.</p>
Stone	13	8P2249	2016	2018	<p>Bridge improvements over Table Rock Lake.</p> <p>Reason: * The project was delayed due to reprioritization of projects.</p>

Reprioritized Projects in the 2013-2017 Highway and Bridge Construction Schedule

RSMo 21.795.3(2)

(Dollars in Thousands)

County	Route	Job No.	2013-2017STIP SFY	Current SFY or Award Date	Description of Improvement / Location
Stone	13	8P2391	2016	2018	Signal improvements at Kissee Avenue in Kimberling City. Reason: * The project was delayed due to reprioritization of projects.
Taney	76	8O2373	2014	2015	Pedestrian improvements and ADA accommodations along various segments of 76 Country Boulevard/Main St. from Rte. 376 to 2nd St. in Branson. Reason: * The project was delayed due to coordination with outside agencies.
Taney	76	8P2402	2014	2018	Intersection improvements at Lakeshore Drive near Hollister. Reason: * The project was delayed due to reprioritization of projects.
Various	Various	7P3008	2013	2017	Job Order Contracting for guard cable and guardrail repair throughout the rural Southwest District. Reason: * The project was delayed because an existing project was extended for a second year.

Reprioritized Projects in the 2013-2017 Highway and Bridge Construction Schedule

RSMo 21.795.3(2)

(Dollars in Thousands)

County	Route	Job No.	2013-2017STIP SFY	Current SFY or Award Date	Description of Improvement / Location
Various	Various	7S2211	2014	2017	Pavement improvements on various minor routes in the rural Southwest District. Reason: * The project was delayed due to reprioritization of projects.
Various	Various	7S2232	2017	2018	Pavement improvements on various minor routes in the rural Southwest District. Reason: * The project was delayed due to reprioritization of projects.
Various	Various	8P2175	2013	Removed	Replacement of nonstandard guardrail, installation of guardrail, guard cable and/or access restraint cable in the urban Southwest District. Reason: * The project was removed because there was only one non-standard location and emergency services requested no access restraint cable be placed at the location.
Various	Various	8P2264	2015	Removed	Pavement improvements at various locations on major routes in the Ozarks Transportation Organization area. Reason: * The project was removed due to being a root project, from which other projects were split. (8P2264B-D)

Reprioritized Projects in the 2013-2017 Highway and Bridge Construction Schedule

RSMo 21.795.3(2)

(Dollars in Thousands)

County	Route	Job No.	2013-2017STIP SFY	Current SFY or Award Date	Description of Improvement / Location
Various	Various	8P2387	2015	Removed	<p>Safety improvements on various routes in the rural Southwest District.</p> <p>Reason:</p> <ul style="list-style-type: none"> * The project was removed due to the work being incorporated into another project. (8P2386)
Various	Various	8P2388	2016	Removed	<p>Safety improvements on various routes in the rural Southwest District.</p> <p>Reason:</p> <ul style="list-style-type: none"> * The project was removed due to the work being incorporated into another project. (8P2386)
Various	Various	8P3009	2013	2017	<p>Job Order Contracting for guard cable and guardrail repair throughout the urban Southwest District.</p> <p>Reason:</p> <ul style="list-style-type: none"> * The project was delayed because an existing project was extended for a second year.
Various	Various	8S2271	2014	2017	<p>Pavement improvements on various minor routes in the rural Southwest District.</p> <p>Reason:</p> <ul style="list-style-type: none"> * The project was delayed due to reprioritization of projects.

Reprioritized Projects in the 2013-2017 Highway and Bridge Construction Schedule

RSMo 21.795.3(2)

(Dollars in Thousands)

County	Route	Job No.	2013-2017STIP SFY	Current SFY or Award Date	Description of Improvement / Location
Vernon	B	7P2225	2015	2014	Bridge improvements at various locations in Barton, Dade and Vernon Counties. Reason: * The project was accelerated due to conditions deteriorating faster than expected.
Bollinger	34	0P2295	2014	2015	Pavement improvements from east of Rte. DD to Rte. 67. Reason: * The project was delayed due to reprioritization of projects.
Butler	60	0P2274	2013	2014	Intersection improvements at Oak Grove Road and Bus. 67 in Poplar Bluff. Reason: * The project was delayed due to reprioritization of projects.
Butler	PP	0S2294	2014	2015	Bridge improvements over Pike Creek in Poplar Bluff. Reason: * The project was delayed due to reprioritization of projects.
Cape Girardeau	177	0S2303	2014	2015	Pavement improvements from Rte. 61 to Rte. J. Reason: * The project was delayed due to reprioritization of projects.

Reprioritized Projects in the 2013-2017 Highway and Bridge Construction Schedule

RSMo 21.795.3(2)

(Dollars in Thousands)

County	Route	Job No.	2013-2017STIP SFY	Current SFY or Award Date	Description of Improvement / Location
Cape Girardeau	61	052279	2014	2015	Geometric improvements and new signalized intersection from 0.6 mile south of Rte. D to 0.1 mile north of Rte. 34/61/25 intersection in Jackson. Reason: * The project was delayed due to coordination with outside agencies.
Cape Girardeau	OO	953006	2015	2014	Bridge improvement over Dillard Creek. Project involves bridge N0689. Reason: * The project was accelerated due to conditions deteriorating faster than expected.
Cape Girardeau	W	052302	2014	2015	Pavement improvements from Rte. 177 to LaSalle Avenue near Cape Girardeau. Reason: * The project was delayed due to reprioritization of projects.
Douglas	5	8P2454	2014	2015	Pavement improvements from south of Rte. A in Douglas County to Rte. 160 in Gainesville. Reason: * The project was delayed due to reprioritization of projects.

Reprioritized Projects in the 2013-2017 Highway and Bridge Construction Schedule

RSMo 21.795.3(2)

(Dollars in Thousands)

County	Route	Job No.	2013-2017STIP SFY	Current SFY or Award Date	Description of Improvement / Location
Mississippi	57	0I2207	2012	2013	Payment to IDOT for deck sealing of the Mississippi River bridge in Cairo in SFY 2012. Project involves bridge A2000. Reason: * The project was delayed from SFY 2012 to SFY 2013 due to coordination with outside agencies.
Reynolds	34	0P2306	2014	2015	Pavement improvements from the Reynolds County line to the city of Piedmont. Reason: * The project was delayed due to reprioritization of projects.
St. Francois	32	0P2280	2013	2014	Curb and sidewalk improvements from 0.4 mile west of Rte. N to 0.3 mile east of Rte. N. Reason: * The project was delayed to purchase right of way and modify existing project.
St. Francois	67	0P2298	2014	2016	Pavement improvements from St. Francois River Bridge to Jefferson County. Reason: * The project was delayed due to reprioritization of projects.
Stoddard	60	0P2305	2014	2013 Was Awarded: 2013	Pavement improvements on eastbound lane from Rte. 51 to Rte. F. Reason: * The project was accelerated due to conditions deteriorating faster than expected.

Reprioritized Projects in the 2013-2017 Highway and Bridge Construction Schedule

RSMo 21.795.3(2)

(Dollars in Thousands)

County	Route	Job No.	2013-2017STIP SFY	Current SFY or Award Date	Description of Improvement / Location
Texas	63	9P2203	2013	2015	Pavement improvements from the bridge over Brushy Creek to just north of bridge over Indian Creek in Houston. Reason: * The project was delayed due to coordination with outside agencies.
Various	IS 55	012233	2013	Removed	Striping on I-55, I-57, and Rte. 412 in the Southeast District. Reason: * The project was removed due to work being completed by MoDOT forces.
Various	Various	9P2244	2014	Removed	Pavement improvements and preventive maintenance on various major routes in various counties in the Southeast District. Reason: * The project was removed due to being a root project, from which other projects were split. (9P2244B)
Various	Various	9P2245	2014	Removed	Pavement improvements on various minor routes in various counties in the Southeast District. Reason: * The project was removed due to being a root project, from which other projects were split. (9P2245C-E)

Reprioritized Projects in the 2013-2017 Highway and Bridge Construction Schedule

RSMo 21.795.3(2)

(Dollars in Thousands)

County	Route	Job No.	2013-2017STIP SFY	Current SFY or Award Date	Description of Improvement / Location
Various	Various	9P2265	2013	Removed	Enhancement projects at various statewide locations. Reason: * The project was removed due to being a root project, from which other projects were split. (1S3032, 9P3022, 9S3023, 6P2349B, 8P2280B, 7P2155H)
Wright	60	9P3004	2015	2018	Pavement improvements from the Webster County line to Rte. 95 near Mountain Grove. Reason: * The project was delayed due to reprioritization of projects.
Various	Various	0P3000	2015	Removed	Safety improvements at various statewide locations. Reason: * The project was removed due to being a root project, from which other projects were split. (1P3051, 2P3040, 3P3026, 4P3050, 5P3031, 6P3045, 7P3020, 8P0683D, 9P3027)
Various	Various	0P3001	2013	Removed	Safety improvements at various statewide locations. Reason: * The project was removed due to being a root project, from which other projects were split. (1P2215, 4S2182, 4S3031, 6S3021, 6S2192C, 6S3018, 6S2310B, 6S2322, 8S3018, 9P3019)

Reprioritized Projects in the 2013-2017 Highway and Bridge Construction Schedule

RSMo 21.795.3(2)

(Dollars in Thousands)

County	Route	Job No.	2013-2017STIP SFY	Current SFY or Award Date	Description of Improvement / Location
Various	Various	0P3004	2013	2014	Improvements at various statewide locations. Cost Share/Economic Development funds. Reason: * The project was delayed due to coordination with outside agencies.
Various	Various	0P3009	2015	Removed	Safety improvements at various statewide locations. Reason: * The project was removed due to High Risk Rural Road funding program not being available in SFY 2015.
Various	Various	2I2166	2014	Removed	Job Order Contracting for pavement repair on various interstate routes statewide. Reason: * The project was removed due to being a root project, from which other projects were split. (2I2166B-V)
Various	Various	9P2261F	2013	Removed	Safety improvements at various statewide locations. Reason: * The project was removed due to being a root project, from which other projects were split. (1P3027, 2P3010, 4P2395B, 4S3031, 5L1701C, 6S2310B, 8S3018, 9P2261)

Reprioritized Projects in the 2013-2017 Highway and Bridge Construction Schedule

RSMo 21.795.3(2)

(Dollars in Thousands)

County	Route	Job No.	2013-2017STIP SFY	Current SFY or Award Date	Description of Improvement / Location
Various	Various	9P2262	2014	Removed	Safety improvements at various statewide locations. Reason: * The project was removed due to being a root project, from which other projects were split. (1P2215, 6S3028, 0P2295)
Various	Various	9P2263C	2013	Removed	Safety improvements at various statewide locations. Reason: * The project was removed due to being a root project, from which other projects were split. (1P3027, 3P2228G, 4P2395B, 4S3031, 5S3012, 6S2310B, 8L1300L, 8S3018, 0S2287)
Various	Various	9P2264	2014	Removed	Safety improvements at various statewide locations. Reason: * The project was removed due to being a root project, from which other projects were split. (9P2264B-H, K-S, 9P0582)
Various	Various	9P2266	2014	Removed	Enhancement projects at various statewide locations. Reason: * The project was removed due to being a root project, from which other projects were split. (2S3008, 3S3025, 4P2364B, 4S3052, 5P2205, 5P3057, 5P3069, 5S3033, 6P3042, 6S3043, 7S3019, 9P2265, 9S3026)

Project Count: 155

**Projects Added to the 2013-2017 STIP in FY 2013 or in the 2014-2018
Highway and Bridge Construction Schedule
RSMo 21.795.2(2)**

Introduction

The information in this section is in accordance with the highlighted portion in the following section of the reporting statute. *"(2) A detailed explanation of the methods or criteria employed to select construction projects, **including a listing of any new or reprioritized projects not mentioned in a previous report, and an explanation as to how the new or reprioritized projects meet the selection methods or criteria;**"* Section 21.795.2(2), RSMo (A.L. 2012 H.B. 1402)

This section lists projects identified and added to state fiscal year 2013 after the 2013-2017 Highway and Bridge Construction Schedule was approved. It also includes projects added in the 2014-2018 schedule approved by the Commission in July 2013.

MoDOT does not fully program the five-year construction schedule, although funding is assigned to specific categories such as safety or major projects. This allows the department to effectively use its resources and react to evolving needs that cannot be predicted at the start of the five-year period.

The total number of projects added is 591, which is higher than last year's amount of 430. An explanation for the project changes is included with each project.

Projects Added to the 2013-2017 STIP in FY 2013 or in the 2014-2018 Highway and Bridge Construction Schedule

RSMo 21.795.2(2)

Key

Project estimate from the most recent program. Estimate includes right of way cost, engineering, and construction.

County location of project

Job number used to track project costs

County	Route	Job Number	Current SFY Award Date	Description of Location/Improvement	Estimate	92 Plan
				Reason(s):		

Route location of project

State fiscal year in which project is to be awarded

Reason projects were added

Proposition A project or 92 Plan Project

Details of project description, improvement and location of project

**Projects Added to the 2013-2017 in FY 2013 or in the 2014-2018
Highway and Bridge Construction Schedule**

RSMo 21.795.3(2)

							<i>(Dollars in Thousands)</i>	
County	Route	Job Number	Current SFY Award Date	Description of Improvement / Location	Estimate	'92 Plan		
Andrew	29	212166C	2014	Job Order Contracting for pavement repair from Rte. K in Andrew County to Platte County. Includes I-229 in Andrew and Buchanan Counties. Reason: * The project was added due to splitting projects. Split from project 212166.	\$270	No		
Andrew	BB	1S3037J	2014	Pavement treatment from Rte. P to Rte. 169 near King City. Reason: * The project was added to improve the pavement.	\$351	No		
Andrew	H	1P2219D	2014	Improvements to sidewalks and pedestrian ramps in Fillmore. Right of way purchased under J1P2219. Reason: * The project was added due to splitting projects. Split from project 1P2219.	\$164	No		
Atchison	29	212166B	2014	Job Order Contracting for pavement repair from the Iowa State line to Rte. K in Andrew County. Reason: * The project was added due to splitting projects. Split from project 212166.	\$270	No		

**Projects Added to the 2013-2017 in FY 2013 or in the 2014-2018
Highway and Bridge Construction Schedule**

RSMo 21.795.3(2)

County	Route	Job Number	Current SFY Award Date	Description of Improvement / Location	Estimate	'92 Plan
Atchison	MM	1S3037C	2014	Pavement treatment from Rte. 46 to end of state maintenance. Reason: * The project was added to improve the pavement.	\$272	No
Atchison	V	1S3037B	2014	Pavement treatment on entire route in the county. Reason: * The project was added to improve the pavement.	\$329	No
Buchanan	229	113033	2014	Bridge repairs on I-229 viaduct through downtown St. Joseph. Project involves bridge A2225 in the northbound and southbound lanes. Reason: * The project was added to improve the bridge.	\$2,050	No
Buchanan	29	1S3047	2014	Construct sidewalks and pedestrian crossings along east side of Belt Highway (LP 29) from Wal-Mart Avenue to Karnes Road. District Transportation Enhancement funds. Reason: * The project was added to provide sidewalks and pedestrian crossings.	\$295	No

(Dollars in Thousands)

**Projects Added to the 2013-2017 in FY 2013 or in the 2014-2018
Highway and Bridge Construction Schedule**

RSMo 21.795.3(2)

							<i>(Dollars in Thousands)</i>	
County	Route	Job Number	Current SFY Award Date	Description of Improvement / Location	Estimate	'92 Plan		
Buchanan	29	1S3048	2014	Construct sidewalks and pedestrian crossings along west side of Belt Highway (LP 29) from south of Blackwell Road to Ashland Avenue. District Transportation Enhancement funds. Reason: * The project was added to provide sidewalks and pedestrian crossings.	\$316	No		
Buchanan	29	1S3049	2014	Construct sidewalks and pedestrian crossings along Belt Highway (LP 29) on west side from County Line Road to north of Blackwell Road, and on east side from Northridge Drive to Wal-Mart Avenue. District Transportation Enhancement funds. Reason: * The project was added to provide sidewalks and pedestrian crossings.	\$332	No		
Buchanan	36	1P3035	2014	Economic Development project to construct interchange 1 mile east of Rte. AC in St. Joseph. \$4,210,000 from Buchanan County Agri-Business Center Board, who is also responsible for design, inspection, and acquiring right of way. Reason: * The project was added to implement a cost share/cost participation project.	\$4,225	No		

**Projects Added to the 2013-2017 in FY 2013 or in the 2014-2018
Highway and Bridge Construction Schedule**

RSMo 21.795.3(2)

County	Route	Job Number	Current SFY Award Date	Description of Improvement / Location	Estimate	'92 Plan
Buchanan	36	1P3035Z	2016	Payback from the Economic Development program to Buchanan County Agri-Business Center Board in SFY 2016 for the acceleration of project 1P3035. Reason: * The project was added to allow payback for an accelerated Economic Development project.	\$4,880	No
Buchanan	6	1S3032	2014	Construct sidewalks and pedestrian crossings from Rte. 169 (Belt Hwy.) to Woodbine Road, in St. Joseph. Statewide Transportation Enhancements funds. Reason: * The project was added to provide sidewalks and pedestrian crossings.	\$645	No
Buchanan	A	1S3038	2014	Resurfacing and shoulder improvements from Rte. 169 to Rte. 371 near St. Joseph. Reason: * The project was added to improve roadway and safety.	\$1,348	No
Buchanan	JJ	1L1400B	2014	Thin lift overlay from Rte. V to Rte. HH near Dekalb. Reason: * The project was added due to splitting projects. Split from project 1L1400.	\$594	No

(Dollars in Thousands)

**Projects Added to the 2013-2017 in FY 2013 or in the 2014-2018
Highway and Bridge Construction Schedule**

RSMo 21.795.3(2)

							<i>(Dollars in Thousands)</i>
County	Route	Job Number	Current SFY Award Date	Description of Improvement / Location	Estimate	'92 Plan	
Buchanan	MM	1L1400C	2014	Thin lift overlay from Rte. H to Rte. 116 near Agency. Reason: * The project was added due to splitting projects. Split from project 1L1400.	\$600	No	
Buchanan	V	1L1400D	2014	Thin lift overlay from city limits of St. Joseph to Rte. JJ. Reason: * The project was added due to splitting projects. Split from project 1L1400.	\$132	No	
Carroll	W	1P2219C	2014	Improvements to sidewalks and pedestrian ramps in the town of Bogard. Right of way acquired under project J1P2219. Reason: * The project was added due to splitting projects. Split from project 1P2219.	\$99	No	
Carroll	W	1S3036B	2014	Pavement treatment from Rte. 65 to Rte. JJ at the Ray County line. Reason: * The project was added to improve the pavement.	\$1,287	No	

**Projects Added to the 2013-2017 in FY 2013 or in the 2014-2018
Highway and Bridge Construction Schedule**

RSMo 21.795.3(2)

County	Route	Job Number	Current SFY Award Date	Description of Improvement / Location	Estimate	'92 Plan
Chariton	24	1P3005	2016	Resurface roadway and improve shoulders from Rte. 5 in Keytesville to Randolph County line. Reason: * The project was added to improve roadway and safety.	\$3,748	No
Clinton	116	1P3025	2015	Resurface roadway and shoulder improvements from Rte. 33, at Lathrop, to Rte. D near Polo. Reason: * The project was added to improve roadway and safety.	\$1,871	No
Daviess	35	2I2166E	2014	Job Order Contracting for pavement repair from Rte. 6 in Daviess County near Winston to the Clay County line. Reason: * The project was added due to splitting projects. Split from project 2I2166.	\$270	No
Daviess	CC	1S3036C	2014	Pavement treatment from Rte. 6 to Rte. 13 in Hamilton. Reason: * The project was added to improve the pavement.	\$751	No

(Dollars in Thousands)

**Projects Added to the 2013-2017 in FY 2013 or in the 2014-2018
Highway and Bridge Construction Schedule**

RSMo 21.795.3(2)

						<i>(Dollars in Thousands)</i>	
County	Route	Job Number	Current SFY Award Date	Description of Improvement / Location	Estimate	'92 Plan	
Daviess	F	1S3036D	2014	Pavement treatment from Rte. 6 at Jamesport to Rte. W. Reason: * The project was added to improve the pavement.	\$606	No	
Dekalb	6	1P3027	2013	Resurfacing and shoulder improvements from Rte. 31, north intersection, to Rte. 69 near Altamont. Shoulder improvements provided through Statewide Safety funds: \$816,000 Repeat Offender, \$18,000 Open Container, and \$4,000 High Risk Rural Roads funds. Reason: * The project was added to improve roadway and safety.	\$3,400	No	
Gentry	B	1L1400F	2014	Thin lift overlay from Rte. 169 to end of route near Stanberry. Reason: * The project was added due to splitting projects. Split from project 1L1400.	\$633	No	
Gentry	B	1S3037L	2014	Pavement treatment from Rte. B to end of state maintenance near Stanberry. Reason: * The project was added to improve the pavement.	\$14	No	

**Projects Added to the 2013-2017 in FY 2013 or in the 2014-2018
Highway and Bridge Construction Schedule**

RSMo 21.795.3(2)

County	Route	Job Number	Current SFY Award Date	Description of Improvement / Location	Estimate	'92 Plan
Gentry	P	1530371	2014	Pavement treatment from Rte. 85 to end of state maintenance near Albany. Reason: * The project was added to improve the pavement.	\$365	No
Harrison	35	113050	2014	Repair damaged bridge at County Road 245 overpass 3.4 miles north of Rte. N near Eagleville. Project involves bridge A2288. Reason: * The project was added to provide emergency bridge repairs.	\$175	No
Harrison	35	212166D	2014	Job Order Contracting for pavement repair from the Iowa State line to Rte. 6 in Daviess County near Winston. Reason: * The project was added due to splitting projects. Split from project 212166.	\$270	No
Holt	111	153041	2015	Bridge improvements over Kimsey Creek near Forest City. Project involves bridge L0904. Reason: * The project was added due to splitting projects. Split from project 153014.	\$366	No

(Dollars in Thousands)

**Projects Added to the 2013-2017 in FY 2013 or in the 2014-2018
Highway and Bridge Construction Schedule**

RSMo 21.795.3(2)

							<i>(Dollars in Thousands)</i>	
County	Route	Job Number	Current SFY Award Date	Description of Improvement / Location	Estimate	'92 Plan		
Holt	59	1S3034	2015	Bridge improvements over I-29 south of Oregon. Project involves bridge A1394. Reason: * The project was added due to splitting projects. Split from project 1S3014.	\$766	No		
Holt	59	1S3040	2015	Bridge improvements over Squaw Creek near Mound City. Project involves bridge A2567. Reason: * The project was added due to splitting projects. Split from project 1S3014 .	\$579	No		
Holt	59	1S3046	2014	Relocate intersection of County Road 147, 1.1 miles east of I-29 near Craig. Safe and Sound funds. Reason: * The project was added to improve the intersection.	\$133	No		
Linn	B	1S3080	2014	Replace bridge over Locust Creek 0.1 mile east of Rte. Y, near Linneus. Project involves bridge X0480. Reason: * The project was added to perform urgent bridge replacement.	\$1,294	No		

**Projects Added to the 2013-2017 in FY 2013 or in the 2014-2018
Highway and Bridge Construction Schedule**

RSMo 21.795.3(2)

County	Route	Job Number	Current SFY Award Date	Description of Improvement / Location	Estimate	'92 Plan
Mercer	K	1L1400G	2014	Thin lift overlay from Iowa State line to Rte. 65 near Mercer. Reason: * The project was added due to splitting projects. Split from project 1L1400.	\$769	No
Mercer	N	1L1302	2013	Thin lift overlay from Rte. V to Rte. B in Mercer County, near Cainsville. Funding from unobligated earmark balances: \$153,608.40 from Demo ID # MO079 and \$66,558.66 from Demo ID # MO081. Reason: * The project was added to improve the pavement.	\$241	No
Nodaway	136	1P3039	2014	Resurface roadway from Rte. 71 to 102 River Bridge in Maryville. Reason: * The project was added to improve the pavement.	\$440	No
Nodaway	46	1L1303	2013	Preventative maintenance treatment from Rte. 136 to Rte. 169 in Grant City. \$445,000 from District Operations funds. Reason: * The project was added to provide preventative maintenance and to extend life of the pavement.	\$486	No

(Dollars in Thousands)

**Projects Added to the 2013-2017 in FY 2013 or in the 2014-2018
Highway and Bridge Construction Schedule**

RSMo 21.795.3(2)

							<i>(Dollars in Thousands)</i>	
County	Route	Job Number	Current SFY Award Date	Description of Improvement / Location	Estimate	'92 Plan		
Nodaway	AF	1S3037G	2014	Pavement treatment from Rte. P to Rte. B near Clyde. Reason: * The project was added to improve the pavement.	\$443	No		
Nodaway	FF	1S3037D	2014	Pavement treatment from Rte. B to Rte. 71 near Maryville. Reason: * The project was added to improve the pavement.	\$473	No		
Nodaway	MM	1S3037E	2014	Pavement treatment from Rte. 136 to end of state maintenance. Reason: * The project was added to improve the pavement.	\$176	No		
Nodaway	O	1L1400E	2014	Thin lift overlay from Rte. 46 to Rte. 169 near Ravenwood. Reason: * The project was added due to splitting projects. Split from project 1L1400.	\$788	No		
Nodaway	V	1S2218	2014	Resurface roadway and shoulder improvements from Munn Avenue to the Rte. 71 intersection in Maryville. Reason: * The project was added to improve roadway and safety.	\$552	No		

**Projects Added to the 2013-2017 in FY 2013 or in the 2014-2018
Highway and Bridge Construction Schedule**

RSMo 21.795.3(2)

(Dollars in Thousands)

County	Route	Job Number	Current SFY Award Date	Description of Improvement / Location	Estimate	'92 Plan
Putnam	129	1S3044	2015	Bridge improvements over Shoal Creek 1.7 miles south of the Iowa State line. Project involves bridge X0239. Reason: * The project was added to improve the bridge.	\$280	No
Putnam	136	1P3042	2015	Bridge improvements over Shoal Creek 0.1 mile east of Rte. 149 north. Project involves bridge H0439. Reason: * The project was added to improve the bridge.	\$1,029	No
Putnam	E	1S3045	2015	Bridge improvements over Branch of Medicine Creek in Powersville. Project involves bridge N0029. Reason: * The project was added to improve the bridge condition.	\$252	No
Putnam	U	1L1400H	2014	Thin lift overlay from Iowa State line to Rte. 136 near Unionville. Reason: * The project was added due to splitting projects. Split from project 1L1400.	\$759	No

**Projects Added to the 2013-2017 in FY 2013 or in the 2014-2018
Highway and Bridge Construction Schedule**

RSMo 21.795.3(2)

							<i>(Dollars in Thousands)</i>	
County	Route	Job Number	Current SFY Award Date	Description of Improvement / Location	Estimate	'92 Plan		
Putnam	W	1S3043	2015	Bridge improvements over the Old Channel Chariton Creek 2.6 miles east of Rte. FF. Project involves bridge R0309. Reason: * The project was added to improve the bridge.	\$341	No		
Various	Various	1L1600	2016	Thin lift overlays on various routes in the Northwest District. Reason: * The project was added to improve various pavements.	\$4,475	No		
Various	Various	1L1700	2017	Thin lift overlays on various minor routes in the Northwest District. Reason: * The project was added to improve various pavements.	\$4,355	No		
Various	Various	1P3051	2015	Safety improvements at various district wide locations. Open Container funds. Reason: * The project was added due to splitting projects. Split from project 0P3000.	\$771	No		
Various	Various	1P3052	2016	Safety improvements at various district wide locations. Open Container funds. Reason: * The project was added to address emerging safety needs.	\$760	No		

Projects Added to the 2013-2017 in FY 2013 or in the 2014-2018 Highway and Bridge Construction Schedule

RSMo 21.795.3(2)

County	Route	Job Number	Current SFY Award Date	Description of Improvement / Location	Estimate	'92 Plan
Various	Various	1P3065	2016	Job Order Contracting for guard cable and guardrail repair on major routes in the Northwest District. Reason: * The project was added to provide guard cable and guardrail repair on various routes.	\$355	No
Various	Various	1P3066	2014	On call work zone law enforcement on various routes in the Northwest District. Reason: * The project was added to provide for safer work zones in the Northwest District.	\$9	No
Various	Various	1S3068	2016	Bridge improvements on various bridges across the Northwest District. Reason: * The project was added to improve the condition of various bridges.	\$3,416	No
Various	Various	1S3069	2015	Preventative maintenance treatments on various minor routes in the Northwest District. Reason: * The project was added to provide preventative maintenance and to extend life of various pavements.	\$2,573	No

(Dollars in Thousands)

**Projects Added to the 2013-2017 in FY 2013 or in the 2014-2018
Highway and Bridge Construction Schedule**

RSMo 21.795.3(2)

							<i>(Dollars in Thousands)</i>
County	Route	Job Number	Current SFY Award Date	Description of Improvement / Location	Estimate	'92 Plan	
Various	Various	1S3079	2015	Section 14 streambank protection project with the Corps of Engineers within the Northwest District. Corps of Engineers to design and administer project. Cost shown represents MoDOT's share. Payment to Corp for design work in FY 2014 and 2015. Reason: * The project was added to allow payment for stream bank stabilization and bridge protection in the Northwest District.	\$335	No	
Worth	246	1S1049	2016	Replace bridge over the Platte River 1 mile east of Rte. 46 near Sheridan. Project involves bridge J0840. Reason: * The project was added to replace the bridge.	\$1,090	No	
Worth	46	1S2227	2016	Replace bridge over Middle Fork of the Grand River 0.2 mile west of Rte. A near Sheridan. Project involves bridge G0795. Reason: * The project was added to replace the bridge.	\$2,256	Yes	

**Projects Added to the 2013-2017 in FY 2013 or in the 2014-2018
Highway and Bridge Construction Schedule**

RSMo 21.795.3(2)

(Dollars in Thousands)

County	Route	Job Number	Current SFY Award Date	Description of Improvement / Location	Estimate	'92 Plan
Worth	D	1S3037K	2014	Pavement treatment from Iowa State line to Rte. F near Sheridan. Reason: * The project was added to improve the pavement.	\$46	No
Worth	F	1S3037F	2014	Pavement treatment from Rte. 46 to Iowa State line near Sheridan. Reason: * The project was added to improve the pavement.	\$486	No
Worth	YY	1S3037H	2014	Pavement treatment from Rte. W to Rte. O near Gentry. Reason: * The project was added to improve the pavement.	\$271	No
Adair	63	2P3016	2013	Construct median opening 2.1 miles north of Rte. KK, near Kirksville. \$16,700 from private entity. Reason: * The project was added to improve the roadway.	\$109	No

**Projects Added to the 2013-2017 in FY 2013 or in the 2014-2018
Highway and Bridge Construction Schedule**

RSMo 21.795.3(2)

						<i>(Dollars in Thousands)</i>	
County	Route	Job Number	Current SFY Award Date	Description of Improvement / Location	Estimate	'92 Plan	
Adair	D	2S3056	2015	Bridge painting on various routes in the Northeast District. Project involves bridges P0957, N0534, N0557, N0240, P0089, A2456, A2828, A2829, N0802, A1366, N0972, X0342, A2457, A1257, X0377, N0506, P0824, P0115 and L0574. Reason: * The project was added to provide preventive bridge maintenance and to extend the life of bridges.	\$1,680	No	
Adair	D	3P2233I	2014	Replace bridge deck over Shuteye Creek 1.8 miles east of Rte. O near Novinger. Project involves bridge P0957. Let in required combination with 3P2233J, 3P2233K and 2S2181. Reason: * The project was added due to splitting projects. Split from project 3P2233.	\$227	Yes	
Adair	J	3P2233L	2014	Replace bridge deck over North Fork of the South Fabius River 1.5 miles south of Rte. A near Kirksville. Project involves bridge N0240. Let in required combination with 3P2233M and 2S2174. Reason: * The project was added due to splitting projects. Split from project 3P2233.	\$153	Yes	

**Projects Added to the 2013-2017 in FY 2013 or in the 2014-2018
Highway and Bridge Construction Schedule**

RSMo 21.795.3(2)

County	Route	Job Number	Current SFY Award Date	Description of Improvement / Location	Estimate	'92 Plan
Adair	K	3P2233J	2014	Replace bridge deck over Billy's Creek 2.1 miles south of Rte. DD near Novinger. Project involves bridge N0534. Let in required combination with 3P2233I, 3P2233K and 2S2181. Reason: * The project was added due to splitting projects. Split from project 3P2233.	\$222	Yes
Adair	KK	3P2233K	2014	Replace bridge deck over Bear Creek 0.8 mile west of Rte. F near Millard. Project involves bridge N0557. Let in required combination with 3P2233I, 3P2233J and 2S2181. Reason: * The project was added due to splitting projects. Split from project 3P2233.	\$230	Yes
Audrain	22	3P2207	2016	Pavement improvements from 0.1 mile west of Rte. E in Audrain County near Mexico to Rte. F in Boone County. Reason: * The project was added to improve the pavement.	\$4,227	No

**Projects Added to the 2013-2017 in FY 2013 or in the 2014-2018
Highway and Bridge Construction Schedule**

RSMo 21.795.3(2)

							<i>(Dollars in Thousands)</i>	
County	Route	Job Number	Current SFY Award Date	Description of Improvement / Location	Estimate	'92 Plan		
Audrain	B	350437	2015	Bridge improvements over West Lick Creek 0.8 mile west of Rte. J east junction near Rush Hill. Project involves bridge T0206. Reason: * The project was added due to splitting projects. Split from project 253007.	\$475	Yes		
Audrain	E	350438	2015	Bridge improvements over Scull Lick Creek 1.9 miles north of Rte. 22 near Mexico. Project involves bridge S0962. Reason: * The project was added due to splitting projects. Split from project 253007.	\$371	Yes		
Audrain	T	3P2233F	2014	Replace bridge deck over Young's Creek 3.7 miles east of Rte. C near Centralia. Project involves bridge P0089. Let in required combination with 3S2163. Reason: * The project was added due to splitting projects. Split from project 3P2233.	\$143	No		
Lewis	16	2S3053	2014	Pedestrian improvements on both sides of road from 0.2 mile east of Rte. 61 to Rte. B in Canton. \$191,000 District Transportation Enhancement funds. Reason: * The project was added to provide pedestrian improvements.	\$254	No		

**Projects Added to the 2013-2017 in FY 2013 or in the 2014-2018
Highway and Bridge Construction Schedule**

RSMo 21.795.3(2)

(Dollars in Thousands)

County	Route	Job Number	Current SFY Award Date	Description of Improvement / Location	Estimate	'92 Plan
Lewis	16	2S3054	2014	<p>Pedestrian improvements on both sides of road from 0.1 mile south of east Lafayette Street to east Clay Street in Monticello. \$43,000 District Transportation Enhancement funds.</p> <p>Reason: * The project was added to provide pedestrian improvements.</p>	\$57	No
Lewis	16	2S3057	2014	<p>Thin lift overlay and shoulder improvements from Rte. 6 to Rte. B in Canton (two disconnected sections).</p> <p>Reason: * The project was added to improve the pavement.</p>	\$1,334	No
Lewis	6	3P2151B	2015	<p>Pavement and shoulder improvements from Rte. DD in Lewis County to 0.2 mile west of Rte. 61 in Marion County near Taylor.</p> <p>Reason: * The project was added due to splitting projects. Split from project 2P3011.</p>	\$3,265	No

**Projects Added to the 2013-2017 in FY 2013 or in the 2014-2018
Highway and Bridge Construction Schedule**

RSMo 21.795.3(2)

							<i>(Dollars in Thousands)</i>
County	Route	Job Number	Current SFY Award Date	Description of Improvement / Location	Estimate	'92 Plan	
Lewis	K	352202	2016	Bridge improvements over Middle Fabius River 1.9 miles south of Rte. Y near Labelle. Project involves bridge X0192. Reason: * The project was added to improve the bridge.	\$902	Yes	
Lewis	N	253019	2014	Replace bridge deck over Grassy Creek 1.3 miles south of Rte. 6 near Ewing. Project involves bridge N0802. Let in required combination with 253017 and 253018. Reason: * The project was added to improve the bridge.	\$226	No	
Lewis	V	253018	2014	Replace bridge deck over North Fabius River 0.4 mile west of Rte. Z near Maywood. Project involves bridge A1366. Let in required combination with 253017 and 253019. Reason: * The project was added to improve the bridge.	\$690	No	

Projects Added to the 2013-2017 in FY 2013 or in the 2014-2018
Highway and Bridge Construction Schedule

RSMo 21.795.3(2)

County	Route	Job Number	Current SFY Award Date	Description of Improvement / Location	Estimate	'92 Plan
Lincoln	47	2P3015	2013	Pavement treatment and shoulder improvements from Rte. A in Hawk Point to 0.2 mile north of I-70 in Warrenton. Reason: * The project was added to improve roadway and safety.	\$943	No
Lincoln	EE	2L1400E	2014	Pavement treatment from Rte. Y to Rte. 47 near Winfield. Let in combination with 2L1400D, 2L1400F and 2L1400G. Reason: * The project was added due to splitting projects. Split from project 2L1400.	\$158	No
Lincoln	J	2L1400F	2014	Pavement treatment from Rte. 47 in Lincoln County to I-70 north outer road near Wright City in Warren County. Let in combination with 2L1400D, 2L1400E and 2L1400G. Reason: * The project was added due to splitting projects. Split from project 2L1400.	\$344	No

**Projects Added to the 2013-2017 in FY 2013 or in the 2014-2018
Highway and Bridge Construction Schedule**

RSMo 21.795.3(2)

							<i>(Dollars in Thousands)</i>	
County	Route	Job Number	Current SFY Award Date	Description of Improvement / Location	Estimate	'92 Plan		
Lincoln	J	2P2221B	2015	Bridge improvements over Coon Creek 0.5 mile north of Rte. U south junction near Troy. Project involves bridge R0531. Let in required combination with 2P2221C. Reason: * The project was added due to splitting projects. Split from project 2P2221.	\$275	No		
Lincoln	KK	2L1400D	2014	Pavement treatment from Rte. 61 east outer road to Rte. W near Troy. Let in combination with 2L1400E, 2L1400F and 2L1400G. Reason: * The project was added due to splitting projects. Split from project 2L1400.	\$170	No		
Lincoln	Old Cap Au Gris Rd.	2S3008	2014	Construct pedestrian bridge over Rte. 61 at Old Cap Au Gris Road in Troy. \$264,000 Statewide Transportation Enhancement funds. Cost Participation, \$36,000 with Troy and \$36,000 Troy School District. Reason: * The project was added due to splitting projects. Split from project 9P2266.	\$402	No		

**Projects Added to the 2013-2017 in FY 2013 or in the 2014-2018
Highway and Bridge Construction Schedule**

RSMo 21.795.3(2)

County	Route	Job Number	Current SFY Award Date	Description of Improvement / Location	Estimate	'92 Plan
Marion	168	3S2216	2015	<p>Bridge improvements over Clear Creek 1.7 miles west of Rte. 61 near Hannibal. Project involves bridge T0072.</p> <p>Reason: * The project was added due to splitting projects. Split from project 2S3007.</p>	\$895	No
Marion	24	2P3021	2014	<p>Payment in SFY 2014 for expansion joint replacement on Quincy Bayview Bridge. Cost represents Missouri's share. IDOT will award project in SFY 2014. Project involves bridge A4274.</p> <p>Reason: * The project was added to provide reimbursement for work on shared bridge.</p>	\$502	No
Marion	24	3P2214	2014	<p>Payment to IDOT in SFY 2013 for testing of cables on Quincy Bayview bridge over the Mississippi River. Cost represents Missouri's share. Project involves bridge A4274.</p> <p>Reason: * The project was added to provide reimbursement for work on shared bridge.</p>	\$600	No

**Projects Added to the 2013-2017 in FY 2013 or in the 2014-2018
Highway and Bridge Construction Schedule**

RSMo 21.795.3(2)

							<i>(Dollars in Thousands)</i>
County	Route	Job Number	Current SFY Award Date	Description of Improvement / Location	Estimate	'92 Plan	
Marion	79	2S3006B	2015	<p>Pavement improvements from 0.3 mile south of I-72 interchange to 0.1 mile north of Rte. T in Hannibal. Project also includes pedestrian and ADA improvements.</p> <p>Reason: * The project was added due to splitting projects. Split from project 2S3006.</p>	\$1,940	No	
Marion	A	2S3017	2014	<p>Replace bridge deck over Grassy Creek 1.7 miles south of Rte. 6 near Taylor. Project involves bridge X0342. Let in required combination with 2S3018 and 2S3019.</p> <p>Reason: * The project was added to improve the bridge.</p>	\$270	No	
Monroe	15	3L1400J	2014	<p>Pavement treatment from Rte. 154 north junction in Monroe County to 1.1 miles north of Rte. 22 near Mexico in Audrain County. Let in combination with 3L1400I.</p> <p>Reason: * The project was added due to splitting projects. Split from project 3L1400.</p>	\$715	No	

**Projects Added to the 2013-2017 in FY 2013 or in the 2014-2018
Highway and Bridge Construction Schedule**

RSMo 21.795.3(2)

County	Route	Job Number	Current SFY Award Date	Description of Improvement / Location	Estimate	'92 Plan
Monroe	W	2L1400B	2014	Pavement treatment from Rte. 24 in Monroe City in Monroe County to Rte. J in Ralls County. Let in combination with 3L1400K and 2L1400C. Reason: * The project was added due to splitting projects. Split from project 2L1400.	\$109	No
Montgomery	161	3P2233E	2014	Replace bridge deck over Coon Creek 0.1 mile west of Rte. BB in Middletown. Project involves bridge A1257. Let in required combination with 3P2233G and 3P2233H. Reason: * The project was added due to splitting projects. Split from project 3P2233.	\$255	No
Montgomery	70	2I2166J	2014	Job Order Contracting for pavement repair from the Callaway County line to the St. Charles County line. Reason: * The project was added due to splitting projects. Split from project 2I2166.	\$540	No

**Projects Added to the 2013-2017 in FY 2013 or in the 2014-2018
Highway and Bridge Construction Schedule**

RSMo 21.795.3(2)

							<i>(Dollars in Thousands)</i>
County	Route	Job Number	Current SFY Award Date	Description of Improvement / Location	Estimate	'92 Plan	
Montgomery	70	213034	2013	Job Order Contracting for guard cable repair on I-70 in Montgomery and Warren counties, Rte. 47 in Warren County, Rte. T in Ralls County and Rte. 36 in Macon County. Reason: * The project was added to repair guard cable.	\$270	No	
Montgomery	70	213039	2015	Job Order Contracting for guard cable repair on I-70 in Montgomery and Warren Counties, Rte. 47 in Warren County, Rte. T in Ralls County and Rte. 36 in Macon County. Reason: * The project was added to repair guard cable.	\$271	No	
Montgomery	70	213055	2016	Pavement improvements on eastbound lanes from the Callaway County line to 1.1 miles west of Rte. 161 near Mineola. Let in required combination with 312189. Reason: * The project was added to improve the pavement.	\$1,803	No	

**Projects Added to the 2013-2017 in FY 2013 or in the 2014-2018
Highway and Bridge Construction Schedule**

RSMo 21.795.3(2)

(Dollars in Thousands)

County	Route	Job Number	Current SFY Award Date	Description of Improvement / Location	Estimate	'92 Plan
Montgomery	F	2L1400I	2014	Thin lift overlay from Rte. V to I-70 south outer road at High Hill. Let in combination with 2L1400H. Reason: * The project was added due to splitting projects. Split from project 2L1400.	\$459	No
Ralls	154	3P2233B	2014	Replace bridge deck over Spencer Creek 0.8 mile east of Rte. P near Vandalia. Project involves bridge X0377. Let in required combination with 3P2233C and 3P2233D. Reason: * The project was added due to splitting projects. Split from project 3P2233.	\$124	Yes
Ralls	61	3P2206	2015	Pavement improvements on northbound and southbound lanes from Warren Barrett Drive in Hannibal to 0.5 mile south of Rte. 19 near New London. Reason: * The project was added due to splitting projects. Split from project 2P3011.	\$2,194	No

**Projects Added to the 2013-2017 in FY 2013 or in the 2014-2018
Highway and Bridge Construction Schedule**

RSMo 21.795.3(2)

							<i>(Dollars in Thousands)</i>	
County	Route	Job Number	Current SFY Award Date	Description of Improvement / Location	Estimate	'92 Plan		
Ralls	A	3P2233C	2014	Replace bridge deck over Turkey Creek 2.6 miles west of Rte. 61 near New London. Project involves bridge P0824. Let in required combination with 3P2233B and 3P2233D. Reason: * The project was added due to splitting projects. Split from project 3P2233.	\$209	Yes		
Ralls	A	3P2233D	2014	Replace bridge deck over Ely Creek 4.1 miles east of Rte. J near Center. Project involves bridge N0506. Let in required combination with 3P2233B and 3P2233C. Reason: * The project was added due to splitting projects. Split from project 3P2233.	\$166	Yes		
Ralls	B	3P2233G	2014	Replace bridge over Lick Creek 2.9 miles south of Rte. 154 near Perry. Project involves bridge T0387. Let in required combination with 3P2233E and 3P2233H. Reason: * The project was added due to splitting projects. Split from project 3P2233.	\$475	No		

**Projects Added to the 2013-2017 in FY 2013 or in the 2014-2018
Highway and Bridge Construction Schedule**

RSMo 21.795.3(2)

		<i>(Dollars in Thousands)</i>				
County	Route	Job Number	Current SFY Award Date	Description of Improvement / Location	Estimate	'92 Plan
Ralls	B	3P2233H	2014	Replace bridge over Hurley Branch 2.5 miles south of Rte. 154 near Perry. Project involves bridge T0386. Let in required combination with 3P2233E and 3P2233G. Reason: * The project was added due to splitting projects. Split from project 3P2233.	\$355	No
Ralls	EE	2L1400C	2014	Pavement treatment from Rte. J to Rte. 19 near Perry. Let in combination with 3L1400K and 2L1400B. Reason: * The project was added due to splitting projects. Split from project 2L1400.	\$125	No
Ralls	J	3L1400K	2014	Pavement treatment from Rte. 36 to Rte. 154 near Perry (two disconnected sections). Let in combination with 2L1400B and 2L1400C. Reason: * The project was added due to splitting projects. Split from project 3L1400.	\$493	No
Randolph	24	2P3051	2016	Pavement and shoulder improvements from the Chariton County line to 1.5 miles west of Rte. C near Huntsville. Reason: * The project was added to improve roadway and safety.	\$1,152	No

**Projects Added to the 2013-2017 in FY 2013 or in the 2014-2018
Highway and Bridge Construction Schedule**

RSMo 21.795.3(2)

							<i>(Dollars in Thousands)</i>
County	Route	Job Number	Current SFY Award Date	Description of Improvement / Location	Estimate	'92 Plan	
Randolph	63	2P22201	2014	Construct median opening at County Road 1635 0.5 mile north of Cairo. Reason: * The project was added due to splitting projects. Split from project 2P22226.	\$280	No	
Randolph	63	2P2226B	2014	Intersection improvements at Rte. B and Rte. P at Clark. Reason: * The project was added due to splitting projects. Split from project 2P22226.	\$837	No	
Randolph	63	2P2226C	2014	Intersection improvements at Rte. K and Rte. Z at Cairo. Reason: * The project was added due to splitting projects. Split from project 2P22226.	\$177	No	
Randolph	63	3L1400G	2014	Pavement treatment from Carpenter Street to Rte. 63 near Moberly. Let in required combination with 3L1400B, 3L1400C, 3L1400D, 3L1400E, 3L1400F and 3L1400H. Reason: * The project was added due to splitting projects. Split from project 3L1400.	\$160	No	

**Projects Added to the 2013-2017 in FY 2013 or in the 2014-2018
Highway and Bridge Construction Schedule**

RSMo 21.795.3(2)

County	Route	Job Number	Current SFY Award Date	Description of Improvement / Location	Estimate	'92 Plan
Randolph	A	3L1400H	2014	Pavement treatment from Bus. 63 to Rte. B near Higbee. Let in required combination with 3L1400B, 3L1400C, 3L1400D, 3L1400E, 3L1400F and 3L1400G. Reason: * The project was added due to splitting projects. Split from project 3L1400.	\$284	No
Randolph	C	3L1400B	2014	Pavement treatment from the Macon County line to 0.1 mile north of Rte. JJ near Huntsville. Let in required combination with 3L1400C, 3L1400D, 3L1400E, 3L1400F, 3L1400G and 3L1400H. Reason: * The project was added due to splitting projects. Split from project 3L1400.	\$345	No
Randolph	DD	3L1400D	2014	Pavement treatment from 3 miles south of Rte. Z to Rte. 24 near Moberly. Let in required combination with 3L1400B, 3L1400C, 3L1400E, 3L1400F, 3L1400G and 3L1400H. Reason: * The project was added due to splitting projects. Split from project 3L1400.	\$113	No

**Projects Added to the 2013-2017 in FY 2013 or in the 2014-2018
Highway and Bridge Construction Schedule**

RSMo 21.795.3(2)

						<i>(Dollars in Thousands)</i>	
County	Route	Job Number	Current SFY Award Date	Description of Improvement / Location	Estimate	'92 Plan	
Randolph	EE	3L1400E	2014	Pavement treatment from just east of Bus. 63 to Rte. 63 in Moberly. Let in required combination with 3L1400B, 3L1400C, 3L1400D, 3L1400F, 3L1400G and 3L1400H. Reason: * The project was added due to splitting projects. Split from project 3L1400.	\$70	No	
Randolph	JJ	3L1400C	2014	Pavement treatment from 0.1 mile east of Rte. C in Huntsville to 0.1 mile west of Rte. 24 in Moberly. Let in required combination with 3L1400B, 3L1400D, 3L1400E, 3L1400F, 3L1400G and 3L1400H. Reason: * The project was added due to splitting projects. Split from project 3L1400.	\$131	No	
Randolph	M	3L1400F	2014	Pavement treatment from Bus. 63 to Rte. 63 in Moberly. Let in required combination with 3L1400B, 3L1400C, 3L1400D, 3L1400E, 3L1400G and 3L1400H. Reason: * The project was added due to splitting projects. Split from project 3L1400.	\$38	No	

**Projects Added to the 2013-2017 in FY 2013 or in the 2014-2018
Highway and Bridge Construction Schedule**

RSMo 21.795.3(2)

(Dollars in Thousands)

County	Route	Job Number	Current SFY Award Date	Description of Improvement / Location	Estimate	'92 Plan
Schuyler	136	2P3013	2013	Pavement and shoulder improvements from Rte. 63 in Lancaster to the Scotland County line. Reason: * The project was added to improve roadway and safety.	\$1,320	No
Schuyler	H	3P2233M	2014	Replace bridge deck over Elm Creek 0.7 mile north of Rte. W near Worthington. Project involves bridge P0115. Let in required combination with 3P2233L and 2S2174. Reason: * The project was added due to splitting projects. Split from project 3P2233.	\$158	No
Scotland	A	2S3020	2014	Replace bridge deck over North Fabius River 3 miles east of Rte. M near Rutledge. Project involves bridge L0574. Let in required combination with 3P2233N. Reason: * The project was added to improve the bridge.	\$547	No

**Projects Added to the 2013-2017 in FY 2013 or in the 2014-2018
Highway and Bridge Construction Schedule**

RSMo 21.795.3(2)

							<i>(Dollars in Thousands)</i>	
County	Route	Job Number	Current SFY Award Date	Description of Improvement / Location	Estimate	'92 Plan		
Scotland	A	3S0506	2015	Bridge improvements over Bear Creek 1.6 miles north of Rte. U near South Gorin. Project involves bridge S0165. Reason: * The project was added due to splitting projects. Split from project 2S3007.	\$273	Yes		
Scotland	A	3S0507	2015	Bridge improvements over Allen Branch 0.7 mile south of Rte. 136 near Arbela. Project involves bridge S0178. Reason: * The project was added due to splitting projects. Split from project 2S3007.	\$468	Yes		
Scotland	U	3P2233N	2014	Replace bridge deck over Bear Creek 0.9 mile east of Rte. RA near South Gorin. Project involves bridge N0265. Let in required combination with 2S3020. Reason: * The project was added due to splitting projects. Split from project 3P2233.	\$266	Yes		
Shelby	151	3L1400I	2014	Pavement treatment from 0.3 mile north of Rte. 36 in Shelby County to Rte. M east junction near Madison in Monroe County (two disconnected sections). Let in combination with 3L1400J. Reason: * The project was added due to splitting projects. Split from project 3L1400.	\$572	No		

**Projects Added to the 2013-2017 in FY 2013 or in the 2014-2018
Highway and Bridge Construction Schedule**

RSMo 21.795.3(2)

		<i>(Dollars in Thousands)</i>				
County	Route	Job Number	Current SFY Award Date	Description of Improvement / Location	Estimate	'92 Plan
Shelby	N	2P2220D	2016	Bridge improvements over Salt River 3.5 miles north of Rte. 36 near Shelbina. Project involves bridge R0039. Let in required combination with 2P2220B and 2P2220C. Reason: * The project was added due to splitting projects. Split from project 2P2220.	\$266	No
Shelby	W	2P2220B	2016	Bridge improvements over North River 2.8 miles north of Rte. 168 near Shelbyville. Project involves bridge R0599. Let in required combination with 2P2220C and 2P2220D. Reason: * The project was added due to splitting projects. Split from project 2P2220.	\$113	No
Shelby	W	2P2220C	2016	Bridge improvements over Tiger Fork North River 0.7 mile south of Rte. J near Bethel. Project involves bridge P0040. Let in required combination with 2P2220B and 2P2220D. Reason: * The project was added due to splitting projects. Split from project 2P2220.	\$151	Yes

**Projects Added to the 2013-2017 in FY 2013 or in the 2014-2018
Highway and Bridge Construction Schedule**

RSMo 21.795.3(2)

							<i>(Dollars in Thousands)</i>
County	Route	Job Number	Current SFY Award Date	Description of Improvement / Location	Estimate	'92 Plan	
Various	Various	2L1601	2016	Pavement improvements on various minor routes in the Northeast District. Reason: * The project was added to improve various pavements.	\$2,201	No	
Various	Various	2L1700	2017	Pavement improvements on various minor routes in the Northeast District. Reason: * The project was added to improve various pavements.	\$4,308	No	
Various	Various	2P3033	2013	Job Order Contracting for guardrail repair at various locations in the Northeast District. Reason: * The project was added to provide guardrail repair on various routes.	\$146	No	
Various	Various	2P3036	2014	On-call work zone enforcement at various locations in the Northeast District. Reason: * The project was added to provide for safer work zones in the Northeast District.	\$40	No	

Projects Added to the 2013-2017 in FY 2013 or in the 2014-2018
Highway and Bridge Construction Schedule

RSMo 21.795.3(2)

(Dollars in Thousands)

County	Route	Job Number	Current SFY Award Date	Description of Improvement / Location	Estimate	'92 Plan
Various	Various	2P3038	2015	Job Order Contracting for guardrail repair at various locations in the Northeast District. Reason: * The project was added to provide guardrail repair on various routes.	\$147	No
Various	Various	2P3040	2015	Safety improvements at various district wide locations. Open Container funds. Reason: * The project was added due to splitting projects. Split from project 0P3000.	\$874	No
Various	Various	2P3041	2016	Safety improvements at various district wide locations. Open Container funds. Reason: * The project was added to address emerging safety needs.	\$803	No
Various	Various	2P3058	2017	Pavement improvements on various major routes and/or regionally significant minor routes in the Northeast District. Reason: * The project was added to improve various pavements.	\$5,393	No

**Projects Added to the 2013-2017 in FY 2013 or in the 2014-2018
Highway and Bridge Construction Schedule**

RSMo 21.795.3(2)

							<i>(Dollars in Thousands)</i>	
County	Route	Job Number	Current SFY Award Date	Description of Improvement / Location	Estimate	'92 Plan		
Various	Various	2P3061	2017	Pedestrian improvements and ADA accommodations along various routes in the Northeast District. Reason: * The project was added to provide pedestrian improvements and ADA accommodations in the Northeast District.	\$301	No		
Warren	J	3S0517	2015	Bridge improvements over Indian Camp Creek 2.4 miles north of I-70 near Wright City. Project involves bridge R0030. Reason: * The project was added due to splitting projects. Split from project 2S3007.	\$744	Yes		
Warren	TT	2L1400G	2014	Pavement treatment from Rte. 94 near Dutzow in Warren County to Rte. T in St. Charles County. Let in combination with 2L1400D, 2L1400E and 2L1400F. Reason: * The project was added due to splitting projects. Split from project 2L1400.	\$109	No		
Warren	U	2L1400H	2014	Thin lift overlay from Rte. MM in Warrenton to Rte. 94. Let in combination with 2L1400I. Reason: * The project was added due to splitting projects. Split from project 2L1400.	\$634	No		

**Projects Added to the 2013-2017 in FY 2013 or in the 2014-2018
Highway and Bridge Construction Schedule**

RSMo 21.795.3(2)

County	Route	Job Number	Current SFY Award Date	Description of Improvement / Location	Estimate	'92 Plan
Warren	Y	2P2221C	2015	<p>Bridge improvements over Bear Creek 3.4 miles east of Rte. 19 near Big Spring. Project involves bridge R0352. Let in required combination with 2P2221B.</p> <p>Reason: * The project was added due to splitting projects. Split from project 2P2221.</p>	\$258	No
Cass	2	4S3031	2013	<p>Pavement improvements, including shoulder additions, from Commercial Street in the city of Harrisonville to Rte. ZZ. \$602,000 Repeat Offender, \$59,000 Open Container, and \$15,000 High Risk Rural Roads funds.</p> <p>Reason: * The project was added to improve roadway and safety.</p>	\$2,054	No
Cass	211th St.	4P2247B	2015	<p>Roadway improvements from the east Outer Road to School Road in Peculiar. Project funded with 100% city funds. Let in combination with 4P2247.</p> <p>Reason: * The project was added to implement a cost share/cost participation project.</p>	\$2,300	No

(Dollars in Thousands)

**Projects Added to the 2013-2017 in FY 2013 or in the 2014-2018
Highway and Bridge Construction Schedule**

RSMo 21.795.3(2)

							<i>(Dollars in Thousands)</i>	
County	Route	Job Number	Current SFY Award Date	Description of Improvement / Location	Estimate	'92 Plan		
Cass	291	4P3002	2016	Capacity improvements from Waters Road to Royal Street in Harrisonville. Project is funded through the Cost Share program, MoDOT's maximum is \$2,305,904 in SFY 2016. \$2,518,000 city funds. Reason: * The project was added to implement a cost share/cost participation project.	\$5,978	Yes		
Cass	49	4I3020B	2014	Slide repair along the southbound lanes south of 155th Street. Reason: * The project was added due to splitting projects. Split from project 4I3020.	\$178	No		
Cass	49	4P2247	2015	Construction of a new interchange at 211th Street from Rte. Y to Rte. J in Peculiar. Cost Share with Peculiar. \$5.134 million Cost Share funds and \$6.053 million city. MoDOT's maximum is \$8.164 million. Reason: * The project was added to implement a cost share/cost participation project.	\$12,934	No		

Projects Added to the 2013-2017 in FY 2013 or in the 2014-2018 Highway and Bridge Construction Schedule

RSMo 21.795.3(2)

County	Route	Job Number	Current SFY Award Date	Description of Improvement / Location	Estimate	'92 Plan
Cass	7	4P2257	2015	Roadway improvements from Independence Street to Stella Avenue near Harrisonville. \$2,040,000 in MARC STP-Urban funds. \$600,000 in funding from the city of Harrisonville. Reason: * The project was added to implement a cost share/cost participation project.	\$3,227	No
Cass	B	4S3072	2016	Bridge improvements over Eightmile Creek, just east of I-49. Project involves bridge A1403. Reason: * The project was added to improve the bridge.	\$346	No
Cass	D	4S3049	2014	Addition of shoulders from Rte. 58 to Rte. Y. \$260,000 Repeat Offender funds and \$337,000 Open Container funds. Reason: * The project was added to provide shoulders and improve safety.	\$649	No
Cass	D	4S3067	2016	Bridge improvements north of Rte. Y over the Kansas City Southern railroad. Project involves bridge A2250. Reason: * The project was added to improve the bridge.	\$644	No

**Projects Added to the 2013-2017 in FY 2013 or in the 2014-2018
Highway and Bridge Construction Schedule**

RSMo 21.795.3(2)

							<i>(Dollars in Thousands)</i>	
County	Route	Job Number	Current SFY Award Date	Description of Improvement / Location	Estimate	'92 Plan		
Cass	D	4S3070	2016	Bridge improvements over Mineral Creek, just south of Rte. Y, in Cleveland. Project involves bridge L0173. Reason: * The project was added to improve the bridge.	\$225	No		
Cass	M	4S3069	2016	Bridge improvements over East Camp Bridge Creek, just north of Rte. 2. Project involves bridge R0519. Reason: * The project was added to improve the bridge.	\$427	No		
Cass	Overpass Rd.	4S3073	2016	Bridge improvements over I-49. Project involves bridge A2292. Reason: * The project was added to improve the bridge.	\$869	No		
Cass	Y	4S2180	2015	Addition of shoulders and pavement improvements from Rte. 58 to Rte. YY near Belton. \$1,063,000 in Open Container funds. Reason: * The project was added due to splitting projects. Split from project 4P3050.	\$1,847	No		

**Projects Added to the 2013-2017 in FY 2013 or in the 2014-2018
Highway and Bridge Construction Schedule**

RSMo 21.795.3(2)

County	Route	Job Number	Current SFY Award Date	Description of Improvement / Location	Estimate	'92 Plan
Cass	YY	4S3053	2014	Addition of shoulders and pavement improvements from Rte. Y to Rte. C. \$419,000 Repeat Offender funds. Reason: * The project was added to improve roadway and safety.	\$ 772	No
Cass	YY	4S3071	2016	Bridge improvements over East Creek, just east of Rte. Y. Project involves bridge N0784. Reason: * The project was added to improve the bridge.	\$ 550	No
Clay	1	4P2364B	2014	Pavement and sidewalk improvements from 64th Street to I-35 in Kansas City. \$274,000 in Statewide Transportation Enhancement funds. Reason: * The project was added due to splitting projects. Split from project 4P2364.	\$ 1,436	No
Clay	1	4S3077	2014	Payment to North Kansas City to replace bridge at 26th Street. Project involves bridge K0369. Reason: * The project was added to allow payment for bridge replacement.	\$ 250	No

(Dollars in Thousands)

**Projects Added to the 2013-2017 in FY 2013 or in the 2014-2018
Highway and Bridge Construction Schedule**

RSMo 21.795.3(2)

							<i>(Dollars in Thousands)</i>
County	Route	Job Number	Current SFY Award Date	Description of Improvement / Location	Estimate	'92 Plan	
Clay	1	4S3078	2014	Payment to Gladstone for sidewalk improvements at 73rd Street. Reason: * The project was added to allow payment for sidewalk improvements.	\$70	No	
Clay	169	4P3030	2013	Addition of 4' shoulders from Smithville city limits to Rte. W, on Rte. 69 from Rte. 92 to Rte. D and on Rte. 45 from Rte. JJ to Spur 45. \$1,969,000 Repeat Offender funds. Reason: * The project was added to improve roadway and safety.	\$2,143	No	
Clay	210	4S3066	2016	Bridge improvements over the Union Pacific, BNSF and abandoned railroad lines. Project involves bridges A2578, A2186 and A2185. Reason: * The project was added to improve bridges.	\$2,390	No	

**Projects Added to the 2013-2017 in FY 2013 or in the 2014-2018
Highway and Bridge Construction Schedule**

RSMo 21.795.3(2)

County	Route	Job Number	Current SFY Award Date	Description of Improvement / Location	Estimate	'92 Plan
Clay	33	4P3047	2014	Addition of shoulders, pavement and pedestrian improvements from Rte. PP to Rte. 69 in Kearney. \$690,000 Repeat Offender funds, \$41,000 High Risk Rural Roads funds and \$28,000 Open Container funds. Reason: * The project was added to improve roadway and safety.	\$1,878	No
Clay	35	4I2384B	2014	Bridge improvements at Pleasant Valley Road. Project involves bridge A0496. Reason: * The project was added due to splitting projects. Split from project 4I2384.	\$360	No
Clay	35	4I3005	2015	Interchange, ramp and auxiliary lane improvements from the I-435 interchange to the Pleasant Valley Road/South Liberty Parkway/US 69 interchange. \$13,194,000 Economic Development funds, \$4,200,000 Liberty and \$5,000,000 MARC STP-Urban. Project involves bridges A0496 and Reason: * The project was added to implement a cost share/cost participation project.	\$36,295	No

**Projects Added to the 2013-2017 in FY 2013 or in the 2014-2018
Highway and Bridge Construction Schedule**

RSMo 21.795.3(2)

							<i>(Dollars in Thousands)</i>
County	Route	Job Number	Current SFY Award Date	Description of Improvement / Location	Estimate	'92 Plan	
Clay	35	413023	2016	Bridge improvements over Poe Street in Claycomo. Project involves twin bridges L0759. Reason: * The project was added to improve bridges.	\$3,248	No	
Clay	35	413026	2016	Bridge improvements at Rte. 69 in Liberty. Project involves twin bridges A0677. Reason: * The project was added to improve bridges.	\$3,312	No	
Clay	35	413036	2016	Pavement improvements from Fishing River Bridge to Rte. 69/Pleasant Valley Interchange. Reason: * The project was added to improve the pavement.	\$8,266	No	
Clay	435	411980	2016	Operational improvements to the interchange at Rte. 210. Reason: * The project was added to improve traffic flow.	\$11,708	No	

Projects Added to the 2013-2017 in FY 2013 or in the 2014-2018 Highway and Bridge Construction Schedule

RSMo 21.795.3(2)

County	Route	Job Number	Current SFY Award Date	Description of Improvement / Location	Estimate	'92 Plan
Clay	435	413038	2016	Pavement improvements from I-35 to Rte. 24. Reason: * The project was added to improve the pavement.	\$7,792	No
Clay	9	4P2364C	2014	Pavement improvements from 32nd Street to 10th Street in North Kansas City. Reason: * The project was added due to splitting projects. Split from project 4P2364.	\$978	No
Clay	A	4S3048	2014	Shoulder addition and pavement improvements from Rte. 92 to end of state maintenance. \$773,000 Repeat Offender funds and \$88,000 Open Container funds. Reason: * The project was added to improve roadway and safety.	\$1,262	No
Jackson	150	4S2194	2014	Shoulder addition, pavement and guard rail improvements from Rte. 291 in Greenwood to Rte. E. \$580,000 in Repeat Offender funds. Reason: * The project was added to improve roadway and safety.	\$1,480	No

**Projects Added to the 2013-2017 in FY 2013 or in the 2014-2018
Highway and Bridge Construction Schedule**

RSMo 21.795.3(2)

							<i>(Dollars in Thousands)</i>
County	Route	Job Number	Current SFY Award Date	Description of Improvement / Location	Estimate	'92 Plan	
Jackson	24	4S3052	2015	Pavement and sidewalk improvements from Ewing Avenue to the Rte. 291 outer road in Independence. \$456,000 Statewide Transportation Enhancement funds. Reason: * The project was added due to splitting projects. Split from project 9P2266.	\$3,453	No	
Jackson	291	4P3054	2014	Sidewalk improvements at various locations between Mulberry and Bayberry Streets in Lee's Summit. \$232,000 in District Transportation Enhancement funding. Reason: * The project was added to improve the sidewalks.	\$345	No	
Jackson	350	4P2364D	2014	Pavement improvements from I-435 in Raytown to west of Colbern Road in Lee's Summit. Reason: * The project was added due to splitting projects. Split from project 4P2364.	\$3,415	No	

**Projects Added to the 2013-2017 in FY 2013 or in the 2014-2018
Highway and Bridge Construction Schedule**

RSMo 21.795.3(2)

County	Route	Job Number	Current SFY Award Date	Description of Improvement / Location	Estimate	'92 Plan
Jackson	49	4P2256	2016	Interchange and bridge improvements at 155th Street in Grandview, Belton and Kansas City. Project involves bridge A0479. Reason: * The project was added to provide interchange and bridge improvements.	\$5,995	No
Jackson	50	4P2233	2015	New interchange, including auxiliary lanes and outer road improvements at Blackwell Parkway in Lee's Summit. SFY 2015 Cost Share with the city of Lee's Summit. MoDOT's maximum is \$8,911,110. City to provide design. Reason: * The project was added to implement a cost share/cost participation project.	\$19,500	No
Jackson	50	4P2364E	2014	Pavement improvements from 3rd Street to Rte. RA in Lee's Summit. Reason: * The project was added due to splitting projects. Split from project 4P2364.	\$2,067	No

(Dollars in Thousands)

**Projects Added to the 2013-2017 in FY 2013 or in the 2014-2018
Highway and Bridge Construction Schedule**

RSMo 21.795.3(2)

							<i>(Dollars in Thousands)</i>
County	Route	Job Number	Current SFY Award Date	Description of Improvement / Location	Estimate	'92 Plan	
Jackson	50	4P3046	2015	Outer road improvements from Blackwell Road to Rte. 7 on the north side and from Smart Road to Rte. 7 on the south side in Lee's Summit. Reason: * The project was added to improve the roadway.	\$4,483	No	
Jackson	Blue Ridge Blvd.	4S3055	2014	Sidewalk improvements at I-49 within Grandview. Project involves bridge L0929. \$193,000 District Transportation Enhancement funds. Reason: * The project was added to improve the sidewalks.	\$398	No	
Jackson	Stadium Dr.	4S3068	2016	Bridge improvements over I-70 in Kansas City. Project involves bridge A2842. Reason: * The project was added to improve the bridge.	\$2,754	No	
Johnson	50	3P3019	2013	Bridge deck improvements over the Union Pacific Railroad. Project involves bridge L0801. \$47,000 Kansas City District Operations Funds. Reason: * The project was added to improve the bridge.	\$51	No	

Projects Added to the 2013-2017 in FY 2013 or in the 2014-2018 Highway and Bridge Construction Schedule

RSMo 21.795.3(2)

County	Route	Job Number	Current SFY Award Date	Description of Improvement / Location	Estimate	'92 Plan
Johnson	50	3P3028	2014	Safety improvements at the intersection of Rte. 58 in Centerview. Reason: * The project was added to address emerging safety needs.	\$709	No
Johnson	50	3S3016	2013	Pavement improvements on Bus. 50 from east of Rte. 23 to Rte. D, Rte. J from Rte. 50 to Whiteman Air Force Base gate and Rte. D from Rte. 50 to Rte. 23. \$951,000 Kansas City District Operations funds. Reason: * The project was added to improve the pavement.	\$1,040	No
Johnson	F	3S3031	2016	Bridge improvements at Post Oak Creek. Project involves bridge P0807. Reason: * The project was added to improve the bridge.	\$483	No

**Projects Added to the 2013-2017 in FY 2013 or in the 2014-2018
Highway and Bridge Construction Schedule**

RSMo 21.795.3(2)

							<i>(Dollars in Thousands)</i>	
County	Route	Job Number	Current SFY Award Date	Description of Improvement / Location	Estimate	'92 Plan		
Johnson	HH	3S3015	2013	Pavement improvements on Rte. HH from County Rd. 300 NE to east of the new Rte. 13, Rte. 13 from south of Rte. V to south of County Rd. 400 NW and Rte. Y from Rte. D in Johnson County to Quisenberry Rd. in Pettis County. \$705,000 Kansas City District Operations funds. Reason: * The project was added to improve the pavement.	\$777	No		
Lafayette	13	3P3012	2013	Pavement improvements, including addition of shoulders, from Bus. 13 to I-70. \$437,000 Repeat Offender funds. Reason: * The project was added to improve roadway and safety.	\$1,708	No		
Lafayette	13	3P3035	2015	Pavement improvements from I-70 to Bus. 13 north of Warrensburg. Reason: * The project was added to improve pavement.	\$1,112	No		

**Projects Added to the 2013-2017 in FY 2013 or in the 2014-2018
Highway and Bridge Construction Schedule**

RSMo 21.795.3(2)

County	Route	Job Number	Current SFY Award Date	Description of Improvement / Location	Estimate	'92 Plan
Lafayette	23	3S3025	2014	Sidewalk improvements from 5th Street to 8th Street in Concordia. \$237,000 Statewide Transportation Enhancement funds. Reason: * The project was added due to splitting projects. Split from project 9P2266.	\$431	No
Lafayette	23	3S3034	2015	Pavement improvements from I-70 to 15th Street in Concordia. Reason: * The project was added to improve pavement.	\$458	No
Lafayette	23	3S3036	2014	Pavement improvements from Rte. 20 to Rte. 24 near Waverly. Reason: * The project was added to improve the pavement.	\$583	No
Lafayette	70	2I2166H	2014	Job Order Contracting for pavement repair in Lafayette and Saline Counties. Reason: * The project was added due to splitting projects. Split from project 2I2166.	\$269	No

(Dollars in Thousands)

**Projects Added to the 2013-2017 in FY 2013 or in the 2014-2018
Highway and Bridge Construction Schedule**

RSMo 21.795.3(2)

							<i>(Dollars in Thousands)</i>	
County	Route	Job Number	Current SFY Award Date	Description of Improvement / Location	Estimate	'92 Plan		
Lafayette	70	3S3014	2013	Bridge re-deck over the KCS Railroad in the city of Odessa. Involves bridge G0729. \$461,000 Kansas City District Operations funds. Reason: * The project was added to improve the bridge.	\$522	No		
Lafayette	70	4I2001	2016	Pavement improvements from Rte. 13 to just east of Rte. Y. Reason: * The project was added to improve pavement.	\$4,181	No		
Pettis	52	4P2395B	2014	Addition of shoulder and pavement improvements from the Henry County Line to Rte. 65. \$217,000 in Repeat Offender funds, \$12,000 High Risk Rural Roads funds, and \$110,000 Open Container funds. Reason: * The project was added due to splitting projects. Split from project 4P2395.	\$1,484	No		

**Projects Added to the 2013-2017 in FY 2013 or in the 2014-2018
Highway and Bridge Construction Schedule**

RSMo 21.795.3(2)

County	Route	Job Number	Current SFY Award Date	Description of Improvement / Location	Estimate	'92 Plan
Pettis	HH	3S3017	2013	Pavement improvements from Rte. 65 to Rte. 135 near the city of Sedalia. \$518,000 Kansas City District Operations funds. Reason: * The project was added to improve the pavement.	\$564	No
Platte	152	4S3035	2014	Ramp improvements at northbound I-435 and Rte. 152. Reason: * The project was added to improve the intersection.	\$254	No
Platte	152	4S3076	2014	Replace pipes just west of Platte Purchase Road. Reason: * The project was added to replace pipes.	\$58	No
Platte	273	4S2182	2013	Pavement improvements, including shoulder addition, from Rte. 45 to Rte. 92 Spur. \$151,000 Repeat Offender funds. Reason: * The project was added to improve roadway and safety.	\$690	No

(Dollars in Thousands)

**Projects Added to the 2013-2017 in FY 2013 or in the 2014-2018
Highway and Bridge Construction Schedule**

RSMo 21.795.3(2)

							<i>(Dollars in Thousands)</i>
County	Route	Job Number	Current SFY Award Date	Description of Improvement / Location	Estimate	'92 Plan	
Platte	29	413037	2016	Pavement improvements from Rte. 273 to I-435. Reason: * The project was added to improve pavement.	\$6,839	No	
Platte	435	413032	2016	Payment to KDOT in SFY 2016 for bridge improvements over the Missouri River. Project involves bridge A3289. Reason: * The project was added to provide reimbursement for work on shared bridge.	\$2,500	No	
Platte	45	4P3034	2014	Guardrail improvements at Mission Creek. Safe and Sound funds. Reason: * The project was added to improve the guardrail.	\$171	No	
Platte	635	413020C	2014	Erosion repairs from Rte. 69 to Rte. 9. Reason: * The project was added due to splitting projects. Split from project 413020.	\$145	No	

**Projects Added to the 2013-2017 in FY 2013 or in the 2014-2018
Highway and Bridge Construction Schedule**

RSMo 21.795.3(2)

		<i>(Dollars in Thousands)</i>				
County	Route	Job Number	Current SFY Award Date	Description of Improvement / Location	Estimate	'92 Plan
Platte	69	4P2279	2015	Bridge improvements over the Missouri River. Project involves the Platte Purchase bridge A0450 and the Fairfax Bridge K0456. Potential Design/Build project. \$35,215,000 from KDOT. Reason: * The project was added to improve the bridge.	\$76,807	No
Platte	M	4S3075	2014	Replace culvert 1.2 miles east of Dye Store Road. Reason: * The project was added to replace the culvert.	\$239	No
Ray	10	3P3033	2014	Pavement improvements from Rte. 13 to the east leg of Old Rte. 10. Reason: * The project was added to improve the pavement.	\$879	No
Ray	210	3S3013	2013	Pavement improvements in four disconnected segments near Route EE. \$220,000 Kansas City District Operations funds. Reason: * The project was added to improve the pavement.	\$243	No

**Projects Added to the 2013-2017 in FY 2013 or in the 2014-2018
Highway and Bridge Construction Schedule**

RSMo 21.795.3(2)

							<i>(Dollars in Thousands)</i>	
County	Route	Job Number	Current SFY Award Date	Description of Improvement / Location	Estimate	'92 Plan		
Saline	20	3S3018	2013	Pavement improvements from Rte. 65 to the Rte. EE south intersection just west of the City of Marshall. \$566,000 Kansas City District Operations funds. Reason: * The project was added to improve the pavement.	\$617	No		
Saline	41	3P3032	2014	Pavement improvements from 500' west of Miami Avenue to Magnolia Avenue in Marshall. Reason: * The project was added to improve the pavement.	\$710	No		
Saline	70	3P3020	2013	Bridge joint replacements on I-70 Outer Road in Saline County, Bus. 13 and Wellington Street in Richmond and Rte. 13 in Lafayette County. \$150,000 Operations funds. Project involves bridges A3325, A3079, A3076, G0819. Reason: * The project was added to improve bridges.	\$174	No		

**Projects Added to the 2013-2017 in FY 2013 or in the 2014-2018
Highway and Bridge Construction Schedule**

RSMo 21.795.3(2)

(Dollars in Thousands)

County	Route	Job Number	Current SFY Award Date	Description of Improvement / Location	Estimate	'92 Plan
Saline	YY	3S3003	2016	Bridge improvements on Rte. YY over Crooked Creek and the west fork of Finney Creek, Rte. O over Thraikill Creek and Rte. AA over Flat Creek. Project involves bridges N0045, N0046, P0721 and P0153. Reason: * The project was added to improve bridges.	\$1,693	Yes
Various	Various	2I2166F	2014	Job Order Contracting for asphalt repair at various interstate locations in the urban Kansas City District. Reason: * The project was added due to splitting projects. Split from project 2I2166.	\$1,080	No
Various	Various	2I2166G	2014	Job Order Contracting for concrete repair at various interstate locations in the urban Kansas City District. Reason: * The project was added due to splitting projects. Split from project 2I2166.	\$1,080	No

**Projects Added to the 2013-2017 in FY 2013 or in the 2014-2018
Highway and Bridge Construction Schedule**

RSMo 21.795.3(2)

							<i>(Dollars in Thousands)</i>
County	Route	Job Number	Current SFY Award Date	Description of Improvement / Location	Estimate	'92 Plan	
Various	Various	313021	2018	Job Order Contracting for guard cable and guardrail repair at various locations in the rural Kansas City District. Reason: * The project was added to provide guard cable and guardrail repair on various routes.	\$684	No	
Various	Various	313022	2016	On-call work zone enforcement in the rural Kansas City District. Reason: * The project was added to provide for safer work zones in the rural Kansas City District.	\$12	No	
Various	Various	313023	2017	On-call work zone enforcement in the rural Kansas City District. Reason: * The project was added to provide for safer work zones in the rural Kansas City District.	\$12	No	
Various	Various	313024	2018	On-call work zone enforcement in the rural Kansas City District. Reason: * The project was added to provide for safer work zones in the rural Kansas City District.	\$12	No	

Projects Added to the 2013-2017 in FY 2013 or in the 2014-2018 Highway and Bridge Construction Schedule

RSMo 21.795.3(2)

County	Route	Job Number	Current SFY Award Date	Description of Improvement / Location	Estimate	'92 Plan
Various	Various	3P3026	2015	Safety improvements at various district wide locations. Open Container funds. Reason: * The project was added due to splitting projects. Split from project 0P3000.	\$550	No
Various	Various	3P3027	2016	Safety improvements at various district wide locations. Open Container funds. Reason: * The project was added to address emerging safety needs.	\$525	No
Various	Various	3P3037	2016	Pavement and operational improvements on various routes in the rural Kansas City District. Reason: * The project was added to improve pavements and traffic flow on various routes.	\$6,123	No
Various	Various	4I3033	2013	Job Order Contracting for fencing repairs at various interstate locations in the urban Kansas City District. Reason: * The project was added to provide fencing repairs at various interstate locations.	\$560	No

(Dollars in Thousands)

**Projects Added to the 2013-2017 in FY 2013 or in the 2014-2018
Highway and Bridge Construction Schedule**

RSMo 21.795.3(2)

							<i>(Dollars in Thousands)</i>
County	Route	Job Number	Current SFY Award Date	Description of Improvement / Location	Estimate	'92 Plan	
Various	Various	413042	2018	Job Order Contracting for guard cable and guardrail repair in the urban Kansas City District. Reason: * The project was added to provide guard cable and guardrail repair on various routes.	\$1,987	No	
Various	Various	413043	2016	On-call work zone enforcement in the urban Kansas City District. Reason: * The project was added to provide for safer work zones in the urban Kansas City District.	\$164	No	
Various	Various	413044	2017	On-call work zone enforcement in the urban Kansas City District. Reason: * The project was added to provide for safer work zones in the urban Kansas City District.	\$164	No	
Various	Various	413045	2018	On-call work zone enforcement in the urban Kansas City District. Reason: * The project was added to provide for safer work zones in the urban Kansas City District.	\$164	No	

**Projects Added to the 2013-2017 in FY 2013 or in the 2014-2018
Highway and Bridge Construction Schedule**

RSMo 21.795.3(2)

(Dollars in Thousands)

County	Route	Job Number	Current SFY Award Date	Description of Improvement / Location	Estimate	'92 Plan
Various	Various	413056	2016	Job Order Contracting for fence repair at various locations in the urban Kansas City District. Reason: * The project was added to provide fence repair on various routes.	\$277	No
Various	Various	413098	2014	Job Order Contracting for fence repairs at various location in the urban Kansas City District. Reason: * The project was added to provide fence repair on various routes.	\$272	No
Various	Various	4P3050	2015	Safety improvements at various district wide locations. Open Container funds. Reason: * The project was added due to splitting projects. Split from project 0P3000.	\$1,507	No
Various	Various	4P3051	2016	Safety improvements at various district wide locations. Open Container funds. Reason: * The project was added to address emerging safety needs.	\$2,697	No

**Projects Added to the 2013-2017 in FY 2013 or in the 2014-2018
Highway and Bridge Construction Schedule**

RSMo 21.795.3(2)

							<i>(Dollars in Thousands)</i>
County	Route	Job Number	Current SFY Award Date	Description of Improvement / Location	Estimate	'92 Plan	
Various	Various	4P3057	2016	Job Order Contracting for repairs on various bridges in the urban Kansas City District. Reason: * The project was added to repair various bridges.	\$1,648	No	
Various	Various	4P3058	2016	Job Order Contracting for asphalt pavement repair at various major route locations in the urban Kansas City District. Reason: * The project was added to repair various pavements.	\$549	No	
Various	Various	4P3059	2016	Job Order Contracting for concrete pavement repair at various major route locations in the urban Kansas City District. Reason: * The project was added to repair various pavements.	\$545	No	
Various	Various	4P3060	2017	Job Order Contracting for asphalt pavement repair at various major route locations in the urban Kansas City District. Reason: * The project was added to repair various pavements.	\$545	No	

**Projects Added to the 2013-2017 in FY 2013 or in the 2014-2018
Highway and Bridge Construction Schedule**

RSMo 21.795.3(2)

(Dollars in Thousands)

County	Route	Job Number	Current SFY Award Date	Description of Improvement / Location	Estimate	'92 Plan
Various	Various	4P3061	2017	Job Order Contracting for concrete pavement repairs at various major route locations in the urban Kansas City District. Reason: * The project was added to repair various pavements.	\$545	No
Various	Various	4P3062	2017	Job Order Contracting for repairs on various bridges at various locations in the urban Kansas City District. Reason: * The project was added to repair various bridges.	\$2,197	No
Various	Various	4P3063	2018	Job Order Contracting for asphalt pavement repair at various major route locations in the urban Kansas City District. Reason: * The project was added to repair various pavements.	\$545	No
Various	Various	4P3064	2018	Job Order Contracting for concrete pavement repair at various major route locations in the urban Kansas City District. Reason: * The project was added to repair various pavements.	\$545	No

**Projects Added to the 2013-2017 in FY 2013 or in the 2014-2018
Highway and Bridge Construction Schedule**

RSMo 21.795.3(2)

							<i>(Dollars in Thousands)</i>
County	Route	Job Number	Current SFY Award Date	Description of Improvement / Location	Estimate	'92 Plan	
Various	Various	4P3065	2018	Job Order Contracting for repairs on various bridges at various locations in the urban Kansas City District. Reason: * The project was added to repair various bridges.	\$2,197	No	
Various	Various	4P3079	2016	Corridor safety improvements on various routes in the urban Kansas City District. Reason: * The project was added to address emerging safety needs.	\$5,770	No	
Various	Various	4P3081	2016	Pavement improvements on various routes in the urban Kansas City District. Reason: * The project was added to improve various pavements.	\$5,615	No	
Various	Various	4P3082	2016	Operational improvements at various locations in the urban Kansas City District. Reason: * The project was added to improve traffic flow.	\$12,278	No	

Projects Added to the 2013-2017 in FY 2013 or in the 2014-2018
Highway and Bridge Construction Schedule

RSMo 21.795.3(2)

County	Route	Job Number	Current SFY Award Date	Description of Improvement / Location	Estimate	'92 Plan
Various	Various	4P3095	2015	Operational improvements at various locations in the urban Kansas City District. Reason: * The project was added to improve traffic flow.	\$2,362	No
Various	Various	4P3096	2014	Operational improvements at various locations in the urban Kansas City District. Reason: * The project was added to improve traffic flow.	\$4,175	No
Various	Various	4P3097	2015	Job Order Contracting for fence repairs at various locations in the urban Kansas City District. Reason: * The project was added to repair fence in the urban Kansas City District.	\$274	No
Various	Various	4Q3030	2013	KC Scout Video Analytics and Camera System Upgrades in the urban Kansas City District. \$96,000 MARC CMAQ funds. Reason: * The project was added to improve technology.	\$122	No

(Dollars in Thousands)

**Projects Added to the 2013-2017 in FY 2013 or in the 2014-2018
Highway and Bridge Construction Schedule**

RSMo 21.795.3(2)

							<i>(Dollars in Thousands)</i>
County	Route	Job Number	Current SFY Award Date	Description of Improvement / Location	Estimate	'92 Plan	
Various	Various	4Q3039	2013	KC Scout Motorist Assist dispatch software and data terminal upgrades in the urban Kansas City district. \$201,000 MARC CMAQ funds. Reason: * The project was added to improve technology.	\$253	No	
Various	Various	4Q3040	2018	ITS operations, staffing and equipment for the KC Scout Intelligent Transportation System at the Traffic Management Center (TMC) building. \$1.935 million transferring to MoDOT's operations budget. \$1.705 million from KDOT. Reason: * The project was added to improve traffic flow.	\$4,105	No	
Various	Various	4Q3041	2018	Motorist Assist operations and staff in the urban Kansas City District. These funds will be transferred to the district operations budget. Reason: * The project was added to improve traffic flow.	\$1,635	No	

**Projects Added to the 2013-2017 in FY 2013 or in the 2014-2018
Highway and Bridge Construction Schedule**

RSMo 21.795.3(2)

(Dollars in Thousands)

County	Route	Job Number	Current SFY Award Date	Description of Improvement / Location	Estimate	'92 Plan
Various	Various	4Q3074	2014	Web and Email Alert Upgrades at the KC Scout Traffic Management Center in the urban Kansas City District. \$203,000 in MARC CMAQ funds, \$15,000 in KDOT funds. Reason: * The project was added to provide web and email alert upgrades.	\$269	No
Boone	63	5P2233	2014	Safety improvements at various median crossovers from the Rte. 124 north intersection to Rte. 763. Reason: * The project was added due to splitting projects. Split from project 5P2235.	\$1,624	No
Boone	63	5P3010B	2015	Pavement improvements from Rte. WW to Rte. 763. Project includes portions of Rtes. AC, WW, 63 Connector, PP, and 763. Reason: * The project was added due to splitting projects. Split from project 5P3010.	\$5,794	No

**Projects Added to the 2013-2017 in FY 2013 or in the 2014-2018
Highway and Bridge Construction Schedule**

RSMo 21.795.3(2)

							<i>(Dollars in Thousands)</i>
County	Route	Job Number	Current SFY Award Date	Description of Improvement / Location	Estimate	'92 Plan	
Boone	63	5P3031B	2014	Safety improvements from Rte. Y to south of Peterson Lane at Ashland. Open Container funds. Let in combination with 5P3008. Reason: * The project was added due to splitting projects. Split from project 5P3031.	\$1,979	No	
Boone	63	5P3067	2014	Pavement repair from Rte. WW to Rte. 763 in Columbia. Includes Rte. 63 Connector and a portion of Rte. PP. Reason: * The project was added to provide pavement repairs.	\$388	No	
Boone	63	5P3079	2013	Emergency repair for rock slide on northbound Rte. 63 in Boone County. Reason: * The project was added to provide emergency repairs.	\$651	No	
Boone	70	5I3001	2016	Pavement improvements on the eastbound and westbound lanes from the Missouri River to the Montgomery County line. Reason: * The project was added to improve pavement.	\$10,798	No	

**Projects Added to the 2013-2017 in FY 2013 or in the 2014-2018
Highway and Bridge Construction Schedule**

RSMo 21.795.3(2)

County	Route	Job Number	Current SFY Award Date	Description of Improvement / Location	Estimate	'92 Plan
Boone	763	5S3033	2014	Payback from Statewide Enhancement funds to the city of Columbia in SFY 2014 for project STP-2100(522). \$659,000 Statewide Enhancement funds. Reason: * The project was added to allow payback for pedestrian improvements. Split from project 9P2266.	\$659	No
Boone	PP	5S3077	2015	Pavement improvements from the end of state maintenance to south of Hanover Boulevard in Columbia. Reason: * The project was added to improve pavement.	\$260	No
Boone	WW	5L1400C	2014	Pavement and shoulder improvements on Rtes. WW, J, and F from Columbia to Fulton. Reason: * The project was added due to splitting projects. Split from project 5L1400.	\$3,089	No

(Dollars in Thousands)

**Projects Added to the 2013-2017 in FY 2013 or in the 2014-2018
Highway and Bridge Construction Schedule**

RSMo 21.795.3(2)

							<i>(Dollars in Thousands)</i>	
County	Route	Job Number	Current SFY Award Date	Description of Improvement / Location	Estimate	'92 Plan		
Boone	WW	5P2236B	2014	Preventative maintenance on bridges A3432, A3433, A3434, A3435, A3436, A3437, A3438 and A3439 in Columbia. Project involves bridge G0544 on Rte. 40 in Howard County and bridge A2297 on Rte. F in Callaway County. Reason: * The project was added due to splitting projects. Split from project 5P2236.	\$2,177	No		
Callaway	54	5P2189	2016	Bridge painting in the westbound lanes over the Missouri River in Jefferson City. Project involves bridge L0550. Reason: * The project was added to improve the bridge.	\$7,640	No		
Callaway	54	5P2189B	2016	Scour mitigation at the Missouri River in Jefferson City. Project involves bridge L0550. Reason: * The project was added to improve the bridge condition.	\$2,197	No		
Callaway	54	5P3078	2014	Safety improvements from west of Rte. FF to east of County Road 148. Reason: * The project was added to address emerging safety needs.	\$1,654	No		

**Projects Added to the 2013-2017 in FY 2013 or in the 2014-2018
Highway and Bridge Construction Schedule**

RSMo 21.795.3(2)

(Dollars in Thousands)

County	Route	Job Number	Current SFY Award Date	Description of Improvement / Location	Estimate	'92 Plan
Callaway	94	5S3049	2016	Pavement and shoulder improvements from east of Rte. 54 to Rte. 19. Reason: * The project was added to improve roadway and safety.	\$7,252	No
Callaway	MM	5S3061	2014	Pavement improvements from end of state maintenance to Rte. J. Reason: * The project was added to improve pavements.	\$226	No
Callaway	NN	5S3062	2014	Pavement improvements from Rte. 54 at Fulton to end of state maintenance. Reason: * The project was added to improve the pavement.	\$309	No
Camden	54	5P3010D	2015	Pavement improvements on the eastbound and westbound lanes from Bus. 5 in Camdenton to east of Rte. Y. Reason: * The project was added due to splitting projects. Split from project 5P3010.	\$3,355	No

**Projects Added to the 2013-2017 in FY 2013 or in the 2014-2018
Highway and Bridge Construction Schedule**

RSMo 21.795.3(2)

							<i>(Dollars in Thousands)</i>
County	Route	Job Number	Current SFY Award Date	Description of Improvement / Location	Estimate	'92 Plan	
Camden	54	5P3019	2013	Signing improvements from 0.2 mile west of Key Largo Road to 1.5 miles east of the Camden County line. Reason: * The project was added to improve signs.	\$155	No	
Camden	KK	5S3068	2014	Pavement improvements from 0.1 mile south of Rte. 54 to Osage Beach Parkway. Reason: * The project was added to improve the pavement.	\$47	No	
Cole	50	5S3005B	2015	ADA improvements from Stoneridge Parkway to near Rte. 50 in Jefferson City. Reason: * The project was added due to splitting projects. Split from project 5S3005B.	\$1,095	No	
Cole	54	5P3083	2014	High friction surface treatment on the eastbound and westbound lanes near Madison Street in Jefferson City. \$50,000 Highways for LIFE funds. Reason: * The project was added to address emerging safety needs.	\$166	No	

**Projects Added to the 2013-2017 in FY 2013 or in the 2014-2018
Highway and Bridge Construction Schedule**

RSMo 21.795.3(2)

		<i>(Dollars in Thousands)</i>				
County	Route	Job Number	Current SFY Award Date	Description of Improvement / Location	Estimate	'92 Plan
Cole	Clark Ave.	5P3015B	2015	Bridge improvements at Clark Avenue over Rte. 50 in Jefferson City. Project involves bridge A0569. Reason: * The project was added due to splitting projects. Split from project 5P3015.	\$693	No
Cole	E	5S3021	2013	Pavement improvements from Rte. H to Rte. B. Reason: * The project was added to provide preventive maintenance and to extend life of the pavement.	\$105	No
Cole	U	5S3020	2013	Pavement improvements from Rte. 50 to Rte. C. Reason: * The project was added to provide preventive maintenance and to extend life of the pavement.	\$159	No
Cole	V	5S3025	2013	Pavement improvements from Rte. C to Rte. A. Reason: * The project was added to provide preventive maintenance and to extend life of the pavement.	\$115	No

**Projects Added to the 2013-2017 in FY 2013 or in the 2014-2018
Highway and Bridge Construction Schedule**

RSMo 21.795.3(2)

							<i>(Dollars in Thousands)</i>
County	Route	Job Number	Current SFY Award Date	Description of Improvement / Location	Estimate	'92 Plan	
Cooper	135	5L1702D	2013	Pavement improvements from Rte. 41 to Rte. A. Reason: * The project was added due to splitting projects. Split from project 5L1702.	\$286	No	
Cooper	70	212166I	2014	Job Order Contracting for pavement repair in Cooper, Boone and Callaway Counties. Reason: * The project was added due to splitting projects. Split from project 212166.	\$273	No	
Cooper	70	513026	2016	Pavement improvements on the westbound lanes from Rte. 87 to Rte. B. Reason: * The project was added to improve the pavement.	\$954	No	
Cooper	87	5S3012	2013	Pavement and shoulder improvements from I-70 to Rte. O in California. \$50,000 Open Container and \$2,293,000 Repeat Offender funds. Reason: * The project was added to improve roadway and safety.	\$4,198	No	

**Projects Added to the 2013-2017 in FY 2013 or in the 2014-2018
Highway and Bridge Construction Schedule**

RSMo 21.795.3(2)

County	Route	Job Number	Current SFY Award Date	Description of Improvement / Location	Estimate	'92 Plan
Cooper	A	5S2201	2016	Bridge improvements over Long Branch, 0.4 mile north of Rte. BB, in Otterville. Project involves bridge G0731. Reason: * The project was added to improve the bridge.	\$707	No
Cooper	AA	5S2224	2016	Bridge improvements over Smiley Creek 4 miles north of Tipton. Project involves bridge A2488. Reason: * The project was added to improve the bridge.	\$788	No
Cooper	AA	5S3024	2013	Pavement improvements from Rte. B to Rte. H. Reason: * The project was added to improve the pavement.	\$138	No
Cooper	Z	5S3052	2016	Bridge improvements over Heaths Creek, 1.9 miles south of I-70. Project involves bridge N0047. Reason: * The project was added to improve the bridge.	\$837	No

(Dollars in Thousands)

**Projects Added to the 2013-2017 in FY 2013 or in the 2014-2018
Highway and Bridge Construction Schedule**

RSMo 21.795.3(2)

							<i>(Dollars in Thousands)</i>	
County	Route	Job Number	Current SFY Award Date	Description of Improvement / Location	Estimate	'92 Plan		
Dent	19	5L1400B	2014	Pavement and shoulder improvements from Salem to Rte. KK in Shannon County. Reason: * The project was added due to splitting projects. Split from project 5L1400.	\$2,703	No		
Dent	B	5S3063	2014	Pavement improvements from Rte. 19 to Rte. 72. Reason: * The project was added to improve the pavement.	\$467	No		
Dent	HH	5L1400D	2014	Pavement improvements from Rte. 32 to County Road 6190. Reason: * The project was added due to splitting projects. Split from project 5L1400.	\$171	No		
Dent	J	9S2248	2014	Pavement improvements from Rte. 32 north to Rte. 32 south. \$205,000 from city of Salem, \$187,412 STP funding, \$235,000 Cost Share funds. Reason: * The project was added to implement a cost share/cost participation project.	\$788	No		

**Projects Added to the 2013-2017 in FY 2013 or in the 2014-2018
Highway and Bridge Construction Schedule**

RSMo 21.795.3(2)

County	Route	Job Number	Current SFY Award Date	Description of Improvement / Location	Estimate	'92 Plan
Gasconade	19	5P3006	2014	Capacity improvements from Krausetown Road to Rte. 19 north junction in Owensville. \$525,527 city of Owensville and \$273,479 Cost Share funds. Reason: * The project was added to implement a cost share/cost participation project.	\$1,402	No
Gasconade	19	5P3017	2014	Pavement and shoulder improvements from Hermann to Drake. \$834,000 Repeat Offender funds. Reason: * The project was added to improve roadway and safety.	\$2,612	No
Gasconade	50	5P3010E	2015	Pavement improvements from 0.5 mile west of Rte. A to 0.2 mile east of Rte. 28. Three disconnected sections. Includes a portion of Rte. 28 at Rosebud. Reason: * The project was added due to splitting projects. Split from project 5P3010.	\$2,443	No
Gasconade	A	5S3048	2016	Bridge improvements over Crider Creek, 1.6 miles south of Rte. Y. Project involves bridge X0984. Reason: * The project was added to improve the bridge.	\$800	No

(Dollars in Thousands)

**Projects Added to the 2013-2017 in FY 2013 or in the 2014-2018
Highway and Bridge Construction Schedule**

RSMo 21.795.3(2)

							<i>(Dollars in Thousands)</i>	
County	Route	Job Number	Current SFY Award Date	Description of Improvement / Location	Estimate	'92 Plan		
Gasconade	E	5S3035	2015	Pavement improvements from Rte. 19 to the Franklin County line. Reason: * The project was added to improve pavement.	\$342	No		
Gasconade	P	5S3047	2016	Bridge improvements over Third Creek, 6.8 miles south of Rte. 50. Project involves bridge R0407. Reason: * The project was added to improve the bridge.	\$539	No		
Howard	240	5L1702B	2013	Pavement improvements from Rte. 124 to Rte. 40. Reason: * The project was added due to splitting projects. Split from project 5L1702.	\$305	No		
Howard	5	5P3070	2014	Preventative maintenance from 0.6 mile east of Bus. 240 to Rte. 40. Includes Bus. 240, Rte. W, and Rte. B in Cooper County. Reason: * The project was added to provide preventative maintenance and to extend life of the pavement.	\$1,143	No		

**Projects Added to the 2013-2017 in FY 2013 or in the 2014-2018
Highway and Bridge Construction Schedule**

RSMo 21.795.3(2)

(Dollars in Thousands)

County	Route	Job Number	Current SFY Award Date	Description of Improvement / Location	Estimate	'92 Plan
Howard	87	5L1702C	2013	Pavement improvements from Rte. 240 to Rte. 40. Reason: * The project was added due to splitting projects. Split from project 5L1702.	\$434	No
Howard	E	2S0430	2015	Bridge improvements over Adams Fork 0.6 mile west of Rte. 5. Project involves bridge T0116. Reason: * The project was added to improve the bridge.	\$612	Yes
Laclede	32	5S3006C	2014	Pavement and shoulder improvements from Lebanon to Rte. P in Long Lane. Part of a combination letting involving projects 5S3006D, 7P3002, 8L1300N, 8L1300H, and 8S2465. Reason: * The project was added due to splitting projects. Split from project 5S3006.	\$2,084	No
Laclede	44	2I2166Q	2014	Job Order Contracting for asphalt pavement repair in Laclede, Pulaski, Phelps, and Crawford Counties. Reason: * The project was added due to splitting projects. Split from project 2I2166.	\$380	No

**Projects Added to the 2013-2017 in FY 2013 or in the 2014-2018
Highway and Bridge Construction Schedule**

RSMo 21.795.3(2)

							<i>(Dollars in Thousands)</i>
County	Route	Job Number	Current SFY Award Date	Description of Improvement / Location	Estimate	'92 Plan	
Laclede	44	212166R	2014	Job Order Contracting for concrete pavement repair in Laclede, Pulaski, Phelps and Crawford Counties. Reason: * The project was added due to splitting projects. Split from project 212166.	\$166	No	
Laclede	44	513004	2016	Pavement improvements in the eastbound lanes from 0.6 mile west of Rte. F to 0.6 mile west of Rte. 133. Reason: * The project was added to improve pavement.	\$748	No	
Laclede	5	5P3069	2014	ADA improvements from south of Rte. 64 to south of I-44 in Lebanon. \$650,000 Statewide Enhancement funds and \$7,430 District Competitive Enhancement funds. Reason: * The project was added due to splitting projects. Split from project 9P2266.	\$1,204	No	

**Projects Added to the 2013-2017 in FY 2013 or in the 2014-2018
Highway and Bridge Construction Schedule**

RSMo 21.795.3(2)

County	Route	Job Number	Current SFY Award Date	Description of Improvement / Location	Estimate	'92 Plan
Laclede	64	5S3006D	2014	Pavement and shoulder improvements from Bennett Springs to Rte. 5. \$34,000 High Risk Rural Roads funds. Part of a combination letting involving projects 5S3006C, 7P3002, 8L1300N, 8L1300H, and 8S2465. Reason: * The project was added due to splitting projects. Split from project 5S3006.	\$1,805	No
Maries	63	5P3010C	2015	Pavement improvements from north of the Gasconade River to 1 mile north of Rte. FF. Reason: * The project was added due to splitting projects. Split from project 5P3010.	\$1,764	No
Miller	17	5P3016	2014	Pavement and shoulder improvements from Rte. 52 north junction to Iberia. \$747,000 Repeat Offender funds and \$381,000 Open Container funds. Reason: * The project was added to improve roadway and safety.	\$2,082	No

(Dollars in Thousands)

**Projects Added to the 2013-2017 in FY 2013 or in the 2014-2018
Highway and Bridge Construction Schedule**

RSMo 21.795.3(2)

							<i>(Dollars in Thousands)</i>
County	Route	Job Number	Current SFY Award Date	Description of Improvement / Location	Estimate	'92 Plan	
Miller	52	5S3013	2014	Pavement and shoulder improvements from Rte. 54 to Rte. 17. \$712,000 Repeat Offender funds. Reason: * The project was added to improve roadway and safety.	\$1,367	No	
Miller	54	5P3065	2014	Pavement improvements from Hayes Drive to Rte. 54 east Junction in Eldon. Includes portion of Rte. 52. Reason: * The project was added to improve pavement.	\$496	No	
Miller	54	5S3064	2014	Pavement improvements from the Bagnell Dam to Rte. 54. Reason: * The project was added to improve the pavement.	\$50	No	
Miller	87	5S3003	2016	Bridge improvements over Moreau Creek. Project involves bridge A0957. Reason: * The project was added to improve bridge.	\$564	No	

**Projects Added to the 2013-2017 in FY 2013 or in the 2014-2018
Highway and Bridge Construction Schedule**

RSMo 21.795.3(2)

County	Route	Job Number	Current SFY Award Date	Description of Improvement / Location	Estimate	'92 Plan
Miller	U	5S3066	2014	Pavement improvements Rte. 42 to Rte. 17 at Crocker. Reason: * The project was added to improve the pavement.	\$607	No
Moniteau	179	5S3050	2016	Bridge improvements over Splice Creek, 2.5 miles north of Rte. 87. Project involves bridge R0568. Reason: * The project was added to improve bridge.	\$451	No
Moniteau	50	5S3059	2014	Pavement improvements from Rte. 50 west junction to Russellville Road in California. Reason: * The project was added to improve the pavement.	\$459	No
Moniteau	87	5S3071	2014	Preventative maintenance from Rte. 50 at California to Eldon. Includes Rte. CC and Rte. AA. Reason: * The project was added to provide preventative maintenance and to extend life of the pavement.	\$993	No

(Dollars in Thousands)

**Projects Added to the 2013-2017 in FY 2013 or in the 2014-2018
Highway and Bridge Construction Schedule**

RSMo 21.795.3(2)

							<i>(Dollars in Thousands)</i>	
County	Route	Job Number	Current SFY Award Date	Description of Improvement / Location	Estimate	'92 Plan		
Moniteau	K	5S3060	2014	Pavement improvements from Rte. 50 to end of state maintenance. Reason: * The project was added to improve pavement.	\$169	No		
Moniteau	T	5S3022	2013	Pavement improvements from Rte. 87 to Rte. C. Reason: * The project was added to provide preventive maintenance and to extend life of the pavement.	\$146	No		
Morgan	AA	5S3030	2016	Bridge improvements over Indian Creek, 1 mile south of Barnett. Project involves bridges Y0528 and Y0529. Reason: * The project was added to improve bridges.	\$352	Yes		
Morgan	C	5S3023	2013	Pavement improvements from Rte. 52 to 0.3 mile east of Rte. V. Reason: * The project was added to provide preventive maintenance and to extend life of the pavement.	\$407	No		

Projects Added to the 2013-2017 in FY 2013 or in the 2014-2018
Highway and Bridge Construction Schedule

RSMo 21.795.3(2)

County	Route	Job Number	Current SFY Award Date	Description of Improvement / Location	Estimate	'92 Plan
Morgan	M	5S0861	2016	Bridge improvements over Haw Creek, 0.4 mile east of the Pettis/Morgan County line. Project involves bridge A1865. Reason: * The project was added to improve the bridge.	\$550	No
Phelps	44	5I3034	2014	Pavement and drainage improvements on the eastbound lanes in Rolla. Reason: * The project was added to provide pavement and drainage improvements.	\$542	No
Phelps	44	5P2235C	2014	Safety improvements on the eastbound lanes near Rte. J and Rte. V. \$50,000 Highways for LIFE funds. Reason: * The project was added due to splitting projects. Split from project 5P2235.	\$313	No
Phelps	44	9I0576	2016	Pavement improvements on the eastbound and westbound lanes from 1 mile east of Rte. D to 1.2 miles east of Rte. F in Crawford County. Reason: * The project was added to improve the pavement.	\$11,381	No

**Projects Added to the 2013-2017 in FY 2013 or in the 2014-2018
Highway and Bridge Construction Schedule**

RSMo 21.795.3(2)

							<i>(Dollars in Thousands)</i>	
County	Route	Job Number	Current SFY Award Date	Description of Improvement / Location	Estimate	'92 Plan		
Phelps	63	5P3054	2016	Pavement improvements from 0.7 mile south of Rte. CC in Phelps County to Rte. CC in Texas County. Reason: * The project was added to improve pavement.	\$6,192	No		
Phelps	63	5P3057	2014	ADA improvements in Rolla, Camdenton, and Fayette. \$585,000 Statewide Enhancement funds. Reason: * The project was added due to splitting projects. Split from project 9P2266.	\$796	No		
Phelps	8	5P3009	2016	Pavement and shoulder improvements from west of Rte. 68 to near Crawford County. Reason: * The project was added to improve roadway and safety.	\$1,053	No		
Phelps	D	5P2235B	2014	Grading, paving and curve improvements near the BNSF Railroad. Reason: * The project was added due to splitting projects. Split from project 5P2235.	\$1,385	No		

Projects Added to the 2013-2017 in FY 2013 or in the 2014-2018
Highway and Bridge Construction Schedule

RSMo 21.795.3(2)

County	Route	Job Number	Current SFY Award Date	Description of Improvement / Location	Estimate	'92 Plan
Phelps	O	5S3072	2014	Preventative maintenance from Rte. 72 to Rte. C in Dent County. Includes Rtes. F and H in Crawford County, Rte. P in Dent County, Rte. C in Dent and Texas Counties, Rtes. C, K, M, P and V in Phelps County. Reason: * The project was added to provide preventative maintenance and to extend life of the pavement.	\$2,152	No
Phelps	V	5S3014	2013	Interchange improvements at the I-44 interchange. \$126,000 Cost Share and \$130,000 City of Rolla, and \$220,000 STP-U funds. Reason: * The project was added to implement a cost share/cost participation project.	\$582	No
Pulaski	28	5P3018	2013	Pavement improvements from 1.8 miles west of Maries County to Rte. 63. Reason: * The project was added to provide preventative maintenance and to extend life of the pavement.	\$371	No

**Projects Added to the 2013-2017 in FY 2013 or in the 2014-2018
Highway and Bridge Construction Schedule**

RSMo 21.795.3(2)

							<i>(Dollars in Thousands)</i>
County	Route	Job Number	Current SFY Award Date	Description of Improvement / Location	Estimate	'92 Plan	
Saline	41	5L1702E	2013	Pavement improvements from Rte. TT to I-70. Reason: * The project was added due to splitting projects. Split from project 5L1702.	\$314	No	
Various	Various	5L1702	2013	Pavement improvements at various locations in the Central District. Reason: * The project was added to improve the pavement.	\$1,339	No	
Various	Various	5L3075	2016	Pavement improvements on various minor routes in the Central District. Reason: * The project was added to improve various pavements.	\$2,681	No	
Various	Various	5P3031	2015	Safety improvements at various district wide locations. Open Container funds. Reason: * The project was added due to splitting projects. Split from project 0P3000.	\$449	No	
Various	Various	5P3032	2016	Safety improvements at various district wide locations. Open Container funds. Reason: * The project was added to address emerging safety needs.	\$2,076	No	

**Projects Added to the 2013-2017 in FY 2013 or in the 2014-2018
Highway and Bridge Construction Schedule**

RSMo 21.795.3(2)

County	Route	Job Number	Current SFY Award Date	Description of Improvement / Location	Estimate	'92 Plan
Various	Various	5P3036	2014	On-call work zone enforcement at various locations in the Central District. Reason: * The project was added to provide for safer work zones in the Central District.	\$21	No
Various	Various	5P3074	2016	Pavement improvements on various major routes in the Central District. Reason: * The project was added to improve various pavements.	\$16,056	No
Various	Various	5S3042	2017	Pavement improvements on various minor routes in the Central District. Reason: * The project was added to improve various pavements.	\$8,077	No
Various	Various	5S3043	2018	Pavement improvements on various minor routes in the Central District. Reason: * The project was added to improve various pavements.	\$16,432	No
Washington	185	5S3046	2015	Pavement and shoulder improvements from Rte. AA to Rte. 8 at Potosi. Reason: * The project was added to improve roadway and safety.	\$238	No

(Dollars in Thousands)

**Projects Added to the 2013-2017 in FY 2013 or in the 2014-2018
Highway and Bridge Construction Schedule**

RSMo 21.795.3(2)

							<i>(Dollars in Thousands)</i>
County	Route	Job Number	Current SFY Award Date	Description of Improvement / Location	Estimate	'92 Plan	
Washington	47	5P3028	2014	Pavement improvements from Rte. 21 to the St. Francois County line. Reason: * The project was added to improve pavement.	\$562	No	
Washington	47	5S3006B	2014	Pavement and shoulder improvements from Franklin County to Rte. 21. Reason: * The project was added due to splitting projects. Split from project 5S3006.	\$1,647	No	
Franklin	185	6S3010F	2015	Pavement improvements from Rte. 100 to Rte. AC. Reason: * The project was added due to splitting projects. Split from project 6S3010.	\$1,466	No	
Franklin	185	6S3020	2014	Pavement, shoulders and curve improvements from south of I-44 to west of the Meramec River. Shoulder improvements funded with Repeat Offender funds. Reason: * The project was added to improve roadway and safety.	\$886	No	

**Projects Added to the 2013-2017 in FY 2013 or in the 2014-2018
Highway and Bridge Construction Schedule**

RSMo 21.795.3(2)

County	Route	Job Number	Current SFY Award Date	Description of Improvement / Location	Estimate	'92 Plan
Franklin	47	6P3019	2014	Pavement, shoulders and curve improvements from Rte. 30 to Washington County line. Shoulder improvements funded with Repeat Offender funds. Reason: * The project was added to improve roadway and safety.	\$3,478	No
Franklin	E	6S3010H	2014	Pavement improvements from Rte. Y to Rte. H. Reason: * The project was added due to splitting projects. Split from project 6S3010.	\$712	No
Franklin	WW	6S3010G	2015	Pavement improvements from I-44 outer road to end of state maintenance. Reason: * The project was added due to splitting projects. Split from project 6S3010.	\$612	No
Franklin	YY	6S3010I	2016	Pavement improvements from Rte. A to Rte. 185. Reason: * The project was added due to splitting projects. Split from project 6S3010.	\$1,348	No

(Dollars in Thousands)

**Projects Added to the 2013-2017 in FY 2013 or in the 2014-2018
Highway and Bridge Construction Schedule**

RSMo 21.795.3(2)

							<i>(Dollars in Thousands)</i>
County	Route	Job Number	Current SFY Award Date	Description of Improvement / Location	Estimate	'92 Plan	
Jefferson	61	6S3013	2014	Northbound right turn lane improvements at Rte. 67 intersection. CMAQ funds \$119,000. Reason: * The project was added to improve the intersection and traffic flow.	\$159	No	
Jefferson	61	6S3050	2016	Pavement improvements from Rte. M. to St. Louis County line. Reason: * The project was added to improve pavement.	\$6,662	No	
Jefferson	67	6P3015	2014	Southbound left turn lane improvements at Rte. CC intersection. CMAQ funds \$123,000. Reason: * The project was added to improve the intersection and traffic flow.	\$163	No	
Jefferson	B	6S3019	2014	Pavement, shoulders, and curve improvements from Rte. 30 to Rte. 21. Shoulder improvements funded with \$2,076,000 Repeat Offender funds. \$150,000 Cedar Hill STP - Small Urban funds. Reason: * The project was added to improve roadway and safety.	\$4,302	No	

**Projects Added to the 2013-2017 in FY 2013 or in the 2014-2018
Highway and Bridge Construction Schedule**

RSMo 21.795.3(2)

County	Route	Job Number	Current SFY Award Date	Description of Improvement / Location	Estimate	'92 Plan
Jefferson	PP	6S3021	2013	Pavement, shoulder, and curve improvements from Twin Rivers Road to Rte. 30. \$619,000 Repeat Offender funds. Reason: * The project was added to improve roadway and safety.	\$997	No
Jefferson	W	6S2207B	2014	Pavement improvements from south of White Oak School Road to south of Mid-America Drive. Reason: * The project was added to improve the pavement.	\$862	No
Jefferson	W	6S2207C	2014	Pavement improvements in three sections from 0.4 mile north of Rte. 30 to south of Mid-America Dr.; from south of White Oak School Rd. to south of Twin River Rd.; and from 1000' north of La Farge Dr. to Rte. FF/109 and on Rte. 109 from Rte. W/FF to the Meramec River. Reason: * The project was added to improve the pavement.	\$2,599	No

**Projects Added to the 2013-2017 in FY 2013 or in the 2014-2018
Highway and Bridge Construction Schedule**

RSMo 21.795.3(2)

							<i>(Dollars in Thousands)</i>	
County	Route	Job Number	Current SFY Award Date	Description of Improvement / Location	Estimate	'92 Plan		
Jefferson	Y	6S3010E	2015	Pavement improvements from Rte. 30 to Rte. 21. Reason: * The project was added due to splitting projects. Split from project 6S3010.	\$1,444	No		
St. Charles	64	6I2384	2016	Pavement improvements from Rte. 94 to the Missouri River (eastbound lanes only). Reason: * The project was added to improve pavement.	\$829	No		
St. Charles	67	6P3039	2017	Payment to IDOT for bridge improvements on the Clark Bridge. Project involves bridge A4278. Project will be let by IDOT. Reason: * The project was added to provide reimbursement for work on shared bridge.	\$150	No		
St. Charles	70	6I3041	2016	Pavement improvements from Warren County line to Wentzville Parkway. Reason: * The project was added to improve pavement.	\$1,745	No		

**Projects Added to the 2013-2017 in FY 2013 or in the 2014-2018
Highway and Bridge Construction Schedule**

RSMo 21.795.3(2)

County	Route	Job Number	Current SFY Award Date	Description of Improvement / Location	Estimate	'92 Plan
St. Charles	70	653010B	2013	Pavement improvements on outer roads of I-70. Funding from unobligated earmark balances, Demo ID's #MO192-\$526,210.79 and #MO078-\$5,813.71. Reason: * The project was added due to splitting projects. Split from project 6S3010.	\$606	No
St. Charles	D	653018	2013	Pavement, shoulder, and curve improvements from Rte. T to Rte. Z. \$1,418,000 Repeat Offender funds. Reason: * The project was added to improve roadway and safety.	\$3,104	No
St. Charles	H	653010C	2013	Pavement improvements from Rte. 94 to Rte. J. Reason: * The project was added due to splitting projects. Split from project 6S3010.	\$422	No
St. Charles	N	652328	2014	Pavement, shoulder, and curve improvements from Rte. Z to Sommers Road. Shoulders and curves funded from Repeat Offender and Open Container funds. Reason: * The project was added to improve roadway and safety.	\$4,050	No

**Projects Added to the 2013-2017 in FY 2013 or in the 2014-2018
Highway and Bridge Construction Schedule**

RSMo 21.795.3(2)

							<i>(Dollars in Thousands)</i>	
County	Route	Job Number	Current SFY Award Date	Description of Improvement / Location	Estimate	'92 Plan		
St. Charles	N	6S3028	2014	Shoulder and curve improvements from Rte. T to Rte. Z. Shoulder improvements funded with High Risk Rural Roads funds and Open Container funds. Reason: * The project was added due to splitting projects. Split from project 9P2262.	\$3,492	No		
St. Charles	Various	6P3027	2016	Bridge rehabilitation at 10 locations in St. Charles County. Project involves bridges A5448, L0206, L0709, A6054, A6055, A5758, A5940, A6342, A6343 and A6015. Reason: * The project was added due to splitting projects. Split from project 6P2430.	\$964	No		
St. Charles	Various	6S3058	2014	Job Order Contracting for guardrail repair at various routes and locations throughout St. Charles County. Reason: * The project was added to provide guardrail repair on various routes.	\$322	No		
St. Charles	W	6S3010D	2015	Pavement improvements from Rte. 61 to Rte. T. Reason: * The project was added due to splitting projects. Split from project 6S3010.	\$686	No		

Projects Added to the 2013-2017 in FY 2013 or in the 2014-2018 Highway and Bridge Construction Schedule

RSMo 21.795.3(2)

County	Route	Job Number	Current SFY Award Date	Description of Improvement / Location	Estimate	'92 Plan
St. Louis	109	6S2046C	2013	Widen from three to five lanes with bicycle and pedestrian facilities from Rte. 100 to Clayton Road. City of Wildwood will design and purchase right of way. MoDOT will let and inspect. \$4,081,418.40 STP-U and \$1,020,354.60 City of Wildwood. Reason: * The project was added to implement a cost share/cost participation project.	\$5,473	No
St. Louis	141	6P3016	2014	Add eastbound and westbound dual left turn lanes at the I-64 intersection. CMAQ funds \$2,925,000. Reason: * The project was added to improve the intersection and traffic flow.	\$3,687	No
St. Louis	141	6P3061	2016	Pavement improvements from Riverport Drive north to Riverport Drive south. Reason: * The project was added to improve pavement.	\$1,820	No
St. Louis	141	6P3062	2016	Pavement improvements from Rte. 370 to Rider Trail South. Reason: * The project was added to improve pavement.	\$7,969	No

**Projects Added to the 2013-2017 in FY 2013 or in the 2014-2018
Highway and Bridge Construction Schedule**

RSMo 21.795.3(2)

							<i>(Dollars in Thousands)</i>	
County	Route	Job Number	Current SFY Award Date	Description of Improvement / Location	Estimate	'92 Plan		
St. Louis	141	6Q3002	2014	ITS expansion from Rte. 340 to Rte. 370. CMAQ funds \$2,246,000. Reason: * The project was added to improve traffic flow.	\$2,808	No		
St. Louis	141	6U0807C	2014	Add auxiliary lanes and turn lanes from Rte. 40/I-64 to St. Luke's Hospital Drive. Reason: * The project was added to improve intersection and traffic flow.	\$2,991	No		
St. Louis	255	6I3037	2014	Bridge improvements on Jefferson Barracks Bridge. Project involves bridge A4936. \$150,000 IDOT funds. Reason: * The project was added to provide preventive bridge maintenance and to extend the life of the bridge.	\$352	No		
St. Louis	270	6I3064	2016	Culvert repair and clean out at Bellefontaine Road interchange. Project involves bridge J0513. Reason: * The project was added due to splitting projects. Split from project 6P2430.	\$400	No		

Projects Added to the 2013-2017 in FY 2013 or in the 2014-2018 Highway and Bridge Construction Schedule

RSMo 21.795.3(2)

(Dollars in Thousands)

County	Route	Job Number	Current SFY Award Date	Description of Improvement / Location	Estimate	'92 Plan
St. Louis	270	613065	2016	Bridge deck rehab at Bellefontaine Road interchange. Project involves bridge A0241. Reason: * The project was added due to splitting projects. Split from project 6P2340.	\$1,160	No
St. Louis	340	6S3014	2015	Add dual left turn lanes at the I-64 intersection. CMAQ funds \$591,000. Reason: * The project was added to improve the intersection and traffic flow.	\$741	No
St. Louis	340	6S3059	2016	Signal, lighting and ADA upgrades at Fee Fee Road. Reason: * The project was added to provide signal, lighting and ADA improvements.	\$439	No
St. Louis	44	613034B	2015	Pavement and bridge improvements from Murdoch Avenue to Hampton Avenue. Project involves bridges A2368, A2318, A2394, A1739 and A1733. Reason: * The project was added to provide pavement and bridge improvements.	\$35,400	No

**Projects Added to the 2013-2017 in FY 2013 or in the 2014-2018
Highway and Bridge Construction Schedule**

RSMo 21.795.3(2)

							<i>(Dollars in Thousands)</i>
County	Route	Job Number	Current SFY Award Date	Description of Improvement / Location	Estimate	'92 Plan	
St. Louis	61	653015	2014	Add dual left turn lanes at the Rte. 100 intersection. CMAQ funds \$278,000. Reason: * The project was added to improve the intersection and traffic flow.	\$383	No	
St. Louis	64	613023	2014	Install travel time detection devices at I-170 and I-270 interchanges. CMAQ funds \$250,000. Reason: * The project was added to improve traffic flow.	\$311	No	
St. Louis	64	613035	2013	Bridge repairs at I-170 interchange. Project involves bridges A8011, A8013, A8014, and A8015. Reason: * The project was added to provide emergency bridge repairs.	\$216	No	

Projects Added to the 2013-2017 in FY 2013 or in the 2014-2018 Highway and Bridge Construction Schedule

RSMo 21.795.3(2)

County	Route	Job Number	Current SFY Award Date	Description of Improvement / Location	Estimate	'92 Plan
St. Louis	64	6I3056	2014	Right of way for interchange and bridge improvements at Chesterfield Parkway West. Economic Development project for capacity improvement for RGA development. Project involves bridge A4155. Economic Development \$4,000,000. SL District \$1,000,000. Reason: * The project was added to purchase right of way for Economic Development project.	\$130	No
St. Louis	64	6Q3053C	2018	ITS operations, MoDOT staff, equipment maintenance and Transportation Management Center (TMC) operations at the TMC building. Reason: * The project was added to improve traffic flow.	\$830	No
St. Louis	64	6Q3053D	2018	ITS operations, contract staffing and professional services at the Transportation Management Center (TMC) building. Reason: * The project was added to improve traffic flow.	\$2,000	No

**Projects Added to the 2013-2017 in FY 2013 or in the 2014-2018
Highway and Bridge Construction Schedule**

RSMo 21.795.3(2)

							<i>(Dollars in Thousands)</i>
County	Route	Job Number	Current SFY Award Date	Description of Improvement / Location	Estimate	'92 Plan	
St. Louis	64	6Q3053F	2018	ITS system preservation, repairs and upgrades at the Transportation Management Center (TMC) building. Reason: * The project was added to improve traffic flow.	\$765	No	
St. Louis	70	6I2104	2016	Bridge improvements at the I-170 interchange. Project involves bridges A2999, A3000, A3001, A3002, A3003, A3004, A3005, A3006, A3007, A3008 and A3009. Reason: * The project was added due to splitting projects. Split from project 6P2430.	\$5,763	No	
St. Louis	D	6S3055	2014	Install hybrid signalized pedestrian crossing between Sims Avenue and Dielman Road. Reason: * The project was added to provide ADA improvements.	\$114	No	

**Projects Added to the 2013-2017 in FY 2013 or in the 2014-2018
Highway and Bridge Construction Schedule**

RSMo 21.795.3(2)

<i>(Dollars in Thousands)</i>						
County	Route	Job Number	Current SFY Award Date	Description of Improvement / Location	Estimate	'92 Plan
St. Louis	Kress Road	6S2046D	2013	Pond-Grover Loop Road extension west of Rte. 109. City of Wildwood will design and purchase any needed right of way. MoDOT will let only. \$1,359,000 City of Wildwood funds. Reason: * The project was added to widen and connect city street to new roundabout.	\$1,453	No
St. Louis	N	6S2179	2017	Signal, lighting and ADA facilities improvements on Rte. N at Evans Lane and Albert Powell; Rte. AC at Rte. U, Pohlman Road, and Old Halls Ferry Road; Rte. 67 at Old 180. Reason: * The project was added to provide signal, lighting and ADA improvements.	\$1,613	No
St. Louis	Various	6S3017	2014	Add vehicle detection to various traffic signal locations on various routes in north St. Louis County. CMAQ funds \$946,000. Reason: * The project was added to improve traffic flow.	\$1,182	No

**Projects Added to the 2013-2017 in FY 2013 or in the 2014-2018
Highway and Bridge Construction Schedule**

RSMo 21.795.3(2)

							<i>(Dollars in Thousands)</i>
County	Route	Job Number	Current SFY Award Date	Description of Improvement / Location	Estimate	'92 Plan	
St. Louis City	115	6S3016	2014	Replace signals and upgrade signal detection at various intersections from Kingshighway to Goodfellow in the city of St. Louis. CMAQ funds \$1,307,000. Reason: * The project was added to improve traffic flow.	\$1,776	No	
St. Louis City	180	6S3043	2014	ADA improvements from the St. Louis City limits to Rte. D. \$447,000 Statewide Transportation Enhancement funds. Reason: * The project was added due to splitting projects. Split from project 9P2266.	\$626	No	
St. Louis City	270	6I3040	2016	Payment to IDOT for bridge improvements on the Chain of Rocks Bridge. Project involves bridge A0890. To be let by IDOT. Reason: * The project was added to provide reimbursement for work on shared bridge.	\$150	No	
St. Louis City	44	6I3030	2016	Bridge improvements at Grand Avenue over I-44. Project involves bridge A2279. Reason: * The project was added to improve the bridge.	\$9,911	No	

Projects Added to the 2013-2017 in FY 2013 or in the 2014-2018 Highway and Bridge Construction Schedule

RSMo 21.795.3(2)

County	Route	Job Number	Current SFY Award Date	Description of Improvement / Location	Estimate	'92 Plan
St. Louis City	44	613031	2016	Rehabilitate bridges at the I-44/I-55 interchange. Project involves bridges A1542, A1536, A1092, A1535, and A1093. Reason: * The project was added due to splitting projects. Split from project 6P2430.	\$4,725	Yes
St. Louis City	44	613032	2016	Rehabilitate bridge over I-44 at Compton Avenue. Project involves bridge A2256. Reason: * The project was added due to splitting projects. Split from project 6P2430.	\$2,008	No
St. Louis City	55	613017	2016	Pavement improvements from 4500 Broadway to Lindbergh Boulevard. Project involves bridge A0531. Reason: * The project was added to improve the pavement and bridge.	\$5,329	No
St. Louis City	55	613025	2016	Bridge painting on the Poplar Street Bridge over the Mississippi River. Project involves bridge A1500. Reason: * The project was added due to splitting projects. Split from project 6P2430.	\$11,830	No

(Dollars in Thousands)

**Projects Added to the 2013-2017 in FY 2013 or in the 2014-2018
Highway and Bridge Construction Schedule**

RSMo 21.795.3(2)

							<i>(Dollars in Thousands)</i>
County	Route	Job Number	Current SFY Award Date	Description of Improvement / Location	Estimate	'92 Plan	
St. Louis City	55	613026	2016	Bridge improvements on the Poplar Street bridge over Mississippi River. Project involves bridge A1500. Reason: * The project was added to improve the bridge.	\$14,010	No	
St. Louis City	55	613036	2014	Bridge improvements on the Poplar Street Bridge. Project involves bridge A1500. \$350,000 IDOT funds. Reason: * The project was added to provide preventive bridge maintenance and to extend the life of the bridge.	\$775	No	
St. Louis City	64	612377C	2016	Bridge and ramp improvements on the Poplar Street Bridge. Project involves bridges A1500, A1501 and A1503. Reason: * The project was added due to splitting projects. Split from project 612377B.	\$35,890	No	
St. Louis City	D	6P3042	2014	Signal and ADA improvements from St. Louis City limits to Tucker Avenue. \$515,000 Statewide Transportation Enhancement funds. Reason: * The project was added due to splitting projects. Split from project 9P2266.	\$884	No	

**Projects Added to the 2013-2017 in FY 2013 or in the 2014-2018
Highway and Bridge Construction Schedule**

RSMo 21.795.3(2)

(Dollars in Thousands)

County	Route	Job Number	Current SFY Award Date	Description of Improvement / Location	Estimate	'92 Plan
Various	270	613022	2014	Engineering services contract to create diversion routes for incidents along the I-270 corridor at various locations. CMAQ funds \$60,000. Reason: * The project was added to improve traffic flow.	\$75	No
Various	64	613021	2014	Engineering services contract for ramp metering feasibility study at various locations in St. Charles County, St. Louis County, and St. Louis City. CMAQ funds \$160,000. Reason: * The project was added to improve traffic flow.	\$200	No
Various	Various	212166K	2014	Job Order Contracting for pavement repair (concrete) at various interstate locations in the St. Louis District. Reason: * The project was added due to splitting projects. Split from project 212166.	\$601	No

**Projects Added to the 2013-2017 in FY 2013 or in the 2014-2018
Highway and Bridge Construction Schedule**

RSMo 21.795.3(2)

							<i>(Dollars in Thousands)</i>
County	Route	Job Number	Current SFY Award Date	Description of Improvement / Location	Estimate	'92 Plan	
Various	Various	2I2166L	2014	Job Order Contracting for pavement repair (asphalt) at various interstate locations in Franklin and Jefferson Counties. Reason: * The project was added due to splitting projects. Split from project 2I2166.	\$601	No	
Various	Various	2I2166M	2014	Job Order Contracting for pavement repair (asphalt) at various interstate locations in St. Charles and St. Louis Counties and St. Louis City. Reason: * The project was added due to splitting projects. Split from project 2I2166.	\$801	No	
Various	Various	6I3044	2014	On-call work zone enforcement at various routes in the St. Louis District. Reason: * The project was added to provide for safer work zones in the St. Louis District.	\$75	No	
Various	Various	6P3017	2013	Engineering services contract for signal optimization at various routes and various counties. CMAQ funds \$612,000. Reason: * The project was added to improve traffic flow.	\$765	No	

**Projects Added to the 2013-2017 in FY 2013 or in the 2014-2018
Highway and Bridge Construction Schedule**

RSMo 21.795.3(2)

(Dollars in Thousands)

County	Route	Job Number	Current SFY Award Date	Description of Improvement / Location	Estimate	'92 Plan
Various	Various	6P3018	2014	Engineering services contract for signal optimization at various routes and various counties. CMAQ funds \$673,000. Reason: * The project was added to improve traffic flow.	\$842	No
Various	Various	6P3045	2015	Safety improvements at various district wide locations. Open Container funds. Reason: * The project was added due to splitting projects. Split from project 0P3000.	\$1,316	No
Various	Various	6P3046	2016	Safety improvements at various district wide locations. Open Container funds. Reason: * The project was added to address emerging safety needs.	\$5,490	No
Various	Various	6P3066	2018	Bridge improvements at various locations. Reason: * The project was added to improve the condition of various bridges.	\$20,000	No
Various	Various	6P3067	2018	Pavement improvements at various locations. Reason: * The project was added to improve various pavements.	\$20,000	No

**Projects Added to the 2013-2017 in FY 2013 or in the 2014-2018
Highway and Bridge Construction Schedule**

RSMo 21.795.3(2)

							<i>(Dollars in Thousands)</i>
County	Route	Job Number	Current SFY Award Date	Description of Improvement / Location	Estimate	'92 Plan	
Various	Various	6P3069	2014	Job Order Contracting for guardrail repair at various routes and various locations throughout St. Louis City and St. Louis County. Reason: * The project was added to provide guardrail repair on various routes.	\$975	No	
Various	Various	6Q3001	2015	ITS improvements at various routes and various counties. CMAQ funds \$1,428,000. Reason: * The project was added to improve traffic flow.	\$1,785	No	
Various	Various	6Q3053B	2018	Motorist Assist operations and staff. Reason: * The project was added to improve traffic flow.	\$2,085	No	
Various	Various	6Q3053E	2018	ITS maintenance and operations at various locations. Reason: * The project was added to improve traffic flow.	\$1,200	No	

Projects Added to the 2013-2017 in FY 2013 or in the 2014-2018
Highway and Bridge Construction Schedule

RSMo 21.795.3(2)

(Dollars in Thousands)

County	Route	Job Number	Current SFY Award Date	Description of Improvement / Location	Estimate	'92 Plan
Various	Various	6Q3060	2014	ITS upgrades throughout the St. Louis District. Reason: * The project was added to improve traffic flow.	\$3,502	No
Various	Various	6S3052	2014	Job Order Contracting for guardrail repair at various routes and various locations throughout Franklin and Jefferson Counties. Reason: * The project was added to provide guardrail repair on various routes.	\$490	No
Various	Various	6S3068	2017	Pavement improvements on minor routes in the St. Louis District. Reason: * The project was added to improve various pavements.	\$5,010	No
Barry	248	7S2210B	2016	Pavement improvements on various sections from Rte. 76 to Rte. 39. Part of a combination letting involving projects 7S2210B and 8S2463. Reason: * The project was added to improve the pavement.	\$1,686	No

**Projects Added to the 2013-2017 in FY 2013 or in the 2014-2018
Highway and Bridge Construction Schedule**

RSMo 21.795.3(2)

							<i>(Dollars in Thousands)</i>	
County	Route	Job Number	Current SFY Award Date	Description of Improvement / Location	Estimate	'92 Plan		
Barry	B	752210C	2016	Pavement improvements on various sections from Rte. 97 to Rte. 37. Part of a letting combination involving projects 752210 and 752210C. Reason: * The project was added to improve the pavement.	\$469	No		
Barton	P	753024	2014	Bridge improvement over Nicholson Creek. Project involves bridge N0741. Reason: * The project was added to improve the bridge.	\$313	Yes		
Bates	18	752231C	2015	Pavement improvements on various sections from Rte. Y to I-49. Reason: * The project was added to improve the pavement.	\$1,382	No		
Bates	49	212166W	2014	Job Order Contracting for pavement repair from the Cass County line to I-44 in Jasper County. Reason: * The project was added to improve the pavement.	\$270	No		

**Projects Added to the 2013-2017 in FY 2013 or in the 2014-2018
Highway and Bridge Construction Schedule**

RSMo 21.795.3(2)

(Dollars in Thousands)

County	Route	Job Number	Current SFY Award Date	Description of Improvement / Location	Estimate	'92 Plan
Benton	65	7P3026	2014	Pavement improvements on various sections from the Osage River to 0.2 mile south of Rte. MM. Reason: * The project was added to improve the pavement.	\$1,618	No
Benton	65	7P3030	2016	Pavement improvements on various sections of the northbound lanes from south of Rte. 52 east junction to south of Rte. 52 west junction. Reason: * The project was added to improve the pavement.	\$432	No
Benton	65	7P3037	2016	Pavement improvements on various sections from Rte. AA in Benton County to Rte. 32 in Buffalo. Reason: * The project was added to improve the pavement.	\$4,709	No
Benton	65	7P3040	2016	Pavement improvements on various sections of the southbound lanes from Rte. 52 west junction to Rte. 52 east junction. Reason: * The project was added to improve the pavement.	\$2,827	No

**Projects Added to the 2013-2017 in FY 2013 or in the 2014-2018
Highway and Bridge Construction Schedule**

RSMo 21.795.3(2)

						<i>(Dollars in Thousands)</i>	
County	Route	Job Number	Current SFY Award Date	Description of Improvement / Location	Estimate	'92 Plan	
Christian	125	7S3027	2014	<p>Pavement and safety improvements on various sections from the Ozarks Transportation Organization boundary to Rte. 14. \$182,000 Repeat Offender funds. Part of a combination letting involving projects 7S3027, 8P2292 and 8S3028.</p> <p>Reason: * The project was added to improve roadway and safety.</p>	\$556	No	
Christian	14	8P3021	2014	<p>ADA accommodations at various locations from Rte. M in Nixa to Rte. W in Ozark. \$165,587 Transportation Alternatives Program funding from the Ozarks Transportation Organization.</p> <p>Reason: * The project was added to provide ADA accommodations.</p>	\$278	No	
Christian	65	7P3032	2015	<p>Preventive maintenance on various bridges in the rural Southwest District. Project involves bridges A0896, A0897, P0195, A2063, A3813, NO932, A2075, A0682, R0410 and A2007. Add alternate work on bridges A3640 and A3811.</p> <p>Reason: * The project was added to provide preventive bridge maintenance and to extend the life of bridges.</p>	\$3,758	No	

Projects Added to the 2013-2017 in FY 2013 or in the 2014-2018
Highway and Bridge Construction Schedule

RSMo 21.795.3(2)

(Dollars in Thousands)

County	Route	Job Number	Current SFY Award Date	Description of Improvement / Location	Estimate	'92 Plan
Dade	H	7S3005	2016	Bridge improvement over Stockton Lake. Project involves bridge A2929. Reason: * The project was added to improve the bridge.	\$4,023	No
Dallas	64	7P3022	2014	Safety improvements on various sections from Rte. 65 to Rte. 64A. \$443,000 Repeat Offender funds; \$364,000 Open Container funds; \$33,000 High Risk Rural Roads funds. Combination letting involving projects 5S3006D, 5S3006C, 7P3002, 8L1300N, 8L1300H, and 8S2465. Reason: * The project was added to address emerging safety needs.	\$913	No
Dallas	65	7P3038	2016	Pavement improvements on various sections from Rte. 32 to south of Truman Road in Buffalo. Reason: * The project was added to improve the pavement.	\$233	No

**Projects Added to the 2013-2017 in FY 2013 or in the 2014-2018
Highway and Bridge Construction Schedule**

RSMo 21.795.3(2)

							<i>(Dollars in Thousands)</i>	
County	Route	Job Number	Current SFY Award Date	Description of Improvement / Location	Estimate	'92 Plan		
Dallas	B	753036	2015	Bridge improvements over Dousinbury Creek and Four Mile Creek in Dallas County and over the Pomme de Terre River in Polk County. Project involves bridges P0962, X0060, P0921. Reason: * The project was added to improve bridges.	\$2,293	No		
Greene	125	851300C	2014	Pavement improvements on various sections from Ozarks Transportation Organization boundary to I-44 in Strafford. Part of a combined letting involving projects 8S2465B and 8S1300C. \$126,000 Repeat Offender funds. Reason: * The project was added due to splitting projects. Split from project 8S1300.	\$360	No		
Greene	125	852465B	2014	Pavement improvements on various sections from east of Rte. 65 in Fair Grove to the Ozarks Transportation Organization boundary. Part of a combined letting involving projects 8S2465B and 8S1300C. \$178,000 Repeat Offender funds. Reason: * The project was added due to splitting projects. Split from project 8S2465.	\$499	No		

**Projects Added to the 2013-2017 in FY 2013 or in the 2014-2018
Highway and Bridge Construction Schedule**

RSMo 21.795.3(2)

County	Route	Job Number	Current SFY Award Date	Description of Improvement / Location	Estimate	'92 Plan
Greene	125	8S3018	2013	<p>Pavement and safety improvements on various sections of Rte. 125 from 0.3 mile south of Rte. OO in Strafford to Smyrna Rd. and on Rte. D from Rte. J to Rte. 125. \$5,000 High Risk Rural Roads, \$835,000 Repeat Offender, and \$21,000 Open Container funds.</p> <p>Reason: * The project was added to improve roadway and safety.</p>	\$1,908	No
Greene	125	8S3028	2014	<p>Pavement and safety improvements on various sections from Rte. 60 to Smyrna Road. \$28,000 Repeat Offender funds. Part of a combination letting involving projects 7S3027, 8P2292 and 8S3028.</p> <p>Reason: * The project was added to improve roadway and safety.</p>	\$717	No
Greene	413	8S3025	2015	<p>ADA accommodations at various locations on west Sunshine Street (Rte. 413), Kearney Street (Rte. 744), Kansas Expressway (Rte. 13) and Chestnut Expressway (Loop 44).</p> <p>Reason: * The project was added to provide ADA accommodations.</p>	\$364	No

**Projects Added to the 2013-2017 in FY 2013 or in the 2014-2018
Highway and Bridge Construction Schedule**

RSMo 21.795.3(2)

							<i>(Dollars in Thousands)</i>
County	Route	Job Number	Current SFY Award Date	Description of Improvement / Location	Estimate	'92 Plan	
Greene	44	2I21660	2014	Job Order Contracting for pavement repair in the Ozarks Transportation Organization area. Reason: * The project was added due to splitting projects. Split from project 2I2166.	\$216	No	
Greene	44	8I3000	2016	Pavement treatment on various sections from Rte. 266 (Chestnut Expressway) to 2 miles east of Rte. 65. Reason: * The project was added to improve the pavement.	\$9,455	No	
Greene	60	8P0683	2014	Roadway improvements from County Road 243 to east of Rogersville. Potential Design/Build project. Reason: * The project was added to improve the roadway.	\$37,271	No	
Greene	60	8P0683D	2015	Interchange improvements at Rtes. NN/J. \$91,000 Open Container funds. Reason: * The project was added to improve the interchange.	\$13,096	No	

**Projects Added to the 2013-2017 in FY 2013 or in the 2014-2018
Highway and Bridge Construction Schedule**

RSMo 21.795.3(2)

County	Route	Job Number	Current SFY Award Date	Description of Improvement / Location	Estimate	'92 Plan
Greene	60	8P3008B	2013	<p>Pedestrian improvements and ADA accommodations at various locations from Illinois Street to Route 174 in Republic. Part of a combination letting involving projects 8P2280B, 8P3008B, and 8P2236.</p> <p>Reason: * The project was added due to splitting projects. Split from project 8P3008.</p>	\$228	No
Greene	60	8P3020	2014	<p>Sound abatement at various locations on James River Freeway from Rte. 13 (Kansas Expressway) to Rte. 160 (Campbell Avenue).</p> <p>Reason: * The project was added to provide sound abatement.</p>	\$485	No
Greene	60	8P3031	2016	<p>Pavement improvements on various sections from County Road 194 to Illinois Street in Republic. Part of a combination letting involving projects 7P3039 and 8P3031.</p> <p>Reason: * The project was added to improve the pavement.</p>	\$235	No

**Projects Added to the 2013-2017 in FY 2013 or in the 2014-2018
Highway and Bridge Construction Schedule**

RSMo 21.795.3(2)

							<i>(Dollars in Thousands)</i>	
County	Route	Job Number	Current SFY Award Date	Description of Improvement / Location	Estimate	'92 Plan		
Greene	65	8P0605G	2016	<p>Various operational and roadway improvements from Rte. 60 (James River Freeway) to 0.7 mile south of Evans Road.</p> <p>Reason: * The project was added to improve the roadway and traffic flow.</p>	\$9,120	No		
Greene	65	8P2196	2016	<p>Railroad crossing grade separation at Chestnut Expressway and BNSF railway 0.2 mile west of Rte. 65. \$4,846,523 Cost Share, \$3,190,415 Springfield, \$2,325,663 Springfield STP-Urban and \$400,000 Greene County STP-Urban.</p> <p>Reason: * The project was added to implement a cost share/cost participation project.</p>	\$11,776	No		
Greene	65	8P3013	2014	<p>Roadway improvements on various sections of Glenstone Avenue from Battlefield Road to Rte. 60 (James River Freeway). Cost Share with Springfield. \$5,236,000 Cost Share funds. \$1,310,000 Springfield. \$5,241,000 Springfield STP-U.</p> <p>Reason: * The project was added to implement a cost share/cost participation project.</p>	\$13,633	No		

Projects Added to the 2013-2017 in FY 2013 or in the 2014-2018
Highway and Bridge Construction Schedule

RSMo 21.795.3(2)

(Dollars in Thousands)

County	Route	Job Number	Current SFY Award Date	Description of Improvement / Location	Estimate	'92 Plan
Greene	65	8S3024	2014	ADA accommodations at various locations of Glenstone Avenue (Bus. 65) from Walnut Street to Battlefield Road, and on Sunshine Street (Rte. D) from Glenstone Avenue to Blackman Road. Reason: * The project was added to provide ADA accommodations.	\$411	No
Greene	65	8S3026	2015	ADA accommodations at various locations of Chestnut Expressway from 0.1 mile west of Glenstone Avenue to Belcrest Avenue in Springfield. Reason: * The project was added to provide ADA accommodations.	\$277	No
Greene	65	8S3034	2015	Pavement improvements on various sections of Chestnut Expressway from 0.1 mile west of Glenstone Avenue (Loop 44) to Belcrest Avenue. Reason: * The project was added to improve the pavement.	\$686	No

**Projects Added to the 2013-2017 in FY 2013 or in the 2014-2018
Highway and Bridge Construction Schedule**

RSMo 21.795.3(2)

							<i>(Dollars in Thousands)</i>
County	Route	Job Number	Current SFY Award Date	Description of Improvement / Location	Estimate	'92 Plan	
Greene	65	8U0500	2015	Bridge and interchange improvements at Battlefield Road in Springfield. Project involves bridge A1656. \$3,708,853 Cost Share, \$1,189,657 Ozarks Transportation Organization BRM, \$4,153,500 Springfield, \$2,291,368 Springfield STP-Urban and \$500,000 Greene County STP-Urban Reason: * The project was added to implement a cost share/cost participation project.	\$13,885	No	
Greene	Various	8P3016	2014	Payment to Springfield for signal upgrades on various routes in Springfield. \$291,510 in Cost Share funds. To be let by Springfield. Reason: * The project was added to allow payment for a cost share/cost participation project.	\$392	No	

**Projects Added to the 2013-2017 in FY 2013 or in the 2014-2018
Highway and Bridge Construction Schedule**

RSMo 21.795.3(2)

County	Route	Job Number	Current SFY Award Date	Description of Improvement / Location	Estimate	'92 Plan
Greene	ZZ	8S1300B	2014	Pavement improvements on various sections from south of Rte. M to County Road 194. \$56,000 Repeat Offender funds. Part of a combination letting involving projects 8S1300, 8S1300B, 8S2277, 8S2414, 8S2416, 8S2443, 8S2444. Reason: * The project was added due to splitting projects. Split from project 8S1300.	\$365	No
Henry	13	7P3031	2016	Pavement improvements on various sections of 2nd Street from Rte. 7 to Rte. 18. Reason: * The project was added to improve the pavement.	\$451	No
Henry	13	7P3034	2016	Concrete pavement improvements on various sections from north of Deer Run Avenue in Clinton to County Road NE 301 in St. Clair County. Reason: * The project was added to improve the pavement.	\$661	No

(Dollars in Thousands)

**Projects Added to the 2013-2017 in FY 2013 or in the 2014-2018
Highway and Bridge Construction Schedule**

RSMo 21.795.3(2)

							<i>(Dollars in Thousands)</i>
County	Route	Job Number	Current SFY Award Date	Description of Improvement / Location	Estimate	'92 Plan	
Henry	13	7P3035	2016	Pavement improvements on various sections from County Road 1300 to Rte. 7 in Clinton. Reason: * The project was added to improve the pavement.	\$1,775	No	
Henry	18	7S3033	2016	Pavement improvements on various sections of Ohio Street from Bus. Rte. 13 (2nd Street) to Rte. 7 in Clinton. Reason: * The project was added to improve the pavement.	\$336	No	
Henry	7	7P3047	2016	Pavement improvements on various sections from Rte. B in Cass County to Rte. 18 in Clinton. Reason: * The project was added to improve the pavement.	\$8,857	No	

**Projects Added to the 2013-2017 in FY 2013 or in the 2014-2018
Highway and Bridge Construction Schedule**

RSMo 21.795.3(2)

County	Route	Job Number	Current SFY Award Date	Description of Improvement / Location	Estimate	'92 Plan
Jasper	171	7P2155H	2013	<p>Pedestrian and ADA accommodations at various locations from 0.1 mile west of Bus. 71 (Madison Avenue) to Hall Street in Webb City. Part of a combination letting involving projects 7P2155H and 7P3014. \$166,000 from Statewide Transportation Enhancement funds.</p> <p>Reason: * The project was added due to splitting projects. Split from project 7P2155D.</p>	\$207	No
Jasper	249	7S3018	2014	<p>Repair slides from Rte. 171 in Cartersville to Zora Street.</p> <p>Reason: * The project was added to repair slides.</p>	\$544	No
Jasper	37	7P2226D	2015	<p>Safety and pavement improvements on various sections from Joplin Avenue in Sarcoxie to 0.1 mile west of County Road 1075 in Monett.</p> <p>Reason: * The project was added to improve roadway and safety.</p>	\$2,302	No

**Projects Added to the 2013-2017 in FY 2013 or in the 2014-2018
Highway and Bridge Construction Schedule**

RSMo 21.795.3(2)

							<i>(Dollars in Thousands)</i>	
County	Route	Job Number	Current SFY Award Date	Description of Improvement / Location	Estimate	'92 Plan		
Jasper	44	712181	2015	Roadway and bridge improvements from east of Rte. 249 to Rte. 66. Project involves bridges A0624 and A0625. Economic Development project with Joplin. \$5,575,090 Economic Development funds. \$152,000 from 2009 Interstate Maintenance Discretionary Earmark. Reason: * The project was added to implement a cost share/cost participation project.	\$11,107	No		
Jasper	571	7P3014	2013	Pedestrian improvements and ADA accommodations on various sections between Route E and Route 71 in Carthage. Part of a combination letting involving projects 7P2155H and 7P3014. Reason: * The project was added to provide pedestrian improvements and ADA accommodations.	\$58	No		
Jasper	M	7S3025	2014	Bridge improvements over Little North Fork and Colliers Branch. Project involves bridges R0043 and T0777. Reason: * The project was added to improve bridges.	\$779	No		

Projects Added to the 2013-2017 in FY 2013 or in the 2014-2018 Highway and Bridge Construction Schedule

RSMo 21.795.3(2)

County	Route	Job Number	Current SFY Award Date	Description of Improvement / Location	Estimate	'92 Plan
Lawrence	39	752231B	2015	<p>Pavement improvements on various sections from Rte. 174 to Water Street in Mount Vernon.</p> <p>Reason: * The project was added to improve the pavement.</p>	\$106	No
Lawrence	60	7P3039	2016	<p>Pavement improvements on various sections from Rte. 14 in Marionville to County Road 194 near Republic. Part of a combination letting involving projects 7P3039 and 8P3031.</p> <p>Reason: * The project was added to improve the pavement.</p>	\$2,286	No
Lawrence	96	753013	2013	<p>Pavement improvement on various sections from west of Route UU to Interstate 44. Funding from unobligated earmark balances: \$46,284 Demo ID # MO061, \$54,938 Demo ID #MO073, \$423,022.81 Demo ID #MO082, and \$146,520 Demo ID #MO177.</p> <p>Reason: * The project was added to improve the pavement.</p>	\$1,800	No

(Dollars in Thousands)

**Projects Added to the 2013-2017 in FY 2013 or in the 2014-2018
Highway and Bridge Construction Schedule**

RSMo 21.795.3(2)

							<i>(Dollars in Thousands)</i>	
County	Route	Job Number	Current SFY Award Date	Description of Improvement / Location	Estimate	'92 Plan		
McDonald	71	7P3015	2013	Pavement improvement on various sections of the northbound and southbound lanes from 1.5 miles north of Route EE to 0.2 mile north of Brush Creek Road. Reason: * The project was added to improve the pavement.	\$2,342	No		
McDonald	E	7P2226C	2015	Safety and pavement improvements on various sections from Rte. 76 to the Arkansas State line. Reason: * The project was added to improve roadway and safety.	\$1,469	No		
Newton	44	2I2166N	2014	Job Order Contracting for pavement repair from the Oklahoma State line to Rte. 360 in Greene County. Reason: * The project was added due to splitting projects. Split from project 2I2166.	\$216	No		
Polk	32	7P2226B	2015	Safety improvements on various sections from 0.3 mile east of Rte. D in Bolivar to 0.1 mile west of Rte. 65 in Buffalo. Reason: * The project was added to address emerging safety needs.	\$686	No		

**Projects Added to the 2013-2017 in FY 2013 or in the 2014-2018
Highway and Bridge Construction Schedule**

RSMo 21.795.3(2)

County	Route	Job Number	Current SFY Award Date	Description of Improvement / Location	Estimate	'92 Plan
Polk	64	7S3023	2014	Safety improvements on various sections from Rte. D in Bolivar to Rte. 65 in Louisburg. \$431,000 Repeat Offender funds. Part of a combination letting involving projects 7S3023 and 8S2342. Reason: * The project was added to address emerging safety needs.	\$454	No
St. Clair	54	7P3029	2016	Pavement improvements on various sections from Rte. MM in St. Clair County to Rte. D in Preston. Reason: * The project was added to improve the pavement.	\$4,292	No
St. Clair	D	7S3042	2015	Bridge improvements at various locations in Bates, Henry and St. Clair Counties. Project involves bridges L0323, T0263, S0396, N0646, A3697, A3913, and R0116. Add alternate work on bridge A3812. Reason: * The project was added to improve bridges.	\$5,788	Yes

(Dollars in Thousands)

**Projects Added to the 2013-2017 in FY 2013 or in the 2014-2018
Highway and Bridge Construction Schedule**

RSMo 21.795.3(2)

							<i>(Dollars in Thousands)</i>
County	Route	Job Number	Current SFY Award Date	Description of Improvement / Location	Estimate	'92 Plan	
Stone	13	7P3002B	2013	Pavement improvements on various sections from the Kimberling City Bridge to the Arkansas state line. Reason: * The project was added due to splitting projects. Split from project 7P3002.	\$969	No	
Stone	76	7P3012	2013	Pavement and shoulder improvements on various sections from Route 173 to Rocky Top Way in Reeds Spring. \$840,000 Southwest District Operations funds. Reason: * The project was added to improve roadway and safety.	\$1,344	No	
Various	Various	7P3020	2015	Safety improvements at various district wide locations. Open Container funds. Reason: * The project was added due to splitting projects. Split from project 0P3000.	\$2,069	No	
Various	Various	7P3021	2016	Safety improvements at various district wide locations. Open Container funds. Reason: * The project was added to address emerging safety needs.	\$1,863	No	

Projects Added to the 2013-2017 in FY 2013 or in the 2014-2018 Highway and Bridge Construction Schedule

RSMo 21.795.3(2)

(Dollars in Thousands)

County	Route	Job Number	Current SFY Award Date	Description of Improvement / Location	Estimate	'92 Plan
Various	Various	7S3019	2013	Signage for the Trans-America Trail at various locations in the Southwest District. Reason: * The project was added to provide signage.	\$47	No
Various	Various	8P3023	2016	Safety improvements at various district wide locations. Open Container funds. Reason: * The project was added to address emerging safety needs.	\$959	No
Various	Various	8P3030	2014	Payment to Springfield for installation of traffic sensing equipment at various locations in the Ozarks Transportation Organization area. To be let by Springfield. Reason: * The project was added to allow payment for installation of traffic sensing equipment and improve traffic flow.	\$602	No
Various	Various	8P3035	2017	Pavement improvements on various major routes in the urban Southwest District. Reason: * The project was added to improve various pavements.	\$6,473	No

**Projects Added to the 2013-2017 in FY 2013 or in the 2014-2018
Highway and Bridge Construction Schedule**

RSMo 21.795.3(2)

							<i>(Dollars in Thousands)</i>	
County	Route	Job Number	Current SFY Award Date	Description of Improvement / Location	Estimate	'92 Plan		
Vernon	49	7P0797W	2015	Outer road improvements at various locations in Barton, Bates and Vernon Counties. Reason: * The project was added to improve the outer roads.	\$6,452	No		
Webster	44	2I2166P	2014	Job Order Contracting for pavement repair in Webster County. Reason: * The project was added due to splitting projects. Split from project 2I2166.	\$109	No		
Webster	60	7P3007B	2013	Pavement improvements on various sections from Rtes. VV/B in Rogersville to west of Rte. A. Reason: * The project was added due to splitting projects. Split from project 7P3007.	\$6,653	No		
Webster	KK	7P3044	2017	Bridge improvements over the James River. Project involves bridges R0345 and X0793. Reason: * The project was added to improve bridges.	\$2,843	Yes		

Projects Added to the 2013-2017 in FY 2013 or in the 2014-2018
Highway and Bridge Construction Schedule

RSMo 21.795.3(2)

(Dollars in Thousands)

County	Route	Job Number	Current SFY Award Date	Description of Improvement / Location	Estimate	'92 Plan
Bollinger	51	9P3043	2017	Bridge replacement over Dry Creek. Project involves bridge G0319. Reason: * The project was added to replace the bridge.	\$294	No
Bollinger	51	9S3042	2017	Bridge replacement over Cane Creek Overflow. Project involves bridge H0895. Reason: * The project was added to replace the bridge.	\$446	No
Butler	51	9S3014H	2015	Pavement improvements from Rte. 53 to Arkansas State line. Reason: * The project was added due to splitting projects. Split from project 9S3014.	\$667	No
Butler	51	9S3014I	2015	Pavement improvements from Rte. B to Rte. 53. Reason: * The project was added due to splitting projects. Split from project 9S3014.	\$992	No
Butler	60	9P3083	2015	Improve intersection at Township Line Road and Rte. 60 near Poplar Bluff. Reason: * The project was added to improve intersection.	\$502	No

**Projects Added to the 2013-2017 in FY 2013 or in the 2014-2018
Highway and Bridge Construction Schedule**

RSMo 21.795.3(2)

							<i>(Dollars in Thousands)</i>	
County	Route	Job Number	Current SFY Award Date	Description of Improvement / Location	Estimate	'92 Plan		
Butler	60	953016	2013	Pavement replacement at Bus. 60 / Ninth St. intersection and Bus. 67 / Cherry St. intersection in Poplar Bluff. \$14,000 City of Poplar Bluff funds. Reason: * The project was added to implement a cost share/cost participation project.	\$57	No		
Butler	PP	953066	2015	Pavement improvements from end of two lane section to bridge over Pike Creek in Poplar Bluff. Reason: * The project was added to improve pavement.	\$547	No		
Butler	WW	953062	2015	Pavement improvements from Union Pacific Railroad bridge to Rte. 53 in Poplar Bluff. Reason: * The project was added to improve pavement.	\$336	No		
Cape Girardeau	25	953014K	2015	Pavement improvements from Rte. 34 in Jackson to Rte. K. Reason: * The project was added due to splitting projects. Split from project 953014.	\$326	No		

**Projects Added to the 2013-2017 in FY 2013 or in the 2014-2018
Highway and Bridge Construction Schedule**

RSMo 21.795.3(2)

(Dollars in Thousands)

County	Route	Job Number	Current SFY Award Date	Description of Improvement / Location	Estimate	'92 Plan
Cape Girardeau	61	9S3018	2013	Purchase of adaptive traffic signal equipment from Cape Rock Drive to Bloomfield Road in Cape Girardeau. \$140,000 District Competitive Enhancement funds. Reason: * The project was added to provide pedestrian improvements.	\$175	No
Cape Girardeau	61	9S3081	2014	Widen left turn lane along Rte. 61 from Deerwood Lane to Cane Creek Road in Jackson. \$100,000 from city of Jackson. Reason: * The project was added to improve traffic flow.	\$487	No
Cape Girardeau	77	9P3061	2015	Pavement improvements from Rte. 25 north of Chaffee to County Road 434. Reason: * The project was added to improve pavement.	\$1,358	No
Cape Girardeau	D	9S3017	2013	Sidewalk improvements in Oak Ridge on Rte. D. and Rte. E. \$90,000 District Competitive Enhancement funds. Reason: * The project was added to improve the sidewalks.	\$130	No

**Projects Added to the 2013-2017 in FY 2013 or in the 2014-2018
Highway and Bridge Construction Schedule**

RSMo 21.795.3(2)

							<i>(Dollars in Thousands)</i>	
County	Route	Job Number	Current SFY Award Date	Description of Improvement / Location	Estimate	'92 Plan		
Cape Girardeau	Y	9S3053	2015	Pavement improvements from Rte. 61 near Jackson to Rte. V. Reason: * The project was added to improve pavement.	\$650	No		
Carter	21	9P3019	2014	Pavement improvements from Rte. 60 to Rte. 160. \$1,997,000 Repeat Offender funds. Reason: * The project was added to improve roadway and safety.	\$5,521	No		
Carter	M	9S3082	2015	Widen for paved shoulders, flatten curves, and replace bridge from Rte. 60 to County Road M127. Project involves bridge S0242. Reason: * The project was added to provide shoulders, improve curves and replace the bridge.	\$3,064	Yes		
Dunklin	412	9P3077	2015	Improve intersections from Rte. 84 to Rte. VV in Kennett. Reason: * The project was added to improve the intersection.	\$8,122	No		

**Projects Added to the 2013-2017 in FY 2013 or in the 2014-2018
Highway and Bridge Construction Schedule**

RSMo 21.795.3(2)

(Dollars in Thousands)

County	Route	Job Number	Current SFY Award Date	Description of Improvement / Location	Estimate	'92 Plan
Dunklin	53	9P3071	2016	Bridge replacements over St. Francis River and Overflow. Project involves bridges G0433 and K0838. Reason: * The project was added to replace bridges.	\$7,348	No
Dunklin	HH	9S3070	2016	Bridge replacement over Main Ditch. Project involves bridge P0702. Reason: * The project was added to replace the bridge.	\$561	Yes
Dunklin	P	9S3068	2016	Bridge replacement over Buffalo Ditch. Project involves bridge F0965. Reason: * The project was added to replace the bridge.	\$601	Yes
Dunklin	TT	9S3059	2016	Bridge replacements over Sand Slough Ditch, Drainage Ditch No. 8 and Belfountain Ditch. Project involves bridges N0603, N0604 and N0605. Reason: * The project was added to replace bridges.	\$1,785	No

**Projects Added to the 2013-2017 in FY 2013 or in the 2014-2018
Highway and Bridge Construction Schedule**

RSMo 21.795.3(2)

							<i>(Dollars in Thousands)</i>	
County	Route	Job Number	Current SFY Award Date	Description of Improvement / Location	Estimate	'92 Plan		
Howell	101	9P2245D	2014	Pavement improvements from Rte. 160 to Arkansas State line. Reason: * The project was added due to splitting projects. Split from project 9P2245.	\$1,105	No		
Howell	K	9P2245E	2014	Pavement improvements from Rte. KK to Rte. 63. Reason: * The project was added due to splitting projects. Split from project 9P2245.	\$869	No		
Iron	72	9P3058	2018	Bridge replacement over Stouts Creek. Project involves bridge H0393. Reason: * The project was added to replace the bridge.	\$1,416	Yes		
Madison	A	9S3050	2016	Pavement improvements from Rte. 67 to Rte. M. Reason: * The project was added to improve pavement.	\$683	No		

**Projects Added to the 2013-2017 in FY 2013 or in the 2014-2018
Highway and Bridge Construction Schedule**

RSMo 21.795.3(2)

County	Route	Job Number	Current SFY Award Date	Description of Improvement / Location	Estimate	'92 Plan
Mississippi	57	913021	2016	Payment to IDOT for expansion joint repairs for Mississippi River bridge. Project involves bridge A2000. Reason: * The project was added to provide reimbursement for work on shared bridge.	\$267	No
New Madrid	162	953014G	2015	Pavement improvements from I-55 to County Road 434. Reason: * The project was added due to splitting projects. Split from project 9S3014.	\$739	No
New Madrid	60	9P3046	2016	Intersection improvements along Rte. 60 at Rte. E and Rte. FF. Reason: * The project was added to improve the intersection.	\$1,004	No
New Madrid	B	9S3033	2017	Bridge replacement over Drainage Ditch No. 258. Project involves bridge N0649. Reason: * The project was added to replace the bridge.	\$795	No

(Dollars in Thousands)

**Projects Added to the 2013-2017 in FY 2013 or in the 2014-2018
Highway and Bridge Construction Schedule**

RSMo 21.795.3(2)

							<i>(Dollars in Thousands)</i>	
County	Route	Job Number	Current SFY Award Date	Description of Improvement / Location	Estimate	'92 Plan		
New Madrid	H	9S3031	2014	Pavement improvements from beginning of state maintenance to Rte. 61 near Matthews. Reason: * The project was added to improve pavement.	\$552	No		
New Madrid	P	9S3067	2017	Bridge replacement over Main Drainage Ditch No. 5. Project involves bridge X0411. Reason: * The project was added to replace the bridge.	\$802	No		
New Madrid	T	9S3030	2015	Pavement improvements from Rte. 61 to the end of state maintenance. Reason: * The project was added to improve pavement.	\$898	No		
New Madrid	U	9S3034	2017	Bridge replacement over Dry Run Ditch. Project involves bridge N0771. Reason: * The project was added to replace the bridge.	\$447	No		

**Projects Added to the 2013-2017 in FY 2013 or in the 2014-2018
Highway and Bridge Construction Schedule**

RSMo 21.795.3(2)

(Dollars in Thousands)

County	Route	Job Number	Current SFY Award Date	Description of Improvement / Location	Estimate	'92 Plan
New Madrid	W	9S3060	2017	Bridge replacement over Ash Slough Ditch. Project involves bridge A0159. Reason: * The project was added to replace the bridge.	\$562	No
New Madrid	WW	9S3020	2014	Pavement improvements from Rte. U to end of state maintenance. \$1,627,000 FHWA emergency repair funds. Reason: * The project was added to provide emergency pavement repairs.	\$1,819	No
Oregon	P	9S3014C	2015	Pavement improvements from Rte. M to Rte. 160. Reason: * The project was added due to splitting projects. Split from project 9S3014.	\$917	No
Ozark	160	9P3024	2016	Bridge improvements over Bull Shoals Lake near Theodosia. Project involves bridge K0817. Reason: * The project was added to improve the bridge.	\$5,654	No

**Projects Added to the 2013-2017 in FY 2013 or in the 2014-2018
Highway and Bridge Construction Schedule**

RSMo 21.795.3(2)

							<i>(Dollars in Thousands)</i>	
County	Route	Job Number	Current SFY Award Date	Description of Improvement / Location	Estimate	'92 Plan		
Ozark	PP	953075	2018	Bridge replacement over North Fork River. Project involves bridge N0670. Reason: * The project was added to replace the bridge.	\$1,748	Yes		
Pemiscot	155	010976B	2013	Final payment to Tennessee for bridge improvements on bridge A1700R over the Mississippi River. MoDOT payback of 50% of construction cost to Tennessee for fiscal year 2009 project. Reason: * The project was added to provide reimbursement for work on shared bridge.	\$1,942	No		
Pemiscot	164	953014F	2015	Pavement improvements from I-55 east of Steele to Rte. D. Reason: * The project was added due to splitting projects. Split from project 953014.	\$498	No		
Pemiscot	55	9P2244B	2015	Pavement improvements northbound from 3.9 miles south of Rte. 84 to 0.3 mile south of Rte. 84. Reason: * The project was added due to splitting projects. Split from project 9P2244.	\$4,425	No		

**Projects Added to the 2013-2017 in FY 2013 or in the 2014-2018
Highway and Bridge Construction Schedule**

RSMo 21.795.3(2)

(Dollars in Thousands)

County	Route	Job Number	Current SFY Award Date	Description of Improvement / Location	Estimate	'92 Plan
Pemiscot	55	9S3029	2015	Pavement improvements on outer road from Rte. T to Rte. A. Reason: * The project was added to improve pavement.	\$359	No
Pemiscot	A	9S3014E	2015	Pavement improvements from Rte. EE to I-55. Reason: * The project was added due to splitting projects. Split from project 9S3014.	\$1,048	No
Perry	A	9S3056	2016	Pavement improvements from Rte. 61 to the end state maintenance. Reason: * The project was added to improve the pavement.	\$888	No
Perry	C	9S3057	2016	Pavement improvements from Rte. A in Perry County to Rte. 61 in Cape Girardeau County. Reason: * The project was added to improve pavement.	\$852	No
Perry	K	9S3040	2016	Pavement improvements from Rte. B to Rte. O. Reason: * The project was added to improve pavement.	\$465	No

**Projects Added to the 2013-2017 in FY 2013 or in the 2014-2018
Highway and Bridge Construction Schedule**

RSMo 21.795.3(2)

							<i>(Dollars in Thousands)</i>	
County	Route	Job Number	Current SFY Award Date	Description of Improvement / Location	Estimate	'92 Plan		
Scott	55	010956	2017	Interchange improvements south of Scott City. Reason: * The project was added to improve the interchange.	\$15,466	No		
Scott	55	212166U	2014	Job Order Contracting for pavement repair (concrete) from Rte. 60 in Scott County to the Arkansas State line and all of I-155. Reason: * The project was added due to splitting projects. Split from project 212166.	\$136	No		
Scott	55	212166V	2014	Job Order Contracting for pavement repair (asphalt) from Rte. 60 in Scott County to the Arkansas State line and all of I-155. Reason: * The project was added due to splitting projects. Split from project 212166.	\$136	No		
Scott	61	953063	2018	Bridge replacement over the railroad and Rte. M. Project involves bridge J0356. Reason: * The project was added to replace the bridge.	\$1,438	Yes		

**Projects Added to the 2013-2017 in FY 2013 or in the 2014-2018
Highway and Bridge Construction Schedule**

RSMo 21.795.3(2)

County	Route	Job Number	Current SFY Award Date	Description of Improvement / Location	Estimate	'92 Plan
Scott	77	953014J	2015	Pavement improvements from Rte. 61 to Rte. D. Reason: * The project was added due to splitting projects. Split from project 953014.	\$1,025	No
Scott	D	953014M	2015	Pavement improvements from Rte. 77 to Rte. N. Reason: * The project was added due to splitting projects. Split from project 953014.	\$418	No
Scott	M	953084	2014	Replace damaged bridge from County Road 209 to 0.4 mile east of County Road 209. Project involves bridge A8225 over railroad. Reason: * The project was added to provide emergency repairs.	\$2,997	No
Scott	N	953014N	2015	Pavement improvements from Rte. D to Charleston. Reason: * The project was added due to splitting projects. Split from project 953014.	\$839	No

(Dollars in Thousands)

**Projects Added to the 2013-2017 in FY 2013 or in the 2014-2018
Highway and Bridge Construction Schedule**

RSMo 21.795.3(2)

							<i>(Dollars in Thousands)</i>	
County	Route	Job Number	Current SFY Award Date	Description of Improvement / Location	Estimate	'92 Plan		
Scott	N	9S30140	2015	Pavement improvements from the beginning of state maintenance to Rte. E. Reason: * The project was added due to splitting projects. Split from project 9S3014.	\$755	No		
Scott	PP	9S3014L	2015	Pavement improvements from Rte. 61 to Rte. N. Reason: * The project was added due to splitting projects. Split from project 9S3014.	\$663	No		
Shannon	106	9P2245B	2014	Pavement improvements from Rte. H to Rte. 21. Reason: * The project was added due to splitting projects. Split from project 9P2245.	\$4,118	No		
Shannon	99	9S3014B	2015	Pavement improvements from Rte. 60 to Rte. 160. Reason: * The project was added due to splitting projects. Split from project 9S3014.	\$1,552	No		
St. Francois	BB	9S3065	2016	Pavement improvements from Rte. M to Rte. 32. Reason: * The project was added to improve pavement.	\$433	No		

Projects Added to the 2013-2017 in FY 2013 or in the 2014-2018
Highway and Bridge Construction Schedule

RSMo 21.795.3(2)

(Dollars in Thousands)

County	Route	Job Number	Current SFY Award Date	Description of Improvement / Location	Estimate	'92 Plan
St. Francois	C	9S3055	2016	Pavement improvements from Rte. D to Rte. 32. Reason: * The project was added to improve pavement.	\$909	No
St. Francois	E	9S3036	2016	Pavement improvements from Jefferson County line to Bonne Terre. Reason: * The project was added to improve pavement.	\$530	No
St. Francois	F	9S3038	2016	Pavement improvements from Rte. OO to Rte. AA. Reason: * The project was added to improve pavement.	\$467	No
St. Francois	N	9S3035	2016	Pavement improvements from Rte. 32 in Bismark to Rte. 21. Reason: * The project was added to improve pavement.	\$665	No
St. Francois	NN	9S3037	2016	Pavement improvements from Rte. N to Rte. 221. Reason: * The project was added to improve pavement.	\$320	No

**Projects Added to the 2013-2017 in FY 2013 or in the 2014-2018
Highway and Bridge Construction Schedule**

RSMo 21.795.3(2)

							<i>(Dollars in Thousands)</i>
County	Route	Job Number	Current SFY Award Date	Description of Improvement / Location	Estimate	'92 Plan	
St. Francois	O	953039	2016	Pavement improvements, widening for shoulders and rumble stripes from Park Hills to Rte. D. Reason: * The project was added to improve pavement and safety.	\$665	No	
Ste. Genevieve	55	212166S	2014	Job Order Contracting for pavement repair (concrete) from the Jefferson County line to Rte. 60 in Scott County, and all of I-57 in Mississippi County. Reason: * The project was added due to splitting projects. Split from project 212166.	\$136	No	
Ste. Genevieve	55	212166T	2014	Job Order Contracting for pavement repair (asphalt) from the Jefferson County line to Rte. 60 in Scott County, and all of I-57 in Mississippi County. Reason: * The project was added due to splitting projects. Split from project 212166.	\$136	No	
Ste. Genevieve	61	9P3080	2014	Widen left turn lane at Rte. 61 entrance to New Bourbon Port Authority. Reason: * The project was added to improve traffic flow.	\$641	No	

**Projects Added to the 2013-2017 in FY 2013 or in the 2014-2018
Highway and Bridge Construction Schedule**

RSMo 21.795.3(2)

County	Route	Job Number	Current SFY Award Date	Description of Improvement / Location	Estimate	'92 Plan
Ste. Genevieve	M	9S3032	2016	Pavement improvements from Rte. 61 in Ste. Genevieve to Rte. N. Reason: * The project was added to improve pavement.	\$647	No
Stoddard	114	9S3054	2014	Pavement improvements from Rte. 25 to Rte. 60. Reason: * The project was added to improve pavement.	\$4,246	No
Stoddard	25	9P3022	2013	ADA upgrades to sidewalks at various locations in Bernie, Malden and Gideon. \$730,000 Statewide Enhancement funds. Reason: * The project was added to provide ADA improvements.	\$1,021	No
Stoddard	51	9S3015	2013	Bridge improvements at Drainage Ditch #5. Project involves bridge H0142. \$51,063 US Fish and Wildlife Service and \$16,000 from Operating budget. Reason: * The project was added to improve the bridge condition.	\$77	No

(Dollars in Thousands)

**Projects Added to the 2013-2017 in FY 2013 or in the 2014-2018
Highway and Bridge Construction Schedule**

RSMo 21.795.3(2)

							<i>(Dollars in Thousands)</i>
County	Route	Job Number	Current SFY Award Date	Description of Improvement / Location	Estimate	'92 Plan	
Stoddard	AF	9S3052	2014	Pavement improvements from the beginning of state maintenance to Rte. 25. Reason: * The project was added to improve pavement.	\$349	No	
Stoddard	E	9S3041	2014	Pavement improvements from Rte. 25 in Bloomfield to Rte. N. Reason: * The project was added to improve pavement.	\$551	No	
Stoddard	J	9S3023	2014	Payment to the City of Bloomfield for ADA improvements. \$122,000 Statewide Enhancement funds. Reason: * The project was added to allow payment for sidewalk improvements.	\$166	No	
Stoddard	K	9S3069	2017	Bridge replacement over Castor River. Project involves bridge S0168. Reason: * The project was added to replace the bridge.	\$1,128	Yes	

**Projects Added to the 2013-2017 in FY 2013 or in the 2014-2018
Highway and Bridge Construction Schedule**

RSMo 21.795.3(2)

(Dollars in Thousands)

County	Route	Job Number	Current SFY Award Date	Description of Improvement / Location	Estimate	'92 Plan
Stoddard	U	9S3051	2017	Bridge replacement over St. Francois River. Project involves bridge R0318. Reason: * The project was added to replace the bridge.	\$1,158	No
Stoddard	Z	9P2245C	2014	Pavement improvements from Rte. 25 to Rte. 153. Reason: * The project was added due to splitting projects. Split from project 9P2245.	\$643	No
Various	60	9P3009B	2013	Guardrail repairs and upgrades along 60, 63, I-55, and various other major highways. Reason: * The project was added due to splitting projects. Split from project 9P3009.	\$267	No
Various	Various	9P3027	2015	Safety improvements at various district wide locations. Open Container funds. Reason: * The project was added due to splitting projects. Split from project 0P3000.	\$1,886	No
Various	Various	9P3028	2016	Safety improvements at various district wide locations. Open Container funds. Reason: * The project was added to address emerging safety needs.	\$1,832	No

**Projects Added to the 2013-2017 in FY 2013 or in the 2014-2018
Highway and Bridge Construction Schedule**

RSMo 21.795.3(2)

							<i>(Dollars in Thousands)</i>	
County	Route	Job Number	Current SFY Award Date	Description of Improvement / Location	Estimate	'92 Plan		
Various	Various	9P3044	2014	On-call work zone enforcement at various locations in Southeast District. Reason: * The project was added to provide for safer work zones in the Southeast District.	\$25	No		
Various	Various	9P3045	2014	Guardrail repairs and upgrades along Rte. 60, 63, I-55 and various other major highways. Reason: * The project was added to provide guardrail repair on various routes.	\$536	No		
Various	Various	9P3047	2015	Guardrail repairs and upgrades along Rte. 60, 63, I-55 and various other major highways. Reason: * The project was added to provide guardrail repair on various routes.	\$537	No		
Various	Various	9P3048	2016	Guardrail repairs and upgrades along Rte. 60,63, I-55 and various other major highways. Reason: * The project was added to provide guardrail repair on various routes.	\$538	No		

**Projects Added to the 2013-2017 in FY 2013 or in the 2014-2018
Highway and Bridge Construction Schedule**

RSMo 21.795.3(2)

(Dollars in Thousands)

County	Route	Job Number	Current SFY Award Date	Description of Improvement / Location	Estimate	'92 Plan
Various	Various	9P3072	2014	Job Order Contracting for guard cable and guardrail repair throughout the Southeast District. Reason: * The project was added to provide guard cable and guardrail repair on various routes.	\$269	No
Various	Various	9P3073	2015	Job Order Contracting for guard cable and guardrail repair throughout the Southeast District. Reason: * The project was added to provide guard cable and guardrail repair on various routes.	\$269	No
Various	Various	9P3074	2016	Job Order Contracting for guard cable and guardrail repair throughout the Southeast District. Reason: * The project was added to provide guard cable and guardrail repair on various routes.	\$269	No
Various	Various	9P3084	2015	Bridge rail retrofit at various locations in Southeast District. Reason: * The project was added to improve the condition of various bridges.	\$556	No

**Projects Added to the 2013-2017 in FY 2013 or in the 2014-2018
Highway and Bridge Construction Schedule**

RSMo 21.795.3(2)

							<i>(Dollars in Thousands)</i>
County	Route	Job Number	Current SFY Award Date	Description of Improvement / Location	Estimate	'92 Plan	
Various	Various	9S3026	2013	Signage for the Trans-America Trail at various locations in the Southeast District Reason: * The project was added to provide signage.	\$63	No	
Wayne	143	9S3049	2016	Pavement improvements from bridge over Big Creek to Rte. 34. Reason: * The project was added to improve pavement.	\$425	No	
Wayne	67	9P3064	2018	Bridge replacement over Cedar Creek. Project involves bridge A0067. Reason: * The project was added to replace the bridge.	\$2,873	No	
Wright	60	9P3078	2016	Pavement improvements from Whetstone Creek to Cabool. Reason: * The project was added to improve pavement.	\$8,543	No	

**Projects Added to the 2013-2017 in FY 2013 or in the 2014-2018
Highway and Bridge Construction Schedule**

RSMo 21.795.3(2)

County	Route	Job Number	Current SFY Award Date	Description of Improvement / Location	Estimate	'92 Plan
Wright	60	9S3014D	2015	Pavement improvements from Rte. 60 west of Mountain Grove to Rte. 60 east of Mountain Grove. Reason: * The project was added due to splitting projects. Split from project 9S3014.	\$727	No
Wright	95	9S3076	2016	Pavement improvements from Bus. 60 to Clouse Street in Mountain Grove. Reason: * The project was added to improve pavement.	\$150	No
Various	Various	0I3000B	2016	Job Order Contracting for pavement repair on various interstate routes statewide. Reason: * The project was added to repair various pavements.	\$9,057	No
Various	Various	0P3004B	2015	Improvements at various statewide locations. Cost Share/Economic Development funds. Reason: * The project was added to implement cost share/cost participation projects at various statewide locations.	\$7,467	No

(Dollars in Thousands)

**Projects Added to the 2013-2017 in FY 2013 or in the 2014-2018
Highway and Bridge Construction Schedule**

RSMo 21.795.3(2)

							<i>(Dollars in Thousands)</i>
County	Route	Job Number	Current SFY Award Date	Description of Improvement / Location	Estimate	'92 Plan	
Various	Various	0P3004C	2016	Improvements at various statewide locations. Cost Share/Economic Development funds. Reason: * The project was added to implement cost share/cost participation projects at various statewide locations.	\$42,364	No	
Various	Various	0P3004D	2017	Improvements at various statewide locations. Cost Share/Economic Development funds. Reason: * The project was added to implement cost share/cost participation projects at various statewide locations.	\$52,354	No	
Various	Various	0P3004E	2018	Improvements at various statewide locations. Cost Share/Economic Development funds. Reason: * The project was added to implement cost share/cost participation projects at various statewide locations.	\$49,882	No	

**Projects Added to the 2013-2017 in FY 2013 or in the 2014-2018
Highway and Bridge Construction Schedule**

RSMo 21.795.3(2)

(Dollars in Thousands)

County	Route	Job Number	Current SFY Award Date	Description of Improvement / Location	Estimate	'92 Plan
Various	Various	0P3010	2015	Enhancement projects at various statewide locations. Statewide Enhancement Program funds. Reason: * The project was added to provide pedestrian or ADA improvements at various locations.	\$5,194	No
Various	Various	0P3011	2016	Enhancement projects at various statewide locations. Statewide Enhancement Program funds. Reason: * The project was added to provide pedestrian or ADA improvements at various locations.	\$5,043	No
Project Count: 591					Total:	\$1,403,083

Highway and Bridge Construction Schedule RSMo 21.795.2(3)

Introduction

The information in this section is in accordance with the highlighted portion in the following section of the reporting statute. *"(3) The proposed allocation and expenditure of moneys and **the proposed work plan for the current fiscal year, at least the next four years**, and for any period of time expressed in any public transportation plan approved by either the general assembly or by the voters of Missouri. This proposed allocation and expenditure of moneys shall include the amounts of proposed allocation and expenditure of moneys in each of the categories listed in subdivision (1) of this subsection;"* Section 21.795.2(3), RSMo (A.L. 2012 H.B. 1402)

MoDOT has proposed a specific plan for highway construction covering the next five years. The plan relies only on currently anticipated revenues, and it specifies projects assumed to be placed under contract or authorized for right-of-way acquisition in the state fiscal years 2014 through 2018. As each year of the plan is completed, a new year is added. This plan also includes other modes of transportation.

The 2014–2018 STIP incorporates new projects in 2018. This happens each year – as one year of projects is completed, another year is added. The construction schedule identifies all projects located on the state system.

Missouri Regional Planning Commissions and Metropolitan Planning Organizations

1. Boonslick Regional Planning Commission 636-456-3473
2. Bootheel Regional Planning & Economic Development Commission 573-614-5178
3. Capital Area Metropolitan Planning Organization 573-634-6410
4. Columbia Area Transportation Study Organization 573-874-7239
5. East-West Gateway Council of Governments* 314-421-4220
6. Green Hills Regional Planning Commission 660-359-5636
7. Harry S Truman Coordinating Council 417-649-6400
8. Joplin Area Transportation Study Organization 417-624-0820
9. Kaysinger Basin Regional Planning Commission 660-895-3393
10. Lake of the Ozarks Council of Local Governments 573-346-5692
11. Mark Twain Regional Council of Governments 573-565-2203
12. Meramec Regional Planning Commission 573-265-2993
13. Mid-America Regional Council* 816-474-4240
14. Mid-Missouri Regional Planning Commission 573-657-9779
15. Mo-Kan Regional Council 816-233-3144
16. Northeast Missouri Regional Planning Commission 660-465-7281
17. Northwest Missouri Regional Council of Governments 660-582-5121
18. Ozark Foothills Regional Planning Commission 573-795-6402
19. Ozarks Transportation Organization 417-865-3042
20. Pioneer Trails Regional Planning Commission 660-463-7934
21. St. Joseph Area Transportation Study Organization 816-271-4653
22. South Central Ozark Council of Governments 417-256-4226
23. Southeast Metropolitan Planning Organization 573-339-6327
24. Southeast Missouri Regional Planning & Economic Development Commission 573-547-8357
25. Southwest Missouri Council of Governments 417-836-6900

* = Organizations functioning as both RPC and MPO
(Boundaries for the Mid-America Regional Council RPC and MPO vary)

MoDOT District

19 Regional Planning Commission

8 Metropolitan Planning Organization

★ MoDOT District Office

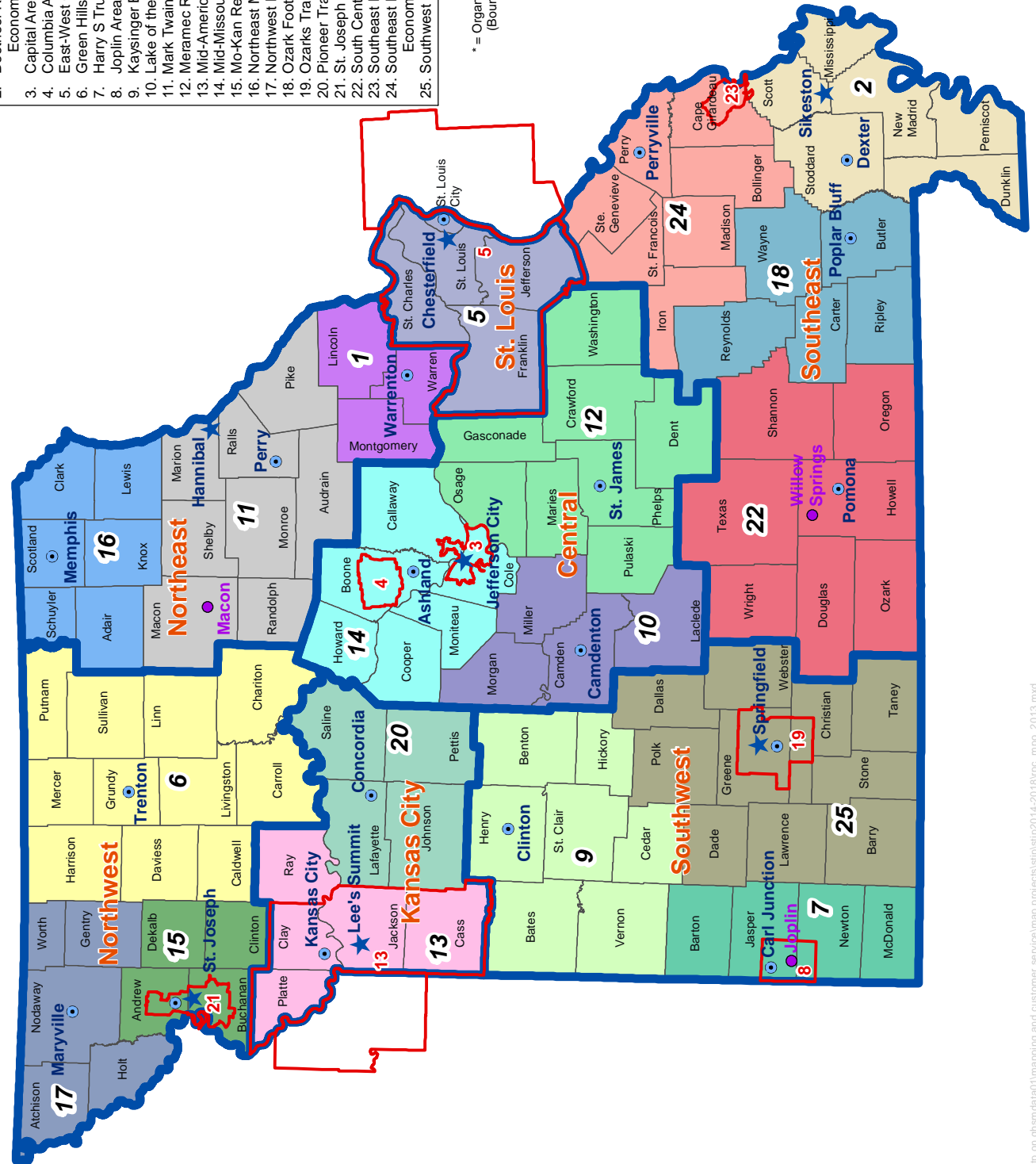
● Regional Office

● RPC Office

MoDOT Districts 1-888-ASK-MODOT (275-6636)

Prepared by
Missouri Department of Transportation
Transportation Planning
www.modot.org

July 9, 2013



Missouri Department of Transportation

Contact Information

Northwest District

Mr. Don Wichern, District Engineer
3602 North Belt Highway
St. Joseph, MO 64506-1399
Tel.: 816-387-2350
Fax: 816-387-2359

Kansas City District

Mr. Dan Niec, District Engineer
600 Northeast Colbern Road
Lee's Summit, MO 64086-4712
Tel.: 816-622-6500
Fax: 816-622-0699

Central Office

Mr. Dave Nichols, Director
P.O. Box 270
Jefferson City, MO 65102-0270
Tel.: 1-888-ASK-MoDOT
Fax: 573-751-6555
www.modot.org

Transportation Planning

Ms. Mabelle Watkins,
Transportation Planning Director
P.O. Box 270
Jefferson City, MO 65102-0270
Tel.: 573-526-1374
Fax: 573-526-8052

Northeast District

Ms. Paula Gough, District Engineer
1711 South Highway 61
P.O. Box 1067
Hannibal, MO 63401-1067
Tel.: 573-248-2490
Fax: 573-248-2467

Central District

Mr. David Silvester,
District Engineer
1511 Missouri Boulevard
P.O. Box 718
Jefferson City, MO 65102-0718
Tel.: 573-751-3322
Fax: 573-522-1059

St. Louis District

Mr. Greg Horn,
Interim District Engineer
1590 Woodlake Drive
Chesterfield, MO 63017-5712
Tel.: 314-275-1500
Fax: 314-340-4119

Southwest District

Ms. Becky Baltz, District Engineer
3025 East Kearney Street
P.O. Box 868
Springfield, MO 65801-0868
Tel.: 417-895-7600
Fax: 417-895-7711

Southeast District

Mr. Mark Shelton,
District Engineer
2675 North Main Street
P.O. Box 160
Sikeston, MO 63801-0160
Tel.: 573-472-5333
Fax: 573-472-5351

Regional Planning Commissions and Metropolitan Planning Organizations Contact Information

Boonslick Regional Planning Commission

Mr. Steve Etcher
Executive Director
111 Steinhagen
P.O. Box 429
Warrenton, MO 63383-0429
Tel.: 636-456-3473
Fax: 636-456-2329
Email: etcher@boonslick.org

Columbia Area Transportation Study Organization

Mr. Tim Teddy
Director of Planning and Development
City of Columbia
701 East Broadway, City Building
P.O. Box 6015
Columbia, MO 65205-6015
Tel.: 573-874-7239
Fax: 573-874-7546
Email: ttteddy@gocolumbiamo.org

Harry S Truman Coordinating Council

Mr. Harry Rogers
Executive Director
800 E. Pennell
Carl Junction, MO 64834-9502
Tel.: 417-649-6400
Fax: 417-649-6409
Email: hrogers@hstcc.org

Boothel Regional Planning and Economic Development Commission

Mr. Stephen Duke
Executive Director
105 E. North Main
Dexter, MO 63841-1770
Tel.: 573-614-5178
Fax: 573-614-5182
Email: sduke@newwavcomm.net

East-West Gateway Council of Governments

Mr. Ed Hillhouse
Executive Director
One Memorial Drive, Suite 1600
St. Louis, MO 63102-2451
Tel.: 314-421-4220
Fax: 314-421-6120
Email: Ed.Hillhouse@ewgateway.org

Joplin Area Transportation Study Organization

Mr. Troy Bolander
Planning & Community Development Manager
City of Joplin
602 South Main Street
Joplin, MO 64801-2316
Tel.: 417-624-0820, ext. 510
Fax: 417-625-4738
Email: tbolande@joplinmo.org

Capital Area Metropolitan Planning Organization

Ms. Janice McMillan
Director of Planning & Protective Services
City of Jefferson
320 East McCarty Street
Jefferson City, MO 65101-3198
Tel.: 573-634-6410
Fax: 573-634-6457
Email: jmcmillan@jeffcitymo.org

Green Hills Regional Planning Commission

Mr. Randy Railsback
Executive Director
1104 Main Street
P.O. Box 28
Trenton, MO 64683-0028
Tel.: 660-359-5636
Fax: 660-359-3096
Email: randy@ghrpc.org

Kaysinger Basin Regional Planning Commission

Mr. Austin Mount
Executive Director
908 North 2nd Street
Clinton, MO 64735-1453
Tel.: 660-885-3393
Fax: 660-885-4166
Email: austin@kaysinger.com

Regional Planning Commissions and Metropolitan Planning Organizations Contact Information

Lake of the Ozarks Council of Local Governments

Ms. Linda Conner
Executive Director
P.O. Box 3553
Camdenton, MO 65020-3553
Tel.: 573-346-5692
Fax: 573-346-9686
Email: Linda.Conner@loclg.org

Mark Twain Regional Council of Governments

Ms. Robin Fitzgerald
Executive Director
42494 Delaware Lane
Perry, MO 63462-2129
Tel.: 573-565-2203
Fax: 573-565-2205
Email: fitzgeraldcog@rallsttech.com

Meramec Regional Planning Commission

Ms. Bonnie Prigge
Executive Director
4 Industrial Drive
St. James, MO 65559-1689
Tel.: 573-265-2993
Fax: 573-265-3550
Email: BPrigge@meramecregion.org

Mid-America Regional Council

Mr. David Warm
Executive Director
600 Broadway, Suite 200
Kansas City, MO 64105-1659
Tel.: 816-474-4240
Fax: 816-421-7758
Email: dwarm@marc.org

Mid-Missouri Regional Planning Commission

Mr. Edward Siegmund
Executive Director
206 E. Broadway
P.O. Box 140
Ashland, MO 65010-0140
Tel.: 573-657-9779
Fax: 573-657-2829
Email: edwardsiegmund@mmrpc.org

Mo-Kan Regional Council

Mr. Tom Bliss
Executive Director
224 N. 7th St.
St. Joseph, MO 64501-2309
Tel.: 816-233-3144
Fax: 816-233-8498
Email: tom@mo-kan.org

Northeast Missouri Regional Planning Commission

Mr. David Davison
Executive Director
121 S. Cecil
P.O. Box 248
Memphis, MO 63555-0248
Tel.: 660-465-7281
Fax: 660-465-7163
Email: davedavison@nemorpc.org

Northwest Missouri Regional Council of Governments

Mr. Tye Parsons
Executive Director
114 West 3rd Street
Maryville, MO 64468-2237
Tel.: 660-582-5121
Fax: 660-582-7264
Email: tye@nwmorcog.org

Ozark Foothills Regional Planning Commission

Ms. Felicity Brady
Executive Director
3019 Fair Street
Poplar Bluff, MO 63901-7044
Tel.: 573-785-6402
Fax: 573-686-5467
Email: felicity@ofrpc.org

Regional Planning Commissions and Metropolitan Planning Organizations Contact Information

Ozarks Transportation Organization

Mrs. Sara Fields
Executive Director
205 Park Central East, Suite 205
Springfield, MO 65806-1308
Tel.: 417-865-3042
Fax: 417-862-6013
Email: sfields@ozarkstransportation.org

Pioneer Trails Regional Planning Commission

Mr. Randy White
Executive Director
802 S. Gordon St., Room 102
P.O. Box 123
Concordia, MO 64020-0123
Tel.: 660-463-7934
Fax: 660-463-7944
Email: randy@trailsrc.org

St. Joseph Area Transportation Study Organization

Mr. Andy Clements
Asst. Director of Public Works & Transportation
City of St. Joseph, City Hall
1100 Frederick Avenue
St. Joseph, MO 64501-2377
Tel.: 816-271-4653
Fax: 816-271-5355
Email: aclements@ci.st-joseph.mo.us

South Central Ozark Council of Governments

Mr. Johnny Murrell
Executive Director
4407 County Road 2340
P.O. Box 100
Pomona, MO 65789-0100
Tel.: 417-256-4226
Fax: 417-256-6188
Email: jmurrell@scocog.org

Southeast Metropolitan Planning Organization

Mr. Ryan Shrimplin
Acting Executive Director
401 Independence
Cape Girardeau, MO 63703
Tel: 573-339-6327
Fax: 573-339-6303
Email: rshrimplin@cityofcapegirardeau.org

Southeast Missouri Regional Planning and Economic Development Commission

Mr. Chauncy Buchheit
Executive Director
1 West St. Joseph Street
P.O. Box 366
Perryville, MO 63775-0366
Tel: 573-547-8357
Fax: 573-547-7283
Email: cbuchheit@semorpc.org

Southwest Missouri Council of Governments

Ms. Diane May
Executive Director
901 S. National Avenue
Springfield, MO 65897-0027
Tel.: 417-836-6900
Fax: 417-836-4146
Email: dianemay@missouristate.edu

Glossary of Acronyms

Document Acronyms

CE	Construction Engineering
DED	Department of Economic Development
DEMO	Demonstration
FFY	Federal Fiscal Year (ex. October 2000 - September 2001)
FHWA	Federal Highway Association
ITS	Intelligent Transportation System
L RTP	Long-Range Transportation Plan
MPO	Metropolitan Planning Organization
PE	Preliminary Engineering
R/W	Right of Way
SFY	State Fiscal Year (ex. July 2000 - June 2001)
STIP	Statewide Transportation Improvement Program
STP	Surface Transportation Program
TEA-21	Transportation Efficiency Act for the Twenty-first Century
TIP	Transportation Improvement Program
TMA	Transportation Management Area

Federal Funding Category Acronyms

NHPP	National Highway Performance Program
STP	Surface Transportation Program

MPO Acronyms

CAMPO	Capital Area Metropolitan Planning Organization
CATSO	Columbia Area Transportation Study Organization
EWGCOG	East-West Gateway Council of Governments
JATSO	Joplin Area Transportation Study Organization
MARC	Mid-America Regional Council
OTO	Ozarks Transportation Organization
SEMPO	Southeast Metropolitan Planning Organization
SJATSO	St. Joseph Area Transportation Study Organization



2014 - 2018 Scoping and Design Projects

Transportation Planning

P.O. Box 270
Jefferson City, MO 65102

		STATE FISCAL YEAR PROJECT BUDGETING (ENGINEERING)			
		Prior Prog.	7/2013- 6/2014	7/2014- 6/2018	
County: Andrew Route: RT O Anticipated Federal Category: NHPP	Job No: 150559 Scoping for bridge improvements over the Platte River, 1.5 miles west of Rte. Z at Cosby. Future Cost: 2,001 - 5,000	Fed 4	State 1	Local 0	0
County: Atchison Route: MO 111 Anticipated Federal Category: S.T.P.	Job No: 153055 Scoping for bridge improvements over Mill Creek 1 mile south of Rte. Z, near Corning. Future Cost: 1,001 - 2,000	AC-State 4	State 1	Local 0	0
County: Atchison Route: RT J Anticipated Federal Category: NHPP	Job No: 153054 Scoping for bridge improvements over Tarkio River 0.6 mile east of Fairfax. Future Cost: 5,001 - 10,000	Fed 4	State 1	Local 0	0
County: Buchanan Route: US 169 Anticipated Federal Category: NHPP	Job No: 1U0752 Scoping for congestion and pavement improvements from I-29 south interchange to Rte. AC in St. Joseph. Future Cost: 1,001 - 2,000	AC-State 8	State 2	Local 0	37
County: Buchanan Route: IS 229 Anticipated Federal Category: NHPP	Job No: 113053 Scoping for bridge improvements on I-229 viaduct in downtown St. Joseph. Future Cost: 10,001 - 15,000	Fed 12	State 3	Local 0	0
County: Buchanan Route: IS 29 Anticipated Federal Category: NHPP	Job No: 112203 Scoping for interchange improvements at Rte. 169 south (Belt Hwy.) in St. Joseph. Future Cost: 10,001 - 15,000	AC-State 12	State 3	Local 0	16
County: Buchanan Route: MO 371 Anticipated Federal Category: S.T.P.	Job No: 153076 Scoping to improve pavement condition and shoulders from Rte. 752 in St. Joseph to Platte County. Future Cost: 1,001 - 2,000	AC-State 4	State 1	Local 0	0
County: Buchanan Route: MO 6 Anticipated Federal Category: S.T.P.	Job No: 1P3072 Scoping to improve pavement condition and improve shoulders from east of Rte. AC to Rte. 31, near St. Joseph. Future Cost: 1,001 - 2,000	AC-State 4	State 1	Local 0	0
County: Buchanan Route: RT AC Anticipated Federal Category: S.T.P.	Job No: 153030 Scoping for interchange improvements at intersection with US 36 in St. Joseph. Future Cost: 2,001 - 5,000	AC-State 4	State 1	Local 0	5



2014 - 2018 Scoping and Design Projects

		STATE FISCAL YEAR PROJECT BUDGETING (ENGINEERING)						
		Prior Prog.	7/2013- 6/2014	7/2014- 6/2018	7/2014- 6/2018			
County: Buchanan Route: RT DD Anticipated Federal Category: NHPP	Job No: 152192 Scoping for bridge improvements over I-29; 1 mile east of Rte. 371, near Faucett.	Fed 8	State 2	Local 0	Future Cost: 2,001 - 5,000	6	5	5
County: Buchanan Route: RT U Anticipated Federal Category: NHPP	Job No: 153058 Scoping for bridge improvements over Contrary Creek, 5.5 miles east of Rte. 59 near St. Joseph.	Fed 4	State 1	Local 0	Future Cost: 301 - 1,000	0	5	0
County: Caldwell Route: MO 13 Anticipated Federal Category: NHPP	Job No: 1P0434 Scoping for bridge improvements over Log Creek 0.5 mile south of Rte. HH south near Kingston.	Fed 4	State 1	Local 0	Future Cost: 2,001 - 5,000	15	5	0
County: Clinton Route: US 69 Anticipated Federal Category: S.T.P.	Job No: 153029 Scoping for pavement and shoulder improvements from I-35 south of Cameron to Rte. 116.	AC-State 4	State 1	Local 0	Future Cost: 1,001 - 2,000	0	5	0
County: Clinton Route: US 69 Anticipated Federal Category: NHPP	Job No: 153059 Scoping for bridge improvements over I-35; 4.4 miles south of Cameron.	Fed 4	State 1	Local 0	Future Cost: 301 - 1,000	0	5	0
County: Daviess Route: MO 13 Anticipated Federal Category: NHPP	Job No: 150579 Scoping for bridge improvements over Honey Creek, 0.8 mile north of Rte. HH near Gallatin.	Fed 4	State 1	Local 0	Future Cost: 2,001 - 5,000	2	5	0
County: Dekalb Route: MO 33 Anticipated Federal Category: S.T.P.	Job No: 151045 Scoping for pavement improvements from Rte. 6 to Rte. 36, near Maysville.	AC-State 4	State 1	Local 0	Future Cost: 1,001 - 2,000	0	5	0
County: Dekalb Route: US 36 Anticipated Federal Category: NHPP	Job No: 1P0875 Scoping for bridge improvements and interchange revisions at intersection with I-35 in Cameron.	Fed 4	State 1	Local 0	Future Cost: 2,001 - 5,000	21	5	0
County: Holt Route: RT A Anticipated Federal Category: NHPP	Job No: 153060 Scoping for bridge improvements over the Nodaway River, 1 mile east of Rte. 113 near Maitland.	Fed 4	State 1	Local 0	Future Cost: 1,001 - 2,000	0	5	0



2014 - 2018 Scoping and Design Projects

Transportation Planning

P.O. Box 270
Jefferson City, MO 65102

		STATE FISCAL YEAR PROJECT BUDGETING (ENGINEERING)		
		Prior Prog.	7/2013- 6/2014	7/2014- 6/2018
County: Holt Route: RT B Anticipated Federal Category: NHPP	Job No: 153061 Scoping for bridge improvements over I-29 near Oregon. Federal: 4 State: 1 Local: 0 Future Cost: 301 - 1,000	0	5	0
County: Holt Route: RT T Anticipated Federal Category: NHPP	Job No: 153062 Scoping for bridge improvements over Mill Creek 1.8 miles south of Rte. 111 near Forest City. Federal: 4 State: 1 Local: 0 Future Cost: 301 - 1,000	0	5	0
County: Holt Route: RT T Anticipated Federal Category: NHPP	Job No: 153070 Scoping for bridge improvements over Spring Creek, 0.5 mile south of Rte. O near Oregon. Federal: 4 State: 1 Local: 0 Future Cost: 301 - 1,000	0	5	0
County: Holt Route: RT T Anticipated Federal Category: NHPP	Job No: 153071 Scoping for bridge improvements over Easter Creek, 0.8 mile north of Rte. U near Oregon. Federal: 4 AC-State: 1 Local: 0 Future Cost: 301 - 1,000	0	5	0
County: Nodaway Route: MO 46 Anticipated Federal Category: NHPP	Job No: 150447 Scoping for bridge improvements over Big Slu and Florida Creek, 0.8 mile and 0.7 mile west of Rte. AB near Maryville. Federal: 4 State: 1 Local: 0 Future Cost: 2,001 - 5,000	37	5	0
County: Nodaway Route: MO 46 Anticipated Federal Category: NHPP	Job No: 150616 Scoping for bridge improvements over West Yellow Creek, 2.9 miles east of Rte. AB near Milan. Federal: 4 State: 1 Local: 0 Future Cost: 2,001 - 5,000	1	5	0
County: Nodaway Route: US 71 Anticipated Federal Category: NHPP	Job No: 1P3056 Scoping for bridge improvements over White Cloud Creek south of Rte. M near Barnard. Federal: 4 State: 1 Local: 0 Future Cost: 1,001 - 2,000	0	5	0
County: Nodaway Route: RT JJ Anticipated Federal Category: NHPP	Job No: 153057 Scoping for bridge improvements over Middle Fork of 102 River, 0.4 mile east of Rte. 148 near Hopkins. Federal: 4 State: 1 Local: 0 Future Cost: 301 - 1,000	0	5	0
County: Nodaway Route: RT U Anticipated Federal Category: NHPP	Job No: 150623 Scoping for bridge improvements over 102 River, 2.2 miles east of Rte. 71 near Arkoe. Federal: 4 State: 1 Local: 0 Future Cost: 2,001 - 5,000	1	5	0



2014 - 2018 Scoping and Design Projects

		STATE FISCAL YEAR PROJECT BUDGETING (ENGINEERING)			
		Prior Prog.	7/2013- 6/2014	7/2014- 6/2018	
County: Putnam Route: MO 5 Anticipated Federal Category: S.T.P.	Job No: 1P3073 Scoping to improve pavement condition and shoulders from Rte. 136 at Unionville to Rte. 6 near Milan. AC-State 4 State 1 Local 0 Future Cost: 2,001 - 5,000	0	5	0	
County: Sullivan Route: MO 5 Anticipated Federal Category: S.T.P.	Job No: 1P3074 Scoping to improve pavement condition and improve shoulders from Rte. 6, south of Milan, to Rte. 36. AC-State 4 State 1 Local 0 Future Cost: 2,001 - 5,000	0	5	0	
County: Sullivan Route: MO 6 Anticipated Federal Category: NHPP	Job No: 1P3077 Scoping for bridge improvements over West Yellow Creek, 0.5 mile east of Rte. P near Milan. Fed 4 State 1 Local 0 Future Cost: 1,001 - 2,000	0	5	0	
County: Various Route: Various Anticipated Federal Category: State	Job No: 1S3078 Surveying to sell excess right of way parcels at various locations in the Northwest District. Fed 0 State 50 Local 0 Future Cost: 0	0	50	0	
		141	210	20	District Engineering Total:



2014 - 2018 Scoping and Design Projects

Transportation Planning

P.O. Box 270
Jefferson City, MO 65102

	2014	2015	2016	2017	2018
State	82	4	0	0	0
AC-State	48	8	0	0	0
Local	0	0	0	0	0
Sub-total State	130	12	0	0	0
Federal					
Sub-total Federal	80	8	0	0	0
Grand Total	210	20	0	0	0



2014 - 2018 Scoping and Design Projects

		STATE FISCAL YEAR PROJECT BUDGETING (ENGINEERING)		
		Prior Prog.	7/2013- 6/2014	7/2014- 6/2018
County: Adair Route: BU 63 Anticipated Federal Category: S.T.P.	Job No: 2P2215 Scoping for pavement improvements from Rte. 6 west junction to Rte. 6 east junction in Kirksville. AC-State 2 State 0 Local 0 Future Cost: 1,001 - 2,000	12	2	0
County: Audrain Route: US 54 Anticipated Federal Category: NHPP	Job No: 3P2205 Scoping for pavement improvements from Rte. 54 north junction to Rte. 54 south junction, near Martinsburg. AC-State 2 State 0 Local 0 Future Cost: 301 - 1,000	13	2	0
County: Audrain Route: RT J Anticipated Federal Category: NHPP	Job No: 2S3004 Scoping for bridge replacement over Littleby Creek 0.2 mile west of Rte. O near Rush Hill. Project involves bridge K0973. Fed 2 State 0 Local 0 Future Cost: 301 - 1,000	2	2	0
County: Clark Route: US 61 Anticipated Federal Category: NHPP	Job No: 2P3062 Hydraulic study and scoping for roadway improvements from the Iowa State line to Rte. 136 near Alexandria. AC-State 76 State 19 Local 0 Future Cost: 2,001 - 5,000	5	95	0
County: Clark Route: RT Y Anticipated Federal Category: NHPP	Job No: 3S2220 Scoping for bridge improvements over Honey Creek 1.3 miles west of Rte. 81 near Kahoka. Project involves bridge R0505. Fed 2 State 0 Local 0 Future Cost: 301 - 1,000	2	2	0
County: Knox Route: MO 6 Anticipated Federal Category: NHPP	Job No: 3P2151 Scoping for pavement and shoulder improvements from Rte. 15 north junction in Knox County east to Rte. 61 in Marion County. AC-State 2 State 0 Local 0 Future Cost: 2,001 - 5,000	28	2	0
County: Lincoln Route: MO 47 Anticipated Federal Category: S.T.P.	Job No: 2P3014 Scoping for pavement and shoulder improvements from 0.3 mile west of Rtes. H and J in Troy to Rtes. A and D in Hawk Point. AC-State 4 State 1 Local 0 Future Cost: 5,001 - 10,000	5	5	0
County: Lincoln Route: US 61 Anticipated Federal Category: NHPP	Job No: 3P0596B Scoping for corridor improvements from Rte. KK South junction in Lincoln County south to Rte. A in St. Charles County. AC-State 2 State 0 Local 0 Future Cost: 50,001 - 75,000	87	2	0



2014 - 2018 Scoping and Design Projects

Transportation Planning

P.O. Box 270
Jefferson City, MO 65102

		STATE FISCAL YEAR PROJECT BUDGETING (ENGINEERING)		
		Prior Prog.	7/2013- 6/2014	7/2014- 6/2018
County: Lincoln Route: US 61 Anticipated Federal Category: NHPP	Job No: 3P2213 Scoping for bridge improvements on northbound and southbound lanes over Cuivre River 1.7 miles north of Rte. 47, near Troy. Project involves twin bridges A2601. Potential Design/Build project. Future Cost: 10,001 - 15,000	Fed 2 State 0 Local 0	2	0
County: Lincoln Route: RT M Anticipated Federal Category: NHPP	Job No: 2S3005 Scoping for bridge replacement over King's Lake 1.9 miles east of Rte. 79 near Elsberry. Future Cost: 301 - 1,000	Fed 2 State 0 Local 0	2	0
County: Lincoln Route: RT MM Anticipated Federal Category: NHPP	Job No: 3S2184 Scoping for bridge improvements over Crooked Creek 1.5 miles south of Rte. C. Project involves bridge R0208. Future Cost: 301 - 1,000	Fed 2 State 0 Local 0	34	0
County: Macon Route: US 63 Anticipated Federal Category: NHPP	Job No: 2P2216 Scoping for pavement improvements on Rte. 63 and Bus. 36 in Macon. Future Cost: 1,001 - 2,000	AC-State 2 State 0 Local 0	14	0
County: Macon Route: US 63 Anticipated Federal Category: NHPP	Job No: 2P3042 Scoping for interchange improvements at Rte. 36 in Macon. Future Cost: 301 - 1,000	AC-State 2 State 0 Local 0	0	0
County: Marion Route: US 61 Anticipated Federal Category: NHPP	Job No: 3P2226 Scoping for pavement improvements from 0.4 mile north of Rte. 168 to just north of Warren Barrett Drive in Hannibal. Future Cost: 1,001 - 2,000	AC-State 2 State 0 Local 0	25	0
County: Marion Route: RT A Anticipated Federal Category: NHPP	Job No: 2S3045 Scoping for bridge improvements over South Fabius River 0.8 mile east of Rte. M near Palmyra. Project involves bridge X0345. Future Cost: 301 - 1,000	Fed 2 State 0 Local 0	0	0
County: Monroe Route: RT Z Anticipated Federal Category: NHPP	Job No: 3S2164 Scoping for bridge improvements over Brush Creek 1.9 miles north of Rte. D. Project involves bridge R0056. Future Cost: 1 - 300	Fed 2 State 0 Local 0	6	0
County: Montgomery Route: MO 161 Anticipated Federal Category: NHPP	Job No: 3S2217 Scoping for bridge improvements over I-70 near Mineola. Project involves bridge A0227. Future Cost: 301 - 1,000	Fed 2 State 0 Local 0	2	0



2014 - 2018 Scoping and Design Projects

		STATE FISCAL YEAR PROJECT BUDGETING (ENGINEERING)			
		Prior Prog.	7/2013- 6/2014	7/2014- 6/2018	7/2014- 6/2018
County: Montgomery Route: OR 70 Anticipated Federal Category: State	Job No: 253049 Scoping for guardrail and fencing improvements at various locations in Montgomery and Warren Counties. Future Cost: 2,001 - 5,000	Fed 0 State 2 Local 0	2	0	0
County: Pike Route: US 54 Anticipated Federal Category: NHPP	Job No: 3P2209 Environmental Assessment and location study for Champ Clark bridge over Mississippi River at Louisiana. Project involves bridge K0932. Potential Design/Build project. Future Cost: 1 - 300	Fed 100 State 25 Local 0	125	0	0
County: Pike Route: MO 79 Anticipated Federal Category: NHPP	Job No: 2P3035B Scoping for bridge improvements over Noix Creek 1.1 miles north of Rte. D and over Buffalo Creek 0.6 mile south of Rte. D, near Louisiana. Project involves bridges K0487 and K0313. Future Cost: 1,001 - 2,000	Fed 93 State 23 Local 0	116	0	0
County: Pike Route: MO 79 Anticipated Federal Category: S.T.P.	Job No: 2P3035E Scoping for roadway improvements from 1 mile north of Rte. N to Rte. N near Clarksville. Future Cost: 2,001 - 5,000	AC-State 93 State 23 Local 0	116	0	0
County: Pike Route: MO 79 Anticipated Federal Category: NHPP	Job No: 3P2201 Scoping for bridge improvements over Big Calumet Creek 0.6 mile south of Rte. N near Clarksville. Project involves bridge K0317. Future Cost: 1,001 - 2,000	Fed 2 State 0 Local 0	131	0	0
County: Pike Route: RT C Anticipated Federal Category: NHPP	Job No: 3S2219 Scoping for bridge improvements over Crooked Branch 2.4 miles west of Rte. E near Frankford. Future Cost: 301 - 1,000	Fed 2 State 0 Local 0	2	0	0
County: Pike Route: RT N Anticipated Federal Category: S.T.P.	Job No: 2P3035C Scoping for roadway and shoulder improvements from Rte. D to Rte. 79 near Clarksville. Future Cost: 2,001 - 5,000	AC-State 126 State 32 Local 0	158	0	0
County: Pike Route: Various Anticipated Federal Category: S.T.P.	Job No: 2P3035D Scoping for roadway and intersection improvements from Rte. N to Rte. 61 near Eolia. Future Cost: 10,001 - 15,000	AC-State 499 State 125 Local 0	623	0	0



2014 - 2018 Scoping and Design Projects

Transportation Planning

P.O. Box 270
Jefferson City, MO 65102

		STATE FISCAL YEAR PROJECT BUDGETING (ENGINEERING)		
		Prior Prog.	7/2013- 6/2014	7/2014- 6/2018
County: Ralls Route: US 61 Anticipated Federal Category: NHPP	Job No: 3P2234 Scoping for bridge improvements on northbound lanes over Salt River 0.1 mile south of Rte. O near New London. Project involves bridge A1062. Future Cost: 1,001 - 2,000	Fed 2	State 0	Local 0
County: Ralls Route: RT A Anticipated Federal Category: NHPP	Job No: 2S3047 Scoping for bridge improvements over Salt River 1.9 miles west of Rte. H near Center. Future Cost: 1,001 - 2,000	Fed 2	State 0	Local 0
County: Ralls Route: RT H Anticipated Federal Category: NHPP	Job No: 2S3046 Scoping for bridge improvements over Salt River 1.2 miles north of Rte. A near Center. Project involves bridge R0434. Future Cost: 1,001 - 2,000	Fed 2	State 0	Local 0
County: Randolph Route: US 63 Anticipated Federal Category: NHPP	Job No: 2P2213 Scoping for pavement improvements from the Boone County line to Moberly. Future Cost: 2,001 - 5,000	AC-State 2	State 0	Local 0
County: Randolph Route: BU 63 Anticipated Federal Category: S.T.P.	Job No: 2P2214 Scoping for pavement improvements from south of Rte. 63 to south of Rte. EE in Moberly. Future Cost: 301 - 1,000	AC-State 2	State 0	Local 0
County: Randolph Route: RT DD Anticipated Federal Category: NHPP	Job No: 2S3044 Scoping for bridge improvements over Walnut Creek 1.9 miles west of Rte. Z near Cairo. Project involves bridge N0225. Future Cost: 1 - 300	Fed 2	State 0	Local 0
County: Randolph Route: RT EE Anticipated Federal Category: NHPP	Job No: 2S3048 Scoping for bridge improvements over Coon Creek 3.5 miles east of Rte. 63 near Moberly. Project involves bridge N0226. Future Cost: 1 - 300	Fed 2	State 0	Local 0
County: Schuyler Route: US 63 Anticipated Federal Category: NHPP	Job No: 2P2194 Scoping for bridge improvements over North Fork Middle Fabius River 1.6 miles north of Rte. 136 near Lancaster. Project involves bridge L0136. Future Cost: 301 - 1,000	Fed 2	State 0	Local 0



2014 - 2018 Scoping and Design Projects

		STATE FISCAL YEAR PROJECT BUDGETING (ENGINEERING)			
		Prior Prog.	7/2013- 6/2014	7/2014- 6/2018	
County: Schuyler Route: US 63 Anticipated Federal Category: NHPP	Job No: 2P2212 AC-State 2 State 0 Local 0 Future Cost: 1,001 - 2,000	6	2	0	
County: Various Route: Various Anticipated Federal Category: State	Job No: 2P3037 Fed 0 State 50 Local 0 Future Cost: 0	0	50	0	
County: Various Route: Various Anticipated Federal Category: NHPP	Job No: 2P3059 Fed 2 State 0 Local 0 Future Cost: 2,001 - 5,000	0	1	1	
County: Various Route: Various Anticipated Federal Category: State	Job No: 3O2212 Fed 0 State 2 Local 0 Future Cost: 0	152	2	0	
County: Warren Route: MO 94 Anticipated Federal Category: NHPP	Job No: 2S2006 Fed 2 State 0 Local 0 Future Cost: 301 - 1,000	2	2	0	
County: Warren Route: MO 94 Anticipated Federal Category: NHPP	Job No: 3S2187 AC-State 818 Fed 231 State 302 Local 0 Future Cost: 301 - 1,000	7	2	0	
District Engineering Total:		2,035	1,350	1	



2014 - 2018 Scoping and Design Projects

Transportation Planning

P.O. Box 270
Jefferson City, MO 65102

	2014	2015	2016	2017	2018
State	302	0	0	0	0
AC-State	818	0	0	0	0
Local	0	0	0	0	0
Sub-total State	1,120	0	0	0	0
Federal					
Sub-total Federal	230	1	0	0	0
Grand Total	1,350	1	0	0	0



2014 - 2018 Scoping and Design Projects

		STATE FISCAL YEAR PROJECT BUDGETING (ENGINEERING)			
		Prior Prog.	7/2013- 6/2014	7/2014- 6/2018	7/2014- 6/2018
County: Johnson Route: MO 23 Anticipated Federal Category: NHPP	Job No: 353029 NHPP	Scoping for bridge improvements over the Blackwater River. Project involves bridge N0581. Fed 60 State 15 Local 0 Future Cost: 2,001 - 5,000	75	0	0
County: Johnson Route: MO 58 Anticipated Federal Category: NHPP	Job No: 4P1431 NHPP	Scoping for bridge improvements over Briar Creek 2 miles south of Rte. 50. Project involves bridge K0384. Fed 14 State 3 Local 0 Future Cost: 301 - 1,000	17	0	0
County: Lafayette Route: MO 13 Anticipated Federal Category: NHPP	Job No: 4P2333 NHPP	Scoping for roadway improvements from I-70 to the Warrensburg north loop. AC-State 12 State 3 Local 0 Future Cost: 25,001 - 50,000	15	0	0
County: Lafayette Route: IS 70 Anticipated Federal Category: NHPP	Job No: 313010 NHPP	Scoping for bridge improvements at Rte. E. Project involves bridge A0077. Fed 6 State 2 Local 0 Future Cost: 1,001 - 2,000	10	8	0
County: Pettis Route: US 50 Anticipated Federal Category: NHPP	Job No: 5P0626 NHPP	Scoping for future corridor improvements from Sedalia to west of Syracuse. AC-State 20 State 5 Local 0 Future Cost: 25,001 - 50,000	150	25	0
County: Saline Route: IS 70 Anticipated Federal Category: NHPP	Job No: 313007 NHPP	Scoping for bridge improvements over the Blackwater River. Project involves bridges A0207 and G0518. Fed 4 State 1 Local 0 Future Cost: 2,001 - 5,000	5	5	0
County: Saline Route: IS 70 Anticipated Federal Category: NHPP	Job No: 313009 NHPP	Scoping for bridge improvements at Rte. 65. Project involves bridge A0203. Fed 4 State 1 Local 0 Future Cost: 2,001 - 5,000	5	5	0
County: Various Route: Various Anticipated Federal Category: State	Job No: 3P3002B State	Surveying to sell excess right of way parcels in the rural Kansas City District. Fed 0 State 50 Local 0 Future Cost: 0	0	50	0
County: Various Route: Various Anticipated Federal Category: NHPP	Job No: 3P3030 NHPP	Scoping for bridge improvements at various locations in the rural Kansas City District. Fed 20 State 5 Local 0 Future Cost: 301 - 1,000	0	25	0
		AC-State 32 Fed 108 State 85 Local 0 District Engineering Total:	196	225	0



2014 - 2018 Scoping and Design Projects

Transportation Planning

P.O. Box 270
Jefferson City, MO 65102

	2014	2015	2016	2017	2018
State	85	0	0	0	0
AC-State	32	0	0	0	0
Local	0	0	0	0	0
Sub-total State	117	0	0	0	0
Federal					
Sub-total Federal	108	0	0	0	0
Grand Total	225	0	0	0	0



2014 - 2018 Scoping and Design Projects

		STATE FISCAL YEAR PROJECT BUDGETING (ENGINEERING)			
		Prior Prog.	7/2013- 6/2014	7/2014- 6/2018	7/2014- 6/2018
County: Cass Route: IS 49 Anticipated Federal Category: NHPP	Job No: 4I2291 NHPP	Scoping for capacity improvements from 155th Street to North Cass Parkway in Belton. AC-State 12 State 3 Local 0 Future Cost: 15,001 - 25,000	42	15	0
County: Cass Route: MO 58 Anticipated Federal Category: State	Job No: 4P3096D State	Scoping for sidewalk improvements at Towne Center Road in Belton. Fed 0 State 130 Local 0 Future Cost: 301 - 1,000	100	130	0
County: Cass Route: RT J Anticipated Federal Category: State	Job No: 4P3096E State	Scoping for signal improvements at I-49 interchange in Peculiar. Fed 0 State 20 Local 0 Future Cost: 1 - 300	40	20	0
County: Clay Route: MO 1 Anticipated Federal Category: State	Job No: 4P3096F State	Scoping for intersection improvements at Parvin Road in Kansas City. Fed 0 State 70 Local 0 Future Cost: 1 - 300	70	70	0
County: Clay Route: MO 152 Anticipated Federal Category: NHPP	Job No: 4S3083 NHPP	Scoping for interchange improvements at I-35 in Liberty. Fed 10 State 2 Local 0 Future Cost: 10,001 - 15,000	0	12	0
County: Clay Route: US 169 Anticipated Federal Category: NHPP	Job No: 4S3088 NHPP	Scoping for operational corridor improvements from I-29 to 68th Street in Kansas City. AC-State 120 State 30 Local 0 Future Cost: 10,001 - 15,000	0	150	0
County: Clay Route: MO 210 Anticipated Federal Category: NHPP	Job No: 4U1114 NHPP	Scoping for corridor improvements from west of Eldon Road to east of Rte. 291. AC-State 10 State 2 Local 0 Future Cost: 10,001 - 15,000	1,391	12	0
County: Clay Route: IS 29 Anticipated Federal Category: NHPP	Job No: 4I3087 NHPP	Scoping for operational corridor improvements from Rte. 210 to I-635 in Kansas City. AC-State 157 State 18 Local 0 Future Cost: 25,001 - 50,000	0	175	0
County: Clay Route: MO 291 Anticipated Federal Category: NHPP	Job No: 4P3099 NHPP	Scoping for corridor improvements from Ash to I-435 in Kansas City. AC-State 20 State 5 Local 0 Future Cost: 25,001 - 50,000	0	25	0



2014 - 2018 Scoping and Design Projects

Transportation Planning

P.O. Box 270
Jefferson City, MO 65102

		STATE FISCAL YEAR PROJECT BUDGETING (ENGINEERING)		
		Prior Prog.	7/2013- 6/2014	7/2014- 6/2018
County: Clay Route: IS 35 Anticipated Federal Category: NHPP	Job No: 4I2006 AC-State 6 State 1 Local 0 Future Cost: 10,001 - 15,000	10	7	0
County: Jackson Route: MO 150 Anticipated Federal Category: S.T.P.	Job No: 4P3100 AC-State 36 State 9 Local 0 Future Cost: 1,001 - 2,000	0	45	0
County: Jackson Route: US 169 Anticipated Federal Category: NHPP	Job No: 4S3085 Fed 100 State 25 Local 0 Future Cost: 50,001 - 75,000	0	125	0
County: Jackson Route: US 24 Anticipated Federal Category: NHPP	Job No: 4P3015 Fed 7 State 2 Local 0 Future Cost: 2,001 - 5,000	10	9	0
County: Jackson Route: US 24 Anticipated Federal Category: State	Job No: 4P3096G Fed 0 State 25 Local 0 Future Cost: 1,001 - 2,000	200	25	0
County: Jackson Route: MO 291 Anticipated Federal Category: State	Job No: 4P3096C Fed 0 State 50 Local 0 Future Cost: 1 - 300	50	50	0
County: Jackson Route: US 40 Anticipated Federal Category: S.T.P.	Job No: 4S3091 AC-State 160 State 40 Local 0 Future Cost: 1,001 - 2,000	0	200	0
County: Jackson Route: IS 435 Anticipated Federal Category: NHPP	Job No: 4I2337 AC-State 42 State 5 Local 0 Future Cost: 10,001 - 15,000	27	47	0
County: Jackson Route: IS 435 Anticipated Federal Category: NHPP	Job No: 4I3018 AC-State 6 State 1 Local 0 Future Cost: 10,001 - 15,000	11	7	0



2014 - 2018 Scoping and Design Projects

		STATE FISCAL YEAR PROJECT BUDGETING (ENGINEERING)		
		Prior Prog.	7/2013- 6/2014	7/2014- 6/2018
County: Jackson Route: IS 49 Anticipated Federal Category: NHPP	Job No: 4P2237 Scoping to identify traffic flow improvements on Rte. 71 outer roads in Grandview. AC-State 80 State 20 Local 0 Future Cost: 25,001 - 50,000 Project involves bridge	715	100	0
County: Jackson Route: US 50 Anticipated Federal Category: NHPP	Job No: 4P2292 Scoping for interchange improvements at Rte. 291 South junction in Lee's Summit. A1483. AC-State 12 State 3 Local 0 Future Cost: 5,001 - 10,000	29	15	0
County: Jackson Route: US 50 Anticipated Federal Category: NHPP	Job No: 4P2336 Scoping for corridor Improvements from Chipman Road to Todd George Parkway in Lee's Summit. AC-State 200 State 50 Local 0 Future Cost: 50,001 - 75,000	10	250	0
County: Jackson Route: US 50 Anticipated Federal Category: NHPP	Job No: 4P3009 Scoping for bridge improvements at Chipman Road in Lee's Summit. Project involves bridges A3262 and A2482. Fed 6 State 1 Local 0 Future Cost: 1,001 - 2,000	5	7	0
County: Jackson Route: US 50 Anticipated Federal Category: State	Job No: 4P3096B Scoping for interchange improvements at 3rd Street in Lee's Summit. Fed 0 State 85 Local 0 Future Cost: 1,001 - 2,000	100	85	0
County: Jackson Route: IS 70 Anticipated Federal Category: NHPP	Job No: 4I1486C Second tier environmental impact statement from the downtown loop in Kansas City to west of the I-435 interchange. AC-State 234 State 26 Local 0 Future Cost: > 100,000	2,200	260	0
County: Jackson Route: IS 70 Anticipated Federal Category: NHPP	Job No: 4I1597C Scoping for interchange improvements at I-435 within the limits of Kansas City. AC-State 120 State 30 Local 0 Future Cost: 25,001 - 50,000	7	150	0
County: Jackson Route: IS 70 Anticipated Federal Category: NHPP	Job No: 4I2293 Scoping for capacity improvements from Rte. 7 in Blue Springs to Rte. F in Oak Grove. AC-State 22 State 3 Local 0 Future Cost: 50,001 - 75,000	40	25	0
County: Jackson Route: IS 70 Anticipated Federal Category: NHPP	Job No: 4I3024 Scoping for bridge improvements on overhead structures at various locations. Fed 8 State 2 Local 0 Future Cost: 15,001 - 25,000	20	10	0



2014 - 2018 Scoping and Design Projects

Transportation Planning

P.O. Box 270
Jefferson City, MO 65102

		STATE FISCAL YEAR PROJECT BUDGETING (ENGINEERING)						
		Prior Prog.	7/2013- 6/2014	7/2014- 6/2018				
County: Platte Route: IS 29 Anticipated Federal Category: NHPP	Job No: 4I3086 Scoping to improve interchange at Rte. 45 in Kansas City.	Fed 20	State 5	Local 0	Future Cost: 10,001 - 15,000			
County: Platte Route: MO 45 Anticipated Federal Category: NHPP	Job No: 4U1108C Scoping for roadway improvements from Rte. K to I-435 in Platte County.	AC-State 100	State 25	Local 0	Future Cost: 15,001 - 25,000			
County: Platte Route: US 69 Anticipated Federal Category: NHPP	Job No: 4P2279B Environmental study for bridge improvements to Fairfax bridge over the Missouri River. Project involves bridges K0456 and A0450. KDOT to provide 50% of cost.	Fed 12	State 3	Local 0	Future Cost: 301 - 1,000			
County: Platte Route: RT Z Anticipated Federal Category: NHPP	Job No: 4S2219 Scoping for bridge improvements at Bee Creek. Project involves bridge H0917.	Fed 3	State 1	Local 0	Future Cost: 301 - 1,000			
County: Various Route: IS 435 Anticipated Federal Category: NHPP	Job No: 4I3022 Scoping for bridge improvements in Jackson and Clay Counties.	Fed 20	State 5	Local 0	Future Cost: 15,001 - 25,000			
County: Various Route: Various Anticipated Federal Category: State	Job No: 4P3010B Surveying to sell excess right of way in the urban Kansas City District.	Fed 0	State 50	Local 0	Future Cost: 0			
County: Various Route: Various Anticipated Federal Category: NHPP	Job No: 4P3093 Scoping for bridge improvements at various locations in the urban Kansas City District.	Fed 20	State 5	Local 0	Future Cost: 2,001 - 5,000			
County: Various Route: Various Anticipated Federal Category: S.T.P.	Job No: 4S3094 Scoping for ITS improvements on various routes in the urban Kansas City District.	AC-State 100	State 25	Local 0	Future Cost: 301 - 1,000			
District Engineering Total:		AC-State 1,437	Fed 206	State 777	Local 0	6,120	2,420	0



2014 - 2018 Scoping and Design Projects

Transportation Planning

P.O. Box 270
Jefferson City, MO 65102

	2014	2015	2016	2017	2018
State	777	0	0	0	0
AC-State	1,437	0	0	0	0
Local	0	0	0	0	0
Sub-total State	2,214	0	0	0	0
Federal					
Sub-total Federal	206	0	0	0	0
Grand Total	2,420	0	0	0	0

Section 3 - 18
District Kansas City

(TMA)

Dollars In Thousands



2014 - 2018 Scoping and Design Projects

Transportation Planning

P.O. Box 270
Jefferson City, MO 65102

		STATE FISCAL YEAR PROJECT BUDGETING (ENGINEERING)		
		Prior Prog.	7/2013- 6/2014	7/2014- 6/2018
County: Boone Route: MO 124 Anticipated Federal Category: NHPP	Job No: 553053 Scoping for bridge improvements over Grindstone Creek, 0.5 mile east of Hopper Road. Future Cost: 301 - 1,000	Fed 66 Local 0 State 17		73
County: Boone Route: IS 70 Anticipated Federal Category: NHPP	Job No: 512223 Scoping for bridge improvements over Garth Blvd. and Rte. 763 in Columbia. Project involves bridge L0846 and L0284. Future Cost: 2,001 - 5,000	AC-State 6 Local 0 State 0	105	4
County: Boone Route: MO 740 Anticipated Federal Category: S.T.P.	Job No: 550636 Scoping for extension of corridor from Rte. 63 to I-70 at Lake of the Woods in Columbia. Future Cost: 50,001 - 75,000	AC-State 24 Local 0 State 6	1,558	20
County: Callaway Route: OR 70 Anticipated Federal Category: NHPP	Job No: 553055 Scoping for bridge improvements over Whetstone Creek east of Rte. Z. Future Cost: 301 - 1,000	Fed 42 Local 0 State 10	0	40
County: Callaway Route: RT O Anticipated Federal Category: NHPP	Job No: 553058 Scoping for bridge improvements over Crows Fork Creek and Auxvasse Creek east of Fulton. Future Cost: 301 - 1,000	Fed 20 Local 0 State 5	0	20
County: Callaway Route: US 54 Anticipated Federal Category: S.T.P.	Job No: 5P2161 Environmental and location study for new corridor southwest of Fulton. Led and Funded by Ameren UE. Future Cost: 25,001 - 50,000	AC-State 4 Local 0 State 1	35	0
County: Camden Route: US 54 Anticipated Federal Category: NHPP	Job No: 5P3080 Scoping for safety improvements at Key Largo Road and Osage Beach Parkway. Future Cost: 301 - 1,000	AC-State 20 Local 0 State 5	10	0
County: Camden Route: RT J Anticipated Federal Category: NHPP	Job No: 550276 Scoping for bridge improvements over Niangua and Rainwater Branch 3.6 miles south of Rte. 7. Future Cost: 2,001 - 5,000	Fed 16 Local 0 State 4	7	10
County: Camden Route: RT V Anticipated Federal Category: NHPP	Job No: 553051 Scoping for bridge improvements over Linn Creek in Linn Creek. Future Cost: 301 - 1,000	Fed 32 Local 0 State 8	0	30



2014 - 2018 Scoping and Design Projects

		STATE FISCAL YEAR PROJECT BUDGETING (ENGINEERING)		
		Prior Prog.	7/2013- 6/2014	7/2014- 6/2018
County: Cole Route: US 50 Anticipated Federal Category: NHPP	Job No: 5P3056 AC-State: 16 State: 4 Local: 0 Future Cost: 301 - 1,000	0	6	14
County: Cole Route: RT B Anticipated Federal Category: Safety	Job No: 5S2234 Fed: 12 State: 3 Local: 0 Future Cost: 301 - 1,000	25	5	10
County: Cooper Route: IS 70 Anticipated Federal Category: NHPP	Job No: 5I3000 Fed: 6 State: 0 Local: 0 Future Cost: 5,001 - 10,000	45	2	4
County: Cooper Route: RT M Anticipated Federal Category: NHPP	Job No: 5S3076 Fed: 32 State: 8 Local: 0 Future Cost: 1,001 - 2,000	0	10	30
County: Crawford Route: MO 19 Anticipated Federal Category: NHPP	Job No: 5S3040 Fed: 53 State: 13 Local: 0 Future Cost: 301 - 1,000	0	6	60
County: Gasconade Route: RT A Anticipated Federal Category: S.T.P.	Job No: 5S3037 AC-State: 8 State: 2 Local: 0 Future Cost: 301 - 1,000	0	5	5
County: Laclede Route: RT F Anticipated Federal Category: S.T.P.	Job No: 8S2367 AC-State: 8 State: 2 Local: 0 Future Cost: 301 - 1,000	41	5	5
County: Moniteau Route: US 50 Anticipated Federal Category: NHPP	Job No: 5P0629 AC-State: 998 State: 248 Local: 0 Future Cost: 15,001 - 25,000	311	311	935
County: Moniteau Route: US 50 Anticipated Federal Category: NHPP	Job No: 5P0630 AC-State: 946 State: 236 Local: 0 Future Cost: 15,001 - 25,000	295	295	887



2014 - 2018 Scoping and Design Projects

Transportation Planning

P.O. Box 270
Jefferson City, MO 65102

		STATE FISCAL YEAR PROJECT BUDGETING (ENGINEERING)		
		Prior Prog.	7/2013- 6/2014	7/2014- 6/2018
County: Morgan Route: US 50 Anticipated Federal Category: NHPP	Job No: 5P0628 AC-State: 776 State: 195 Local: 0 Future Cost: 15,001 - 25,000	243	242	729
County: Osage Route: US 50 Anticipated Federal Category: NHPP	Job No: 5P0639 AC-State: 12 State: 3 Local: 0 Future Cost: 25,001 - 50,000	30	5	10
County: Osage Route: US 63 Anticipated Federal Category: NHPP	Job No: 5P0950B AC-State: 24 State: 6 Local: 0 Future Cost: 25,001 - 50,000	135	10	20
County: Phelps Route: IS 44 Anticipated Federal Category: NHPP	Job No: 9I2230 AC-State: 1 State: 0 Local: 0 Future Cost: 2,001 - 5,000	11	0	1
County: Phelps Route: RT B Anticipated Federal Category: NHPP	Job No: 5S3041 Fed: 99 State: 25 Local: 0 Future Cost: 2,001 - 2,000	0	4	120
County: Phelps Route: RT C Anticipated Federal Category: S.T.P.	Job No: 5S3038 AC-State: 41 State: 10 Future Cost: 301 - 1,000	0	1	50
County: Phelps Route: RT C Anticipated Federal Category: S.T.P.	Job No: 5S3039 AC-State: 40 State: 10 Future Cost: 301 - 1,000	0	2	48
County: Pulaski Route: MO 17 Anticipated Federal Category: S.T.P.	Job No: 5P3029 AC-State: 32 State: 8 Future Cost: 1,001 - 2,000	10	40	0
County: Pulaski Route: RT H Anticipated Federal Category: S.T.P.	Job No: 5S3073 AC-State: 6 State: 0 Local: 0 Future Cost: 1 - 300	0	2	4



2014 - 2018 Scoping and Design Projects

		STATE FISCAL YEAR PROJECT BUDGETING (ENGINEERING)			
		Prior Prog.	7/2013- 6/2014	7/2014- 6/2018	
County: Various	Job No: 5P3044				
Route: Various	Anticipated Federal Category: NHPP				
Scoping for pavement improvements on various major routes in the Central District.		0	2	702	
	AC-State 564				
	State 140				
	Local 0				
	Future Cost: 15,001 - 25,000				
County: Various	Job No: 5P3045				
Route: Various	Anticipated Federal Category: NHPP				
Scoping for pavement improvements on various major routes in the Central District.		0	2	4	
	AC-State 6				
	State 0				
	Local 0				
	Future Cost: 25,001 - 50,000				
County: Various	Job No: 5S3027				
Route: Various	Anticipated Federal Category: State				
Surveying to sell excess right of way parcels in the Central District.		0	75	75	
	Fed 0				
	State 150				
	Local 0				
	Future Cost: 0				
County: Various	Job No: 5S3081				
Route: Various	Anticipated Federal Category: S.T.P.				
Scoping for slide repairs in the northern portion of the Central District.		5	20	20	
	AC-State 32				
	State 8				
	Local 0				
	Future Cost: 2,001 - 5,000				
County: Various	Job No: 5S3082				
Route: Various	Anticipated Federal Category: S.T.P.				
Scoping for slide repairs in the southern portion of the Central District.		5	20	20	
	AC-State 32				
	State 8				
	Local 0				
	Future Cost: 2,001 - 5,000				
	AC-State 3,596				
	Fed 378				
	State 1,135				
	Local 0				
	District Engineering Total:	2,871	1,159	3,950	



2014 - 2018 Scoping and Design Projects

Transportation Planning

P.O. Box 270
Jefferson City, MO 65102

	2014	2015	2016	2017	2018
State	288	282	275	290	0
AC-State	811	758	962	1,065	0
Local	0	0	0	0	0
Sub-total State	1,099	1,040	1,237	1,355	0
Federal					
Sub-total Federal	60	78	144	96	0
Grand Total	1,159	1,118	1,381	1,451	0



2014 - 2018 Scoping and Design Projects

		STATE FISCAL YEAR PROJECT BUDGETING (ENGINEERING)		
		Prior Prog.	7/2013- 6/2014	7/2014- 6/2018
County: Franklin Route: IS 44 Anticipated Federal Category: NHPP	Job No: 6I2011B Scoping for pavement improvements from Pin Oak Creek to Rte. 100 West. AC-State 90 State 10 Local 0 Future Cost: 25,001 - 50,000	13	50	50
County: Franklin Route: IS 44 Anticipated Federal Category: NHPP	Job No: 6I2073 Scoping for interchange improvements from Pin Oak Creek/Rte. O to 2.8 miles west of Rte. 50. AC-State 80 State 20 Local 0 Future Cost: 25,001 - 50,000	246	50	50
County: Franklin Route: US 50 Anticipated Federal Category: S.T.P.	Job No: 6P2350 Scoping for improvements at the Rte. AT intersection from Birch Creek to I-44. AC-State 12 State 3 Local 0 Future Cost: 10,001 - 15,000	35	10	5
County: Jefferson Route: MO 21 Anticipated Federal Category: Safety	Job No: 6P2345 Scoping for intersection improvements at Rte. 110. Fed 9 State 1 Local 0 Future Cost: 1,001 - 2,000	150	10	0
County: Jefferson Route: MO 30 Anticipated Federal Category: NHPP	Job No: 6S3063 Scoping for pavement improvements from Rte. PP to south end of Meramec River bridge. AC-State 8 State 2 Local 0 Future Cost: 2,001 - 5,000	0	10	0
County: St. Charles Route: MO 370 Anticipated Federal Category: S.T.P.	Job No: 6P2325 Scoping for bridge improvements at Rte. 94. AC-State 1 State 0 Local 0 Future Cost: 301 - 1,000	51	1	0
County: St. Charles Route: IS 70 Anticipated Federal Category: NHPP	Job No: 6I0624 Scoping for grading, paving, bridge, outer road, signals and signing for relocation of I-70 from 0.3 mile east of Pearce Blvd. to Rte. Z. AC-State 1 State 0 Local 0 Future Cost: 15,001 - 25,000	1,254	1	0
County: St. Charles Route: OR 70 Anticipated Federal Category: S.T.P.	Job No: 6I2240 Scoping for pavement improvements from Rte. 79 to Rte. 94. AC-State 1 State 0 Local 0 Future Cost: 2,001 - 5,000	161	1	0
County: St. Charles Route: IS 70 Anticipated Federal Category: NHPP	Job No: 6I2418 Scoping for interchange improvements at Rte. K. Fed 8 State 2 Local 0 Future Cost: 5,001 - 10,000	80	10	0



2014 - 2018 Scoping and Design Projects

Transportation Planning

P.O. Box 270
Jefferson City, MO 65102

		STATE FISCAL YEAR PROJECT BUDGETING (ENGINEERING)			
		Prior Prog.	7/2013- 6/2014	7/2014- 6/2018	
County: St. Charles Route: IS 70 Anticipated Federal Category: S.T.P.	Job No: 613038 AC-State 1,200 State 300 Local 0 Future Cost: 0	0	1,500	0	0
Environment study from I-64 in St. Charles County to east of the reversible lanes in St. Louis City.					
County: St. Charles Route: RT Z Anticipated Federal Category: C.M.A.Q.	Job No: 653047 Fed 8 State 2 Local 0 Future Cost: 1,001 - 2,000	0	10	0	0
Scoping for intersection improvements at I-70 westbound ramps and North Outer Road.					
County: St. Louis Route: MO 115 Anticipated Federal Category: S.T.P.	Job No: 653054 AC-State 72 State 18 Local 0 Future Cost: 1,001 - 2,000	0	30	60	60
Scoping for pavement improvements from Keinlen to Rte. U and Hanley Road to I-70.					
County: St. Louis Route: MO 180 Anticipated Federal Category: NHPP	Job No: 653048 AC-State 8 State 2 Local 0 Future Cost: 2,001 - 5,000	0	10	0	0
Scoping for pavement improvements from I-270 to San Carlos Lane.					
County: St. Louis Route: MO 180 Anticipated Federal Category: NHPP	Job No: 653049 AC-State 8 State 2 Local 0 Future Cost: 2,001 - 5,000	0	10	0	0
Scoping for pavement improvements from San Carlos Avenue to St. Louis City limits.					
County: St. Louis Route: IS 270 Anticipated Federal Category: NHPP	Job No: 612090 Fed 8 State 2 Local 0 Future Cost: 15,001 - 25,000	204	5	5	5
Scoping for bridge improvements over Conway Road.					
County: St. Louis Route: IS 270 Anticipated Federal Category: S.T.P.	Job No: 613020 AC-State 4 State 0 Local 0 Future Cost: 0	2,500	2	2	2
Environment study from I-70 to west of the Mississippi River. Potential Design/Build project.					
County: St. Louis Route: MO 340 Anticipated Federal Category: NHPP	Job No: 6P2422B AC-State 24 State 6 Local 0 Future Cost: 301 - 1,000	0	30	0	0
Scoping for ADA and sidewalk improvements from Warson Road to Dielman Industrial Drive.					
County: St. Louis Route: IS 44 Anticipated Federal Category: Earmark	Job No: 613029 AC-State 2 State 0 Local 0 Future Cost: 50,001 - 75,000	1,998	1	1	1
Scoping for bridge and interchange improvements at I-270 from Rte. 366 overpass to Miraz overpass.					



2014 - 2018 Scoping and Design Projects

		STATE FISCAL YEAR PROJECT BUDGETING (ENGINEERING)			
		Prior Prog.	7/2013- 6/2014	7/2014- 6/2018	
County: St. Louis Route: US 67 Anticipated Federal Category: S.T.P.	Job No: 6Q2039F Scoping for ITS system preservation, repair and upgrades at the Lindbergh Tunnel. AC-State 2 State 0 Local 0 Future Cost: 301 - 1,000	115	2	0	
County: St. Louis Route: RT AC Anticipated Federal Category: S.T.P.	Job No: 6S3057 Scoping for pavement improvements at Rte. 67 intersection. AC-State 8 State 2 Local 0 Future Cost: 1 - 300	0	10	0	
County: St. Louis City Route: IS 44 Anticipated Federal Category: NHPP	Job No: 6I3034 Scoping for pavement and bridge improvements from Hampton Ave to I-55. AC-State 8 State 2 Local 0 Future Cost: 25,001 - 50,000	200	5	5	
County: St. Louis City Route: IS 55 Anticipated Federal Category: NHPP	Job No: 6I2332 Scoping for bridge improvements at the 3rd Street Viaduct. AC-State 4 State 1 Local 0 Future Cost: 2,001 - 5,000	205	5	0	
County: St. Louis City Route: IS 64 Anticipated Federal Category: NHPP	Job No: 6I2222 Scoping for interchange improvements at 22nd Street. AC-State 4 State 1 Local 0 Future Cost: 15,001 - 25,000	1,601	5	0	
County: St. Louis City Route: IS 64 Anticipated Federal Category: NHPP	Job No: 6I2223 Scoping for bridge improvements on the westbound I-64 on-ramp at 14th Street. AC-State 3 State 0 Local 0 Future Cost: 301 - 1,000	40	3	0	
County: Various Route: Various Anticipated Federal Category: State	Job No: 6I3018B Surveying to sell excess right of way parcels in St. Louis District for 2014. Fed 0 State 50 Local 0 Future Cost: 0	0	50	0	
County: Various Route: Various Anticipated Federal Category: S.T.P.	Job No: 6P3024 Scoping for future project estimates on various routes in the St. Louis district. AC-State 2 State 0 Local 0 Future Cost: 301 - 1,000	100	1	1	
District Engineering Total:		8,953	1,822	179	



2014 - 2018 Scoping and Design Projects

Transportation Planning

P.O. Box 270
Jefferson City, MO 65102

	2014	2015	2016	2017	2018
State	396	24	6	0	0
AC-State	1,397	121	24	0	0
Local	0	0	0	0	0
Sub-total State	1,793	145	30	0	0
Federal					
Sub-total Federal	29	4	0	0	0
Grand Total	1,822	149	30	0	0



2014 - 2018 Scoping and Design Projects

		STATE FISCAL YEAR PROJECT BUDGETING (ENGINEERING)			
		Prior Prog.	7/2013- 6/2014	7/2014- 6/2018	
County: Henry Route: MO 13 Anticipated Federal Category: NHPP	Job No: 4P1117 Scoping for corridor improvements from Johnson County to 1.7 miles north of Clinton. AC-State 10 State 0 Local 0 Future Cost: 25,001 - 50,000	16	2	8	
County: Henry Route: MO 13 Anticipated Federal Category: NHPP	Job No: 7P3043 Scoping for passing lane improvements on various major routes throughout the Southwest District. AC-State 8 State 0 Local 0 Future Cost: 15,001 - 25,000	0	2	6	
County: Henry Route: RT P Anticipated Federal Category: S.T.P.	Job No: 7S3016 Scoping for pavement improvements on various sections from Rte. 18 to end of route. AC-State 10 State 0 Local 0 Future Cost: 301 - 1,000	5	2	8	
County: Jasper Route: MO 171 Anticipated Federal Category: S.T.P.	Job No: 7S2230 Scoping for roadway improvements at Rte. YY in Carl Junction. AC-State 10 State 0 Local 0 Future Cost: 301 - 1,000	27	2	8	
County: Jasper Route: IS 44 Anticipated Federal Category: NHPP	Job No: 7I2216 Scoping for pavement improvements from 1.5 miles east of Rte. 37 to 3 miles east of Loop 44 (east) at Sarcouxie. AC-State 31 State 3 Local 0 Future Cost: 2,001 - 5,000	78	2	32	
County: Jasper Route: LP 49 Anticipated Federal Category: NHPP	Job No: 7P0752 Scoping for roadway improvements from Rte. 171 (MacArthur Blvd.) to 13th Street in Webb City. AC-State 10 State 0 Local 0 Future Cost: 2,001 - 5,000	183	2	8	
County: Jasper Route: IS 49 Anticipated Federal Category: NHPP	Job No: 7P0797M Scoping for roadway improvements from Rte. V to I-44 (west). AC-State 10 State 0 Local 0 Future Cost: 25,001 - 50,000	130	2	8	
County: Jasper Route: MO 66 Anticipated Federal Category: S.T.P.	Job No: 7S2185 Scoping for roadway improvements on Seventh Street from 0.5 mile west of Rte. P to 0.1 mile west of Bus. 71 in Joplin. AC-State 10 State 0 Local 0 Future Cost: 25,001 - 50,000	230	2	8	
County: Jasper Route: RT HH Anticipated Federal Category: S.T.P.	Job No: 7S0746 Scoping to study potential improvements from Rte. 71 to Rte. 571. AC-State 6 State 0 Local 0 Future Cost: 2,001 - 5,000	0	2	4	



2014 - 2018 Scoping and Design Projects

Transportation Planning

P.O. Box 270
Jefferson City, MO 65102

		STATE FISCAL YEAR PROJECT BUDGETING (ENGINEERING)		
		Prior Prog.	7/2013- 6/2014	7/2014- 6/2018
County: Jasper Route: RT TT Anticipated Federal Category: S.T.P.	Job No: 7P2193B Scoping for pedestrian improvements and ADA accommodations from west of Bus. 71 to Duquesne Road in Joplin. AC-State 10 State 0 Local 0 Future Cost: 1 - 300	30	2	8
County: Jasper Route: Various Anticipated Federal Category: Earmark	Job No: 7P0847 Location study/environmental document for new north/south corridor on west side of Joplin metropolitan area. AC-State 80 State 20 Local 0 Future Cost: 1 - 300	1,871	25	75
County: Jasper Route: RT Z Anticipated Federal Category: S.T.P.	Job No: 7S2183 Scoping for pedestrian improvements and ADA accommodations from Harley Street to Karen Drive in Carl Junction. AC-State 10 State 0 Local 0 Future Cost: 2,001 - 5,000	17	2	8
County: Lawrence Route: IS 44 Anticipated Federal Category: NHPP	Job No: 7I2217 Scoping for pavement improvements from 0.8 mile west of Rte. 97 to 0.4 mile east of Rte. 39. AC-State 54 State 5 Local 0 Future Cost: 2,001 - 5,000	157	2	57
County: Lawrence Route: IS 44 Anticipated Federal Category: NHPP	Job No: 7I2218 Scoping for pavement improvements from 0.4 mile east of Rte. 39 to 1.6 miles east of Rte. 96. AC-State 10 State 0 Local 0 Future Cost: 5,001 - 10,000	180	2	8
County: Lawrence Route: BU 60 Anticipated Federal Category: NHPP	Job No: 7S3000 Scoping for bridge improvements over BNSF railway. Project involves bridge H0787. AC-State 10 State 0 Local 0 Future Cost: 2,001 - 5,000	410	2	8
County: Newton Route: MO 43 Anticipated Federal Category: S.T.P.	Job No: 7S3045 Scoping for roadway improvements on Hearnes Boulevard from Rte. FF (32nd Street) to I-44. AC-State 10 State 0 Local 0 Future Cost: 2,001 - 5,000	0	2	8
County: Newton Route: LP 49 Anticipated Federal Category: S.T.P.	Job No: 7S3006 Scoping for intersection and outer road improvements on Range Line Road at 36th Street in Joplin. AC-State 10 State 0 Local 0 Future Cost: 2,001 - 5,000	2	2	8
County: Polk Route: MO 13 Anticipated Federal Category: S.T.P.	Job No: 7P3009 Scoping for outer road improvements at Rte. 32 interchange in Bolivar. AC-State 10 State 0 Local 0 Future Cost: 1,001 - 2,000	5	2	8



2014 - 2018 Scoping and Design Projects

		STATE FISCAL YEAR PROJECT BUDGETING (ENGINEERING)		
		Prior Prog.	7/2013- 6/2014	7/2014- 6/2018
County: Stone Route: MO 76 Anticipated Federal Category: NHPP	Job No: 8P2360 Scoping to improve capacity from Rte. 13 in Branson West to Rte. 376 in Branson. AC-State 100 State 25 Local 0 Future Cost: 25,001 - 50,000	30	25	100
County: Various Route: Various Anticipated Federal Category: S.T.P.	Job No: 7P2193 Scoping for pedestrian improvements and ADA accommodations along various routes in the rural Southwest District. AC-State 10 State 0 Local 0 Future Cost: 2,001 - 5,000	262	2	8
County: Various Route: Various Anticipated Federal Category: Safety	Job No: 7P2226 Scoping for safety improvements at various locations in the rural Southwest District. Fed 8 State 0 Local 0 Future Cost: 301 - 1,000	102	2	6
County: Various Route: Various Anticipated Federal Category: NHPP	Job No: 7P2228 Scoping for bridge improvements at various locations in the rural Southwest District. Fed 10 State 0 Local 0 Future Cost: 1,001 - 2,000	102	2	8
County: Various Route: Various Anticipated Federal Category: NHPP	Job No: 7P2229 Scoping for bridge preventive maintenance improvements at various locations in the rural Southwest District. Fed 10 State 0 Local 0 Future Cost: 301 - 1,000	52	2	8
County: Various Route: Various Anticipated Federal Category: State	Job No: 7P3028 Surveying to sell excess right of way in the rural Southwest District. Fed 0 State 25 Local 0 Future Cost: 0	0	25	0
County: Various Route: Various Anticipated Federal Category: S.T.P.	Job No: 7S2227 Scoping for pavement improvements on minor roadways in the Southwest District. AC-State 4 State 0 Local 0 Future Cost: 1,001 - 2,000	100	0	4
County: Webster Route: RT B Anticipated Federal Category: S.T.P.	Job No: 7S3046 Scoping for railroad grade separation in Rogersville at the BNSF railway. AC-State 10 State 0 Local 0 Future Cost: 5,001 - 10,000	0	2	8
District Engineering Total:		3,989	119	420



2014 - 2018 Scoping and Design Projects

Transportation Planning

P.O. Box 270
Jefferson City, MO 65102

	2014	2015	2016	2017	2018
State	35	18	10	10	5
AC-State	78	145	78	78	54
Local	0	0	0	0	0
Sub-total State	113	163	88	88	59
Federal					
Sub-total Federal	6	6	6	6	4
Grand Total	119	169	94	94	63



2014 - 2018 Scoping and Design Projects

		STATE FISCAL YEAR PROJECT BUDGETING (ENGINEERING)			
		Prior Prog.	7/2013- 6/2014	7/2014- 6/2018	7/2014- 6/2018
County: Christian Route: MO 14 Anticipated Federal Category: S.T.P.	Job No: 8P2219 AC-State: 10 State: 0 Local: 0 Future Cost: 2,001 - 5,000	22	2	8	8
Scoping to improve the Rte. 160 (Massey Boulevard) and Rte. 14 (Mount Vernon Street) intersection in Nixa.					
County: Christian Route: MO 14 Anticipated Federal Category: S.T.P.	Job No: 8P3015 AC-State: 10 State: 0 Local: 0 Future Cost: 1,001 - 2,000	10	2	8	8
Scoping for intersection improvements on Jackson Street at Rte. NN in Ozark.					
County: Christian Route: US 65 Anticipated Federal Category: NHPP	Job No: 8P0605 AC-State: 10 State: 0 Local: 0 Future Cost: 50,001 - 75,000	2,050	2	8	8
Scoping to improve system efficiency and capacity from Valley Water Mill Road in Springfield to Rte. F in Ozark.					
County: Christian Route: RT CC Anticipated Federal Category: S.T.P.	Job No: 850736 AC-State: 10 State: 0 Local: 0 Future Cost: 25,001 - 50,000	72	2	8	8
Scoping for capacity and safety improvements from Main Street in Nixa to Pheasant Road in Ozark.					
County: Greene Route: MO 125 Anticipated Federal Category: S.T.P.	Job No: 753041 AC-State: 8 State: 2 Local: 0 Future Cost: 2,001 - 5,000	0	5	5	5
Scoping for railroad crossing grade separation 0.1 mile south of Rte. D.					
County: Greene Route: US 160 Anticipated Federal Category: NHPP	Job No: 850690 AC-State: 10 State: 0 Local: 0 Future Cost: 2,001 - 5,000	108	2	8	8
Scoping for intersection improvements on Campbell Avenue at Plainview Road.					
County: Greene Route: US 60 Anticipated Federal Category: NHPP	Job No: 8P0683E AC-State: 10 State: 0 Local: 0 Future Cost: 25,001 - 50,000	292	2	8	8
Scoping for improvements for interchange at Rte. 125 and outer roads from Farm Road 213 to Farm Road 247.					
County: Greene Route: US 60 Anticipated Federal Category: NHPP	Job No: 8P0683G AC-State: 10 State: 0 Local: 0 Future Cost: 10,001 - 15,000	0	2	8	8
Scoping for freeway improvements from Highland Springs Road to east of County Road 213.					
County: Greene Route: US 60 Anticipated Federal Category: NHPP	Job No: 8P3032 AC-State: 10 State: 0 Local: 0 Future Cost: 15,001 - 25,000	0	2	8	8
Scoping for capacity improvements on James River Freeway from Rte. 13 (Kansas Expressway) to Rte. 65.					



2014 - 2018 Scoping and Design Projects

Transportation Planning

P.O. Box 270
Jefferson City, MO 65102

		STATE FISCAL YEAR PROJECT BUDGETING (ENGINEERING)			
		Prior Prog.	7/2013- 6/2014	7/2014- 6/2018	
County: Greene Route: MO 744 Anticipated Federal Category: NHPP	Job No: 853019 Scoping for intersection improvements at Kearney Street and Packer Road. AC-State 4 State 1 Local 0 Future Cost: 301 - 1,000	7	5	0	
County: Greene Route: CST REPUBLIC RD Anticipated Federal Category: S.T.P.	Job No: 8P3003 Scoping to improve Republic Road bridges over Rte. 60 (James River Freeway) 0.6 mile east of Rte. 13 (Kansas Expressway) and 0.5 mile east of Rte. 160 (Campbell Avenue). AC-State 184 State 46 Local 0 Future Cost: 2,001 - 5,000	200	230	0	
County: Various Route: Various Anticipated Federal Category: S.T.P.	Job No: 8P3007 Scoping for pedestrian improvements and ADA accommodations along various routes in the Ozarks Transportation Organization area. AC-State 100 State 25 Local 0 Future Cost: 2,001 - 5,000	25	25	100	
County: Various Route: Various Anticipated Federal Category: State	Job No: 8P3027 Surveying to sell excess right of way in the urban Southwest District. AC-State 376 Fed 0 State 99 Local 0 District Engineering Total:	0	25	0	169
		2,786	306	169	



2014 - 2018 Scoping and Design Projects

Transportation Planning

P.O. Box 270
Jefferson City, MO 65102

	2014	2015	2016	2017	2018
State	78	6	5	5	5
AC-State	228	40	36	36	36
Local	0	0	0	0	0
Sub-total State	306	46	41	41	41
Federal					
Sub-total Federal	0	0	0	0	0
Grand Total	306	46	41	41	41

Section 3 - 34
District Southwest

(TMA)

Dollars In Thousands



2014 - 2018 Scoping and Design Projects

Transportation Planning

P.O. Box 270
Jefferson City, MO 65102

		STATE FISCAL YEAR PROJECT BUDGETING (ENGINEERING)			
		Prior Prog.	7/2013- 6/2014	7/2014- 6/2018	
County: Howell Route: BU 63 Anticipated Federal Category: S.T.P.	Job No: 9P2252 Scoping for intersection improvements at Howell Avenue in West Plains. AC-State: 2 State: 0 Local: 0 Future Cost: 301 - 1,000	9	1	1	
County: Iron Route: MO 21 Anticipated Federal Category: S.T.P.	Job No: 9P0590 Scoping for roadway improvements from Rte. 49 South to Rte. 49 north. AC-State: 2 State: 0 Local: 0 Future Cost: 2,001 - 5,000	49	1	1	
County: Iron Route: MO 21 Anticipated Federal Category: S.T.P.	Job No: 9P3007 Scoping for roadway improvements from Ironton to Glover. AC-State: 8 State: 2 Local: 0 Future Cost: 1,001 - 2,000	10	10	0	
County: Shannon Route: MO 19 Anticipated Federal Category: NHPP	Job No: 9P0438 Scoping for bridge improvements over Sinking Creek 3 miles south of Rte. EE. Project involves bridge H0079. Fed: 1 State: 0 Local: 0 Future Cost: 2,001 - 5,000	242	1	0	
County: Various Route: Various Anticipated Federal Category: State	Job No: 9S3079 Surveying to sell excess right of way parcels in Southeast District. AC-State: 12 Fed: 1 State: 72 Local: 0 Future Cost: 0	0	70	0	
District Engineering Total:		310	83	2	



2014 - 2018 Scoping and Design Projects

Transportation Planning

P.O. Box 270
Jefferson City, MO 65102

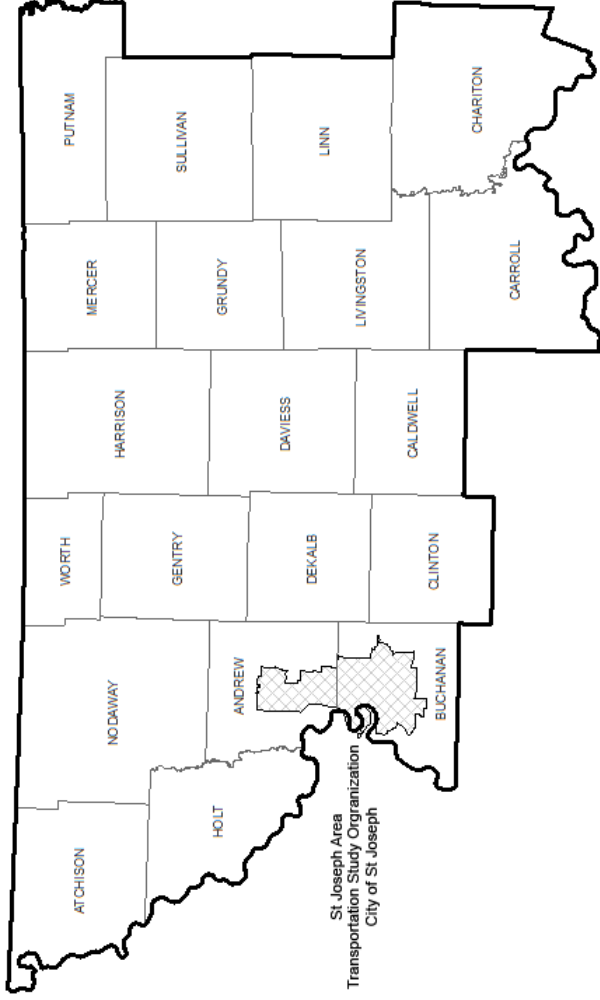
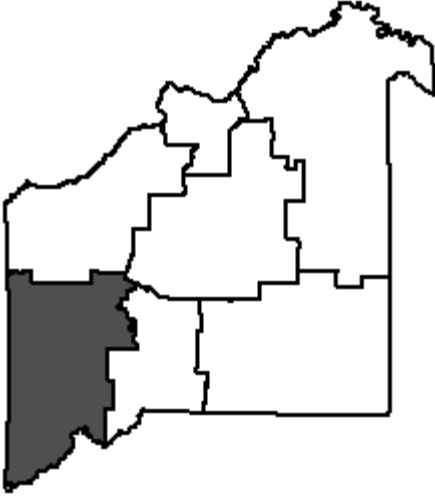
	2014	2015	2016	2017	2018
State	72	0	0	0	0
AC-State	10	0	2	0	0
Local	0	0	0	0	0
Sub-total State	82	0	2	0	0
Federal					
Sub-total Federal	1	0	0	0	0
Grand Total	83	0	2	0	0



2014 - 2018 Scoping and Design Projects

STATE FISCAL YEAR PROJECT BUDGETING (ENGINEERING)

DISTRICT	Prior Prog.	AC-State	Fed	State	Local	7/2013-6/2014	7/2014-6/2018
Northwest	141	56	88	86	0	210	20
Northeast	2,035	818	231	302	0	1,350	1
Kansas City (Non-TMA)	196	32	108	85	0	225	0
Kansas City (TMA)	6,120	1,437	206	777	0	2,420	0
Central	2,871	3,596	378	1,135	0	1,159	3,950
St. Louis	8,953	1,542	33	426	0	1,822	179
Southwest (Non-TMA)	3,989	433	28	78	0	119	420
Southwest (TMA)	2,786	376	0	99	0	306	169
Southeast	310	12	1	72	0	83	2
Summary	27,401	8,302	1,073	3,060	0	7,694	4,741



MoDOT's Northwest District



2014-2018 Highway and Bridge Construction Schedule

Transportation Planning

P.O. Box 270
Jefferson City, MO 65102

Construction contingency applied to construction cost in the year the project is awarded. Three percent project growth factor compounded annually is applied to right-of-way and construction costs in program years 2, 3, 4, and 5. No inflation is applied to the Funding From Other Sources (FFOS) or Payments. Engineering includes PE costs, CE costs and R/W incidentals.

	STATE FISCAL YEAR PROJECT BUDGETING					
	Prior Prog.	7/2013-6/2014	7/2014-6/2015	7/2015-6/2016	7/2016-6/2017	7/2017-6/2018
County: Andrew Route: IS 29 Job No.: 112156 Length: 0.10 MPO: Y Fund Cat: Statewide Interstate And Major Bridge Sec Cat: Rehab And Reconst Awd Date: Summer 13 Anticipated Fed Cat: NHPP TIP #: BR-41 Future Cost: 2,983 Estimate Total:	115	187	0	0	0	0
Engineering: R/W: Construction: FFOS: Payments:						
County: Andrew Route: IS 29 Job No.: 112213 Length: 13.80 MPO: Y Fund Cat: Statewide Interstate And Major Bridge Sec Cat: Rehab And Reconst Awd Date: Fall 14 Anticipated Fed Cat: NHPP TIP #: HRR-65 Future Cost: 10,408 Estimate Total:	110	184	701	0	0	0
Engineering: R/W: Construction: FFOS: Payments:						
County: Andrew Route: IS 29 Job No.: 212166C Length: 56.85 MPO: Y Fund Cat: Statewide Interstate And Major Bridge Sec Cat: Preventive Maint Awd Date: Spring 14 Anticipated Fed Cat: NHPP TIP #:	0	20	0	0	0	0
Engineering: R/W: Construction: FFOS: Payments:						
County: Andrew Route: MO 48 Job No.: 150553 Length: 0.64 MPO: N Fund Cat: Major Projects & Emerging Needs Sec Cat: Rehab And Reconst Awd Date: Fall 13 Anticipated Fed Cat: NHPP TIP #:	533	293	0	0	0	0
Engineering: R/W: Construction: FFOS: Payments:						
County: Andrew Route: MO 48 Job No.: 151051 Length: 0.10 MPO: N Fund Cat: Major Projects & Emerging Needs Sec Cat: Rehab And Reconst Awd Date: 2016 Anticipated Fed Cat: NHPP TIP #:	20	71	138	184	0	0
Engineering: R/W: Construction: FFOS: Payments:						



2014-2018 Highway and Bridge Construction Schedule

Construction contingency applied to construction cost in the year the project is awarded.
 Three percent project growth factor compounded annually is applied to right-of-way and construction costs in program years 2, 3, 4, and 5.
 No inflation is applied to the Funding From Other Sources (FFOS) or Payments.
 Engineering includes PE costs, CE costs and R/W incidentals.

		STATE FISCAL YEAR PROJECT BUDGETING					
		7/2013- 6/2014	7/2014- 6/2015	7/2015- 6/2016	7/2016- 6/2017	7/2017- 6/2018	
		Prior Prog.					
County: Andrew	Resurface roadway and shoulder improvements from Loop 29 at Country Club Village to County Line Road in St. Joseph. Project also includes reconstruction of the intersection at Loop 29.	25	48	0	0	0	0
Route: US 59							
Job No.: 1P2216		0	0	0	0	0	0
Length: 1.58	MPO: Y	0	623	0	0	0	0
Fund Cat: Taking Care Of System	AC-State: 536 State: 135 Local: 0	0	0	0	0	0	0
Sec Cat: Rehab And Reconst	Awd Date: Summer 13 Anticipated Fed Cat: NHPP	0	0	0	0	0	0
TIP #: HRR-66	Future Cost: 0 Estimate Total: 696	0	0	0	0	0	0
County: Andrew	Pavement treatment from Rte. P to Rte. 169 near King City.	0	37	0	0	0	0
Route: RT BB		0	0	0	0	0	0
Job No.: IS3037J		0	0	0	0	0	0
Length: 6.43	MPO: N	0	314	0	0	0	0
Fund Cat: Taking Care Of System	AC-State: 281 State: 70 Local: 0	0	0	0	0	0	0
Sec Cat: Low Type Resurfacing	Awd Date: Winter 14 Anticipated Fed Cat: S.T.P.	0	0	0	0	0	0
TIP #:	Future Cost: 0 Estimate Total: 351	0	0	0	0	0	0
County: Andrew	Improvements to sidewalks and pedestrian ramps in Fillmore. Right of way purchased under JIP2219.	0	19	0	0	0	0
Route: RT H		0	0	0	0	0	0
Job No.: 1P2219D		0	0	0	0	0	0
Length: 0.50	MPO: N	0	145	0	0	0	0
Fund Cat: Taking Care Of System	AC-State: 131 State: 33 Local: 0	0	0	0	0	0	0
Sec Cat: Rehab And Reconst	Awd Date: Fall 13 Anticipated Fed Cat: S.T.P.	0	0	0	0	0	0
TIP #:	Future Cost: 0 Estimate Total: 164	0	0	0	0	0	0
County: Atchison	Resurface roadway and improve shoulders from Tarkio to Rte. M.	105	5	5	142	0	0
Route: US 136		0	0	0	0	0	0
Job No.: 1P2224		0	0	0	0	0	0
Length: 6.16	MPO: N	0	0	0	2,113	0	0
Fund Cat: Taking Care Of System	AC-State: 1,812 State: 453 Local: 0	0	0	0	0	0	0
Sec Cat: Rehab And Reconst	Awd Date: 2016 Anticipated Fed Cat: NHPP	0	0	0	0	0	0
TIP #:	Future Cost: 0 Estimate Total: 2,370	0	0	0	0	0	0
County: Atchison	Resurfacing of the southbound lane 0.6 mile south of Rte. B to 1.6 miles north of Rte. 136, near Rock Port.	96	161	0	0	0	0
Route: IS 29		0	0	0	0	0	0
Job No.: II2180		0	0	0	0	0	0
Length: 2.99	MPO: N	0	2,277	0	0	0	0
Fund Cat: Statewide Interstate And Major Bridge	AC-State: 2,193 State: 245 Local: 0	0	0	0	0	0	0
Sec Cat: Rehab And Reconst	Awd Date: Fall 13 Anticipated Fed Cat: NHPP	0	0	0	0	0	0
TIP #:	Future Cost: 0 Estimate Total: 2,534	0	0	0	0	0	0

* Subject to the approval of the Transportation Improvement Plan by the governing Metropolitan Planning Organization.
 Jun-25-2013 Section 4 - 2 District Northwest



2014-2018 Highway and Bridge Construction Schedule

Transportation Planning

P.O. Box 270
Jefferson City, MO 65102

Construction contingency applied to construction cost in the year the project is awarded. Three percent project growth factor compounded annually is applied to right-of-way and construction costs in program years 2, 3, 4, and 5. No inflation is applied to the Funding From Other Sources (FFOS) or Payments. Engineering includes PE costs, CE costs and R/W incidentals.

		STATE FISCAL YEAR PROJECT BUDGETING					
		Prior Prog.	7/2013-6/2014	7/2014-6/2015	7/2015-6/2016	7/2016-6/2017	7/2017-6/2018
County: Atchison	Replace bridge decks over Rock Creek 0.5 mile south of Rte. 111, near Rock Port. Project involves bridges A2709 in the northbound and southbound lanes.	50	75	130	0	0	0
Route: IS 29							
Job No.: 113014							
Length: 0.10	MPO: N						
Fund Cat: Statewide Interstate And Major Bridge	Fed: 1,422 State: 356 Local: 0						
Sec Cat: Rehab And Reconst	Awd Date: 2015 Anticipated Fed Cat: NHPP						
TIP #:	Future Cost: 0 Estimate Total: 1,828						
County: Atchison	Job Order Contracting for pavement repair from the Iowa State line to Rte. K in Andrew County.	0	20	0	0	0	0
Route: IS 29							
Job No.: 212166B							
Length: 63.97	MPO: N						
Fund Cat: Statewide Interstate And Major Bridge	AC-State: 243 State: 27 Local: 0						
Sec Cat: Preventive Maint	Awd Date: Spring 14 Anticipated Fed Cat: NHPP						
TIP #:	Future Cost: 0 Estimate Total: 270						
County: Atchison	Replace bridge deck over I-29 near Rock Port. Project involves bridge A2375.	26	38	0	0	0	0
Route: RT B							
Job No.: 1S0960							
Length: 0.09	MPO: N						
Fund Cat: Taking Care Of System	Fed: 419 State: 105 Local: 0						
Sec Cat: Rehab And Reconst	Awd Date: Fall 13 Anticipated Fed Cat: NHPP						
TIP #:	Future Cost: 0 Estimate Total: 550						
County: Atchison	Pavement treatment from Rte. 46 to end of state maintenance.	0	29	0	0	0	0
Route: RT MM							
Job No.: 1S3037C							
Length: 4.97	MPO: N						
Fund Cat: Taking Care Of System	AC-State: 218 State: 54 Local: 0						
Sec Cat: Low Type Resurfacing	Awd Date: Winter 14 Anticipated Fed Cat: S.T.P.						
TIP #:	Future Cost: 0 Estimate Total: 272						
County: Atchison	Replace bridge over East Fork Tarkio Creek 3.4 miles south of Rte. 46 near Fairfax. Project involves bridge P0330.	27	43	66	0	0	0
Route: RT N							
Job No.: 1S0561							
Length: 0.50	MPO: N						
Fund Cat: Major Projects & Emerging Needs	Fed: 681 State: 170 Local: 0						
Sec Cat: Rehab And Reconst	Awd Date: Fall 14 Anticipated Fed Cat: NHPP						
TIP #:	Future Cost: 0 Estimate Total: 878						



2014-2018 Highway and Bridge Construction Schedule

Construction contingency applied to construction cost in the year the project is awarded.
Three percent project growth factor compounded annually is applied to right-of-way and construction costs in program years 2, 3, 4, and 5.
No inflation is applied to the Funding From Other Sources (FFOS) or Payments.
Engineering includes PE costs, CE costs and R/W incidentals.

		STATE FISCAL YEAR PROJECT BUDGETING					
		Prior Prog.	7/2013-6/2014	7/2014-6/2015	7/2015-6/2016	7/2016-6/2017	7/2017-6/2018
County: Atchison	Replace bridge deck over Middle Fork Tarkio Creek near Westboro. Project involves bridge A1863.	21	25	0	0	0	0
Route: RT 0							
Job No.: 152165		0	5	0	0	0	0
Length: 0.10	MPO: N	0	255	0	0	0	0
Fund Cat: Taking Care Of System	Fed: 228 State: 57 Local: 0	0	0	0	0	0	0
Sec Cat: Rehab And Reconst	Awd Date: Fall 13 Anticipated Fed Cat: NHPP	0	0	0	0	0	0
TIP #:	Future Cost: 0 Estimate Total: 306	0	0	0	0	0	0
County: Atchison	Pavement treatment on entire route in the county.	0	35	0	0	0	0
Route: RT V		0	0	0	0	0	0
Job No.: 153037B		0	0	0	0	0	0
Length: 5.69	MPO: N	0	294	0	0	0	0
Fund Cat: Taking Care Of System	AC-State: 263 State: 66 Local: 0	0	0	0	0	0	0
Sec Cat: Low Type Resurfacing	Awd Date: Winter 14 Anticipated Fed Cat: S.T.P.	0	0	0	0	0	0
TIP #:	Future Cost: 0 Estimate Total: 329	0	0	0	0	0	0
County: Buchanan	Bridge repairs on I-229 viaduct through downtown St. Joseph. Project involves bridge A2225 in the northbound and southbound lanes.	0	265	0	0	0	0
Route: IS 229		0	0	0	0	0	0
Job No.: 113033		0	0	0	0	0	0
Length: 1.26	MPO: Y	0	1,785	0	0	0	0
Fund Cat: Statewide Interstate And Major Bridge	Fed: 1,640 State: 410 Local: 0	0	0	0	0	0	0
Sec Cat: Rehab And Reconst	Awd Date: Spring 14 Anticipated Fed Cat: NHPP	0	0	0	0	0	0
TIP #:	Future Cost: 0 Estimate Total: 2,050	0	0	0	0	0	0
County: Buchanan	Construct sidewalks and pedestrian crossings along east side of Belt Highway (LP 29) from Wal-Mart Avenue to Karnes Road. District Transportation Enhancement funds.	5	34	0	0	0	0
Route: LP 29		0	0	0	0	0	0
Job No.: 153047		0	0	0	0	0	0
Length: 0.53	MPO: Y	0	256	0	0	0	0
Fund Cat: Major Projects & Emerging Needs	Fed: 233 State: 57 Local: 0	0	0	0	0	0	0
Sec Cat: Enhancements	Awd Date: Fall 13 Anticipated Fed Cat: S.T.P.	0	205	0	0	0	0
TIP #:	Future Cost: 0 Estimate Total: 295	0	0	0	0	0	0
County: Buchanan	Construct sidewalks and pedestrian crossings along west side of Belt Highway (LP 29) from south of Blackwell Road to Ashland Avenue. District Transportation Enhancement funds.	5	38	0	0	0	0
Route: LP 29		0	10	0	0	0	0
Job No.: 153048		0	263	0	0	0	0
Length: 0.42	MPO: Y	0	0	0	0	0	0
Fund Cat: Major Projects & Emerging Needs	Fed: 249 State: 62 Local: 0	0	210	0	0	0	0
Sec Cat: Enhancements	Awd Date: Fall 13 Anticipated Fed Cat: S.T.P.	0	0	0	0	0	0
TIP #:	Future Cost: 0 Estimate Total: 316	0	0	0	0	0	0

* Subject to the approval of the Transportation Improvement Plan by the governing Metropolitan Planning Organization.
Jun-25-2013 Section 4 - 4 District Northwest



2014-2018 Highway and Bridge Construction Schedule

Transportation Planning

P.O. Box 270
Jefferson City, MO 65102

Construction contingency applied to construction cost in the year the project is awarded. Three percent project growth factor compounded annually is applied to right-of-way and construction costs in program years 2, 3, 4, and 5. No inflation is applied to the Funding From Other Sources (FFOS) or Payments. Engineering includes PE costs, CE costs and R/W incidentals.

	STATE FISCAL YEAR PROJECT BUDGETING					
	Prior Prog.	7/2013-6/2014	7/2014-6/2015	7/2015-6/2016	7/2016-6/2017	7/2017-6/2018
County: Buchanan Route: LP 29 Job No.: 153049 Length: 0.25 MPO: Y Fund Cat: Major Projects & Emerging Needs Sec Cat: Enhancements TIP #:	5	37	0	0	0	0
Construct sidewalks and pedestrian crossings along Belt Highway (LP 29) on west side from County Line Road to north of Blackwell Road, and on east side from Northridge Drive to Wal-Mart Avenue. District Transportation Enhancement funds. Awd Date: Fall 13 Anticipated Fed Cat: S.T.P. Future Cost: 0 Estimate Total: 332						
Engineering: R/W: Construction: FFOS: Payments:						
County: Buchanan Route: US 36 Job No.: 1P2206 Length: 0.23 MPO: Y Fund Cat: Statewide Interstate And Major Bridge Sec Cat: Rehab And Reconst TIP #: BR-42	167	5	286	0	0	0
Replace bridge deck on westbound lane bridge and replace expansion joints on eastbound lane bridge over the Platte River, 2.3 miles east of Rte. AC near St. Joseph. Project involves bridges A0782 and A0923. Awd Date: Fall 14 Anticipated Fed Cat: NHPP Future Cost: 0 Estimate Total: 4,733						
Engineering: R/W: Construction: FFOS: Payments:						
County: Buchanan Route: US 36 Job No.: 1P3035 Length: 0.50 MPO: Y Fund Cat: Major Projects & Emerging Needs Sec Cat: System Expansion TIP #:	5	10	0	0	0	0
Economic Development project to construct interchange 1 mile east of Rte. AC in St. Joseph. \$4,210,000 from Buchanan County Agri-Business Center Board, who is also responsible for design, inspection, and acquiring right of way. Awd Date: Fall 13 Anticipated Fed Cat: NHPP Future Cost: 0 Estimate Total: 4,225						
Engineering: R/W: Construction: FFOS: Payments:						
County: Buchanan Route: US 59 Job No.: 1P0565 Length: 0.91 MPO: Y Fund Cat: Taking Care Of System Sec Cat: Rehab And Reconst TIP #: BR-40	1,149	439	0	0	0	0
Replace bridge over BNSF Railroad 4.4 miles south of Rte. 752 near St. Joseph. Project involves bridge K0590. Awd Date: Fall 13 Anticipated Fed Cat: NHPP Future Cost: 0 Estimate Total: 7,675						
Engineering: R/W: Construction: FFOS: Payments:						
County: Buchanan Route: MO 6 Job No.: 1S3032 Length: 0.35 MPO: Y Fund Cat: Major Projects & Emerging Needs Sec Cat: Enhancements TIP #: BP-31	46	39	0	0	0	0
Construct sidewalks and pedestrian crossings from Rte. 169 (Belt Hwy.) to Woodbine Road, in St. Joseph. Statewide Transportation Enhancements funds. Awd Date: Fall 13 Anticipated Fed Cat: S.T.P. Future Cost: 0 Estimate Total: 645						
Engineering: R/W: Construction: FFOS: Payments:						



2014-2018 Highway and Bridge Construction Schedule

Construction contingency applied to construction cost in the year the project is awarded.
Three percent project growth factor compounded annually is applied to right-of-way and construction costs in program years 2, 3, 4, and 5.
No inflation is applied to the Funding From Other Sources (FFOS) or Payments.
Engineering includes PE costs, CE costs and R/W incidentals.

		STATE FISCAL YEAR PROJECT BUDGETING					
		7/2013- 6/2014	7/2014- 6/2015	7/2015- 6/2016	7/2016- 6/2017	7/2017- 6/2018	
		Prior Prog.					
County: Buchanan	Resurfacing and shoulder improvements from Rte. 169 to Rte. 371 near St. Joseph.	0	143	0	0	0	
Route: RT A							
Job No.: 1S3038							
Length: 8.00	MPO: Y						
Fund Cat: Taking Care Of System	AC-State: 1,078 State: 270 Local: 0						
Sec Cat: Low Type Resurfacing	Awd Date: Winter 14 Anticipated Fed Cat: S.T.P.						
TIP #:	Future Cost: 0 Estimate Total: 1,348						
Engineering:							
R/W:							
Construction:							
FFOS:							
Payments:							
County: Buchanan	Thin lift overlay from Rte. V to Rte. HH near Dekalb.	0	44	0	0	0	
Route: RT JJ							
Job No.: 1L1400B							
Length: 7.83	MPO: Y						
Fund Cat: Taking Care Of System	AC-State: 475 State: 119 Local: 0						
Sec Cat: Low Type Resurfacing	Awd Date: Fall 13 Anticipated Fed Cat: S.T.P.						
TIP #:	Future Cost: 0 Estimate Total: 594						
Engineering:							
R/W:							
Construction:							
FFOS:							
Payments:							
County: Buchanan	Thin lift overlay from Rte. H to Rte. 116 near Agency.	0	44	0	0	0	
Route: RT MM							
Job No.: 1L1400C							
Length: 7.92	MPO: Y						
Fund Cat: Taking Care Of System	AC-State: 480 State: 120 Local: 0						
Sec Cat: Low Type Resurfacing	Awd Date: Fall 13 Anticipated Fed Cat: S.T.P.						
TIP #:	Future Cost: 0 Estimate Total: 600						
Engineering:							
R/W:							
Construction:							
FFOS:							
Payments:							
County: Buchanan	Thin lift overlay from city limits of St. Joseph to Rte. JJ.	0	10	0	0	0	
Route: RT V							
Job No.: 1L1400D							
Length: 1.52	MPO: Y						
Fund Cat: Taking Care Of System	AC-State: 106 State: 26 Local: 0						
Sec Cat: Low Type Resurfacing	Awd Date: Fall 13 Anticipated Fed Cat: S.T.P.						
TIP #:	Future Cost: 0 Estimate Total: 132						
Engineering:							
R/W:							
Construction:							
FFOS:							
Payments:							
County: Carroll	Improvements to sidewalks and pedestrian ramps in the town of Bogard. Right of way acquired under project JIP2219.	0	15	0	0	0	
Route: RT W							
Job No.: 1P2219C							
Length: 0.49	MPO: N						
Fund Cat: Taking Care Of System	AC-State: 79 State: 20 Local: 0						
Sec Cat: Rehab And Reconst	Awd Date: Fall 13 Anticipated Fed Cat: S.T.P.						
TIP #:	Future Cost: 0 Estimate Total: 99						
Engineering:							
R/W:							
Construction:							
FFOS:							
Payments:							

* Subject to the approval of the Transportation Improvement Plan by the governing Metropolitan Planning Organization.
Jun-25-2013 Section 4 - 6 District Northwest



2014-2018 Highway and Bridge Construction Schedule

Transportation Planning

P.O. Box 270
Jefferson City, MO 65102

Construction contingency applied to construction cost in the year the project is awarded. Three percent project growth factor compounded annually is applied to right-of-way and construction costs in program years 2, 3, 4, and 5. No inflation is applied to the Funding From Other Sources (FFOS) or Payments. Engineering includes PE costs, CE costs and R/W incidentals.

	STATE FISCAL YEAR PROJECT BUDGETING					
	Prior Prog.	7/2013-6/2014	7/2014-6/2015	7/2015-6/2016	7/2016-6/2017	7/2017-6/2018
County: Carroll	0	137	0	0	0	0
Route: RT W	0	0	0	0	0	0
Job No.: IS3036B	0	1,150	0	0	0	0
Length: 16.00						
Fund Cat: Taking Care Of System						
Sec Cat: Low Type Resurfacing						
TIP #:						
Pavement treatment from Rte. 65 to Rte. JJ at the Ray County line.						
County: Chariton	248	189	0	0	0	0
Route: MO 139	10	0	0	0	0	0
Job No.: 2S2190	0	2,261	0	0	0	0
Length: 0.20						
Fund Cat: Major Projects & Emerging Needs						
Sec Cat: Rehab And Reconst						
TIP #:						
Replace bridge over Stanley Lake 0.2 mile south of Summer. Project involves bridge R0421.						
County: Chariton	0	0	0	0	0	0
Route: US 24	0	0	0	0	0	0
Job No.: IP3005	0	0	0	0	0	0
Length: 13.16						
Fund Cat: Taking Care Of System						
Sec Cat: Rehab And Reconst						
TIP #:						
Resurface roadway and improve shoulders from Rte. 5 in Keytesville to Randolph County line.						
County: Clinton	0	30	137	0	0	0
Route: MO 116	0	0	0	0	0	0
Job No.: IP3025	0	0	0	0	0	0
Length: 10.67						
Fund Cat: Taking Care Of System						
Sec Cat: Rehab And Reconst						
TIP #:						
Resurface roadway and shoulder improvements from Rte. 33, at Lathrop, to Rte. D near Polo.						
County: Clinton	0	0	0	0	0	0
Route: MO 33	0	0	0	0	0	0
Job No.: IP2219B	0	0	1,755	0	0	0
Length: 0.99						
Fund Cat: Taking Care Of System						
Sec Cat: Rehab And Reconst						
TIP #:						
Improvements to pedestrian ramps, crosswalks and sidewalks for ADA compliance along Rte. 33 within the city limits of Lathrop.						
County: Clinton	75	8	0	0	0	0
Route: MO 33	25	0	0	0	0	0
Job No.: IP2219B	0	50	0	0	0	0
Length: 0.99						
Fund Cat: Taking Care Of System						
Sec Cat: Rehab And Reconst						
TIP #:						



2014-2018 Highway and Bridge Construction Schedule

Construction contingency applied to construction cost in the year the project is awarded.
 Three percent project growth factor compounded annually is applied to right-of-way and construction costs in program years 2, 3, 4, and 5.
 No inflation is applied to the Funding From Other Sources (FFOS) or Payments.
 Engineering includes PE costs, CE costs and R/W incidentals.

	STATE FISCAL YEAR PROJECT BUDGETING					
	Prior Prog.	7/2013-6/2014	7/2014-6/2015	7/2015-6/2016	7/2016-6/2017	7/2017-6/2018
County: Clinton Route: IS 35 Job No.: 112158 Length: 0.10 MPO: N Fund Cat: Statewide Interstate And Major Bridge Sec Cat: Rehab And Reconst Awd Date: Summer 13 Anticipated Fed Cat: NHPP Future Cost: 0 Estimate Total: 748	35	49	0	0	0	0
Engineering: R/W: Construction: FFOS: Payments:						
Replace bridge decks on twin structures over 232nd Street (county road) 2.9 miles south of Rte. 116 near Lathrop. Project involves bridge A0997 in the northbound and southbound lanes.	3	0	0	0	0	0
Fed: 568 State: 142 Local: NHPP						
County: Daviess Route: IS 35 Job No.: 110922 Length: 14.92 MPO: N Fund Cat: Statewide Interstate And Major Bridge Sec Cat: Rehab And Reconst Awd Date: Summer 13 Anticipated Fed Cat: NHPP Future Cost: 0 Estimate Total: 748	163	475	0	0	0	0
Engineering: R/W: Construction: FFOS: Payments:						
Pavement improvements from Rte. 69 (north) to Clinton County line near Cameron.	0	0	0	0	0	0
AC-State: 5,266 State: 586 Local: NHPP Federal Oversight						
County: Daviess Route: IS 35 Job No.: 212166E Length: 38.77 MPO: N Fund Cat: Statewide Interstate And Major Bridge Sec Cat: Preventive Maint Awd Date: Spring 14 Anticipated Fed Cat: NHPP Future Cost: 0 Estimate Total: 270	0	20	0	0	0	0
Engineering: R/W: Construction: FFOS: Payments:						
Job Order Contracting for pavement repair from Rte. 6 in Daviess County near Winston to the Clay County line.	0	0	0	0	0	0
AC-State: 243 State: 27 Local: NHPP						
County: Daviess Route: RT CC Job No.: 1S2204 Length: 0.12 MPO: N Fund Cat: Taking Care Of System Sec Cat: Rehab And Reconst Awd Date: Fall 13 Anticipated Fed Cat: NHPP Future Cost: 0 Estimate Total: 328	11	25	0	0	0	0
Engineering: R/W: Construction: FFOS: Payments:						
Replace bridge deck over Marrowbone Creek near Hamilton. Project involves bridge R0423.	0	0	0	0	0	0
Fed: 254 State: 63 Local: NHPP						
County: Daviess Route: RT CC Job No.: 1S3036C Length: 12.57 MPO: N Fund Cat: Taking Care Of System Sec Cat: Low Type Resurfacing Awd Date: Fall 13 Anticipated Fed Cat: S.T.P. Future Cost: 0 Estimate Total: 751	0	80	0	0	0	0
Engineering: R/W: Construction: FFOS: Payments:						
Pavement treatment from Rte. 6 to Rte. 13 in Hamilton.	0	0	0	0	0	0
AC-State: 601 State: 150 Local: S.T.P.						

* Subject to the approval of the Transportation Improvement Plan by the governing Metropolitan Planning Organization.
 Jun-25-2013 Section 4 - 8 District Northwest



2014-2018 Highway and Bridge Construction Schedule

Transportation Planning

P.O. Box 270
Jefferson City, MO 65102

Construction contingency applied to construction cost in the year the project is awarded. Three percent project growth factor compounded annually is applied to right-of-way and construction costs in program years 2, 3, 4, and 5. No inflation is applied to the Funding From Other Sources (FFOS) or Payments. Engineering includes PE costs, CE costs and R/W incidentals.

		STATE FISCAL YEAR PROJECT BUDGETING					
		Prior Prog.	7/2013-6/2014	7/2014-6/2015	7/2015-6/2016	7/2016-6/2017	7/2017-6/2018
County: Daviess	Pavement treatment from Rte. 6 at Jamesport to Rte. W.	0	62	0	0	0	0
Route: RT F							
Job No.: IS3036D							
Length: 9.00	MPO: N						
Fund Cat: Taking Care Of System	AC-State: 485 State: 121 Local: 0						
Sec Cat: Low Type Resurfacing	Awd Date: Fall 13 Anticipated Fed Cat: S.T.P.						
TIP #:	Future Cost: 0 Estimate Total: 606						
County: Daviess	Replace bridge deck over Little Muddy Creek near Jameson. Project involves bridge A1925.	5	16	0	0	0	0
Route: RT P							
Job No.: IS2210							
Length: 0.10	MPO: N						
Fund Cat: Taking Care Of System	Fed: 161 State: 41 Local: 0						
Sec Cat: Rehab And Reconst	Awd Date: Fall 13 Anticipated Fed Cat: NHPP						
TIP #:	Future Cost: 0 Estimate Total: 207						
County: Gentry	Thin lift overlay from Rte. 169 to end of route near Stanberry.	0	46	0	0	0	0
Route: RT B							
Job No.: IL1400F							
Length: 8.35	MPO: N						
Fund Cat: Taking Care Of System	AC-State: 507 State: 126 Local: 0						
Sec Cat: Low Type Resurfacing	Awd Date: Fall 13 Anticipated Fed Cat: S.T.P.						
TIP #:	Future Cost: 0 Estimate Total: 633						
County: Gentry	Pavement treatment from Rte. B to end of state maintenance near Stanberry.	0	2	0	0	0	0
Route: SP B							
Job No.: IS3037L							
Length: 0.28	MPO: N						
Fund Cat: Taking Care Of System	AC-State: 12 State: 2 Local: 0						
Sec Cat: Low Type Resurfacing	Awd Date: Winter 14 Anticipated Fed Cat: S.T.P.						
TIP #:	Future Cost: 0 Estimate Total: 14						
County: Gentry	Pavement treatment from Rte. 85 to end of state maintenance near Albany.	0	38	0	0	0	0
Route: RT P							
Job No.: IS3037I							
Length: 6.77	MPO: N						
Fund Cat: Taking Care Of System	AC-State: 293 State: 72 Local: 0						
Sec Cat: Low Type Resurfacing	Awd Date: Winter 14 Anticipated Fed Cat: S.T.P.						
TIP #:	Future Cost: 0 Estimate Total: 365						



2014-2018 Highway and Bridge Construction Schedule

Construction contingency applied to construction cost in the year the project is awarded.
Three percent project growth factor compounded annually is applied to right-of-way and construction costs in program years 2, 3, 4, and 5.
No inflation is applied to the Funding From Other Sources (FFOS) or Payments.
Engineering includes PE costs, CE costs and R/W incidentals.

		STATE FISCAL YEAR PROJECT BUDGETING					
		7/2013- 6/2014	7/2014- 6/2015	7/2015- 6/2016	7/2016- 6/2017	7/2017- 6/2018	
		Prior Prog.					
County: Grundy	Resurfacing and shoulder improvements from Trenton to Rte. 5 south of Milan.	Engineering:					
Route: MO 6		R/W:	30	449	0	0	0
Job No.: 2P0782		Construction:	0	0	0	0	0
Length: 25.44	MPO: N	FFOS:	0	6,461	0	0	0
Fund Cat: Taking Care Of System	AC-State: 5,552 State: 1,388 Local: 0	Payments:	0	0	0	0	0
Sec Cat: Rehab And Reconst	Awd Date: Fall 14 Anticipated Fed Cat: NHPP		0	0	0	0	0
TIP #:	Future Cost: 0 Estimate Total: 7,005						
County: Grundy	Section 14 streambank protection at bridge over Weldon Branch at Spickard. Corps of Engineers to design and administer project. Cost is MoDOT's share. Payment to Corps for design work in FY 2014. Project involves bridge T0899.	Engineering:	5	2	0	0	0
Route: RT C		R/W:	20	0	0	0	0
Job No.: IS3025		Construction:	40	260	0	0	0
Length: 0.10	MPO: N	FFOS:	0	0	0	0	0
Fund Cat: Major Projects & Emerging Needs	AC-State: 210 State: 52 Local: 0	Payments:	0	0	0	0	0
Sec Cat: Rehab And Reconst	Awd Date: Let by Others Anticipated Fed Cat: S.T.P.		0	0	0	0	0
TIP #:	Future Cost: 0 Estimate Total: 327						
County: Harrison	Resurfacing and shoulder improvements from east of I-35, in Bethany, to the Mercer County line.	Engineering:	130	10	221	0	0
Route: US 136		R/W:	0	0	0	0	0
Job No.: 1P2225		Construction:	0	0	3,173	0	0
Length: 15.69	MPO: N	FFOS:	0	0	0	0	0
Fund Cat: Taking Care Of System	AC-State: 2,723 State: 681 Local: 0	Payments:	0	0	0	0	0
Sec Cat: Rehab And Reconst	Awd Date: Fall 14 Anticipated Fed Cat: S.T.P.		0	0	0	0	0
TIP #:	Future Cost: 0 Estimate Total: 3,534						
County: Harrison	Repair damaged bridge at County Road 245 overpass 3.4 miles north of Rte. N near Eagleville. Project involves bridge A2288.	Engineering:	45	13	0	0	0
Route: IS 35		R/W:	0	0	0	0	0
Job No.: 1I3050		Construction:	0	117	0	0	0
Length: 0.10	MPO: N	FFOS:	0	0	0	0	0
Fund Cat: Taking Care Of System	Fed: 104 State: 26 Local: 0	Payments:	0	0	0	0	0
Sec Cat: Rehab And Reconst	Awd Date: Summer 13 Anticipated Fed Cat: NHPP		0	0	0	0	0
TIP #:	Future Cost: 0 Estimate Total: 175						
County: Harrison	Job Order Contracting for pavement repair from the Iowa State line to Rte. 6 in Daviess County near Winston.	Engineering:	0	20	0	0	0
Route: IS 35		R/W:	0	0	0	0	0
Job No.: 2I2166D		Construction:	0	250	0	0	0
Length: 49.20	MPO: N	FFOS:	0	0	0	0	0
Fund Cat: Statewide Interstate And Major Bridge	AC-State: 243 State: 27 Local: 0	Payments:	0	0	0	0	0
Sec Cat: Preventive Maint	Awd Date: Spring 14 Anticipated Fed Cat: NHPP		0	0	0	0	0
TIP #:	Future Cost: 0 Estimate Total: 270						

* Subject to the approval of the Transportation Improvement Plan by the governing Metropolitan Planning Organization.
Jun-25-2013 Section 4 - 10 District Northwest



2014-2018 Highway and Bridge Construction Schedule

Transportation Planning

P.O. Box 270
Jefferson City, MO 65102

Construction contingency applied to construction cost in the year the project is awarded. Three percent project growth factor compounded annually is applied to right-of-way and construction costs in program years 2, 3, 4, and 5. No inflation is applied to the Funding From Other Sources (FFOS) or Payments. Engineering includes PE costs, CE costs and R/W incidentals.

	STATE FISCAL YEAR PROJECT BUDGETING					
	Prior Prog.	7/2013-6/2014	7/2014-6/2015	7/2015-6/2016	7/2016-6/2017	7/2017-6/2018
County: Harrison Route: RT F Job No.: IS1052 Length: 0.10 MPO: N Fund Cat: Major Projects & Emerging Needs Sec Cat: Rehab And Reconst Awd Date: Fall 14 Anticipated Fed Cat: NHPP TIP #: Future Cost: 0 Estimate Total: 940	53	35	65	0	0	0
Replace bridge over Little Creek 0.5 mile west of Rte. W near Bethany. Project involves bridge N0163. Engineering: R/W: 0 Construction: 0 FFOS: 0 Payments: 0						
County: Harrison Route: RT W Job No.: IP2231 Length: 0.10 MPO: N Fund Cat: Taking Care Of System Sec Cat: Rehab And Reconst Awd Date: Fall 13 Anticipated Fed Cat: NHPP TIP #: Future Cost: 0 Estimate Total: 769	15	53	0	0	0	0
Replace bridge deck over East Fork Big Creek 0.7 mile west of Rte. 69 near Bethany. Project involves bridge A1370. Engineering: R/W: 0 Construction: 701 FFOS: 0 Payments: 0						
County: Holt Route: MO 111 Job No.: IS3041 Length: 0.05 MPO: N Fund Cat: Taking Care Of System Sec Cat: Rehab And Reconst Awd Date: Summer 14 Anticipated Fed Cat: NHPP TIP #: Future Cost: 0 Estimate Total: 376	0	15	29	0	0	0
Bridge improvements over Kimsey Creek near Forest City. Project involves bridge L0904. Engineering: R/W: 0 Construction: 0 FFOS: 0 Payments: 0						
County: Holt Route: IS 29 Job No.: I12212 Length: 13.84 MPO: Y Fund Cat: Statewide Interstate And Major Bridge Sec Cat: Rehab And Reconst Awd Date: Winter 14 Anticipated Fed Cat: NHPP TIP #: Future Cost: 0 Estimate Total: 7,413	141	472	0	0	0	0
Resurface roadway from Rte. 59, south of Oregon, to the Bus. 71 interchange north of St. Joseph. Engineering: R/W: 0 Construction: 6,800 FFOS: 0 Payments: 0						
County: Holt Route: IS 29 Job No.: I13015 Length: 0.10 MPO: N Fund Cat: Statewide Interstate And Major Bridge Sec Cat: Rehab And Reconst Awd Date: 2015 Anticipated Fed Cat: NHPP TIP #: Future Cost: 0 Estimate Total: 1,481	21	53	117	0	0	0
Bridge improvements on twin bridges 2.7 miles north of Oregon over Rte. 59. Project involves bridges A1393 in the northbound and southbound lanes. Engineering: R/W: 0 Construction: 0 FFOS: 0 Payments: 0						



2014-2018 Highway and Bridge Construction Schedule

Construction contingency applied to construction cost in the year the project is awarded.
 Three percent project growth factor compounded annually is applied to right-of-way and construction costs in program years 2, 3, 4, and 5.
 No inflation is applied to the Funding From Other Sources (FFOS) or Payments.
 Engineering includes PE costs, CE costs and R/W incidentals.

		STATE FISCAL YEAR PROJECT BUDGETING					
		Prior Prog.	7/2013-6/2014	7/2014-6/2015	7/2015-6/2016	7/2016-6/2017	7/2017-6/2018
County: Holt	Bridge improvements over I-29 south of Oregon. Project involves bridge A1394.	0	30	57	0	0	0
Route: US 59							
Job No.: 1S3034							
Length: 0.22	MPO: N						
Fund Cat: Taking Care Of System	Fed: 629 State: 157 Local: 0						
Sec Cat: Rehab And Reconst	Awd Date: Summer 14 Anticipated Fed Cat: NHPP						
TIP #:	Future Cost: 0 Estimate Total: 786						
Engineering:							
R/W:							
Construction:							
FFOS:							
Payments:							
County: Holt	Bridge improvements over Squaw Creek near Mound City. Project involves bridge A2567.	0	20	45	0	0	0
Route: US 59							
Job No.: 1S3040							
Length: 0.05	MPO: N						
Fund Cat: Taking Care Of System	Fed: 475 State: 119 Local: 0						
Sec Cat: Rehab And Reconst	Awd Date: Summer 14 Anticipated Fed Cat: NHPP						
TIP #:	Future Cost: 0 Estimate Total: 594						
Engineering:							
R/W:							
Construction:							
FFOS:							
Payments:							
County: Holt	Relocate intersection of County Road 147, 1.1 miles east of I-29 near Craig, Safe and Sound funds.	12	7	0	0	0	0
Route: US 59							
Job No.: 1S3046							
Length: 0.10	MPO: N						
Fund Cat: Major Projects & Emerging Needs	AC-State: 93 State: 23 Local: 0						
Sec Cat: Safety	Awd Date: Summer 13 Anticipated Fed Cat: S.T.P.						
TIP #:	Future Cost: 0 Estimate Total: 133						
Engineering:							
R/W:							
Construction:							
FFOS:							
Payments:							
County: Linn	Improvements to sidewalks and pedestrian ramps in the towns of New Boston and Bucklin.	125	22	0	0	0	0
Route: MO 129							
Job No.: 1P2219							
Length: 1.80	MPO: N						
Fund Cat: Taking Care Of System	AC-State: 163 State: 40 Local: 0						
Sec Cat: Rehab And Reconst	Awd Date: Summer 13 Anticipated Fed Cat: S.T.P.						
TIP #:	Future Cost: 0 Estimate Total: 403						
Engineering:							
R/W:							
Construction:							
FFOS:							
Payments:							
County: Linn	Replace bridge over Locust Creek 0.1 mile east of Rte. Y, near Linneus. Project involves bridge X0480.	301	70	0	0	0	0
Route: RT B							
Job No.: 1S3080							
Length: 0.00	MPO: N						
Fund Cat: Taking Care Of System	Fed: 794 State: 199 Local: 0						
Sec Cat: Rehab And Reconst	Awd Date: Fall 13 Anticipated Fed Cat: NHPP						
TIP #:	Future Cost: 0 Estimate Total: 1,294						
Engineering:							
R/W:							
Construction:							
FFOS:							
Payments:							

* Subject to the approval of the Transportation Improvement Plan by the governing Metropolitan Planning Organization.
 Jun-25-2013 Section 4 - 12 District Northwest



2014-2018 Highway and Bridge Construction Schedule

Transportation Planning

P.O. Box 270
Jefferson City, MO 65102

Construction contingency applied to construction cost in the year the project is awarded. Three percent project growth factor compounded annually is applied to right-of-way and construction costs in program years 2, 3, 4, and 5. No inflation is applied to the Funding From Other Sources (FFOS) or Payments. Engineering includes PE costs, CE costs and R/W incidentals.

	STATE FISCAL YEAR PROJECT BUDGETING					
	Prior Prog.	7/2013-6/2014	7/2014-6/2015	7/2015-6/2016	7/2016-6/2017	7/2017-6/2018
County: Linn Route: RT WW Job No.: 2S2158 Length: 0.20 MPO: N Fund Cat: Taking Care Of System Sec Cat: Rehab And Reconst TIP #:	39	32	0	0	0	0
Replace bridge over Clark Branch 0.8 mile west of Rte. ZZ near Marceline. Project involves bridge T0806. Fed: 316 State: 79 Local: 0 Awd Date: Fall 13 Anticipated Fed Cat: NHPP Future Cost: 0 Estimate Total: 435	Engineering:	R/W:	Construction:	FFOS:	Payments:	
County: Mercer Route: RT K Job No.: 1L1400G Length: 10.16 MPO: N Fund Cat: Taking Care Of System Sec Cat: Low Type Resurfacing TIP #:	0	56	0	0	0	0
Thin lift overlay from Iowa State line to Rte. 65 near Mercer. Fed: 615 State: 154 Local: 0 Awd Date: Fall 13 Anticipated Fed Cat: S.T.P. Future Cost: 0 Estimate Total: 769	Engineering:	R/W:	Construction:	FFOS:	Payments:	
County: Mercer Route: RT P Job No.: 2S2179 Length: 0.20 MPO: N Fund Cat: Taking Care Of System Sec Cat: Rehab And Reconst TIP #:	21	1	1	14	24	41
Replace bridge over Brushy Creek 5.7 miles south of Rte. B near Mercer. Project involves bridge P0670. Fed: 504 State: 126 Local: 0 Awd Date: 2018 Anticipated Fed Cat: NHPP Future Cost: 0 Estimate Total: 651	Engineering:	R/W:	Construction:	FFOS:	Payments:	
County: Nodaway Route: US 136 Job No.: 1P3039 Length: 1.04 MPO: N Fund Cat: Taking Care Of System Sec Cat: Low Type Resurfacing TIP #:	0	45	0	0	0	0
Resurface roadway from Rte. 71 to 102 River Bridge in Maryville. Fed: 352 State: 88 Local: 0 Awd Date: Winter 14 Anticipated Fed Cat: NHPP Future Cost: 0 Estimate Total: 440	Engineering:	R/W:	Construction:	FFOS:	Payments:	
County: Nodaway Route: US 71 Job No.: 1P2226 Length: 5.79 MPO: N Fund Cat: Taking Care Of System Sec Cat: Thin Lift Overlay TIP #:	43	321	0	0	0	0
Resurface roadway from Bus. 71 north intersection to south of Rte. V in Maryville. Fed: 2,971 State: 744 Local: 0 Awd Date: Winter 14 Anticipated Fed Cat: NHPP Future Cost: 0 Estimate Total: 3,758	Engineering:	R/W:	Construction:	FFOS:	Payments:	



2014-2018 Highway and Bridge Construction Schedule

Construction contingency applied to construction cost in the year the project is awarded.
 Three percent project growth factor compounded annually is applied to right-of-way and construction costs in program years 2, 3, 4, and 5.
 No inflation is applied to the Funding From Other Sources (FFOS) or Payments.
 Engineering includes PE costs, CE costs and R/W incidentals.

		STATE FISCAL YEAR PROJECT BUDGETING					
		7/2013- 6/2014	7/2014- 6/2015	7/2015- 6/2016	7/2016- 6/2017	7/2017- 6/2018	
		Prior Prog.					
County: Nodaway	Pavement treatment from Rte. P to Rte. B near Clyde.	0	48	0	0	0	
Route: RT AF							
Job No.: 1S3037G							
Length: 8.21	MPO: N						
Fund Cat: Taking Care Of System	AC-State: 354 State: 89 Local: 0						
Sec Cat: Low Type Resurfacing	Awd Date: Winter 14 Anticipated Fed Cat: S.T.P.						
TIP #:	Future Cost: 0 Estimate Total: 443						
County: Nodaway	Replace bridge deck over Mill Creek 0.7 mile east of Rte. YY near Elmo. Project involves bridge A1379.	21	29	0	0	0	
Route: RT C							
Job No.: 1S0992							
Length: 0.10	MPO: N						
Fund Cat: Taking Care Of System	Fed: 304 State: 76 Local: 0						
Sec Cat: Rehab And Reconst	Awd Date: Fall 13 Anticipated Fed Cat: NHPP						
TIP #:	Future Cost: 0 Estimate Total: 401						
County: Nodaway	Pavement treatment from Rte. B to Rte. 71 near Maryville.	0	50	0	0	0	
Route: RT FF							
Job No.: 1S3037D							
Length: 8.41	MPO: N						
Fund Cat: Taking Care Of System	AC-State: 378 State: 95 Local: 0						
Sec Cat: Low Type Resurfacing	Awd Date: Winter 14 Anticipated Fed Cat: S.T.P.						
TIP #:	Future Cost: 0 Estimate Total: 473						
County: Nodaway	Bridge improvements over 102 River near Barnard. Project involves bridge J0446.	60	40	80	0	0	
Route: RT M							
Job No.: 1S3014							
Length: 0.10	MPO: N						
Fund Cat: Taking Care Of System	Fed: 934 State: 234 Local: 0						
Sec Cat: Rehab And Reconst	Awd Date: Summer 14 Anticipated Fed Cat: NHPP						
TIP #:	Future Cost: 0 Estimate Total: 1,228						
County: Nodaway	Pavement treatment from Rte. 136 to end of state maintenance.	0	19	0	0	0	
Route: RT MM							
Job No.: 1S3037E							
Length: 3.45	MPO: N						
Fund Cat: Taking Care Of System	AC-State: 141 State: 35 Local: 0						
Sec Cat: Low Type Resurfacing	Awd Date: Winter 14 Anticipated Fed Cat: S.T.P.						
TIP #:	Future Cost: 0 Estimate Total: 176						

* Subject to the approval of the Transportation Improvement Plan by the governing Metropolitan Planning Organization.
 Jun-25-2013 Section 4 - 14 District Northwest



2014-2018 Highway and Bridge Construction Schedule

Transportation Planning

P.O. Box 270
Jefferson City, MO 65102

Construction contingency applied to construction cost in the year the project is awarded. Three percent project growth factor compounded annually is applied to right-of-way and construction costs in program years 2, 3, 4, and 5. No inflation is applied to the Funding From Other Sources (FFOS) or Payments. Engineering includes PE costs, CE costs and R/W incidentals.

	STATE FISCAL YEAR PROJECT BUDGETING					
	Prior Prog.	7/2013-6/2014	7/2014-6/2015	7/2015-6/2016	7/2016-6/2017	7/2017-6/2018
County: Nodaway						
Route: RT 0						
Job No.: 1L1400E						
Length: 15.41						
Fund Cat: Taking Care Of System						
Sec Cat: Low Type Resurfacing						
TIP #:						
Thin lift overlay from Rte. 46 to Rte. 169 near Ravenwood.						
Awd Date: Fall 13						
Future Cost: 0						
Estimate Total: 788						
AC-State: 631						
State: 157						
Local: 0						
S.T.P.						
Anticipated Fed Cat:						
Engineering:	0	57	0	0	0	0
R/W:	0	0	0	0	0	0
Construction:	0	731	0	0	0	0
FFOS:	0	0	0	0	0	0
Payments:	0	0	0	0	0	0
County: Nodaway						
Route: RT V						
Job No.: 1S2218						
Length: 0.71						
Fund Cat: Taking Care Of System						
Sec Cat: Rehab And Reconst						
TIP #:						
Resurface roadway and shoulder improvements from Munn Avenue to the Rte. 71 intersection in Maryville.						
Awd Date: Winter 14						
Future Cost: 552						
Estimate Total: 552						
AC-State: 441						
State: 111						
Local: 0						
S.T.P.						
Anticipated Fed Cat:						
Engineering:	0	59	0	0	0	0
R/W:	0	0	0	0	0	0
Construction:	0	493	0	0	0	0
FFOS:	0	0	0	0	0	0
Payments:	0	0	0	0	0	0
County: Putnam						
Route: MO 129						
Job No.: 1S3044						
Length: 0.06						
Fund Cat: Taking Care Of System						
Sec Cat: Rehab And Reconst						
TIP #:						
Bridge improvements over Shoal Creek 1.7 miles south of the Iowa State line. Project involves bridge X0239.						
Awd Date: Summer 14						
Future Cost: 288						
Estimate Total: 288						
AC-State: 230						
State: 58						
Local: 0						
NHPP						
Anticipated Fed Cat:						
Engineering:	0	8	22	0	0	0
R/W:	0	0	0	0	0	0
Construction:	0	0	258	0	0	0
FFOS:	0	0	0	0	0	0
Payments:	0	0	0	0	0	0
County: Putnam						
Route: US 136						
Job No.: 1P3042						
Length: 0.05						
Fund Cat: Taking Care Of System						
Sec Cat: Rehab And Reconst						
TIP #:						
Bridge improvements over Shoal Creek 0.1 mile east of Rte. 149 north. Project involves bridge H0439.						
Awd Date: Summer 14						
Future Cost: 1,057						
Estimate Total: 1,057						
AC-State: 845						
State: 212						
Local: 0						
NHPP						
Anticipated Fed Cat:						
Engineering:	0	30	79	0	0	0
R/W:	0	0	0	0	0	0
Construction:	0	0	948	0	0	0
FFOS:	0	0	0	0	0	0
Payments:	0	0	0	0	0	0
County: Putnam						
Route: RT CC						
Job No.: 2S2180						
Length: 0.20						
Fund Cat: Taking Care Of System						
Sec Cat: Rehab And Reconst						
TIP #:						
Bridge improvements over Shoal Creek 2.2 miles north of Rte. 129 near Unionville. Project involves bridge N0074.						
Awd Date: 2018						
Future Cost: 578						
Estimate Total: 578						
AC-State: 447						
State: 110						
Local: 0						
NHPP						
Anticipated Fed Cat:						
Engineering:	21	1	1	11	21	40
R/W:	0	0	0	0	1	0
Construction:	0	0	0	0	0	482
FFOS:	0	0	0	0	0	0
Payments:	0	0	0	0	0	0



2014-2018 Highway and Bridge Construction Schedule

Construction contingency applied to construction cost in the year the project is awarded.
Three percent project growth factor compounded annually is applied to right-of-way and construction costs in program years 2, 3, 4, and 5.
No inflation is applied to the Funding From Other Sources (FFOS) or Payments.
Engineering includes PE costs, CE costs and R/W incidentals.

		STATE FISCAL YEAR PROJECT BUDGETING					
		7/2013- 6/2014	7/2014- 6/2015	7/2015- 6/2016	7/2016- 6/2017	7/2017- 6/2018	
		Prior Prog.					
County: Putnam	Bridge improvements over Branch of Medicine Creek in Powersville. Project involves bridge N0029.	0	7	20	0	0	
Route: RT E							
Job No.: 1S3045		0	0	0	0	0	
Length: 0.06	MPO: N	0	0	232	0	0	
Fund Cat: Taking Care Of System	Fed: 208 State: 51 Local: 0	0	0	0	0	0	
Sec Cat: Rehab And Reconst	Awd Date: Summer 14 Anticipated Fed Cat: NHPP	0	0	0	0	0	
TIP #: 259	Future Cost: 0 Estimate Total: 259	0	0	0	0	0	
County: Putnam	Thin lift overlay from Iowa State line to Rte. 136 near Unionville.	0	55	0	0	0	
Route: RT U							
Job No.: 1L1400H		0	0	0	0	0	
Length: 10.22	MPO: N	0	704	0	0	0	
Fund Cat: Taking Care Of System	AC-State: 607 State: 152 Local: 0	0	0	0	0	0	
Sec Cat: Low Type Resurfacing	Awd Date: Fall 13 Anticipated Fed Cat: S.T.P.	0	0	0	0	0	
TIP #: 759	Future Cost: 0 Estimate Total: 759	0	0	0	0	0	
County: Putnam	Bridge improvements over the Old Channel Chariton Creek 2.6 miles east of Rte. FF.	0	15	27	0	0	
Route: RT W	Project involves bridge R0309.						
Job No.: 1S3043		0	0	0	0	0	
Length: 0.06	MPO: N	0	0	308	0	0	
Fund Cat: Taking Care Of System	Fed: 280 State: 70 Local: 0	0	0	0	0	0	
Sec Cat: Rehab And Reconst	Awd Date: Summer 14 Anticipated Fed Cat: NHPP	0	0	0	0	0	
TIP #: 350	Future Cost: 0 Estimate Total: 350	0	0	0	0	0	
County: Sullivan	Resurfacing and shoulder improvements from Rte. 5, north of Milan, to to Rte. 129 in Green City.	7	27	128	0	0	
Route: MO 6							
Job No.: 2P0782B		0	0	0	0	0	
Length: 9.19	MPO: N	0	0	1,697	0	0	
Fund Cat: Taking Care Of System	AC-State: 1,482 State: 370 Local: 0	0	0	0	0	0	
Sec Cat: Thin Lift Overlay	Awd Date: Fall 14 Anticipated Fed Cat: NHPP	0	0	0	0	0	
TIP #: 1,859	Future Cost: 0 Estimate Total: 1,859	0	0	0	0	0	
County: Various	Thin lift overlays on various routes in the Northwest District.	24	40	296	0	0	
Route: Various							
Job No.: 1L1500		0	0	0	0	0	
Length: 0.00	MPO: N	0	0	4,120	0	0	
Fund Cat: Taking Care Of System	AC-State: 3,565 State: 891 Local: 0	0	0	0	0	0	
Sec Cat: Low Type Resurfacing	Awd Date: Fall 14 Anticipated Fed Cat: S.T.P.	0	0	0	0	0	
TIP #: 4,480	Future Cost: 0 Estimate Total: 4,480	0	0	0	0	0	

* Subject to the approval of the Transportation Improvement Plan by the governing Metropolitan Planning Organization.
Jun-25-2013 Section 4 - 16 District Northwest

Dollars in Thousands



2014-2018 Highway and Bridge Construction Schedule

Transportation Planning

P.O. Box 270
Jefferson City, MO 65102

Construction contingency applied to construction cost in the year the project is awarded. Three percent project growth factor compounded annually is applied to right-of-way and construction costs in program years 2, 3, 4, and 5. No inflation is applied to the Funding From Other Sources (FFOS) or Payments. Engineering includes PE costs, CE costs and R/W incidentals.

		STATE FISCAL YEAR PROJECT BUDGETING					
		Prior Prog.	7/2013-6/2014	7/2014-6/2015	7/2015-6/2016	7/2016-6/2017	7/2017-6/2018
County: Various	Thin lift overlays on various routes in the Northwest District.						
Route: Various							
Job No.: 1L1600							
Length: 0.00	MPO: N						
Fund Cat: Taking Care Of System	AC-State: 3,775 State: 944 Local: 0						
Sec Cat: Low Type Resurfacing	Awd Date: 2016 Anticipated Fed Cat: S.T.P.						
TIP #:	Future Cost: 0 Estimate Total: 4,719	0	150	325	0	0	0
Engineering:		0	0	0	0	0	0
R/W:		0	0	0	0	0	0
Construction:		0	0	0	4,244	0	0
FFOS:		0	0	0	0	0	0
Payments:		0	0	0	0	0	0
County: Various	Thin lift overlays on various minor routes in the Northwest District.						
Route: Various							
Job No.: 1L1700							
Length: 0.00	MPO: N						
Fund Cat: Taking Care Of System	AC-State: 3,781 State: 945 Local: 0						
Sec Cat: Low Type Resurfacing	Awd Date: 2017 Anticipated Fed Cat: S.T.P.						
TIP #:	Future Cost: 0 Estimate Total: 4,726	0	0	24	40	291	0
Engineering:		0	0	0	0	0	0
R/W:		0	0	0	0	0	0
Construction:		0	0	0	0	4,371	0
FFOS:		0	0	0	0	0	0
Payments:		0	0	0	0	0	0
County: Various	Job Order Contracting for guard cable and guardrail repair on major routes in the Northwest District.						
Route: Various							
Job No.: 1P3007							
Length: 0.00	MPO: Y						
Fund Cat: Safety	AC-State: 282 State: 71 Local: 0						
Sec Cat: Safety	Awd Date: Spring 14 Anticipated Fed Cat: S.T.P.						
TIP #:	Future Cost: 0 Estimate Total: 355	2	3	0	0	0	0
Engineering:		0	0	0	0	0	0
R/W:		0	0	0	0	0	0
Construction:		0	350	0	0	0	0
FFOS:		0	0	0	0	0	0
Payments:		0	0	0	0	0	0
County: Various	Job Order Contracting for guard cable and guardrail repair on major routes in the Northwest District.						
Route: Various							
Job No.: 1P3022							
Length: 0.00	MPO: Y						
Fund Cat: Safety	AC-State: 293 State: 73 Local: 0						
Sec Cat: Safety	Awd Date: 2015 Anticipated Fed Cat: S.T.P.						
TIP #:	Future Cost: 0 Estimate Total: 366	0	0	5	0	0	0
Engineering:		0	0	0	0	0	0
R/W:		0	0	0	0	0	0
Construction:		0	0	361	0	0	0
FFOS:		0	0	0	0	0	0
Payments:		0	0	0	0	0	0
County: Various	Pavement improvements on various major routes in the Northwest District.						
Route: Various							
Job No.: 1P3023							
Length: 0.00	MPO: N						
Fund Cat: Taking Care Of System	AC-State: 1,864 State: 465 Local: 0						
Sec Cat: Thin Lift Overlay	Awd Date: 2016 Anticipated Fed Cat: S.T.P.						
TIP #:	Future Cost: 0 Estimate Total: 2,339	10	40	20	147	0	0
Engineering:		0	0	0	0	0	0
R/W:		0	0	0	0	0	0
Construction:		0	0	0	2,122	0	0
FFOS:		0	0	0	0	0	0
Payments:		0	0	0	0	0	0



2014-2018 Highway and Bridge Construction Schedule

Construction contingency applied to construction cost in the year the project is awarded.
 Three percent project growth factor compounded annually is applied to right-of-way and construction costs in program years 2, 3, 4, and 5.
 No inflation is applied to the Funding From Other Sources (FFOS) or Payments.
 Engineering includes PE costs, CE costs and R/W incidentals.

	STATE FISCAL YEAR PROJECT BUDGETING					
	Prior Prog.	7/2013-6/2014	7/2014-6/2015	7/2015-6/2016	7/2016-6/2017	7/2017-6/2018
County: Various Route: Various Job No.: 1P3051 Length: 0.00 Fund Cat: Safety Sec Cat: Safety TIP #:	0	0	0	0	0	0
Safety improvements at various district wide locations. Open Container funds.						
MPO: N Awd Date: 2015 Future Cost: 0 Estimate Total: 794						
Fed: 715 State: 79 Local: 0 Safety						
Engineering: R/W: Construction: FFOS: Payments:						
County: Various Route: Various Job No.: 1P3052 Length: 0.00 Fund Cat: Safety Sec Cat: Safety TIP #:	0	0	0	0	0	0
Safety improvements at various district wide locations. Open Container funds.						
MPO: N Awd Date: 2016 Future Cost: 0 Estimate Total: 806						
Fed: 725 State: 81 Local: 0 Safety						
Engineering: R/W: Construction: FFOS: Payments:						
County: Various Route: Various Job No.: 1P3065 Length: 0.00 Fund Cat: Safety Sec Cat: Safety TIP #:	0	0	0	0	5	0
Job Order Contracting for guard cable and guardrail repair on major routes in the Northwest District.						
MPO: N Awd Date: 2016 Future Cost: 0 Estimate Total: 376						
Fed: 338 State: 38 Local: 0 Safety						
Engineering: R/W: Construction: FFOS: Payments:						
County: Various Route: Various Job No.: 1S3026 Length: 0.00 Fund Cat: Taking Care Of System Sec Cat: Thin Lift Overlay TIP #:	10	40	170	0	0	0
Pavement improvements on various minor routes in the Northwest District.						
MPO: N Awd Date: Fall 14 Future Cost: 0 Estimate Total: 2,280						
AC-State: 1,816 State: 454 Local: 0 S.T.P.						
Engineering: R/W: Construction: FFOS: Payments:						
County: Various Route: Various Job No.: 1S3027 Length: 0.00 Fund Cat: Taking Care Of System Sec Cat: Rehab And Reconst TIP #:	14	29	41	0	0	0
Improvements to pedestrian ramps, crosswalks, and sidewalks for ADA compliance in various communities in the Northwest District.						
MPO: N Awd Date: Summer 14 Future Cost: 0 Estimate Total: 699						
AC-State: 548 State: 137 Local: 0 S.T.P.						
Engineering: R/W: Construction: FFOS: Payments:						

* Subject to the approval of the Transportation Improvement Plan by the governing Metropolitan Planning Organization.
 Jun-25-2013



2014-2018 Highway and Bridge Construction Schedule

Transportation Planning

P.O. Box 270
Jefferson City, MO 65102

Construction contingency applied to construction cost in the year the project is awarded. Three percent project growth factor compounded annually is applied to right-of-way and construction costs in program years 2, 3, 4, and 5. No inflation is applied to the Funding From Other Sources (FFOS) or Payments. Engineering includes PE costs, CE costs and R/W incidentals.

	STATE FISCAL YEAR PROJECT BUDGETING					
	Prior Prog.	7/2013-6/2014	7/2014-6/2015	7/2015-6/2016	7/2016-6/2017	7/2017-6/2018
County: Various Route: Various Job No.: 1S3068 Length: 0.00 MPO: N Fund Cat: Taking Care Of System Sec Cat: Rehab And Reconst Awd Date: 2016 Anticipated Fed Cat: NHPP TIP #: Future Cost: 0 Estimate Total: 3,599	0	0	147	269	0	0
Engineering: R/W: Construction: FFOS: Payments:	0	0	0	0	0	0
County: Various Route: Various Job No.: 1S3069 Length: 0.00 MPO: N Fund Cat: Taking Care Of System Sec Cat: Low Type Resurfacing Awd Date: 2015 Anticipated Fed Cat: S.T.P. TIP #: Future Cost: 0 Estimate Total: 2,642	0	69	204	0	0	0
Engineering: R/W: Construction: FFOS: Payments:	0	0	0	2,369	0	0
County: Various Route: Various Job No.: 1S3079 Length: 0.00 MPO: N Fund Cat: Major Projects & Emerging Needs Sec Cat: Rehab And Reconst Awd Date: N/A Anticipated Fed Cat: S.T.P. TIP #: Future Cost: 0 Estimate Total: 343	0	10	5	0	0	0
Engineering: R/W: Construction: FFOS: Payments:	0	20	0	0	0	0
County: Various Route: Various Job No.: 9P2264D Length: 0.00 MPO: N Fund Cat: Safety Sec Cat: Safety Awd Date: Fall 13 Anticipated Fed Cat: TIP #: Future Cost: 0 Estimate Total: 922	40	79	0	0	0	0
Engineering: R/W: Construction: FFOS: Payments:	0	0	0	0	0	0
County: Various Route: Various Job No.: 9P2264K Length: 0.00 MPO: N Fund Cat: Safety Sec Cat: Safety Awd Date: Summer 13 Anticipated Fed Cat: TIP #: Future Cost: 0 Estimate Total: 82	5	10	0	0	0	0
Engineering: R/W: Construction: FFOS: Payments:	0	0	0	0	0	0



2014-2018 Highway and Bridge Construction Schedule

Construction contingency applied to construction cost in the year the project is awarded.
 Three percent project growth factor compounded annually is applied to right-of-way and construction costs in program years 2, 3, 4, and 5.
 No inflation is applied to the Funding From Other Sources (FFOS) or Payments.
 Engineering includes PE costs, CE costs and R/W incidentals.

		STATE FISCAL YEAR PROJECT BUDGETING					
		Prior Prog.	7/2013- 6/2014	7/2014- 6/2015	7/2015- 6/2016	7/2016- 6/2017	7/2017- 6/2018
County: Worth	Replace bridge over the Platte River 1 mile east of Rte. 46 near Sheridan. Project involves bridge J0840.	16	28	55	79	0	0
Route: MO 246							
Job No.: 1S1049		0	0	12	0	0	0
Length: 0.10	MPO: N						
Fund Cat: Taking Care Of System	Fed: 903 State: 226 Local: 0						
Sec Cat: Rehab And Reconst	Awd Date: 2016 Anticipated Fed Cat: NHPP						
TIP #:	Future Cost: 0 Estimate Total: 1,145						
County: Worth	Replace bridge over Middle Fork of the Grand River 0.2 mile west of Rte. A near Sheridan. Project involves bridge G0795.	10	72	122	118	0	0
Route: MO 46							
Job No.: 1S2227		0	0	11	0	0	0
Length: 0.20	MPO: N						
Fund Cat: Major Projects & Emerging Needs	Fed: 1,891 State: 472 Local: 0						
Sec Cat: Rehab And Reconst	Awd Date: 2016 Anticipated Fed Cat: NHPP						
TIP #:	Future Cost: 0 Estimate Total: 2,373						
County: Worth	Pavement treatment from Iowa State line to Rte. F near Sheridan.	0	4	0	0	0	0
Route: RT D							
Job No.: 1S3037K		0	0	0	0	0	0
Length: 0.89	MPO: N						
Fund Cat: Taking Care Of System	AC-State: 37 State: 9 Local: 0						
Sec Cat: Low Type Resurfacing	Awd Date: Winter 14 Anticipated Fed Cat: S.T.P.						
TIP #:	Future Cost: 0 Estimate Total: 46						
County: Worth	Pavement treatment from Rte. 46 to Iowa State line near Sheridan.	0	52	0	0	0	0
Route: RT F							
Job No.: 1S3037F		0	0	0	0	0	0
Length: 9.00	MPO: N						
Fund Cat: Taking Care Of System	AC-State: 389 State: 97 Local: 0						
Sec Cat: Low Type Resurfacing	Awd Date: Winter 14 Anticipated Fed Cat: S.T.P.						
TIP #:	Future Cost: 0 Estimate Total: 486						
County: Worth	Pavement treatment from Rte. W to Rte. O near Gentry.	0	29	0	0	0	0
Route: RT YY							
Job No.: 1S3037H		0	0	0	0	0	0
Length: 8.85	MPO: N						
Fund Cat: Taking Care Of System	AC-State: 218 State: 53 Local: 0						
Sec Cat: Low Type Resurfacing	Awd Date: Winter 14 Anticipated Fed Cat: S.T.P.						
TIP #:	Future Cost: 0 Estimate Total: 271						

* Subject to the approval of the Transportation Improvement Plan by the governing Metropolitan Planning Organization.
 Jun-25-2013 Section 4 - 20 District Northwest



2014-2018 Highway and Bridge Construction Schedule

Transportation Planning

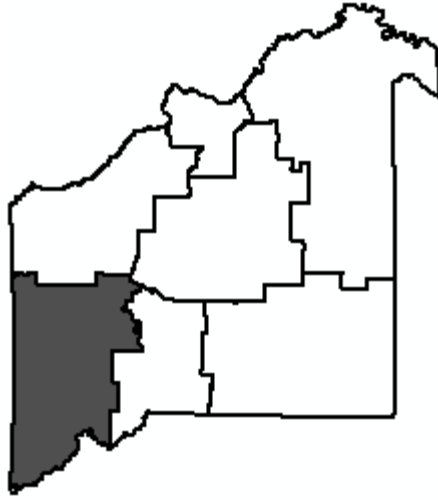
P.O. Box 270
Jefferson City, MO 65102

Construction contingency applied to construction cost in the year the project is awarded.
Three percent project growth factor compounded annually is applied to right-of-way and construction costs in program years 2, 3, 4, and 5.
No inflation is applied to the Funding From Other Sources (FFOS) or Payments.
Engineering includes PE costs, CE costs and R/W incidentals.

STATE FISCAL YEAR PROJECT BUDGETING										
Prior	7/2013-	7/2014-	7/2015-	7/2016-	7/2017-	7/2018-				
Prog.	6/2014	6/2015	6/2016	6/2017	6/2018	6/2018				
FFOS:	5	6,248	771	760	0	0				
Total R/W:	162	362	26	0	2	0				
Total Construction:	40	58,849	45,992	21,485	4,371	1,030				
Paybacks:	0	0	0	0	0	0				
Sub-Total:	202	59,211	46,018	21,485	4,373	1,030				
Total Engineering:	4,308	5,848	4,157	1,613	336	81				
Grand Total:	4,510	65,059	50,175	23,098	4,709	1,111				
		2014	2015	2016	2017	2018				
State	10,393	8,941	4,504	940	223					
AC-State	30,044	28,901	10,372	3,730	0					
Local	4,210	0	0	0	0					
Sub-total State	44,647	37,842	14,876	4,670	223					
Federal										
Sub-total Federal	20,412	12,333	8,222	39	888					
Grand Total	65,059	50,175	23,098	4,709	1,111					

Project Count: 100

PAYMENT PROJECTS



MoDOT's Northwest District



2014-2018 Highway and Bridge Construction Schedule

Transportation Planning

P.O. Box 270
Jefferson City, MO 65102

Construction contingency applied to construction cost in the year the project is awarded.
Three percent project growth factor compounded annually is applied to right-of-way and construction costs in program years 2, 3, 4, and 5.
No inflation is applied to the Funding From Other Sources (FFOS) or Payments.
Engineering includes PE costs, CE costs and R/W incidentals.

		STATE FISCAL YEAR PROJECT BUDGETING							
		Prior Prog.	7/2013-6/2014	7/2014-6/2015	7/2015-6/2016	7/2016-6/2017	7/2017-6/2018		
County:	Buchanan	Engineering:	0	0	0	0	0	0	0
Route:	US 36	R/W:	0	0	0	0	0	0	0
Job No.:	1P3035Z	Construction:	0	0	0	0	0	0	0
Length:	0.50	FFOS:	0	0	4,880	0	0	0	0
Fund Cat:	Major Projects & Emerging Needs	Payments:	0	0	0	4,880	0	0	0
Sec Cat:	Regional	Future Cost:	0	0	0	0	4,880	0	0
TIP #:		Estimate Total:	0	0	0	4,880	0	0	0
Payback from the Economic Development program to Buchanan County Agri-Business Center Board in SFY 2016 for the acceleration of project 1P3035.									
County:	Buchanan	Engineering:	0	0	0	0	0	0	0
Route:	US 59	R/W:	0	0	0	0	0	0	0
Job No.:	1P3002	Construction:	0	0	0	0	0	0	0
Length:	0.25	FFOS:	0	0	0	0	0	0	0
Fund Cat:	Statewide Interstate And Major Bridge	Payments:	0	0	0	0	0	0	0
Sec Cat:	Rehab And Reconst	Future Cost:	0	0	0	0	0	0	0
TIP #:		Estimate Total:	0	0	0	0	0	0	0
Payment to KDOT to repair bridge deck on bridge over Missouri River at Atchison, Kansas. KDOT performed the repairs in 2011. Estimate represents MoDOT's share of costs, with payment to KDOT in 2013. Project involves bridge K0697.									
County:	Holt	Engineering:	0	0	0	0	0	0	0
Route:	US 159	R/W:	0	0	0	0	0	0	0
Job No.:	1P1981	Construction:	0	0	0	0	0	0	0
Length:	0.21	FFOS:	0	0	0	0	0	0	0
Fund Cat:	Statewide Interstate And Major Bridge	Payments:	0	0	0	0	0	0	0
Sec Cat:	Rehab And Reconst	Future Cost:	0	0	0	0	0	0	0
TIP #:		Estimate Total:	0	0	0	0	0	0	0
Payment to Nebraska for removal of the existing bridge and approach spans over the Missouri River at Rulo, Nebraska. Nebraska is the lead state and will award project. Cost is Missouri's share estimated at \$1.643 million. Project involves bridge L0097.									
County:	Various	Engineering:	0	0	0	0	0	0	0
Route:	Various	R/W:	0	0	0	0	0	0	0
Job No.:	1P3066	Construction:	0	0	0	0	0	0	0
Length:	0.00	FFOS:	0	0	0	0	0	0	0
Fund Cat:	Safety	Payments:	0	0	0	0	0	0	0
Sec Cat:	Safety	Future Cost:	0	0	0	0	0	0	0
TIP #:		Estimate Total:	0	0	0	0	0	0	0
On call work zone law enforcement on various routes in the Northwest District.									
County:	Various	Engineering:	0	0	0	0	0	0	0
Route:	Various	R/W:	0	0	0	0	0	0	0
Job No.:	1P3066	Construction:	0	0	0	0	0	0	0
Length:	0.00	FFOS:	0	0	0	0	0	0	0
Fund Cat:	Safety	Payments:	0	0	0	0	0	0	0
Sec Cat:	Safety	Future Cost:	0	0	0	0	0	0	0
TIP #:		Estimate Total:	0	0	0	0	0	0	0
County:	Various	Engineering:	0	0	0	0	0	0	0
Route:	Various	R/W:	169	0	0	0	0	0	0
Job No.:	5B08000	Construction:	0	0	0	0	0	0	0
Length:	0.00	FFOS:	0	0	0	0	0	0	0
Fund Cat:	Taking Care Of System	Payments:	0	0	0	0	0	0	0
Sec Cat:	Rehab And Reconst	Future Cost:	0	0	0	0	0	0	0
TIP #:	BR-33	Estimate Total:	169	0	0	0	0	0	0
Payback beginning in SFY 2008 for Safe and Sound bridge improvements in the Northwest District. Formerly District 1 SAS payments. Funding for right of way in 2009 from contractor.									
County:	Various	Engineering:	0	0	0	0	0	0	0
Route:	Various	R/W:	169	0	0	0	0	0	0
Job No.:	5B08000	Construction:	0	0	0	0	0	0	0
Length:	0.00	FFOS:	0	0	0	0	0	0	0
Fund Cat:	Taking Care Of System	Payments:	0	0	0	0	0	0	0
Sec Cat:	Rehab And Reconst	Future Cost:	0	0	0	0	0	0	0
TIP #:	BR-33	Estimate Total:	22,074	7,194	7,194	7,194	7,194	7,194	7,194



2014-2018 Highway and Bridge Construction Schedule

Construction contingency applied to construction cost in the year the project is awarded.
 Three percent project growth factor compounded annually is applied to right-of-way and construction costs in program years 2, 3, 4, and 5.
 No inflation is applied to the Funding From Other Sources (FFOS) or Payments.
 Engineering includes PE costs, CE costs and R/W incidentals.

County: Various	Payback beginning in SFY 2008 for Safe and Sound bridge improvements in the Northwest District. Formerly District 2 SAS payments. Funding for right of way in 2009 from contractor. Partially funded by Northeast, Kansas City Rural and Central Districts.	Engineering:					
Route: Various		R/W:	0	0	0	0	0
Job No.: 5B0800P		Construction:	78	0	0	0	0
Length: 0.00	MPO: N	FFOS:	0	0	0	0	0
Fund Cat: Taking Care Of System	Fed: 0 State: 16,675 Local: 0	Payments:	78	0	0	0	0
Sec Cat: Rehab And Reconst	Awd Date: N/A Anticipated Fed Cat: State		10,231	3,335	3,335	3,335	3,335
TIP #:	Future Cost: 0 Estimate Total: 0026,984						



2014-2018 Highway and Bridge Construction Schedule

Transportation Planning

P.O. Box 270
Jefferson City, MO 65102

Construction contingency applied to construction cost in the year the project is awarded.
 Three percent project growth factor compounded annually is applied to right-of-way and construction costs in program years 2, 3, 4, and 5.
 No inflation is applied to the Funding From Other Sources (FFOS) or Payments.
 Engineering includes PE costs, CE costs and R/W incidentals.

STATE FISCAL YEAR PROJECT BUDGETING							
Prior	7/2013- 6/2014	7/2014- 6/2015	7/2015- 6/2016	7/2016- 6/2017	7/2017- 6/2018		
FFOS:	247	0	0	4,880	0	0	0
Total R/W:	247	0	0	0	0	0	0
Total Construction:	0	0	0	0	0	0	0
Paybacks:	32,305	11,535	10,529	15,409	10,529	10,529	10,529
Sub-Total:	32,552	11,535	10,529	15,409	10,529	10,529	10,529
Total Engineering:	0	0	0	0	0	0	0
Grand Total:	32,552	11,535	10,529	15,409	10,529	10,529	10,529
<hr/>							
	2014	2015	2016	2017	2018		
State	10,738	10,529	15,409	10,529	10,529		
AC-State	0	0	0	0	0		
Local	0	0	0	0	0		
Sub-total State	10,738	10,529	15,409	10,529	10,529		
Federal							
Sub-total Federal	797	0	0	0	0		
Grand Total	11,535	10,529	15,409	10,529	10,529		

Project Count: 6



2014-2018 Highway and Bridge Construction Schedule

Transportation Planning

P.O. Box 270
Jefferson City, MO 65102

Construction contingency applied to construction cost in the year the project is awarded.
Three percent inflation compounded annually is applied to right-of-way and construction costs in program years 2, 3, 4, and 5.
No inflation is applied to the Funding From Other Sources (FFOS) or Payments.
Engineering includes PE costs, CE costs and R/W incidentals.

STATE FISCAL YEAR PROJECT BUDGETING						
Prior	7/2013-	7/2014-	7/2015-	7/2016-	7/2017-	7/2018-
Prog.	6/2014	6/2015	6/2016	6/2017	6/2018	6/2018
FFOS:	252	6,248	771	5,640	0	0
Total R/W:	409	362	26	0	2	0
Total Construction:	40	58,849	45,992	21,485	4,371	1,030
Paybacks:	32,305	11,535	10,529	15,409	10,529	10,529
Sub-Total:	32,754	70,746	56,547	36,894	14,902	11,559
Total Engineering:	4,308	5,848	4,157	1,613	336	81
Grand Total:	37,062	76,594	60,704	38,507	15,238	11,640
		2014	2015	2016	2017	2018
State	21,131	19,470	19,913	11,469	10,752	
AC-State	30,044	28,901	10,372	3,730	0	
Local	4,210	0	0	0	0	
Sub-total State	55,385	48,371	30,285	15,199	10,752	
Federal						
Sub-total Federal	21,209	12,333	8,222	39	888	
Grand Total	76,594	60,704	38,507	15,238	11,640	

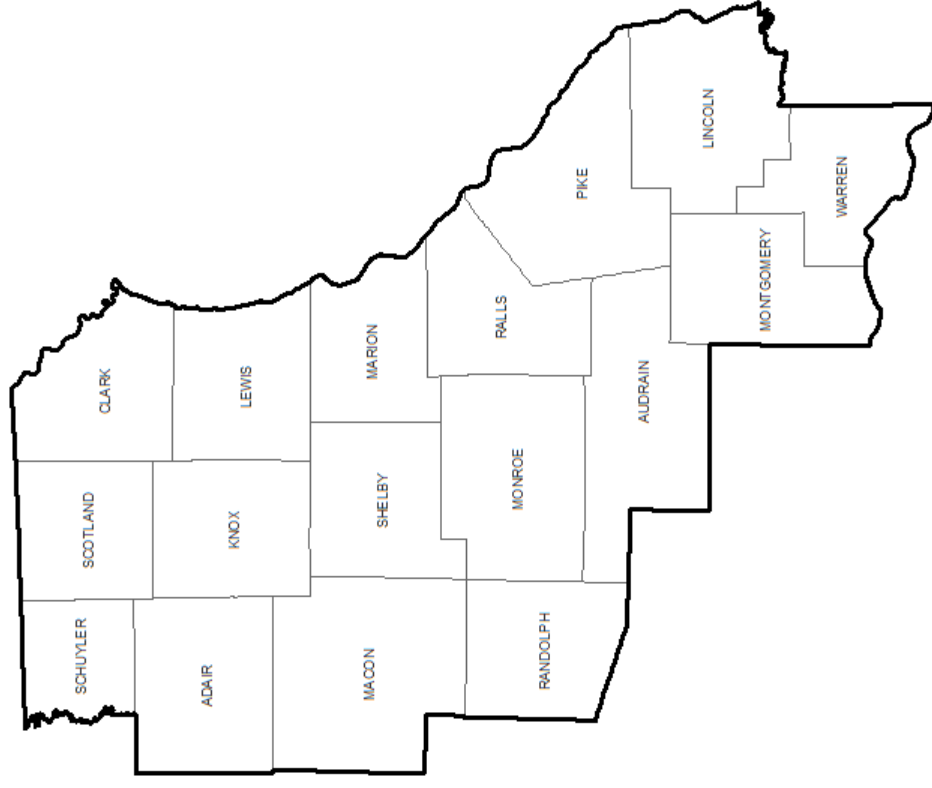
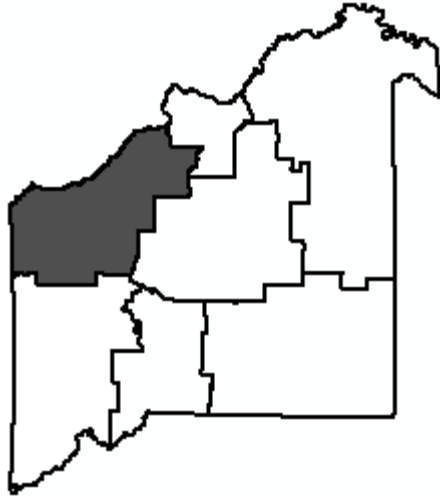
Project Count: 106

* Subject to the approval of the Transportation Improvement Plan by the governing Metropolitan Planning Organization.

Jun-25-2013

Section 4 - 1

Dollars in Thousands



MoDOT's Northeast District



2014-2018 Highway and Bridge Construction Schedule

Transportation Planning

P.O. Box 270
Jefferson City, MO 65102

Construction contingency applied to construction cost in the year the project is awarded. Three percent project growth factor compounded annually is applied to right-of-way and construction costs in program years 2, 3, 4, and 5. No inflation is applied to the Funding From Other Sources (FFOS) or Payments. Engineering includes PE costs, CE costs and R/W incidentals.

	STATE FISCAL YEAR PROJECT BUDGETING					
	Prior Prog.	7/2013-6/2014	7/2014-6/2015	7/2015-6/2016	7/2016-6/2017	7/2017-6/2018
County: Adair Route: MO 11 Job No.: 2S0412B Length: 0.20 MPO: N Fund Cat: Taking Care Of System Sec Cat: Rehab And Reconst TIP #:	58	45	154	0	0	0
Replace bridge over Mussell Fork drainage ditch 0.2 mile east of Sullivan County line. Project involves bridge K0305. Fed: 1,300 State: 325 Local: 0 NHPH Awd Date: 2015 Anticipated Fed Cat: 0 Future Cost: 1,683	Engineering:	R/W:	Construction:	FFOS:	Payments:	
County: Adair Route: MO 11 Job No.: 2S3003 Length: 1.00 MPO: N Fund Cat: Major Projects & Emerging Needs Sec Cat: Low Type Resurfacing TIP #:	2	2	16	0	0	0
Pavement and shoulder improvements from Bus. 63 to Rte. 63 in Kirksville. AC-State: 180 State: 44 Local: 0 S.T.P. Awd Date: Fall 14 Anticipated Fed Cat: 0 Future Cost: 226	Engineering:	R/W:	Construction:	FFOS:	Payments:	
County: Adair Route: MO 6 Job No.: 2P0782C Length: 6.06 MPO: N Fund Cat: Taking Care Of System Sec Cat: Thin Lift Overlay TIP #:	8	4	186	0	0	0
Pavement improvements and upgrade shoulders from east of Rte. 149 at the Chariton River to Bus. Rte. 63 in Kirksville. AC-State: 1,900 State: 475 Local: 0 NHPH Awd Date: Fall 14 Anticipated Fed Cat: 0 Future Cost: 2,383	Engineering:	R/W:	Construction:	FFOS:	Payments:	
County: Adair Route: BU 63 Job No.: 2P2197 Length: 1.16 MPO: N Fund Cat: Taking Care Of System Sec Cat: Rehab And Reconst TIP #:	99	2	51	0	0	0
Pavement improvements from Rte. 6 west to Alternate Rte. 63 north intersection in Kirksville. AC-State: 626 State: 156 Local: 0 S.T.P. Awd Date: Fall 14 Anticipated Fed Cat: 0 Future Cost: 881	Engineering:	R/W:	Construction:	FFOS:	Payments:	
County: Adair Route: RT D Job No.: 2S3056 Length: 0.58 MPO: N Fund Cat: Taking Care Of System Sec Cat: Preventive Maint TIP #:	0	2	145	0	0	0
Bridge painting on various routes in the Northeast District. Project involves bridges P0957, N0534, N0557, N0240, P0089, A2456, A2828, A2829, N0802, A1366, N0972, X0342, A2457, A1257, X0377, N0506, P0824, P0115 and L0574. Fed: 1,381 State: 345 Local: 0 NHPH Awd Date: 2015 Anticipated Fed Cat: 0 Future Cost: 1,726	Engineering:	R/W:	Construction:	FFOS:	Payments:	



2014-2018 Highway and Bridge Construction Schedule

Construction contingency applied to construction cost in the year the project is awarded.
Three percent project growth factor compounded annually is applied to right-of-way and construction costs in program years 2, 3, 4, and 5.
No inflation is applied to the Funding From Other Sources (FFOS) or Payments.
Engineering includes PE costs, CE costs and R/W incidentals.

		STATE FISCAL YEAR PROJECT BUDGETING					
		7/2013- 6/2014	7/2014- 6/2015	7/2015- 6/2016	7/2016- 6/2017	7/2017- 6/2018	Prior Prog.
County: Adair	Replace bridge deck over Shuteye Creek 1.8 miles east of Rte. O near Novinger. Project involves bridge P0957. Let in required combination with 3P2233J, 3P2233K and 2S2181.	0	16	0	0	0	0
Route: RT D							
Job No.: 3P2233I							
Length: 0.04	MPO: N						
Fund Cat: Taking Care Of System	Fed: 182 State: 45 Local: 0						
Sec Cat: Rehab And Reconst	Awd Date: Spring 14 Anticipated Fed Cat: NHPP						
TIP #:	Future Cost: 0 Estimate Total: 227						
County: Adair	Replace bridge deck over North Fork of the South Fabius River 1.5 miles south of Rte. A near Kirksville. Project involves bridge N0240. Let in required combination with 3P2233M and 2S2174.	0	12	0	0	0	0
Route: RT J							
Job No.: 3P2233L							
Length: 0.04	MPO: N						
Fund Cat: Taking Care Of System	Fed: 123 State: 30 Local: 0						
Sec Cat: Rehab And Reconst	Awd Date: Spring 14 Anticipated Fed Cat: NHPP						
TIP #:	Future Cost: 0 Estimate Total: 153						
County: Adair	Replace bridge deck over Billy's Creek 2.1 miles south of Rte. DD near Novinger. Project involves bridge N0534. Let in required combination with 3P2233I, 3P2233K and 2S2181.	0	16	0	0	0	0
Route: RT K							
Job No.: 3P2233J							
Length: 0.04	MPO: N						
Fund Cat: Taking Care Of System	Fed: 178 State: 44 Local: 0						
Sec Cat: Rehab And Reconst	Awd Date: Spring 14 Anticipated Fed Cat: NHPP						
TIP #:	Future Cost: 0 Estimate Total: 222						
County: Adair	Replace bridge deck over Bear Creek 0.8 mile west of Rte. F near Millard. Project involves bridge N0557. Let in required combination with 3P2233I, 3P2233J and 2S2181.	0	17	0	0	0	0
Route: RT KK							
Job No.: 3P2233K							
Length: 0.04	MPO: N						
Fund Cat: Taking Care Of System	Fed: 184 State: 46 Local: 0						
Sec Cat: Rehab And Reconst	Awd Date: Spring 14 Anticipated Fed Cat: NHPP						
TIP #:	Future Cost: 0 Estimate Total: 230						
County: Adair	Pavement and shoulder improvements from Bus. 63 to Rte. 63 in Kirksville.	2	2	22	0	0	0
Route: RT P							
Job No.: 2S3002							
Length: 1.56	MPO: N						
Fund Cat: Major Projects & Emerging Needs	AC-State: 259 State: 64 Local: 0						
Sec Cat: Low Type Resurfacing	Awd Date: Fall 14 Anticipated Fed Cat: S.T.P.						
TIP #:	Future Cost: 0 Estimate Total: 325						

* Subject to the approval of the Transportation Improvement Plan by the governing Metropolitan Planning Organization.
Jun-18-2013 Section 4 - 2 District Northeast

Dollars in Thousands



2014-2018 Highway and Bridge Construction Schedule

Transportation Planning

P.O. Box 270
Jefferson City, MO 65102

Construction contingency applied to construction cost in the year the project is awarded. Three percent project growth factor compounded annually is applied to right-of-way and construction costs in program years 2, 3, 4, and 5. No inflation is applied to the Funding From Other Sources (FFOS) or Payments. Engineering includes PE costs, CE costs and R/W incidentals.

	STATE FISCAL YEAR PROJECT BUDGETING						
	Prior Prog.	7/2013-6/2014	7/2014-6/2015	7/2015-6/2016	7/2016-6/2017	7/2017-6/2018	
County: Audrain Route: MO 22 Job No.: 3P2207 Length: 17.66 MPO: N Fund Cat: Taking Care Of System Sec Cat: Rehab And Reconst TIP #: 0	71	2	2	295	0	0	Engineering: R/W: Construction: FFOS: Payments:
Pavement improvements from 0.1 mile west of Rte. E in Audrain County near Mexico to Rte. F in Boone County. AC-State: 3,514 State: 877 Local: 0 Awd Date: 2016 Anticipated Fed Cat: S.T.P. Future Cost: 4,462							
County: Audrain Route: BU 54 Job No.: 3P2232 Length: 11.88 MPO: N Fund Cat: Taking Care Of System Sec Cat: Thin Lift Overlay TIP #: 0	82	85	0	0	0	0	Engineering: R/W: Construction: FFOS: Payments:
Pavement improvements from Rte. J in Mexico to Rte. 19 south junction near Martinsburg (two disconnected sections). AC-State: 928 State: 232 Local: 0 Awd Date: Winter 14 Anticipated Fed Cat: S.T.P. Future Cost: 1,242							
County: Audrain Route: RT B Job No.: 3S0437 Length: 0.06 MPO: N Fund Cat: Taking Care Of System Sec Cat: Rehab And Reconst TIP #: 0	0	20	52	0	0	0	Engineering: R/W: Construction: FFOS: Payments:
Bridge improvements over West Lick Creek 0.8 mile west of Rte. J east junction near Rush Hill. Project involves bridge T0206. Fed: 389 State: 98 Local: 0 Awd Date: 2015 Anticipated Fed Cat: NHPP Future Cost: 487							
County: Audrain Route: RT E Job No.: 3S0438 Length: 0.06 MPO: N Fund Cat: Taking Care Of System Sec Cat: Rehab And Reconst TIP #: 0	0	14	42	0	0	0	Engineering: R/W: Construction: FFOS: Payments:
Bridge improvements over Scull Lick Creek 1.9 miles north of Rte. 22 near Mexico. Project involves bridge S0962. Fed: 304 State: 76 Local: 0 Awd Date: 2015 Anticipated Fed Cat: NHPP Future Cost: 380							
County: Audrain Route: RT T Job No.: 3P2233F Length: 0.04 MPO: N Fund Cat: Taking Care Of System Sec Cat: Rehab And Reconst TIP #: 0	0	11	0	0	0	0	Engineering: R/W: Construction: FFOS: Payments:
Replace bridge deck over Young's Creek 3.7 miles east of Rte. C near Centralia. Project involves bridge P0089. Let in required combination with 3S2163. Fed: 115 State: 28 Local: 0 Awd Date: Winter 14 Anticipated Fed Cat: NHPP Future Cost: 143							



2014-2018 Highway and Bridge Construction Schedule

Transportation Planning

P.O. Box 270
Jefferson City, MO 65102

Construction contingency applied to construction cost in the year the project is awarded.
Three percent project growth factor compounded annually is applied to right-of-way and construction costs in program years 2, 3, 4, and 5.
No inflation is applied to the Funding From Other Sources (FFOS) or Payments.
Engineering includes PE costs, CE costs and R/W incidentals.

	STATE FISCAL YEAR PROJECT BUDGETING					
	Prior Prog.	7/2013-6/2014	7/2014-6/2015	7/2015-6/2016	7/2016-6/2017	7/2017-6/2018
<p>County: Clark Route: US 61 Job No.: 3P2181 Length: 0.06 MPO: N Fund Cat: Taking Care Of System Sec Cat: Rehab And Reconst TIP #: 783</p> <p>Replace bridge decks over Honey Creek and Buck Run Creek 0.9 mile north and 1.5 miles south of Rte. Z near Wayland. Project involves bridges A2828 and A2829. AC-State: 591 State: 147 Local: 0 Awd Date: Spring 14 Anticipated Fed Cat: NHPP Future Cost: 0 Estimate Total: 783</p>	45	52	0	0	0	0
Engineering:						
R/W:	0	0	0	0	0	0
Construction:	0	686	0	0	0	0
FFOS:	0	0	0	0	0	0
Payments:	0	0	0	0	0	0
<p>County: Lewis Route: MO 16 Job No.: 2S3053 Length: 0.97 MPO: N Fund Cat: Major Projects & Emerging Needs Sec Cat: System Expansion TIP #: 254</p> <p>Pedestrian improvements on both sides of road from 0.2 mile east of Rte. 61 to Rte. B in Canton. \$191,000 District Transportation Enhancement funds. Fed: 203 State: 51 Local: 0 Awd Date: Spring 14 Anticipated Fed Cat: S.T.P. Future Cost: 0 Estimate Total: 254</p>	0	36	0	0	0	0
Engineering:						
R/W:	0	0	0	0	0	0
Construction:	0	218	0	0	0	0
FFOS:	0	174	0	0	0	0
Payments:	0	0	0	0	0	0
<p>County: Lewis Route: MO 16 Job No.: 2S3054 Length: 0.23 MPO: N Fund Cat: Major Projects & Emerging Needs Sec Cat: System Expansion TIP #: 57</p> <p>Pedestrian improvements on both sides of road from 0.1 mile south of east Lafayette Street to east Clay Street in Monticello. \$43,000 District Transportation Enhancement funds. Fed: 45 State: 12 Local: 0 Awd Date: Spring 14 Anticipated Fed Cat: S.T.P. Future Cost: 0 Estimate Total: 57</p>	0	8	0	0	0	0
Engineering:						
R/W:	0	0	0	0	0	0
Construction:	0	49	0	0	0	0
FFOS:	0	39	0	0	0	0
Payments:	0	0	0	0	0	0
<p>County: Lewis Route: MO 16 Job No.: 2S3057 Length: 15.62 MPO: N Fund Cat: Taking Care Of System Sec Cat: Low Type Resurfacing TIP #: 1,334</p> <p>Thin lift overlay and shoulder improvements from Rte. 6 to Rte. B in Canton (two disconnected sections). AC-State: 1,068 State: 266 Local: 0 Awd Date: Fall 13 Anticipated Fed Cat: S.T.P. Future Cost: 0 Estimate Total: 1,334</p>	0	88	0	0	0	0
Engineering:						
R/W:	0	0	0	0	0	0
Construction:	0	1,246	0	0	0	0
FFOS:	0	0	0	0	0	0
Payments:	0	0	0	0	0	0
<p>County: Lewis Route: MO 6 Job No.: 3P2151B Length: 23.74 MPO: N Fund Cat: Taking Care Of System Sec Cat: Rehab And Reconst TIP #: 3,356</p> <p>Pavement and shoulder improvements From Rte. DD in Lewis County to 0.2 mile west of Rte. 61 in Marion County near Taylor. AC-State: 2,684 State: 672 Local: 0 Awd Date: 2015 Anticipated Fed Cat: NHPP Future Cost: 0 Estimate Total: 3,356</p>	0	2	236	0	0	0
Engineering:						
R/W:	0	0	0	0	0	0
Construction:	0	0	3,118	0	0	0
FFOS:	0	0	0	0	0	0
Payments:	0	0	0	0	0	0

* Subject to the approval of the Transportation Improvement Plan by the governing Metropolitan Planning Organization.
Jun-18-2013 Section 4 - 4 District Northeast

Dollars in Thousands



2014-2018 Highway and Bridge Construction Schedule

Transportation Planning

P.O. Box 270
Jefferson City, MO 65102

Construction contingency applied to construction cost in the year the project is awarded. Three percent project growth factor compounded annually is applied to right-of-way and construction costs in program years 2, 3, 4, and 5. No inflation is applied to the Funding From Other Sources (FFOS) or Payments. Engineering includes PE costs, CE costs and R/W incidentals.

	STATE FISCAL YEAR PROJECT BUDGETING					
	Prior Prog.	7/2013-6/2014	7/2014-6/2015	7/2015-6/2016	7/2016-6/2017	7/2017-6/2018
County: Lewis Route: RT K Job No.: 3S2202 Length: 0.05 MPO: N Fund Cat: Taking Care Of System Sec Cat: Rehab And Reconst TIP #:	4	2	15	122	0	0
Project: Bridge improvements over Middle Fabius River 1.9 miles south of Rte. Y near Labelle. Project involves bridge X0192. Fed: 756 State: 188 Local: 0 Awd Date: 2016 Anticipated Fed Cat: NHPP Future Cost: 948	Engineering:	R/W:	Construction:	FFOS:	Payments:	
County: Lewis Route: RT N Job No.: 2S3019 Length: 0.07 MPO: N Fund Cat: Taking Care Of System Sec Cat: Rehab And Reconst TIP #:	2	24	0	0	0	0
Project: Replace bridge deck over Grassy Creek 1.3 miles south of Rte. 6 near Ewing. Project involves bridge N0802. Let in required combination with 2S3017 and 2S3018. Fed: 179 State: 45 Local: 0 Awd Date: Fall 13 Anticipated Fed Cat: NHPP Future Cost: 226	Engineering:	R/W:	Construction:	FFOS:	Payments:	
County: Lewis Route: RT V Job No.: 2S3018 Length: 0.13 MPO: N Fund Cat: Taking Care Of System Sec Cat: Rehab And Reconst TIP #:	2	75	0	0	0	0
Project: Replace bridge deck over North Fabius River 0.4 mile west of Rte. Z near Maywood. Project involves bridge A1366. Let in required combination with 2S3017 and 2S3019. Fed: 550 State: 138 Local: 0 Awd Date: Fall 13 Anticipated Fed Cat: NHPP Future Cost: 690	Engineering:	R/W:	Construction:	FFOS:	Payments:	
County: Lincoln Route: RT EE Job No.: 2L1400E Length: 5.26 MPO: N Fund Cat: Taking Care Of System Sec Cat: Preventive Maint TIP #:	0	12	0	0	0	0
Project: Pavement treatment from Rte. Y to Rte. 47 near Winfield. Let in combination with 2L1400D, 2L1400F and 2L1400G. AC-State: 127 State: 31 Local: 0 Awd Date: Fall 13 Anticipated Fed Cat: S.T.P. Future Cost: 158	Engineering:	R/W:	Construction:	FFOS:	Payments:	
County: Lincoln Route: RT J Job No.: 2L1400F Length: 11.86 MPO: N Fund Cat: Taking Care Of System Sec Cat: Preventive Maint TIP #:	0	24	0	0	0	0
Project: Pavement treatment from Rte. 47 in Lincoln County to I-70 north outer road near Wright City in Warren County. Let in combination with 2L1400D, 2L1400E and 2L1400G. AC-State: 276 State: 68 Local: 0 Awd Date: Fall 13 Anticipated Fed Cat: S.T.P. Future Cost: 344	Engineering:	R/W:	Construction:	FFOS:	Payments:	



2014-2018 Highway and Bridge Construction Schedule

Transportation Planning

P.O. Box 270
Jefferson City, MO 65102

Construction contingency applied to construction cost in the year the project is awarded.
Three percent project growth factor compounded annually is applied to right-of-way and construction costs in program years 2, 3, 4, and 5.
No inflation is applied to the Funding From Other Sources (FFOS) or Payments.
Engineering includes PE costs, CE costs and R/W incidentals.

		STATE FISCAL YEAR PROJECT BUDGETING					
		7/2013- 6/2014	7/2014- 6/2015	7/2015- 6/2016	7/2016- 6/2017	7/2017- 6/2018	Prior Prog.
County: Lincoln	Bridge improvements over Coon Creek 0.5 mile north of Rte. U south junction near Troy. Project involves bridge R0531. Let in required combination with 2P2221C.	0	2	27	0	0	0
Route: RT J							
Job No.: 2P2221B							
Length: 0.06	MPO: N						
Fund Cat: Taking Care Of System	Fed: 226 State: 56 Local: 0						
Sec Cat: Rehab And Reconst	Awd Date: 2015 Anticipated Fed Cat: NHPP						
TIP #:	Future Cost: 0 Estimate Total: 282						
County: Lincoln	Pavement treatment from Rte. 61 east outer road to Rte. W near Troy. Let in combination with 2L1400E, 2L1400F and 2L1400G.	0	13	0	0	0	0
Route: RT KK							
Job No.: 2L1400D							
Length: 6.36	MPO: N						
Fund Cat: Taking Care Of System	AC-State: 137 State: 33 Local: 0						
Sec Cat: Preventive Maint	Awd Date: Fall 13 Anticipated Fed Cat: S.T.P.						
TIP #:	Future Cost: 0 Estimate Total: 170						
County: Lincoln	Construct pedestrian bridge over Rte. 61 at Old Cap Au Gris Road in Troy. \$264,000 Statewide Transportation Enhancement funds. Cost Participation, \$36,000 with Troy and \$36,000 Troy School District.	5	37	0	0	0	0
Route: CST OLD CAP AU GRIS RD							
Job No.: 2S3008							
Length: 0.07	MPO: N						
Fund Cat: Major Projects & Emerging Needs	Fed: 318 State: 7 Local: 72						
Sec Cat: System Expansion	Awd Date: Spring 14 Anticipated Fed Cat: S.T.P.						
TIP #:	Future Cost: 0 Estimate Total: 402						
County: Lincoln	Pavement and shoulder improvements from Rte. J to 0.7 mile west of Rte. 61 near Moscow Mills. Project includes pavement improvements on Rte. 61 West Outer Road. \$154,000 Open Container, \$923,000 Repeat Offender and \$14,000 High Risk Rural Roads funds.	10	213	0	0	0	0
Route: RT U							
Job No.: 2S3001							
Length: 5.09	MPO: N						
Fund Cat: Taking Care Of System	AC-State: 1,956 State: 489 Local: 0						
Sec Cat: Low Type Resurfacing	Awd Date: Spring 14 Anticipated Fed Cat: S.T.P.						
TIP #:	Future Cost: 0 Estimate Total: 2,455						
County: Macon	Pavement improvements on southbound lanes from south of Rte. M south junction near Atlanta to Rte. DD near Macon.	12	5	84	0	0	0
Route: US 63							
Job No.: 2P2218							
Length: 5.41	MPO: N						
Fund Cat: Taking Care Of System	AC-State: 840 State: 210 Local: 0						
Sec Cat: Thin Lift Overlay	Awd Date: 2015 Anticipated Fed Cat: NHPP						
TIP #:	Future Cost: 0 Estimate Total: 1,062						

* Subject to the approval of the Transportation Improvement Plan by the governing Metropolitan Planning Organization.
Jun-18-2013 Section 4 - 6 District Northeast

Dollars in Thousands



2014-2018 Highway and Bridge Construction Schedule

Construction contingency applied to construction cost in the year the project is awarded. Three percent project growth factor compounded annually is applied to right-of-way and construction costs in program years 2, 3, 4, and 5. No inflation is applied to the Funding From Other Sources (FFOS) or Payments. Engineering includes PE costs, CE costs and R/W incidentals.

	STATE FISCAL YEAR PROJECT BUDGETING					
	Prior Prog.	7/2013-6/2014	7/2014-6/2015	7/2015-6/2016	7/2016-6/2017	7/2017-6/2018
County: Macon Route: US 63 Job No.: 2P2219 Length: 0.38 Fund Cat: Safety Sec Cat: Safety TIP #:	5	39	0	0	0	0
Intersection improvements at Rte. M at Atlanta. Awd Date: Winter 14 Anticipated Fed Cat: Safety Estimate Total: 567 Future Cost: 0						
County: Macon Route: RT WW Job No.: 2S2181 Length: 0.03 Fund Cat: Taking Care Of System Sec Cat: Rehab And Reconst TIP #:	30	23	0	0	0	0
Replace bridge deck over Brush Creek 1.4 miles west of Rte. 129 near Marceline. Project involves bridge N0972. Awd Date: Spring 14 Anticipated Fed Cat: NHPP Estimate Total: 245 Future Cost: 0						
County: Marion Route: MO 168 Job No.: 3S2216 Length: 0.11 Fund Cat: Taking Care Of System Sec Cat: Rehab And Reconst TIP #:	75	36	88	0	0	0
Bridge improvements over Clear Creek 1.7 miles west of Rte. 61 near Hannibal. Project involves bridge T0072. Awd Date: 2015 Anticipated Fed Cat: NHPP Estimate Total: 916 Future Cost: 0						
County: Marion Route: MO 79 Job No.: 2S3006B Length: 1.42 Fund Cat: Major Projects & Emerging Needs Sec Cat: Low Type Resurfacing TIP #:	0	9	145	0	0	0
Pavement improvements from 0.3 mile south of I-72 interchange to 0.1 mile north of Rte. T in Hannibal. Project also includes pedestrian and ADA improvements. Awd Date: 2015 Anticipated Fed Cat: NHPP Estimate Total: 1,993 Future Cost: 0						
County: Marion Route: RT A Job No.: 2S3017 Length: 0.08 Fund Cat: Taking Care Of System Sec Cat: Rehab And Reconst TIP #:	2	28	0	0	0	0
Replace bridge deck over Grassy Creek 1.7 miles south of Rte. 6 near Taylor. Project involves bridge X0342. Let in required combination with 2S3018 and 2S3019. Awd Date: Fall 13 Anticipated Fed Cat: NHPP Estimate Total: 270 Future Cost: 0						



2014-2018 Highway and Bridge Construction Schedule

Transportation Planning

P.O. Box 270
Jefferson City, MO 65102

Construction contingency applied to construction cost in the year the project is awarded.
Three percent project growth factor compounded annually is applied to right-of-way and construction costs in program years 2, 3, 4, and 5.
No inflation is applied to the Funding From Other Sources (FFOS) or Payments.
Engineering includes PE costs, CE costs and R/W incidentals.

	STATE FISCAL YEAR PROJECT BUDGETING					
	Prior Prog.	7/2013-6/2014	7/2014-6/2015	7/2015-6/2016	7/2016-6/2017	7/2017-6/2018
County: Monroe Route: MO 15 Job No.: 3L1400J Length: 24.56 MPO: N Fund Cat: Taking Care Of System Sec Cat: Preventive Maint TIP #:	0	48	0	0	0	0
Engineering: R/W: Construction: FFOS: Payments:						
Pavement treatment from Rte. 154 north junction in Monroe County to 1.1 miles north of Rte. 22 near Mexico in Audrain County. Let in combination with 3L1400L. AC-State: 573 State: 142 Local: 0 Awd Date: Fall 13 Anticipated Fed Cat: S.T.P. Future Cost: 0 Estimate Total: 715						
County: Monroe Route: RT W Job No.: 2L1400B Length: 4.00 MPO: N Fund Cat: Taking Care Of System Sec Cat: Preventive Maint TIP #:	0	9	0	0	0	0
Engineering: R/W: Construction: FFOS: Payments:						
Pavement treatment from Rte. 24 in Monroe City in Monroe County to Rte. J in Ralls County. Let in combination with 3L1400K and 2L1400C. AC-State: 88 State: 21 Local: 0 Awd Date: Fall 13 Anticipated Fed Cat: S.T.P. Future Cost: 0 Estimate Total: 109						
County: Monroe Route: RT Z Job No.: 3S2163 Length: 0.09 MPO: N Fund Cat: Taking Care Of System Sec Cat: Rehab And Reconst TIP #:	76	88	0	0	0	0
Engineering: R/W: Construction: FFOS: Payments:						
Replace bridge decks over Long Branch 2.8 miles south of Rte. D in Monroe County and over Young Creek 2 miles north of Rte. ZZ in Audrain County near Mexico. Project involves bridges A2457 and A2456. Fed: 633 State: 159 Local: 0 Awd Date: Winter 14 Anticipated Fed Cat: NHPP Future Cost: 0 Estimate Total: 868						
County: Montgomery Route: MO 161 Job No.: 3P2233E Length: 0.05 MPO: N Fund Cat: Taking Care Of System Sec Cat: Rehab And Reconst TIP #:	0	18	0	0	0	0
Engineering: R/W: Construction: FFOS: Payments:						
Replace bridge deck over Coon Creek 0.1 mile west of Rte. BB in Middletown. Project involves bridge A1257. Let in required combination with 3P2233G and 3P2233H. Fed: 205 State: 50 Local: 0 Awd Date: Spring 14 Anticipated Fed Cat: NHPP Future Cost: 0 Estimate Total: 255						
County: Montgomery Route: MO 19 Job No.: 3P2198 Length: 1.08 MPO: N Fund Cat: Major Projects & Emerging Needs Sec Cat: System Expansion TIP #:	201	155	451	0	0	0
Engineering: R/W: Construction: FFOS: Payments:						
Grading, drainage, paving and bridge from 0.8 mile north of Rte. WW to 0.3 mile south of Rte. WW near New Florence. New bridge over Norfolk Southern railroad. Project involves bridge J0953. \$2,250,000 Community Development Block Grant funds. AC-State: 5,152 State: 1,288 Local: 0 Awd Date: 2015 Anticipated Fed Cat: S.T.P. Future Cost: 0 Estimate Total: 6,641						

* Subject to the approval of the Transportation Improvement Plan by the governing Metropolitan Planning Organization.
 Jun-18-2013 Section 4 - 8 District Northeast

Dollars in Thousands



2014-2018 Highway and Bridge Construction Schedule

Transportation Planning

P.O. Box 270
Jefferson City, MO 65102

Construction contingency applied to construction cost in the year the project is awarded. Three percent project growth factor compounded annually is applied to right-of-way and construction costs in program years 2, 3, 4, and 5. No inflation is applied to the Funding From Other Sources (FFOS) or Payments. Engineering includes PE costs, CE costs and R/W incidentals.

	STATE FISCAL YEAR PROJECT BUDGETING					
	Prior Prog.	7/2013-6/2014	7/2014-6/2015	7/2015-6/2016	7/2016-6/2017	7/2017-6/2018
County: Montgomery Route: IS 70 Job No.: 212166J Length: 38.60 Fund Cat: Statewide Interstate And Major Bridge Sec Cat: Preventive Maint TIP #:	Job Order Contracting for pavement repair from the Callaway County line to the St. Charles County line. MPO: Y AC-State: 485 State: 55 Local: 0 Anticipated Fed Cat: NHPP Awd Date: Spring 14 Future Cost: 540 Estimate Total:					
Engineering:	0	40	0	0	0	0
R/W:	0	0	0	0	0	0
Construction:	0	500	0	0	0	0
FFOS:	0	0	0	0	0	0
Payments:	0	0	0	0	0	0
County: Montgomery Route: IS 70 Job No.: 213039 Length: 40.85 Fund Cat: Taking Care Of System Sec Cat: Routine Maintenance TIP #:	Job Order Contracting for guard cable repair on I-70 in Montgomery and Warren Counties, Rte. 47 in Warren County, Rte. T in Ralls County and Rte. 36 in Macon County. MPO: N AC-State: 251 State: 28 Local: 0 Anticipated Fed Cat: NHPP Awd Date: 2015 Future Cost: 279 Estimate Total:					
Engineering:	0	1	20	0	0	0
R/W:	0	0	0	0	0	0
Construction:	0	0	258	0	0	0
FFOS:	0	0	0	0	0	0
Payments:	0	0	0	0	0	0
County: Montgomery Route: IS 70 Job No.: 213055 Length: 4.48 Fund Cat: Major Projects & Emerging Needs Sec Cat: Rehab And Reconst TIP #:	Pavement improvements on eastbound lanes from the Callaway County line to 1.1 miles west of Rte. 161 near Mineola. Let in required combination with 312189. MPO: N AC-State: 1,714 State: 191 Local: 0 Anticipated Fed Cat: NHPP Awd Date: 2016 Future Cost: 1,905 Estimate Total:					
Engineering:	0	2	2	125	0	0
R/W:	0	0	0	0	0	0
Construction:	0	0	0	1,776	0	0
FFOS:	0	0	0	0	0	0
Payments:	0	0	0	0	0	0
County: Montgomery Route: IS 70 Job No.: 312176 Length: 11.39 Fund Cat: Taking Care Of System Sec Cat: Preventive Maint TIP #:	Pavement improvements on eastbound lanes from 1.9 miles west of Rtes. E and Y interchange in Montgomery County to 0.5 mile west of Rte. 47 in Warren County near Warrenton. MPO: N AC-State: 1,231 State: 137 Local: 0 Anticipated Fed Cat: NHPP Awd Date: Fall 13 Future Cost: 1,421 Estimate Total:					
Engineering:	53	90	0	0	0	0
R/W:	0	0	0	0	0	0
Construction:	0	1,278	0	0	0	0
FFOS:	0	0	0	0	0	0
Payments:	0	0	0	0	0	0
County: Montgomery Route: IS 70 Job No.: 312188 Length: 16.13 Fund Cat: Statewide Interstate And Major Bridge Sec Cat: Rehab And Reconst TIP #:	Pavement improvements on westbound lanes from 1.1 miles east of Rte. F to the Callaway County line near New Florence. MPO: N AC-State: 4,032 State: 448 Local: 0 Anticipated Fed Cat: NHPP Awd Date: Fall 14 Future Cost: 4,566 Estimate Total:					
Engineering:	86	2	282	0	0	0
R/W:	0	0	0	0	0	0
Construction:	0	0	4,196	0	0	0
FFOS:	0	0	0	0	0	0
Payments:	0	0	0	0	0	0



2014-2018 Highway and Bridge Construction Schedule

Construction contingency applied to construction cost in the year the project is awarded.
 Three percent project growth factor compounded annually is applied to right-of-way and construction costs in program years 2, 3, 4, and 5.
 No inflation is applied to the Funding From Other Sources (FFOS) or Payments.
 Engineering includes PE costs, CE costs and R/W incidentals.

	STATE FISCAL YEAR PROJECT BUDGETING					
	Prior Prog.	7/2013-6/2014	7/2014-6/2015	7/2015-6/2016	7/2016-6/2017	7/2017-6/2018
County: Montgomery Route: IS 70 Job No.: 312189 Length: 12.53 MPO: N Fund Cat: Statewide Interstate And Major Bridge AC-State: 4,765 State: 529 Local: 0 Sec Cat: Rehab And Reconst Awd Date: 2016 Anticipated Fed Cat: NHPP Federal Oversight TIP #: Future Cost: 0 Estimate Total: 5,404	110	2	2	323	0	0
Engineering:						
R/W:	0	0	0	0	0	0
Construction:	0	0	0	4,967	0	0
FFOS:	0	0	0	0	0	0
Payments:	0	0	0	0	0	0
County: Montgomery Route: IS 70 Job No.: 312195 Length: 0.11 MPO: N Fund Cat: Statewide Interstate And Major Bridge Fed: 4,111 State: 1,026 Local: 0 Sec Cat: Rehab And Reconst Awd Date: 2018 Anticipated Fed Cat: NHPP Federal Oversight TIP #: Future Cost: 0 Estimate Total: 5,213	76	2	2	2	2	379
Engineering:						
R/W:	0	0	0	0	0	0
Construction:	0	0	0	0	0	4,750
FFOS:	0	0	0	0	0	0
Payments:	0	0	0	0	0	0
County: Montgomery Route: RT F Job No.: 2L14001 Length: 8.41 MPO: N Fund Cat: Taking Care Of System Sec Cat: Low Type Resurfacing Awd Date: Fall 13 Anticipated Fed Cat: S.T.P. TIP #: Future Cost: 0 Estimate Total: 459	0	31	0	0	0	0
Engineering:						
R/W:	0	0	0	0	0	0
Construction:	0	428	0	0	0	0
FFOS:	0	0	0	0	0	0
Payments:	0	0	0	0	0	0
County: Ralls Route: MO 154 Job No.: 3P2233B Length: 40.14 MPO: N Fund Cat: Taking Care Of System Sec Cat: Rehab And Reconst Awd Date: Fall 13 Anticipated Fed Cat: NHPP TIP #: Future Cost: 0 Estimate Total: 124	0	10	0	0	0	0
Engineering:						
R/W:	0	0	0	0	0	0
Construction:	0	114	0	0	0	0
FFOS:	0	0	0	0	0	0
Payments:	0	0	0	0	0	0
County: Ralls Route: US 61 Job No.: 3P0778B Length: 29.67 MPO: N Fund Cat: Taking Care Of System AC-State: 1,415 State: 354 Local: 0 Sec Cat: Preventive Maint Awd Date: Fall 13 Anticipated Fed Cat: NHPP TIP #: Future Cost: 0 Estimate Total: 1,794	25	122	0	0	0	0
Engineering:						
R/W:	0	0	0	0	0	0
Construction:	0	1,647	0	0	0	0
FFOS:	0	0	0	0	0	0
Payments:	0	0	0	0	0	0

* Subject to the approval of the Transportation Improvement Plan by the governing Metropolitan Planning Organization.
 Jun-18-2013 Section 4 - 10 District Northeast



2014-2018 Highway and Bridge Construction Schedule

Transportation Planning

P.O. Box 270
Jefferson City, MO 65102

Construction contingency applied to construction cost in the year the project is awarded. Three percent project growth factor compounded annually is applied to right-of-way and construction costs in program years 2, 3, 4, and 5. No inflation is applied to the Funding From Other Sources (FFOS) or Payments. Engineering includes PE costs, CE costs and R/W incidentals.

	STATE FISCAL YEAR PROJECT BUDGETING						
	Prior Prog.	7/2013-6/2014	7/2014-6/2015	7/2015-6/2016	7/2016-6/2017	7/2017-6/2018	
County: Ralls	85	2	2	0	0	0	Engineering:
Route: US 61	0	0	0	0	0	0	R/W:
Job No.: 3P2206	0	0	0	0	0	0	Construction:
Length: 7.89	0	0	2,168	0	0	0	FFOS:
Fund Cat: Taking Care Of System	0	0	0	0	0	0	Payments:
Sec Cat: Thin Lift Overlay	0	0	0	0	0	0	
TIP #:	0	0	0	0	0	0	
Pavement improvements on northbound and southbound lanes from Warren Barrett Drive in Hannibal to 0.5 mile south of Rte. 19 near New London.							
County: Ralls							Engineering:
Route: RT A							R/W:
Job No.: 3P2233C							Construction:
Length: 0.05							FFOS:
Fund Cat: Taking Care Of System							Payments:
Sec Cat: Rehab And Reconst							
TIP #:							
Replace bridge deck over Turkey Creek 2.6 miles west of Rte. 61 near New London. Project involves bridge P0824. Let in required combination with 3P2233B and 3P2233D.							
County: Ralls	15	0	0	0	0	0	Engineering:
Route: RT A	0	0	0	0	0	0	R/W:
Job No.: 3P2233C	0	0	0	0	0	0	Construction:
Length: 0.05	0	0	0	0	0	0	FFOS:
Fund Cat: Taking Care Of System	0	0	0	0	0	0	Payments:
Sec Cat: Rehab And Reconst	0	0	0	0	0	0	
TIP #:	0	0	0	0	0	0	
Replace bridge deck over Ely Creek 4.1 miles east of Rte. J near Center. Project involves bridge N0506. Let in required combination with 3P2233B and 3P2233C.							
County: Ralls	13	0	0	0	0	0	Engineering:
Route: RT A	0	0	0	0	0	0	R/W:
Job No.: 3P2233D	0	0	0	0	0	0	Construction:
Length: 0.04	0	0	0	0	0	0	FFOS:
Fund Cat: Taking Care Of System	0	0	0	0	0	0	Payments:
Sec Cat: Rehab And Reconst	0	0	0	0	0	0	
TIP #:	0	0	0	0	0	0	
Replace bridge over Lick Creek 2.9 miles south of Rte. 154 near Perry. Project involves bridge T0387. Let in required combination with 3P2233E and 3P2233H.							
County: Ralls	32	0	0	0	0	0	Engineering:
Route: RT B	0	0	0	0	0	0	R/W:
Job No.: 3P2233G	0	0	0	0	0	0	Construction:
Length: 0.05	0	0	0	0	0	0	FFOS:
Fund Cat: Taking Care Of System	0	0	0	0	0	0	Payments:
Sec Cat: Rehab And Reconst	0	0	0	0	0	0	
TIP #:	0	0	0	0	0	0	
Replace bridge over Hurley Branch 2.5 miles south of Rte. 154 near Perry. Project involves bridge T0386. Let in required combination with 3P2233E and 3P2233G.							
County: Ralls	25	0	0	0	0	0	Engineering:
Route: RT B	0	0	0	0	0	0	R/W:
Job No.: 3P2233H	0	0	0	0	0	0	Construction:
Length: 0.04	0	0	0	0	0	0	FFOS:
Fund Cat: Taking Care Of System	0	0	0	0	0	0	Payments:
Sec Cat: Rehab And Reconst	0	0	0	0	0	0	
TIP #:	0	0	0	0	0	0	
Replace bridge over Lick Creek 2.9 miles south of Rte. 154 near Perry. Project involves bridge T0387. Let in required combination with 3P2233E and 3P2233H.							
County: Ralls	32	0	0	0	0	0	Engineering:
Route: RT B	0	0	0	0	0	0	R/W:
Job No.: 3P2233G	0	0	0	0	0	0	Construction:
Length: 0.05	0	0	0	0	0	0	FFOS:
Fund Cat: Taking Care Of System	0	0	0	0	0	0	Payments:
Sec Cat: Rehab And Reconst	0	0	0	0	0	0	
TIP #:	0	0	0	0	0	0	
Replace bridge over Hurley Branch 2.5 miles south of Rte. 154 near Perry. Project involves bridge T0386. Let in required combination with 3P2233E and 3P2233G.							
County: Ralls	25	0	0	0	0	0	Engineering:
Route: RT B	0	0	0	0	0	0	R/W:
Job No.: 3P2233H	0	0	0	0	0	0	Construction:
Length: 0.04	0	0	0	0	0	0	FFOS:
Fund Cat: Taking Care Of System	0	0	0	0	0	0	Payments:
Sec Cat: Rehab And Reconst	0	0	0	0	0	0	
TIP #:	0	0	0	0	0	0	



2014-2018 Highway and Bridge Construction Schedule

Construction contingency applied to construction cost in the year the project is awarded.
Three percent project growth factor compounded annually is applied to right-of-way and construction costs in program years 2, 3, 4, and 5.
No inflation is applied to the Funding From Other Sources (FFOS) or Payments.
Engineering includes PE costs, CE costs and R/W incidentals.

		STATE FISCAL YEAR PROJECT BUDGETING					
		Prior Prog.	7/2013-6/2014	7/2014-6/2015	7/2015-6/2016	7/2016-6/2017	7/2017-6/2018
County: Ralls	Pavement treatment from Rte. J to Rte. 19 near Perry. Let in combination with 3L1400K and 2L1400B.	0	10	0	0	0	0
Route: RT EE							
Job No.: 2L1400C		0	0	0	0	0	0
Length: 4.65	MPO: N	0	115	0	0	0	0
Fund Cat: Taking Care Of System	AC-State: 100 State: 25 Local: 0	0	0	0	0	0	0
Sec Cat: Preventive Maint	Awd Date: Fall 13 Anticipated Fed Cat: S.T.P.	0	0	0	0	0	0
TIP #:	Future Cost: 0 Estimate Total: 125	0	0	0	0	0	0
County: Ralls	Pavement treatment from Rte. 36 to Rte. 154 near Perry (two disconnected sections). Let in combination with 2L1400B and 2L1400C.	0	34	0	0	0	0
Route: RT J							
Job No.: 3L1400K		0	0	0	0	0	0
Length: 19.16	MPO: N	0	459	0	0	0	0
Fund Cat: Taking Care Of System	AC-State: 395 State: 98 Local: 0	0	0	0	0	0	0
Sec Cat: Preventive Maint	Awd Date: Fall 13 Anticipated Fed Cat: S.T.P.	0	0	0	0	0	0
TIP #:	Future Cost: 0 Estimate Total: 493	0	0	0	0	0	0
County: Randolph	Pavement and shoulder improvements from the Chariton County line to 1.5 miles west of Rte. C near Huntsville.	0	2	2	89	0	0
Route: US 24							
Job No.: 2P3051		0	0	0	0	0	0
Length: 7.64	MPO: N	0	0	0	1,123	0	0
Fund Cat: Taking Care Of System	AC-State: 973 State: 243 Local: 0	0	0	0	0	0	0
Sec Cat: Thin Lift Overlay	Awd Date: 2016 Anticipated Fed Cat: NHPP	0	0	0	0	0	0
TIP #:	Future Cost: 0 Estimate Total: 1,216	0	0	0	0	0	0
County: Randolph	Construct median opening at County Road 1635 0.5 mile north of Cairo.	16	21	0	0	0	0
Route: US 63							
Job No.: 2P2201		0	0	0	0	0	0
Length: 0.20	MPO: N	0	243	0	0	0	0
Fund Cat: Taking Care Of System	AC-State: 211 State: 53 Local: 0	0	0	0	0	0	0
Sec Cat: Systems Operations	Awd Date: Winter 14 Anticipated Fed Cat: NHPP	0	0	0	0	0	0
TIP #:	Future Cost: 0 Estimate Total: 280	0	0	0	0	0	0
County: Randolph	Intersection improvements at Rte. B and Rte. P at Clark.	0	70	0	0	0	0
Route: US 63							
Job No.: 2P2226B		0	0	0	0	0	0
Length: 0.53	MPO: N	0	767	0	0	0	0
Fund Cat: Safety	Fed: 753 State: 84 Local: 0	0	0	0	0	0	0
Sec Cat: Safety	Awd Date: Winter 14 Anticipated Fed Cat: Safety	0	0	0	0	0	0
TIP #:	Future Cost: 0 Estimate Total: 837	0	0	0	0	0	0

* Subject to the approval of the Transportation Improvement Plan by the governing Metropolitan Planning Organization.
Jun-18-2013 Section 4 - 12 District Northeast



2014-2018 Highway and Bridge Construction Schedule

Transportation Planning

P.O. Box 270
Jefferson City, MO 65102

Construction contingency applied to construction cost in the year the project is awarded. Three percent project growth factor compounded annually is applied to right-of-way and construction costs in program years 2, 3, 4, and 5. No inflation is applied to the Funding From Other Sources (FFOS) or Payments. Engineering includes PE costs, CE costs and R/W incidentals.

	STATE FISCAL YEAR PROJECT BUDGETING						
	Prior Prog.	7/2013-6/2014	7/2014-6/2015	7/2015-6/2016	7/2016-6/2017	7/2017-6/2018	
County: Randolph Route: US 63 Job No.: 2P2226C Length: 0.25 Fund Cat: Safety Sec Cat: Safety TIP #:	0	21	0	0	0	0	Engineering: R/W: Construction: FFOS: Payments:
Intersection improvements at Rte. K and Rte. Z at Cairo. Awd Date: Winter 14 Future Cost: 0 Estimate Total: 177 Fed: 159 State: 18 Local: 0 Safety							
County: Randolph Route: BU 63 Job No.: 3L1400G Length: 5.28 Fund Cat: Taking Care Of System Sec Cat: Preventive Maint TIP #:	0	12	0	0	0	0	Engineering: R/W: Construction: FFOS: Payments:
Pavement treatment from Carpenter Street to Rte. 63 near Moberly. Let in required combination with 3L1400B, 3L1400C, 3L1400D, 3L1400E, 3L1400F and 3L1400H. Awd Date: Fall 13 Future Cost: 0 Estimate Total: 160 AC-State: 128 State: 32 Local: 0 S.T.P.							
County: Randolph Route: RT A Job No.: 3L1400H Length: 9.56 Fund Cat: Taking Care Of System Sec Cat: Preventive Maint TIP #:	0	20	0	0	0	0	Engineering: R/W: Construction: FFOS: Payments:
Pavement treatment from Bus. 63 to Rte. B near Higbee. Let in required combination with 3L1400B, 3L1400C, 3L1400D, 3L1400E, 3L1400F and 3L1400G. Awd Date: Fall 13 Future Cost: 0 Estimate Total: 284 AC-State: 227 State: 57 Local: 0 S.T.P.							
County: Randolph Route: RT C Job No.: 3L1400B Length: 13.25 Fund Cat: Taking Care Of System Sec Cat: Preventive Maint TIP #:	0	24	0	0	0	0	Engineering: R/W: Construction: FFOS: Payments:
Pavement treatment from the Macon County line to 0.1 mile north of Rte. JJ near Huntsville. Let in required combination with 3L1400C, 3L1400D, 3L1400E, 3L1400F, 3L1400G and 3L1400H. Awd Date: Fall 13 Future Cost: 0 Estimate Total: 345 AC-State: 277 State: 68 Local: 0 S.T.P.							
County: Randolph Route: RT DD Job No.: 3L1400D Length: 4.15 Fund Cat: Taking Care Of System Sec Cat: Preventive Maint TIP #:	0	9	0	0	0	0	Engineering: R/W: Construction: FFOS: Payments:
Pavement treatment from 3 miles south of Rte. Z to Rte. 24 near Moberly. Let in required combination with 3L1400B, 3L1400C, 3L1400E, 3L1400F, 3L1400G and 3L1400H. Awd Date: Fall 13 Future Cost: 0 Estimate Total: 113 AC-State: 91 State: 22 Local: 0 S.T.P.							



2014-2018 Highway and Bridge Construction Schedule

Construction contingency applied to construction cost in the year the project is awarded.
 Three percent project growth factor compounded annually is applied to right-of-way and construction costs in program years 2, 3, 4, and 5.
 No inflation is applied to the Funding From Other Sources (FFOS) or Payments.
 Engineering includes PE costs, CE costs and R/W incidentals.

		STATE FISCAL YEAR PROJECT BUDGETING					
		Prior Prog.	7/2013-6/2014	7/2014-6/2015	7/2015-6/2016	7/2016-6/2017	7/2017-6/2018
County: Randolph	Pavement treatment from just east of Bus. 63 to Rte. 63 in Moberly. Let in required combination with 3L1400B, 3L1400C, 3L1400D, 3L1400E, 3L1400F, 3L1400G and 3L1400H.	0	6	0	0	0	0
Route: RT EE							
Job No.: 3L1400E							
Length: 1.16	MPO: N						
Fund Cat: Taking Care Of System	AC-State: 56 State: 14 Local: 0						
Sec Cat: Preventive Maint	Awd Date: Fall 13 Anticipated Fed Cat: S.T.P.						
TIP #:	Future Cost: 0 Estimate Total: 70						
County: Randolph	Pavement treatment from 0.1 mile east of Rte. C in Huntsville to 0.1 mile west of Rte. 24 in Moberly. Let in required combination with 3L1400B, 3L1400D, 3L1400E, 3L1400F, 3L1400G and 3L1400H.	0	10	0	0	0	0
Route: RT JJ							
Job No.: 3L1400C							
Length: 4.36	MPO: N						
Fund Cat: Taking Care Of System	AC-State: 105 State: 26 Local: 0						
Sec Cat: Preventive Maint	Awd Date: Fall 13 Anticipated Fed Cat: S.T.P.						
TIP #:	Future Cost: 0 Estimate Total: 131						
County: Randolph	Pavement treatment from Bus. 63 to Rte. 63 in Moberly. Let in required combination with 3L1400B, 3L1400C, 3L1400D, 3L1400E, 3L1400G and 3L1400H.	0	4	0	0	0	0
Route: RT M							
Job No.: 3L1400F							
Length: 1.10	MPO: N						
Fund Cat: Taking Care Of System	AC-State: 31 State: 7 Local: 0						
Sec Cat: Preventive Maint	Awd Date: Fall 13 Anticipated Fed Cat: S.T.P.						
TIP #:	Future Cost: 0 Estimate Total: 38						
County: Schuyler	Replace bridge over South Fork of North Fabius River 0.7 mile west of Rte. CC near Lancaster. Let in required combination with 3P2233L and 3P2233M. Project involves bridge P0234.	38	52	0	0	0	0
Route: RT C							
Job No.: 2S2174							
Length: 0.20	MPO: N						
Fund Cat: Taking Care Of System	Fed: 486 State: 122 Local: 0						
Sec Cat: Rehab And Reconst	Awd Date: Spring 14 Anticipated Fed Cat: NHPP						
TIP #:	Future Cost: 0 Estimate Total: 646						
County: Schuyler	Replace bridge deck over Elm Creek 0.7 mile north of Rte. W near Worthington. Project involves bridge P0115. Let in required combination with 3P2233L and 2S2174.	0	12	0	0	0	0
Route: RT H							
Job No.: 3P2233M							
Length: 0.04	MPO: N						
Fund Cat: Taking Care Of System	Fed: 127 State: 31 Local: 0						
Sec Cat: Rehab And Reconst	Awd Date: Spring 14 Anticipated Fed Cat: NHPP						
TIP #:	Future Cost: 0 Estimate Total: 158						

* Subject to the approval of the Transportation Improvement Plan by the governing Metropolitan Planning Organization.
 Jun-18-2013 Section 4 - 14 District Northeast

Dollars in Thousands



2014-2018 Highway and Bridge Construction Schedule

Transportation Planning

P.O. Box 270
Jefferson City, MO 65102

Construction contingency applied to construction cost in the year the project is awarded. Three percent project growth factor compounded annually is applied to right-of-way and construction costs in program years 2, 3, 4, and 5. No inflation is applied to the Funding From Other Sources (FFOS) or Payments. Engineering includes PE costs, CE costs and R/W incidentals.

	STATE FISCAL YEAR PROJECT BUDGETING					
	Prior Prog.	7/2013-6/2014	7/2014-6/2015	7/2015-6/2016	7/2016-6/2017	7/2017-6/2018
County: Scotland Route: RT A Job No.: 253020 Length: 0.12 MPO: N Fund Cat: Taking Care Of System Sec Cat: Rehab And Reconst TIP #:	2	58	0	0	0	0
Replace bridge deck over North Fabius River 3 miles east of Rte. M near Rutledge. Project involves bridge L0574. Let in required combination with 3P2233N. Fed: 436 State: 109 Local: 0 Awd Date: Winter 14 Anticipated Fed Cat: NHPP Future Cost: 547	Engineering:	R/W:	Construction:	FFOS:	Payments:	
County: Scotland Route: RT A Job No.: 3S0506 Length: 0.05 MPO: N Fund Cat: Taking Care Of System Sec Cat: Rehab And Reconst TIP #:	4	10	31	0	0	0
Bridge improvements over Bear Creek 1.6 miles north of Rte. U near South Gorin. Project involves bridge S0165. Fed: 221 State: 55 Local: 0 Awd Date: 2015 Anticipated Fed Cat: NHPP Future Cost: 280	Engineering:	R/W:	Construction:	FFOS:	Payments:	
County: Scotland Route: RT A Job No.: 3S0507 Length: 0.06 MPO: N Fund Cat: Taking Care Of System Sec Cat: Rehab And Reconst TIP #:	2	20	50	0	0	0
Bridge improvements over Allen Branch 0.7 mile south of Rte. 136 near Arbela. Project involves bridge S0178. Fed: 382 State: 96 Local: 0 Awd Date: 2015 Anticipated Fed Cat: NHPP Future Cost: 480	Engineering:	R/W:	Construction:	FFOS:	Payments:	
County: Scotland Route: RT U Job No.: 3P2233N Length: 0.04 MPO: N Fund Cat: Taking Care Of System Sec Cat: Rehab And Reconst TIP #:	0	19	0	0	0	0
Replace bridge deck over Bear Creek 0.9 mile east of Rte. RA near South Gorin. Project involves bridge N0265. Let in required combination with 2S3020. Fed: 214 State: 52 Local: 0 Awd Date: Winter 14 Anticipated Fed Cat: NHPP Future Cost: 266	Engineering:	R/W:	Construction:	FFOS:	Payments:	
County: Shelby Route: MO 151 Job No.: 3L14001 Length: 29.19 MPO: N Fund Cat: Taking Care Of System Sec Cat: Preventive Maint TIP #:	0	39	0	0	0	0
Pavement treatment from 0.3 mile north of Rte. 36 in Shelby County to Rte. M east junction near Madison in Monroe County (two disconnected sections). Let in combination with 3L14001. Fed: 458 State: 114 Local: 0 Awd Date: Fall 13 Anticipated Fed Cat: S.T.P. Future Cost: 572	Engineering:	R/W:	Construction:	FFOS:	Payments:	



2014-2018 Highway and Bridge Construction Schedule

Construction contingency applied to construction cost in the year the project is awarded.
 Three percent project growth factor compounded annually is applied to right-of-way and construction costs in program years 2, 3, 4, and 5.
 No inflation is applied to the Funding From Other Sources (FFOS) or Payments.
 Engineering includes PE costs, CE costs and R/W incidentals.

		STATE FISCAL YEAR PROJECT BUDGETING					
		Prior Prog.	7/2013-6/2014	7/2014-6/2015	7/2015-6/2016	7/2016-6/2017	7/2017-6/2018
County: Shelby	Bridge improvements over Salt River 3.5 miles north of Rte. 36 near Shelbyna. Project involves bridge R0039. Let in required combination with 2P2220B and 2P2220C.	0	2	2	20	0	0
Route: RT N 2P2220D							
Job No.: 008	MPO: N						
Length: 0.08	Fed: 226 State: 55 Local: 0						
Fund Cat: Taking Care Of System	NHPP						
Sec Cat: Rehab And Reconst	Awd Date: 2016 Anticipated Fed Cat: 0						
TIP #:	Future Cost: 281 Estimate Total: 281						
County: Shelby	Bridge improvements over North River 2.8 miles north of Rte. 168 near Shelbyville. Project involves bridge R0599. Let in required combination with 2P2220C and 2P2220D.	0	2	2	9	0	0
Route: RT W 2P2220B							
Job No.: 004	MPO: N						
Length: 0.04	Fed: 97 State: 22 Local: 0						
Fund Cat: Taking Care Of System	NHPP						
Sec Cat: Rehab And Reconst	Awd Date: 2016 Anticipated Fed Cat: 0						
TIP #:	Future Cost: 119 Estimate Total: 119						
County: Shelby	Bridge improvements over Tiger Fork North River 0.7 mile south of Rte. J near Bethel. Project involves bridge P0040. Let in required combination with 2P2220B and 2P2220D.	0	2	2	12	0	0
Route: RT W 2P2220C							
Job No.: 004	MPO: N						
Length: 0.04	Fed: 127 State: 32 Local: 0						
Fund Cat: Taking Care Of System	NHPP						
Sec Cat: Rehab And Reconst	Awd Date: 2016 Anticipated Fed Cat: 0						
TIP #:	Future Cost: 159 Estimate Total: 159						
County: Various	Pavement improvements on various minor routes in the Northeast District.	6	2	158	0	0	0
Route: Various 2L1500							
Job No.: 000	MPO: N						
Length: 0.00	AC-State: 1,809 State: 452 Local: 0						
Fund Cat: Taking Care Of System	S.T.P.						
Sec Cat: Low Type Resurfacing	Awd Date: Fall 14 Anticipated Fed Cat: 0						
TIP #:	Future Cost: 2,267 Estimate Total: 2,267						
County: Various	Pavement improvements on various minor routes in the Northeast District.	6	1	2	158	0	0
Route: Various 2L1600							
Job No.: 40.00	MPO: N						
Length: 40.00	AC-State: 1,860 State: 465 Local: 0						
Fund Cat: Taking Care Of System	S.T.P.						
Sec Cat: Low Type Resurfacing	Awd Date: 2016 Anticipated Fed Cat: 0						
TIP #:	Future Cost: 2,331 Estimate Total: 2,331						

* Subject to the approval of the Transportation Improvement Plan by the governing Metropolitan Planning Organization.
 Jun-18-2013 Section 4 - 16 District Northeast

Dollars in Thousands



2014-2018 Highway and Bridge Construction Schedule

Transportation Planning

P.O. Box 270
Jefferson City, MO 65102

Construction contingency applied to construction cost in the year the project is awarded. Three percent project growth factor compounded annually is applied to right-of-way and construction costs in program years 2, 3, 4, and 5. No inflation is applied to the Funding From Other Sources (FFOS) or Payments. Engineering includes PE costs, CE costs and R/W incidentals.

		STATE FISCAL YEAR PROJECT BUDGETING						
		Prior Prog.	7/2013-6/2014	7/2014-6/2015	7/2015-6/2016	7/2016-6/2017	7/2017-6/2018	
Pavement improvements on various minor routes in the Northeast District. County: Various Route: Various Job No.: 2L1601 Length: 80.00 MPO: N Fund Cat: Taking Care Of System Sec Cat: Preventive Maint Awd Date: 2016 Anticipated Fed Cat: S.T.P. AC-State: 1,860 State: 465 Local: 0 Future Cost: 0 Estimate Total: 2,325		Engineering:	0	1	2	158	0	0
		R/W:	0	0	0	0	0	
		Construction:	0	0	0	2,164	0	
		FFOS:	0	0	0	0	0	
		Payments:	0	0	0	0	0	
Pavement improvements on various minor routes in the Northeast District. County: Various Route: Various Job No.: 2L1700 Length: 120.00 MPO: N Fund Cat: Taking Care Of System Sec Cat: Low Type Resurfacing Awd Date: 2017 Anticipated Fed Cat: S.T.P. AC-State: 3,744 State: 935 Local: 0 Future Cost: 0 Estimate Total: 4,679		Engineering:	0	1	1	1	305	0
		R/W:	0	0	0	0	0	
		Construction:	0	0	0	0	4,371	
		FFOS:	0	0	0	0	0	
		Payments:	0	0	0	0	0	
Bridge improvements at various locations in the Northeast District. County: Various Route: Various Job No.: 2P3008 Length: 0.00 MPO: N Fund Cat: Major Projects & Emerging Needs Sec Cat: Rehab And Reconst Awd Date: 2016 Anticipated Fed Cat: S.T.P. AC-State: 1,906 State: 476 Local: 0 Future Cost: 0 Estimate Total: 2,384		Engineering:	2	2	2	214	0	0
		R/W:	0	0	0	0	0	
		Construction:	0	0	0	2,164	0	
		FFOS:	0	0	0	0	0	
		Payments:	0	0	0	0	0	
Pavement improvements on various major routes in the Northeast District. County: Various Route: Various Job No.: 2P3011 Length: 0.00 MPO: N Fund Cat: Major Projects & Emerging Needs Sec Cat: Thin Lift Overlay Awd Date: 2015 Anticipated Fed Cat: S.T.P. AC-State: 773 State: 193 Local: 0 Future Cost: 0 Estimate Total: 968		Engineering:	2	70	0	0	0	0
		R/W:	0	0	0	0	0	
		Construction:	0	0	894	0	0	
		FFOS:	0	0	0	0	0	
		Payments:	0	0	0	0	0	
Job Order Contracting for guard-rail repair at various locations in the Northeast District. County: Various Route: Various Job No.: 2P3038 Length: 0.00 MPO: N Fund Cat: Taking Care Of System Sec Cat: Routine Maintenance Awd Date: 2015 Anticipated Fed Cat: S.T.P. AC-State: 121 State: 30 Local: 0 Future Cost: 0 Estimate Total: 151		Engineering:	0	1	11	0	0	0
		R/W:	0	0	0	0	0	
		Construction:	0	0	139	0	0	
		FFOS:	0	0	0	0	0	
		Payments:	0	0	0	0	0	



2014-2018 Highway and Bridge Construction Schedule

Construction contingency applied to construction cost in the year the project is awarded.
 Three percent project growth factor compounded annually is applied to right-of-way and construction costs in program years 2, 3, 4, and 5.
 No inflation is applied to the Funding From Other Sources (FFOS) or Payments.
 Engineering includes PE costs, CE costs and R/W incidentals.

	STATE FISCAL YEAR PROJECT BUDGETING					
	Prior Prog.	7/2013-6/2014	7/2014-6/2015	7/2015-6/2016	7/2016-6/2017	7/2017-6/2018
County: Various Route: Various Job No.: 2P3040 Length: 0.00 Fund Cat: Safety Sec Cat: Safety TIP #:	0	1	1	0	0	0
Safety improvements at various district wide locations. Open Container funds.						
Engineering: R/W: 0 Construction: 0 FFOS: 898 Payments: 0						
Fed: 810 State: 90 Local: 0 Safety Awd Date: 2015 Anticipated Fed Cat: Safety Future Cost: 0 Estimate Total: 900						
County: Various Route: Various Job No.: 2P3041 Length: 0.00 Fund Cat: Safety Sec Cat: Safety TIP #:	0	1	1	1	0	0
Safety improvements at various district wide locations. Open Container funds.						
Engineering: R/W: 0 Construction: 0 FFOS: 800 Payments: 0						
Fed: 767 State: 85 Local: 0 Safety Awd Date: 2016 Anticipated Fed Cat: Safety Future Cost: 0 Estimate Total: 852						
County: Various Route: Various Job No.: 2P3058 Length: 30.00 Fund Cat: Major Projects & Emerging Needs Sec Cat: Rehab And Reconst TIP #:	0	1	1	1	390	0
Pavement improvements on various major routes and/or regionally significant minor routes in the Northeast District.						
Engineering: R/W: 0 Construction: 0 FFOS: 5,464 Payments: 0						
AC-State: 4,686 State: 1,171 Local: 0 S.T.P. Awd Date: 2017 Anticipated Fed Cat: S.T.P. Future Cost: 0 Estimate Total: 5,857						
County: Various Route: Various Job No.: 2P3061 Length: 0.00 Fund Cat: Major Projects & Emerging Needs Sec Cat: Regional TIP #:	0	1	1	1	43	0
Pedestrian improvements and ADA accommodations along various routes in the Northeast District.						
Engineering: R/W: 0 Construction: 0 FFOS: 279 Payments: 0						
AC-State: 260 State: 65 Local: 0 S.T.P. Awd Date: 2017 Anticipated Fed Cat: S.T.P. Future Cost: 0 Estimate Total: 325						
County: Various Route: Various Job No.: 2S3006 Length: 0.00 Fund Cat: Major Projects & Emerging Needs Sec Cat: Low Type Resurfacing TIP #:	2	0	0	231	0	0
Pavement improvements on various major routes and/or regionally significant minor routes in the Northeast District.						
Engineering: R/W: 0 Construction: 0 FFOS: 3,310 Payments: 0						
AC-State: 2,835 State: 708 Local: 0 S.T.P. Awd Date: 2015 Anticipated Fed Cat: S.T.P. Future Cost: 0 Estimate Total: 3,545						

* Subject to the approval of the Transportation Improvement Plan by the governing Metropolitan Planning Organization.
 Jun-18-2013 Section 4 - 18 District Northeast



2014-2018 Highway and Bridge Construction Schedule

Transportation Planning

P.O. Box 270
Jefferson City, MO 65102

Construction contingency applied to construction cost in the year the project is awarded. Three percent project growth factor compounded annually is applied to right-of-way and construction costs in program years 2, 3, 4, and 5. No inflation is applied to the Funding From Other Sources (FFOS) or Payments. Engineering includes PE costs, CE costs and R/W incidentals.

	STATE FISCAL YEAR PROJECT BUDGETING					
	Prior Prog.	7/2013-6/2014	7/2014-6/2015	7/2015-6/2016	7/2016-6/2017	7/2017-6/2018
County: Various	3	2	155	0	0	0
Route: Various	0	0	0	0	0	0
Job No.: 3L1500	0	0	0	0	0	0
Length: 40.00	0	0	2,060	0	0	0
Fund Cat: Taking Care Of System	0	0	0	0	0	0
Sec Cat: Low Type Resurfacing	0	0	0	0	0	0
TIP #:	0	0	0	0	0	0
Pavement improvements on various minor routes in the Northeast District. Awd Date: Fall 14 Anticipated Fed Cat: S.T.P. AC-State: 1,774 State: 443 Local: 0 Future Cost: 0 Estimate Total: 2,220						
County: Various	2	45	0	0	0	0
Route: Various	0	0	0	0	0	0
Job No.: 9P2264E	0	0	0	0	0	0
Length: 0.00	0	443	0	0	0	0
Fund Cat: Safety	0	443	0	0	0	0
Sec Cat: Safety	0	443	0	0	0	0
TIP #:	0	0	0	0	0	0
Improve guardrail on divided highway medians at various bridge locations within the Northeast District. Open Container funds. Awd Date: Winter 14 Anticipated Fed Cat: Safety Fed: 439 State: 49 Local: 0 Future Cost: 0 Estimate Total: 490						
County: Various	2	19	0	0	0	0
Route: Various	0	0	0	0	0	0
Job No.: 9P2264L	0	0	0	0	0	0
Length: 0.00	0	129	0	0	0	0
Fund Cat: Safety	0	129	0	0	0	0
Sec Cat: Safety	0	129	0	0	0	0
TIP #:	0	0	0	0	0	0
Signing and striping improvements at various intersections in the Northeast District. Open Container funds. Awd Date: Winter 14 Anticipated Fed Cat: Safety Fed: 133 State: 15 Local: 0 Future Cost: 0 Estimate Total: 150						
County: Warren	182	200	0	0	0	0
Route: MO 47	506	0	0	0	0	0
Job No.: 3P2156	0	2,595	0	0	0	0
Length: 0.48	0	0	0	0	0	0
Fund Cat: Safety	0	0	0	0	0	0
Sec Cat: Safety	0	0	0	0	0	0
TIP #:	0	0	0	0	0	0
Safety improvements from 1.4 miles south of Rte. CC to 0.7 mile north of Rte. N near Warrenton. Area is commonly known as Hopewell Hill. Awd Date: Winter 14 Anticipated Fed Cat: Safety Fed: 2,514 State: 281 Local: 0 Future Cost: 0 Estimate Total: 3,483						
County: Warren	119	111	0	0	0	0
Route: MO 47	0	0	0	0	0	0
Job No.: 3P2167	0	0	0	0	0	0
Length: 0.16	0	1,159	0	0	0	0
Fund Cat: Taking Care Of System	0	0	0	0	0	0
Sec Cat: Rehab And Reconst	0	0	0	0	0	0
TIP #:	0	0	0	0	0	0
Replace bridge over Lake Creek 0.1 mile south of Rte. 94 South junction near Dutzow. Project involves bridge K0094. Awd Date: Winter 14 Anticipated Fed Cat: NHPP Fed: 1,016 State: 254 Local: 0 Future Cost: 0 Estimate Total: 1,389						



2014-2018 Highway and Bridge Construction Schedule

Construction contingency applied to construction cost in the year the project is awarded.
 Three percent project growth factor compounded annually is applied to right-of-way and construction costs in program years 2, 3, 4, and 5.
 No inflation is applied to the Funding From Other Sources (FFOS) or Payments.
 Engineering includes PE costs, CE costs and R/W incidentals.

		STATE FISCAL YEAR PROJECT BUDGETING					
		7/2013- 6/2014	7/2014- 6/2015	7/2015- 6/2016	7/2016- 6/2017	7/2017- 6/2018	
		Prior Prog.					
County: Warren	Bridge improvements over Indian Camp Creek 2.4 miles north of I-70 near Wright City. Project involves bridge R0030.	19	30	79	0	0	
Route: RT J							
Job No.: 3S0517		0	0	0	0	0	
Length: 0.09	MPO: N	0	0	634	0	0	
Fund Cat: Taking Care Of System	Fed: 595 State: 148 Local: 0	0	0	0	0	0	
Sec Cat: Rehab And Reconst	Awd Date: 2015 Anticipated Fed Cat: NHPP	0	0	0	0	0	
TIP #:	Future Cost: 0 Estimate Total: 762	0	0	0	0	0	
County: Warren	Pavement treatment from Rte. 94 near Dutzow in Warren County to Rte. T in St. Charles County. Let in combination with 2L1400D, 2L1400E and 2L1400F.	0	9	0	0	0	
Route: RT TT		0	0	0	0	0	
Job No.: 2L1400G		0	0	0	0	0	
Length: 3.55	MPO: Y	0	100	0	0	0	
Fund Cat: Taking Care Of System	AC-State: 88 State: 21 Local: 0	0	0	0	0	0	
Sec Cat: Preventive Maint	Awd Date: Fall 13 Anticipated Fed Cat: S.T.P.	0	0	0	0	0	
TIP #:	Future Cost: 0 Estimate Total: 109	0	0	0	0	0	
County: Warren	Thin lift overlay from Rte. MM in Warrenton to Rte. 94. Let in combination with 2L1400I.	0	43	0	0	0	
Route: RT U		0	0	0	0	0	
Job No.: 2L1400H		0	0	0	0	0	
Length: 11.59	MPO: N	0	591	0	0	0	
Fund Cat: Taking Care Of System	AC-State: 508 State: 126 Local: 0	0	0	0	0	0	
Sec Cat: Low Type Resurfacing	Awd Date: Fall 13 Anticipated Fed Cat: S.T.P.	0	0	0	0	0	
TIP #:	Future Cost: 0 Estimate Total: 634	0	0	0	0	0	
County: Warren	Bridge improvements over Bear Creek 3.4 miles east of Rte. 19 near Big Spring. Project involves bridge R0352. Let in required combination with 2P2221B.	0	2	26	0	0	
Route: RT Y		0	0	0	0	0	
Job No.: 2P2221C		0	0	0	0	0	
Length: 0.07	MPO: N	0	0	237	0	0	
Fund Cat: Taking Care Of System	Fed: 213 State: 52 Local: 0	0	0	0	0	0	
Sec Cat: Rehab And Reconst	Awd Date: 2015 Anticipated Fed Cat: NHPP	0	0	0	0	0	
TIP #:	Future Cost: 0 Estimate Total: 265	0	0	0	0	0	



2014-2018 Highway and Bridge Construction Schedule

Transportation Planning

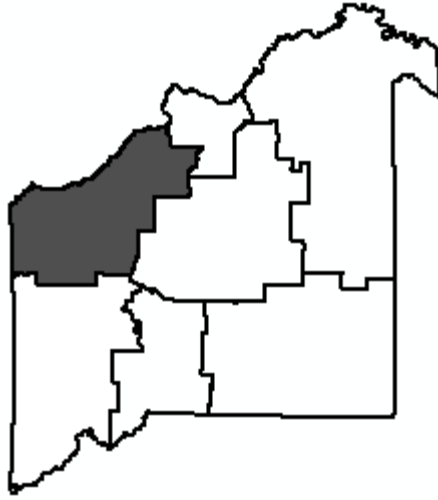
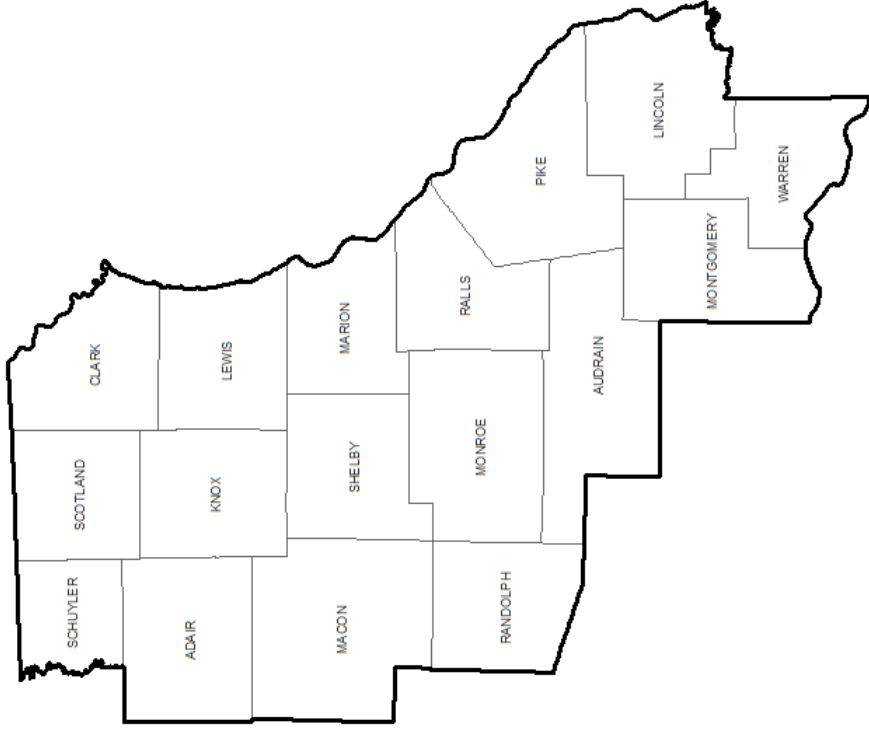
P.O. Box 270
Jefferson City, MO 65102

Construction contingency applied to construction cost in the year the project is awarded.
 Three percent project growth factor compounded annually is applied to right-of-way and construction costs in program years 2, 3, 4, and 5.
 No inflation is applied to the Funding From Other Sources (FFOS) or Payments.
 Engineering includes PE costs, CE costs and R/W incidentals.

STATE FISCAL YEAR PROJECT BUDGETING							
Prior	7/2013- 6/2014	7/2014- 6/2015	7/2015- 6/2016	7/2016- 6/2017	7/2017- 6/2018		
FFOS:	0	2,208	3,122	800	0	0	0
Total R/W:	506	559	0	0	0	0	0
Total Construction:	0	25,650	36,951	20,610	10,114	4,750	4,750
Paybacks:	0	0	0	0	0	0	0
Sub-Total:	506	26,209	36,951	20,610	10,114	4,750	4,750
Total Engineering:	1,633	2,621	2,856	1,531	740	379	379
Grand Total:	2,139	28,830	39,807	22,141	10,854	5,129	5,129
	2014	2015	2016	2017	2018		
State	4,982	7,391	3,625	2,171	1,026		
AC-State	12,470	26,048	16,569	8,681	0		
Local	72	0	0	0	0		
Sub-total State	17,524	33,439	20,194	10,852	1,026		
Federal							
Sub-total Federal	11,306	6,368	1,947	2	4,103		
Grand Total	28,830	39,807	22,141	10,854	5,129		

Project Count: 99

PAYMENT PROJECTS



MoDOT's Northeast District



2014-2018 Highway and Bridge Construction Schedule

Transportation Planning

P.O. Box 270
Jefferson City, MO 65102

Construction contingency applied to construction cost in the year the project is awarded. Three percent project growth factor compounded annually is applied to right-of-way and construction costs in program years 2, 3, 4, and 5. No inflation is applied to the Funding From Other Sources (FFOS) or Payments. Engineering includes PE costs, CE costs and R/W incidentals.

	STATE FISCAL YEAR PROJECT BUDGETING						
	Prior Prog.	7/2013-6/2014	7/2014-6/2015	7/2015-6/2016	7/2016-6/2017	7/2017-6/2018	
County: Marion							
Route: US 24							
Job No.: 2P3000							
Length: 0.46							
MPO: N							
Fund Cat: Statewide Interstate And Major Bridge							
Sec Cat: Preventive Maint							
TIP #:							
Payment in SFY 2014 for deck sealing on Quincy Bayview Bridge. Cost represents Missouri's share. IDOT will award project in SFY 2012. Project involves bridge A4274.							
Awd Date:							
Fed:	0						
State:							
Local:							
Estimate Total:	52						
Future Cost:	0						
Anticipated Fed Cat:	State						
Engineering:		2	0	0	0	0	
R/W:		0	0	0	0	0	
Construction:		0	0	0	0	0	
FFOS:		0	0	0	0	0	
Payments:		0	0	0	0	0	
County: Marion							
Route: US 24							
Job No.: 2P3001							
Length: 0.43							
MPO: N							
Fund Cat: Statewide Interstate And Major Bridge							
Sec Cat: Preventive Maint							
TIP #:							
Payment to IDOT in SFY 2016 for preventive maintenance on Quincy Memorial Bridge. Cost represents Missouri's share. Project involves bridge L0099.							
Awd Date:							
Fed:	282						
State:							
Local:	70						
Estimate Total:	352						
Future Cost:	0						
Anticipated Fed Cat:	NHPP						
Engineering:		0	0	0	0	0	
R/W:		0	0	0	0	0	
Construction:		0	0	0	0	0	
FFOS:		0	0	0	0	0	
Payments:		0	0	0	350	0	
County: Marion							
Route: US 24							
Job No.: 2P3002							
Length: 0.46							
MPO: N							
Fund Cat: Statewide Interstate And Major Bridge							
Sec Cat: Preventive Maint							
TIP #:							
Payment to IDOT in SFY 2015 for bridge improvements on Quincy Bayview Bridge. Cost represents Missouri's share. Project involves bridge A4274.							
Awd Date:							
Fed:	122						
State:	30						
Local:	0						
Estimate Total:	152						
Future Cost:	0						
Anticipated Fed Cat:	NHPP						
Engineering:		0	0	2	0	0	
R/W:		0	0	0	0	0	
Construction:		0	0	0	0	0	
FFOS:		0	0	0	0	0	
Payments:		0	0	150	0	0	
County: Marion							
Route: US 24							
Job No.: 2P3003							
Length: 0.46							
MPO: N							
Fund Cat: Statewide Interstate And Major Bridge							
Sec Cat: Preventive Maint							
TIP #:							
Payment in SFY 2016 for deck sealing on Quincy Bayview Bridge. Cost represents Missouri's share. Project involves bridge A4274.							
Awd Date:							
Fed:	42						
State:	10						
Local:	0						
Estimate Total:	52						
Future Cost:	0						
Anticipated Fed Cat:	NHPP						
Engineering:		0	0	0	0	0	
R/W:		0	0	0	0	0	
Construction:		0	0	0	0	0	
FFOS:		0	0	0	0	0	
Payments:		0	0	0	50	0	
County: Marion							
Route: US 24							
Job No.: 2P3021							
Length: 0.46							
MPO: N							
Fund Cat: Statewide Interstate And Major Bridge							
Sec Cat: Rehab And Reconst							
TIP #:							
Payment in SFY 2014 for expansion joint replacement on Quincy Bayview Bridge. Cost represents Missouri's share. IDOT will award project in SFY 2014. Project involves bridge A4274.							
Awd Date:							
Fed:	402						
State:	100						
Local:	0						
Estimate Total:	502						
Future Cost:	0						
Anticipated Fed Cat:	NHPP						
Engineering:		2	0	0	0	0	
R/W:		0	0	0	0	0	
Construction:		0	0	0	0	0	
FFOS:		0	0	0	0	0	
Payments:		0	0	0	0	500	



2014-2018 Highway and Bridge Construction Schedule

Construction contingency applied to construction cost in the year the project is awarded.
 Three percent project growth factor compounded annually is applied to right-of-way and construction costs in program years 2, 3, 4, and 5.
 No inflation is applied to the Funding From Other Sources (FFOS) or Payments.
 Engineering includes PE costs, CE costs and R/W incidentals.

		STATE FISCAL YEAR PROJECT BUDGETING					
		7/2013- 6/2014	7/2014- 6/2015	7/2015- 6/2016	7/2016- 6/2017	7/2017- 6/2018	Prior Prog.
County: Marion	Payment to IDOT in SFY 2013 for testing of cables on Quincy Bayview bridge over the Mississippi River. Cost represents Missouri's share. Project involves bridge A4274.	0	0	0	0	0	0
Route: US 24							
Job No.: 3P2214							
Length: 0.46	MPO: N						
Fund Cat: Statewide Interstate And Major Bridge	Fed: 480 State: 120 Local: 0						
Sec Cat: Preventive Maint	Awd Date: N/A Anticipated Fed Cat: NHPP						
TIP #:	Future Cost: 0 Estimate Total: 600						
County: Various	On-call work zone enforcement at various locations in the Northeast District.	0	0	0	0	0	0
Route: Various							
Job No.: 2P3036							
Length: 0.00	MPO: N						
Fund Cat: Safety	Fed: 0 State: 40 Local: 0						
Sec Cat: Safety	Awd Date: N/A Anticipated Fed Cat: State						
TIP #:	Future Cost: 0 Estimate Total: 40						
County: Various	Payback beginning in SFY 2008 for Safe and Sound bridges in the Northeast District.	0	0	0	0	0	0
Route: Various	Previously District 3 SAS payments. Funding for right of way in 2009 from contractor.						
Job No.: 5B0800Q							
Length: 0.00	MPO: N						
Fund Cat: Taking Care Of System	Fed: 0 State: 20,515 Local: 0						
Sec Cat: Rehab And Reconst	Awd Date: N/A Anticipated Fed Cat: State						
TIP #:	Future Cost: 50,001 - 75,000 Estimate Total: 33,200						
		0	0	0	0	0	0
		96	0	0	0	0	0
		0	0	0	0	0	0
		96	0	0	0	0	0
		12,589	4,103	4,103	4,103	4,103	4,103



2014-2018 Highway and Bridge Construction Schedule

Transportation Planning

P.O. Box 270
Jefferson City, MO 65102

Construction contingency applied to construction cost in the year the project is awarded.
 Three percent project growth factor compounded annually is applied to right-of-way and construction costs in program years 2, 3, 4, and 5.
 No inflation is applied to the Funding From Other Sources (FFOS) or Payments.
 Engineering includes PE costs, CE costs and R/W incidentals.

STATE FISCAL YEAR PROJECT BUDGETING							
Prior	7/2013- 6/2014	7/2014- 6/2015	7/2015- 6/2016	7/2016- 6/2017	7/2017- 6/2018		
FFOS:	96	0	0	0	0	0	0
Total R/W:	96	0	0	0	0	0	0
Total Construction:	0	0	0	0	0	0	0
Paybacks:	12,589	4,253	4,503	4,103	4,103	4,103	4,103
Sub-Total:	12,685	4,253	4,503	4,103	4,103	4,103	4,103
Total Engineering:	0	4	2	4	0	0	0
Grand Total:	12,685	4,255	4,507	4,103	4,103	4,103	4,103
	2014	2015	2016	2017	2018		
State	4,415	4,133	4,183	4,103	4,103		
AC-State	0	0	0	0	0		
Local	0	0	0	0	0		
Sub-total State	4,415	4,133	4,183	4,103	4,103		
Federal							
Sub-total Federal	882	122	324	0	0		
Grand Total	5,297	4,255	4,507	4,103	4,103		

Project Count: 8



2014-2018 Highway and Bridge Construction Schedule

Transportation Planning

P.O. Box 270
Jefferson City, MO 65102

Construction contingency applied to construction cost in the year the project is awarded.
Three percent inflation compounded annually is applied to right-of-way and construction costs in program years 2, 3, 4, and 5.
No inflation is applied to the Funding From Other Sources (FFOS) or Payments.
Engineering includes PE costs, CE costs and R/W incidentals.

STATE FISCAL YEAR PROJECT BUDGETING							
Prior	7/2013-	7/2014-	7/2015-	7/2016-	7/2017-	7/2018-	
Prog.	6/2014	6/2015	6/2016	6/2017	6/2018	6/2018	
FFOS:	96	2,208	3,122	800	0	0	0
Total R/W:	602	559	0	0	0	0	0
Total Construction:	0	25,650	36,951	20,610	10,114	4,750	4,750
Paybacks:	12,589	5,293	4,253	4,503	4,103	4,103	4,103
Sub-Total:	13,191	31,502	41,204	25,113	14,217	8,853	8,853
Total Engineering:	1,633	2,625	2,858	1,535	740	379	379
Grand Total:	14,824	34,127	44,062	26,648	14,957	9,232	9,232
		2014	2015	2016	2017	2018	
State	9,397	11,524	7,808	6,274	5,129	5,129	
AC-State	12,470	26,048	16,569	8,681	0	0	
Local	72	0	0	0	0	0	
Sub-total State	21,939	37,572	24,377	14,955	5,129	5,129	
Federal							
Sub-total Federal	12,188	6,490	2,271	2	4,103	4,103	
Grand Total	34,127	44,062	26,648	14,957	9,232	9,232	

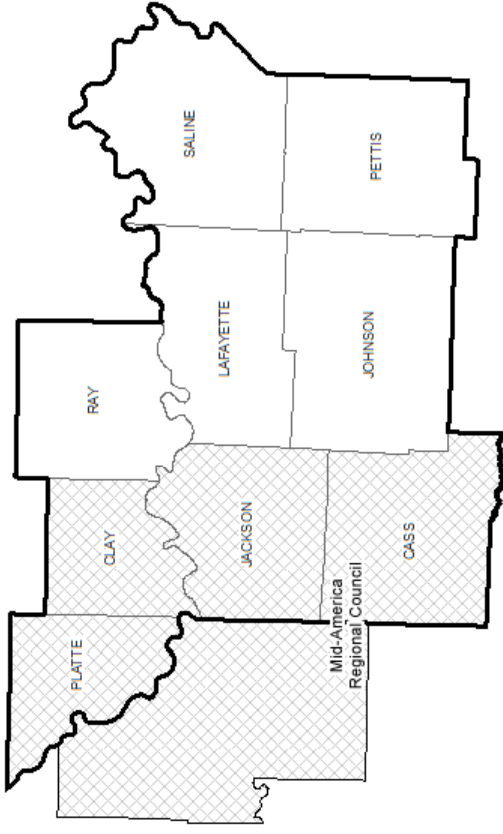
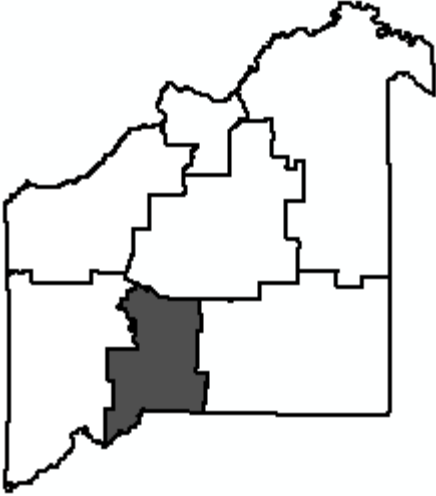
Project Count: 107

* Subject to the approval of the Transportation Improvement Plan by the governing Metropolitan Planning Organization.

Jun-18-2013

Section 4 - 1

Dollars in Thousands



MoDOT's Kansas City District

(Note: The following MoDOT projects are located outside of the Kansas City Metropolitan Planning area boundary.)



2014-2018 Highway and Bridge Construction Schedule

Transportation Planning

P.O. Box 270
Jefferson City, MO 65102

Construction contingency applied to construction cost in the year the project is awarded. Three percent project growth factor compounded annually is applied to right-of-way and construction costs in program years 2, 3, 4, and 5. No inflation is applied to the Funding From Other Sources (FFOS) or Payments. Engineering includes PE costs, CE costs and R/W incidentals.

	STATE FISCAL YEAR PROJECT BUDGETING					
	Prior Prog.	7/2013-6/2014	7/2014-6/2015	7/2015-6/2016	7/2016-6/2017	7/2017-6/2018
County: Johnson Route: US 50 Job No.: 3P3028 Length: 0.93 Fund Cat: Safety Sec Cat: Safety TIP #:	0	97	0	0	0	0
Safety improvements at the intersection of Rte. 58 in Centerview. Fed: 638 State: 71 Local: 0 Awd Date: Spring 14 Anticipated Fed Cat: Safety Future Cost: 0 Estimate Total: 709						
County: Johnson Route: RT F Job No.: 3S3031 Length: 0.10 Fund Cat: Taking Care Of System Sec Cat: Rehab And Reconst TIP #:	0	1	100	115	0	0
Bridge improvements at Post Oak Creek. Project involves bridge P0807. Fed: 399 State: 100 Local: 0 Awd Date: 2016 Anticipated Fed Cat: NHPP Future Cost: 0 Estimate Total: 499						
County: Lafayette Route: MO 13 Job No.: 3P3035 Length: 11.71 Fund Cat: Taking Care Of System Sec Cat: Low Type Resurfacing TIP #:	0	15	75	0	0	0
Pavement improvements from I-70 to Bus. 13 north of Warrensburg. AC-State: 914 State: 229 Local: 0 Awd Date: Fall 14 Anticipated Fed Cat: NHPP Future Cost: 0 Estimate Total: 1,143						
County: Lafayette Route: MO 23 Job No.: 3S3025 Length: 0.23 Fund Cat: Major Projects & Emerging Needs Sec Cat: System Expansion TIP #:	40	95	0	0	0	0
Sidewalk improvements from 5th Street to 8th Street in Concordia. \$237,000 Statewide Transportation Enhancement funds. Fed: 313 State: 78 Local: 0 Awd Date: Winter 14 Anticipated Fed Cat: S.T.P. Future Cost: 0 Estimate Total: 431						
County: Lafayette Route: MO 23 Job No.: 3S3034 Length: 1.44 Fund Cat: Taking Care Of System Sec Cat: Thin Lift Overlay TIP #:	0	5	36	0	0	0
Pavement improvements from I-70 to 15th Street in Concordia. AC-State: 377 State: 94 Local: 0 Awd Date: Fall 14 Anticipated Fed Cat: S.T.P. Future Cost: 0 Estimate Total: 471						



2014-2018 Highway and Bridge Construction Schedule

Construction contingency applied to construction cost in the year the project is awarded.
 Three percent project growth factor compounded annually is applied to right-of-way and construction costs in program years 2, 3, 4, and 5.
 No inflation is applied to the Funding From Other Sources (FFOS) or Payments.
 Engineering includes PE costs, CE costs and R/W incidentals.

		STATE FISCAL YEAR PROJECT BUDGETING					
		7/2013- 6/2014	7/2014- 6/2015	7/2015- 6/2016	7/2016- 6/2017	7/2017- 6/2018	
		Prior Prog.					
County: Lafayette	Pavement improvements from Rte. 20 to Rte. 24 near Waverly.	0	46	0	0	0	
Route: MO 23							
Job No.: 353036							
Length: 6.52	MPO: N						
Fund Cat: Taking Care Of System	AC-State: 467 State: 116 Local: 0						
Sec Cat: Low Type Resurfacing	Awd Date: Fall 13 Anticipated Fed Cat: S.T.P.						
TIP #:	Future Cost: 0 Estimate Total: 583						
County: Lafayette	Signing and striping improvements at the intersection of US 24 and Rte. 131 in Lafayette County and the intersections of Rte. 13 and Rte. Y, Rte. 23 and Rte. D/Y, Rte. 2 and Rte. 13 in Johnson County. \$45,000 Open Container funds.	2	7	0	0	0	
Route: US 24							
Job No.: 9P2264N							
Length: 0.30	MPO: N						
Fund Cat: Safety	Fed: 47 State: 5 Local: 0						
Sec Cat: Safety	Awd Date: Summer 13 Anticipated Fed Cat: Safety						
TIP #:	Future Cost: 0 Estimate Total: 54						
County: Lafayette	Job Order Contracting for pavement repair in Lafayette and Saline Counties.	0	19	0	0	0	
Route: IS 70							
Job No.: 212166H							
Length: 33.39	MPO: N						
Fund Cat: Statewide Interstate And Major Bridge	AC-State: 242 State: 27 Local: 0						
Sec Cat: Preventive Maint	Awd Date: Spring 14 Anticipated Fed Cat: NHPP						
TIP #:	Future Cost: 0 Estimate Total: 269						
County: Lafayette	Pavement improvements from Rte. 13 to just east of Rte. Y.	17	5	27	359	0	
Route: IS 70							
Job No.: 412001							
Length: 13.19	MPO: N						
Fund Cat: Statewide Interstate And Major Bridge	AC-State: 3,954 State: 440 Local: 0						
Sec Cat: Preventive Maint	Awd Date: 2016 Anticipated Fed Cat: NHPP						
TIP #:	Future Cost: 0 Estimate Total: 4,411						
County: Pettis	Pavement and sidewalk improvements from 0.13 mile east of Rte. 65 to the Union Pacific Railroad bridge. \$570,000 in Statewide Transportation Enhancement funds.	193	255	0	0	0	
Route: US 50							
Job No.: 5P2205							
Length: 6.00	MPO: N						
Fund Cat: Taking Care Of System	AC-State: 2,749 State: 687 Local: 0						
Sec Cat: Rehab And Reconst	Awd Date: Fall 13 Anticipated Fed Cat: NHPP						
TIP #:	Future Cost: 0 Estimate Total: 3,629						

* Subject to the approval of the Transportation Improvement Plan by the governing Metropolitan Planning Organization.
 Jun-17-2013 Section 4 - 2 District Kansas City



2014-2018 Highway and Bridge Construction Schedule

Transportation Planning

P.O. Box 270
Jefferson City, MO 65102

Construction contingency applied to construction cost in the year the project is awarded. Three percent project growth factor compounded annually is applied to right-of-way and construction costs in program years 2, 3, 4, and 5. No inflation is applied to the Funding From Other Sources (FFOS) or Payments. Engineering includes PE costs, CE costs and R/W incidentals.

	STATE FISCAL YEAR PROJECT BUDGETING					
	Prior Prog.	7/2013-6/2014	7/2014-6/2015	7/2015-6/2016	7/2016-6/2017	7/2017-6/2018
County: Pettis Route: MO 52 Job No.: 4P2395B Length: 13.03 MPO: N Fund Cat: Taking Care Of System Sec Cat: Thin Lift Overlay TIP #:	0	120	0	0	0	0
Addition of shoulder and pavement improvements from the Henry County Line to Rte. 65. \$217,000 in Repeat Offender funds, \$12,000 High Risk Rural Roads funds, and \$110,000 Open Container funds. AC-State: 1,187 State: 297 Local: 0 Anticipated Fed Cat: S.T.P. Awd Date: Fall 13 Anticipated Fed Cost: 0 Estimate Total: 1,484	Engineering:	R/W:	Construction:	FFOS:	Payments:	
County: Pettis Route: RT U Job No.: 5S2150 Length: 0.09 MPO: N Fund Cat: Taking Care Of System Sec Cat: Rehab And Reconst TIP #:	85	65	0	0	0	0
Bridge improvements over Flat Creek, 2.6 miles south of Rte. 50. Project involves bridge A2124. Fed: 749 State: 187 Local: 0 Anticipated Fed Cat: NHPP Awd Date: Winter 14 Anticipated Fed Cost: 0 Estimate Total: 1,021	Engineering:	R/W:	Construction:	FFOS:	Payments:	
County: Ray Route: MO 10 Job No.: 3P3033 Length: 3.31 MPO: N Fund Cat: Taking Care Of System Sec Cat: Low Type Resurfacing TIP #:	0	70	0	0	0	0
Pavement improvements from Rte. 13 to the east leg of Old Rte. 10. AC-State: 703 State: 176 Local: 0 Anticipated Fed Cat: NHPP Awd Date: Fall 13 Anticipated Fed Cost: 0 Estimate Total: 879	Engineering:	R/W:	Construction:	FFOS:	Payments:	
County: Ray Route: MO 13 Job No.: 3P3000 Length: 3.17 MPO: N Fund Cat: Major Projects & Emerging Needs Sec Cat: System Expansion TIP #:	10	37	0	0	0	0
Construct new sidewalks from Bus. 10 to south of Walton Way in Richmond. \$294,000 District Transportation Enhancement funds. AC-State: 348 State: 87 Local: 0 Anticipated Fed Cat: S.T.P. Awd Date: Winter 14 Anticipated Fed Cost: 0 Estimate Total: 445	Engineering:	R/W:	Construction:	FFOS:	Payments:	
County: Ray Route: MO 210 Job No.: 4P2284 Length: 7.00 MPO: N Fund Cat: Taking Care Of System Sec Cat: Low Type Resurfacing TIP #:	25	3	104	0	0	0
Pavement improvements from Rte. 0 near Orrick to Rte. 10 west of Richmond. AC-State: 1,229 State: 308 Local: 0 Anticipated Fed Cat: S.T.P. Awd Date: Fall 14 Anticipated Fed Cost: 0 Estimate Total: 1,562	Engineering:	R/W:	Construction:	FFOS:	Payments:	



2014-2018 Highway and Bridge Construction Schedule

Construction contingency applied to construction cost in the year the project is awarded.
Three percent project growth factor compounded annually is applied to right-of-way and construction costs in program years 2, 3, 4, and 5.
No inflation is applied to the Funding From Other Sources (FFOS) or Payments.
Engineering includes PE costs, CE costs and R/W incidentals.

	STATE FISCAL YEAR PROJECT BUDGETING					
	Prior Prog.	7/2013-6/2014	7/2014-6/2015	7/2015-6/2016	7/2016-6/2017	7/2017-6/2018
County: Saline Route: MO 41 Job No.: 3P3032 Length: 4.96 Fund Cat: Taking Care Of System Sec Cat: Low Type Resurfacing TIP #:	0	52	0	0	0	0
Pavement improvements from 500' west of Miami Avenue to Magnolia Avenue in Marshall.						
AC-State: 568 State: 142 Local: 0 MPO: N Awd Date: Fall 13 Anticipated Fed Cat: NHPP Future Cost: 0 Estimate Total: 710						
Engineering: R/W: Construction: FFOS: Payments:						
County: Saline Route: IS 70 Job No.: 3I3003 Length: 8.55 Fund Cat: Statewide Interstate And Major Bridge Sec Cat: Rehab And Reconst TIP #:	10	156	764	0	0	0
Pavement improvements from the Blackwater River to the Cooper County line.						
AC-State: 9,047 State: 1,006 Local: 0 MPO: N Awd Date: Fall 14 Anticipated Fed Cat: NHPP Future Cost: 0 Estimate Total: 10,063						
Engineering: R/W: Construction: FFOS: Payments:						
County: Saline Route: RT C Job No.: 4P2395 Length: 0.86 Fund Cat: Taking Care Of System Sec Cat: Thin Lift Overlay TIP #:	10	149	0	0	0	0
Pavement improvements from Rte. O to Rte. 240 and Rte. 240 from Rte. 41 to the Missouri River Bridge. Rte. 240 improvements include the addition of shoulders. \$510,000 in Repeat Offender funds.						
AC-State: 1,691 State: 423 Local: 0 MPO: N Awd Date: Fall 13 Anticipated Fed Cat: S.T.P. Future Cost: 0 Estimate Total: 2,124						
Engineering: R/W: Construction: FFOS: Payments:						
County: Saline Route: RT YY Job No.: 3S3003 Length: 0.10 Fund Cat: Taking Care Of System Sec Cat: Rehab And Reconst TIP #:	5	5	100	167	0	0
Bridge improvements on Rte. YY over Crooked Creek and the west fork of Finney Creek, Rte. O over Thrailkill Creek and Rte. AA over Flat Creek. Project involves bridges N0045, N0046, P0721 and P0153.						
Fed: 1,420 State: 354 Local: 0 MPO: N Awd Date: 2016 Anticipated Fed Cat: NHPP Future Cost: 0 Estimate Total: 1,779						
Engineering: R/W: Construction: FFOS: Payments:						
County: Various Route: Various Job No.: 3I3004 Length: 0.00 Fund Cat: Taking Care Of System Sec Cat: Routine Maintenance TIP #:	0	0	0	0	50	0
Job Order Contracting for guard cable and guardrail repair in the rural Kansas City District.						
AC-State: 652 State: 73 Local: 0 MPO: N Awd Date: 2017 Anticipated Fed Cat: NHPP Future Cost: 0 Estimate Total: 725						
Engineering: R/W: Construction: FFOS: Payments:						

* Subject to the approval of the Transportation Improvement Plan by the governing Metropolitan Planning Organization.
Jun-17-2013 Section 4 - 4 District Kansas City



2014-2018 Highway and Bridge Construction Schedule

Transportation Planning

P.O. Box 270
Jefferson City, MO 65102

Construction contingency applied to construction cost in the year the project is awarded. Three percent project growth factor compounded annually is applied to right-of-way and construction costs in program years 2, 3, 4, and 5. No inflation is applied to the Funding From Other Sources (FFOS) or Payments. Engineering includes PE costs, CE costs and R/W incidentals.

	STATE FISCAL YEAR PROJECT BUDGETING					
	Prior Prog.	7/2013-6/2014	7/2014-6/2015	7/2015-6/2016	7/2016-6/2017	7/2017-6/2018
County: Various Route: Various Job No.: 313021 Length: 0.00 MPO: N Fund Cat: Taking Care Of System Sec Cat: Routine Maintenance TIP #:	0	0	0	0	0	66
Job Order Contracting for guard cable and guardrail repair at various locations in the rural Kansas City District. AC-State: 686 State: 76 Local: 0 Anticipated Fed Cat: NHPP Future Cost: 762	Engineering:	R/W:	Construction:	FFOS:	Payments:	
County: Various Route: Various Job No.: 3P3026 Length: 0.00 MPO: N Fund Cat: Safety Sec Cat: Safety TIP #:	0	0	567	0	0	0
Safety improvements at various district wide locations. Open Container funds. Fed: 510 State: 57 Local: 0 Anticipated Fed Cat: Safety Future Cost: 567	Engineering:	R/W:	Construction:	FFOS:	Payments:	
County: Various Route: Various Job No.: 3P3027 Length: 0.00 MPO: N Fund Cat: Safety Sec Cat: Safety TIP #:	0	0	0	0	0	0
Safety improvements at various district wide locations. Open Container funds.	Engineering:	R/W:	Construction:	FFOS:	Payments:	
County: Various Route: Various Job No.: 3P3037 Length: 0.00 MPO: N Fund Cat: Taking Care Of System Sec Cat: Low Type Resurfacing TIP #:	0	50	100	618	0	0
Pavement and operational improvements on various routes in the rural Kansas City District. AC-State: 5,159 State: 1,290 Local: 0 Anticipated Fed Cat: NHPP Future Cost: 6,449	Engineering:	R/W:	Construction:	FFOS:	Payments:	
County: Various Route: Various Job No.: 4I2367 Length: 0.00 MPO: N Fund Cat: Taking Care Of System Sec Cat: Routine Maintenance TIP #:	12	0	0	51	0	0
Job Order Contracting for guard cable and guardrail repair in the rural Kansas City District. AC-State: 608 State: 68 Local: 0 Anticipated Fed Cat: NHPP Future Cost: 688	Engineering:	R/W:	Construction:	FFOS:	Payments:	



2014-2018 Highway and Bridge Construction Schedule

Construction contingency applied to construction cost in the year the project is awarded.
 Three percent project growth factor compounded annually is applied to right-of-way and construction costs in program years 2, 3, 4, and 5.
 No inflation is applied to the Funding From Other Sources (FFOS) or Payments.
 Engineering includes PE costs, CE costs and R/W incidentals.

		STATE FISCAL YEAR PROJECT BUDGETING					
		7/2013- 6/2014	7/2014- 6/2015	7/2015- 6/2016	7/2016- 6/2017	7/2017- 6/2018	
		Prior Prog.					
County: Various	Job Order Contracting for guard cable and guardrail repair in the rural Kansas City District.	9	45	0	0	0	
Route: Various							
Job No.: 4P2310		0	0	0	0	0	
Length: 0.00	MPO: N	0	534	0	0	0	
Fund Cat: Taking Care Of System	AC-State: 521 State: 58 Local: 0	0	0	0	0	0	
Sec Cat: Routine Maintenance	Awd Date: Spring 14 Anticipated Fed Cat: NHPP	0	0	0	0	0	
TIP #:	Future Cost: 0 Estimate Total: 588	0	0	0	0	0	
County: Various	Job Order Contracting for guard cable and guardrail repair in the rural Kansas City District.	9	0	45	0	0	
Route: Various							
Job No.: 4P2312		0	0	0	0	0	
Length: 0.00	MPO: N	0	0	578	0	0	
Fund Cat: Taking Care Of System	AC-State: 560 State: 63 Local: 0	0	0	0	0	0	
Sec Cat: Routine Maintenance	Awd Date: 2015 Anticipated Fed Cat: NHPP	0	0	0	0	0	
TIP #:	Future Cost: 0 Estimate Total: 632	0	0	0	0	0	
County: Various	Improve guardrail on divided highway medians at various bridge locations within the rural Kansas City District. Open Container funds.	10	97	0	0	0	
Route: Various							
Job No.: 9P2264F		0	0	0	0	0	
Length: 0.00	MPO: N	0	1,053	0	0	0	
Fund Cat: Safety	Fed: 1,035 State: 115 Local: 0	0	1,053	0	0	0	
Sec Cat: Safety	Awd Date: Summer 13 Anticipated Fed Cat: Safety	0	1,053	0	0	0	
TIP #:	Future Cost: 0 Estimate Total: 1,160	0	0	0	0	0	



2014-2018 Highway and Bridge Construction Schedule

Transportation Planning

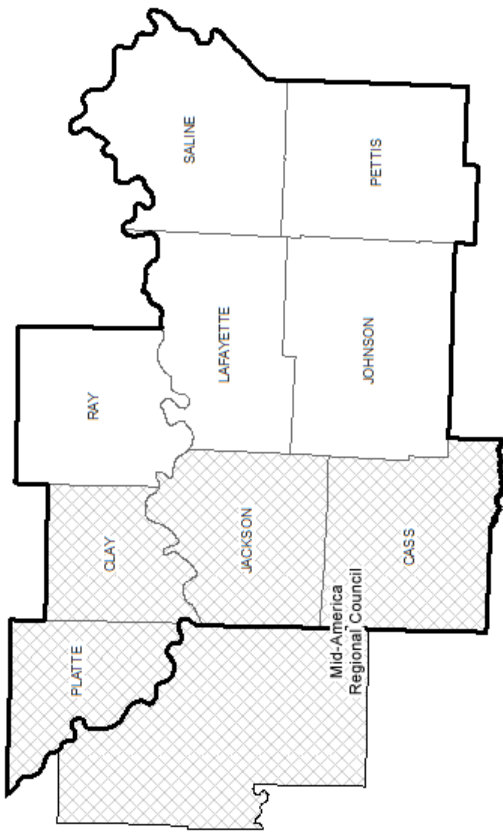
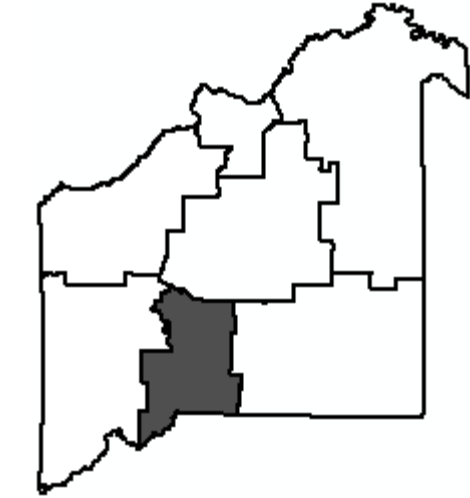
P.O. Box 270
Jefferson City, MO 65102

Construction contingency applied to construction cost in the year the project is awarded.
 Three percent project growth factor compounded annually is applied to right-of-way and construction costs in program years 2, 3, 4, and 5.
 No inflation is applied to the Funding From Other Sources (FFOS) or Payments.
 Engineering includes PE costs, CE costs and R/W incidentals.

STATE FISCAL YEAR PROJECT BUDGETING							
Prior	7/2013-	7/2014-	7/2015-	7/2016-	7/2017-	7/2018-	
Prog.	6/2014	6/2015	6/2016	6/2017	6/2018	6/2018	
FFOS:	161	2,887	550	525	0	0	0
Total R/W:	0	17	0	0	0	0	0
Total Construction:	0	12,556	13,191	12,651	675	696	696
Paybacks:	0	0	0	0	0	0	0
Sub-Total:	0	12,573	13,191	12,651	675	696	696
Total Engineering:	437	1,394	1,351	1,310	50	66	66
Grand Total:	437	13,967	14,542	13,961	725	762	762
	2014	2015	2016	2017	2018		
State	2,502	1,799	2,233	73	76		
AC-State	8,678	12,073	9,573	652	686		
Local	0	0	0	0	0		
Sub-total State	11,180	13,872	11,806	725	762		
Federal							
Sub-total Federal	2,787	670	2,155	0	0		
Grand Total	13,967	14,542	13,961	725	762		

Project Count: 28

PAYMENT PROJECTS



MoDOT's Kansas City District

(Note: The following MoDOT projects are located outside of the Kansas City Metropolitan Planning area boundary.)



2014-2018 Highway and Bridge Construction Schedule

Transportation Planning

P.O. Box 270
Jefferson City, MO 65102

Construction contingency applied to construction cost in the year the project is awarded. Three percent project growth factor compounded annually is applied to right-of-way and construction costs in program years 2, 3, 4, and 5. No inflation is applied to the Funding From Other Sources (FFOS) or Payments. Engineering includes PE costs, CE costs and R/W incidentals.

	STATE FISCAL YEAR PROJECT BUDGETING					
	Prior Prog.	7/2013-6/2014	7/2014-6/2015	7/2015-6/2016	7/2016-6/2017	7/2017-6/2018
On-call work zone enforcement in the rural Kansas City District.						
County: Various	0	2	0	0	0	0
Route: Various						
Job No.: 313006						
Length: 0.00						
Fund Cat: Safety						
Sec Cat: Safety						
TIP #:						
MPO: N Fed: 0 State: 12 Local: 0 Awd Date: N/A Anticipated Fed Cat: State Future Cost: 0 Estimate Total: 12						
Engineering:						
R/W:						
Construction:						
FFOS:						
Payments:						
On-call work zone enforcement in the rural Kansas City District.						
County: Various	0	0	0	1	0	0
Route: Various						
Job No.: 313022						
Length: 0.00						
Fund Cat: Safety						
Sec Cat: Safety						
TIP #:						
MPO: N Fed: 0 State: 12 Local: 0 Awd Date: N/A Anticipated Fed Cat: State Future Cost: 0 Estimate Total: 12						
Engineering:						
R/W:						
Construction:						
FFOS:						
Payments:						
On-call work zone enforcement in the rural Kansas City District.						
County: Various	0	0	0	0	1	0
Route: Various						
Job No.: 313023						
Length: 0.00						
Fund Cat: Safety						
Sec Cat: Safety						
TIP #:						
MPO: N Fed: 0 State: 12 Local: 0 Awd Date: N/A Anticipated Fed Cat: State Future Cost: 0 Estimate Total: 12						
Engineering:						
R/W:						
Construction:						
FFOS:						
Payments:						
On-call work zone enforcement in the rural Kansas City District.						
County: Various	0	0	0	0	0	1
Route: Various						
Job No.: 313024						
Length: 0.00						
Fund Cat: Safety						
Sec Cat: Safety						
TIP #:						
MPO: N Fed: 0 State: 12 Local: 0 Awd Date: N/A Anticipated Fed Cat: State Future Cost: 0 Estimate Total: 12						
Engineering:						
R/W:						
Construction:						
FFOS:						
Payments:						
On-call work zone enforcement in the rural Kansas City District.						
County: Various	0	0	2	0	0	0
Route: Various						
Job No.: 413008						
Length: 0.00						
Fund Cat: Safety						
Sec Cat: Safety						
TIP #:						
MPO: N Fed: 0 State: 12 Local: 0 Awd Date: N/A Anticipated Fed Cat: State Future Cost: 0 Estimate Total: 12						
Engineering:						
R/W:						
Construction:						
FFOS:						
Payments:						



2014-2018 Highway and Bridge Construction Schedule

Construction contingency applied to construction cost in the year the project is awarded. Three percent project growth factor compounded annually is applied to right-of-way and construction costs in program years 2, 3, 4, and 5. No inflation is applied to the Funding From Other Sources (FFOS) or Payments. Engineering includes PE costs, CE costs and R/W incidentals.

County: Various Payback beginning in SFY 2011 for Safe and Sound bridges for rural Kansas City District. Formerly District 4 SAS payments. Funding for right of way in 2009 from contractor. Partially funded by the rural Southwest District.
 Route: Various
 Job No.: 5B0800R MPO: N
 Length: 0.00
 Fund Cat: Taking Care Of System
 Sec Cat: Rehab And Reconst Awd Date: N/A Anticipated Fed Cat: State Fed: 0 State: 26,195 Local: 0
 TIP #: Estimate Total: 42,537
 Future Cost: 75,001 - 100,000

Prior Prog.	STATE FISCAL YEAR PROJECT BUDGETING					
	7/2013-6/2014	7/2014-6/2015	7/2015-6/2016	7/2016-6/2017	7/2017-6/2018	
0	0	0	0	0	0	0
150	0	0	0	0	0	0
0	0	0	0	0	0	0
150	0	0	0	0	0	0
16,192	5,239	5,239	5,239	5,239	5,239	5,239

Engineering:
 R/W:
 Construction:
 FFOS:
 Payments:



2014-2018 Highway and Bridge Construction Schedule

Transportation Planning

P.O. Box 270
Jefferson City, MO 65102

Construction contingency applied to construction cost in the year the project is awarded.
 Three percent project growth factor compounded annually is applied to right-of-way and construction costs in program years 2, 3, 4, and 5.
 No inflation is applied to the Funding From Other Sources (FFOS) or Payments.
 Engineering includes PE costs, CE costs and R/W incidentals.

STATE FISCAL YEAR PROJECT BUDGETING							
Prior	7/2013- 6/2014	7/2014- 6/2015	7/2015- 6/2016	7/2016- 6/2017	7/2017- 6/2018		
FFOS:	150	0	0	0	0	0	0
Total R/W:	150	0	0	0	0	0	0
Total Construction:	0	0	0	0	0	0	0
Paybacks:	16,192	5,249	5,249	5,250	5,250	5,250	5,250
Sub-Total:	16,342	5,249	5,249	5,250	5,250	5,250	5,250
Total Engineering:	0	2	2	1	1	1	1
Grand Total:	16,342	5,251	5,251	5,251	5,251	5,251	5,251
		2014	2015	2016	2017	2018	
State	5,251	5,251	5,251	5,251	5,251	5,251	5,251
AC-State	0	0	0	0	0	0	0
Local	0	0	0	0	0	0	0
Sub-total State	5,251	5,251	5,251	5,251	5,251	5,251	5,251
Federal							
Sub-total Federal	0	0	0	0	0	0	0
Grand Total	5,251	5,251	5,251	5,251	5,251	5,251	5,251

Project Count: 6



2014-2018 Highway and Bridge Construction Schedule

Transportation Planning

P.O. Box 270
Jefferson City, MO 65102

Construction contingency applied to construction cost in the year the project is awarded.
Three percent inflation compounded annually is applied to right-of-way and construction costs in program years 2, 3, 4, and 5.
No inflation is applied to the Funding From Other Sources (FFOS) or Payments.
Engineering includes PE costs, CE costs and R/W incidentals.

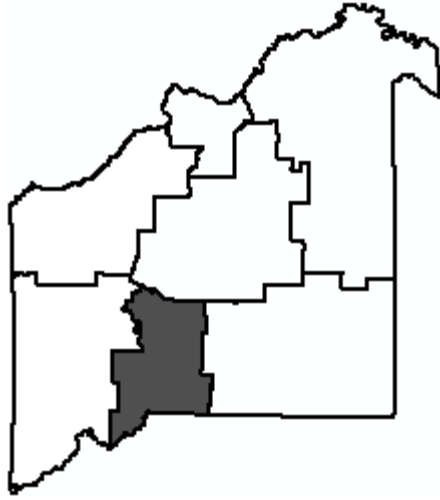
STATE FISCAL YEAR PROJECT BUDGETING						
Prior Prog.	7/2013-6/2014	7/2014-6/2015	7/2015-6/2016	7/2016-6/2017	7/2017-6/2018	
FFOS:	311	550	525	0	0	0
Total R/W:	150	0	0	0	0	0
Total Construction:	0	12,556	13,191	12,651	675	696
Paybacks:	16,192	5,249	5,250	5,250	5,250	5,250
Sub-Total:	16,342	17,822	18,440	17,901	5,925	5,946
Total Engineering:	437	1,396	1,353	1,311	51	67
Grand Total:	16,779	19,793	19,212	5,976	6,013	

Project Count: 34

	2014	2015	2016	2017	2018
State	7,753	7,050	7,484	5,324	5,327
AC-State	8,678	12,073	9,573	652	686
Local	0	0	0	0	0
Sub-total State	16,431	19,123	17,057	5,976	6,013

Federal	2014	2015	2016	2017	2018
Sub-total Federal	2,787	670	2,155	0	0
Grand Total	19,218	19,793	19,212	5,976	6,013

* Subject to the approval of the Transportation Improvement Plan by the governing Metropolitan Planning Organization.



TMA

MoDOT's Kansas City District

Mid-America Regional Council

(Note: The following MoDOT projects are located inside the Kansas City Metropolitan Planning area boundary.)



2014-2018 Highway and Bridge Construction Schedule

Transportation Planning

P.O. Box 270
Jefferson City, MO 65102

Construction contingency applied to construction cost in the year the project is awarded. Three percent project growth factor compounded annually is applied to right-of-way and construction costs in program years 2, 3, 4, and 5. No inflation is applied to the Funding From Other Sources (FFOS) or Payments. Engineering includes PE costs, CE costs and R/W incidentals.

	STATE FISCAL YEAR PROJECT BUDGETING						
	Prior Prog.	7/2013-6/2014	7/2014-6/2015	7/2015-6/2016	7/2016-6/2017	7/2017-6/2018	
County: Cass	144	62	165	0	0	0	Engineering:
Route: CRD 211TH ST	0	57	0	0	0	0	R/W:
Job No.: 4P2247B	0	0	1,928	0	0	0	Construction:
Length: 0.58							FFOS:
Fund Cat: Major Projects & Emerging Needs							Payments:
Sec Cat: System Expansion							
TIP #:							
Roadway improvements from the east Outer Road to School Road in Peculiar. Project funded with 100% city funds. Let in combination with 4P2247. AC-State: 228 State: 55 Local: 1,929 S.T.P. Estimate Total: 2,356							
County: Cass	10	150	100	552	0	0	Engineering:
Route: MO 291	0	280	0	0	0	0	R/W:
Job No.: 4P3002	0	0	0	5,184	0	0	Construction:
Length: 0.90							FFOS:
Fund Cat: Major Projects & Emerging Needs							Payments:
Sec Cat: System Expansion							
TIP #:							
Capacity improvements from Waters Road to Royal Street in Harrisonville. Project is funded through the Cost Share program, MoDOT's maximum is \$2,305,904 in SFY 2016. \$2,518,000 city funds. AC-State: 3,744 State: 216 Local: 2,306 NHPP Estimate Total: 6,276							
County: Cass	0	15	0	0	0	0	Engineering:
Route: IS 49	0	0	0	0	0	0	R/W:
Job No.: 4I3020B	0	163	0	0	0	0	Construction:
Length: 0.11							FFOS:
Fund Cat: Taking Care Of System							Payments:
Sec Cat: Rehab And Reconst							
TIP #:							
Slide repair along the southbound lanes south of 155th Street. AC-State: 142 State: 36 Local: 0 NHPP Estimate Total: 178							
County: Cass	676	1,051	0	0	0	0	Engineering:
Route: IS 49	1,014	0	0	0	0	0	R/W:
Job No.: 4P1475	0	12,796	0	0	0	0	Construction:
Length: 0.10							FFOS:
Fund Cat: Major Projects & Emerging Needs							Payments:
Sec Cat: System Expansion							
TIP #:							
Signal improvements, replace bridge, and capacity improvements at the Rte. 291 interchange. Project involves bridge A1621. \$10,510,000 Highways 71/291 Partners in Progress TDD. \$2,000,000 MARC STP-Urban. \$2,800,000 MO146 SAFETEA-LU earmark. Fed: 7,841 State: 210 Local: 5,796 NHPP Federal Oversight Estimate Total: 15,537							
County: Cass	1,066	295	959	0	0	0	Engineering:
Route: IS 49	0	304	0	0	0	0	R/W:
Job No.: 4P2247	0	0	10,619	0	0	0	Construction:
Length: 0.20							FFOS:
Fund Cat: Major Projects & Emerging Needs							Payments:
Sec Cat: System Expansion							
TIP #:							
Construction of a new interchange at 211th Street from Rte. Y to Rte. J in Peculiar. Cost Share with Peculiar. \$5.134 million Cost Share funds and \$6.053 million city. MoDOT's maximum is \$8.164 million. Fed: 6,558 State: 312 Local: 5,307 NHPP Federal Oversight Estimate Total: 13,243							



2014-2018 Highway and Bridge Construction Schedule

Construction contingency applied to construction cost in the year the project is awarded.
 Three percent project growth factor compounded annually is applied to right-of-way and construction costs in program years 2, 3, 4, and 5.
 No inflation is applied to the Funding From Other Sources (FFOS) or Payments.
 Engineering includes PE costs, CE costs and R/W incidentals.

	STATE FISCAL YEAR PROJECT BUDGETING					
	Prior Prog.	7/2013-6/2014	7/2014-6/2015	7/2015-6/2016	7/2016-6/2017	7/2017-6/2018
County: Cass Route: IS 49 Job No.: 4P2360 Length: 0.02 Fund Cat: Taking Care Of System MPO: Y Sec Cat: Rehab And Reconst Awd Date: 2017 Anticipated Fed Cat: NHPP Future Cost: 0 Estimate Total: 8,140 Fed: 6,414 State: 1,604 Local: 0 Federal Oversight	122	3	70	70	531	0
Engineering: R/W: Construction: FFOS: Payments:						
Bridge improvements over the South Grand River and Tennessee Creek. Project involves bridges A2069, A2641 and A2642.						
County: Cass Route: IS 49 Job No.: 4S2365 Length: 19.41 Fund Cat: Taking Care Of System MPO: Y Sec Cat: Low Type Resurfacing Awd Date: Fall 13 Anticipated Fed Cat: NHPP Future Cost: 0 Estimate Total: 8,964 AC-State: 7,958 State: 885 Local: 0 Federal Oversight	121	708	0	0	0	0
Engineering: R/W: Construction: FFOS: Payments:						
Pavement improvements from 163rd Street to Rte. 291 in Harrisonville.						
County: Cass Route: MO 7 Job No.: 4P2257 Length: 36.91 Fund Cat: Major Projects & Emerging Needs MPO: Y Sec Cat: System Expansion Awd Date: 2015 Anticipated Fed Cat: S.T.P. Future Cost: 0 Estimate Total: 3,304 AC-State: 2,485 State: 110 Local: 600	109	210	268	0	0	0
Engineering: R/W: Construction: FFOS: Payments:						
Roadway improvements from Independence Street to Stella Avenue near Harrisonville. \$2,040,000 in MARC STP-Urban funds. \$600,000 in funding from the city of Harrisonville.						
County: Cass Route: RT B Job No.: 4S3072 Length: 0.10 Fund Cat: Taking Care Of System MPO: Y Sec Cat: Rehab And Reconst Awd Date: 2016 Anticipated Fed Cat: NHPP Future Cost: 0 Estimate Total: 365 Fed: 292 State: 73 Local: 0	0	1	1	40	0	0
Engineering: R/W: Construction: FFOS: Payments:						
Bridge improvements over Eightmile Creek, just east of I-49. Project involves bridge A1403.						
County: Cass Route: RT D Job No.: 4S3049 Length: 9.62 Fund Cat: Safety MPO: Y Sec Cat: Urban Safety Awd Date: Fall 13 Anticipated Fed Cat: Safety Future Cost: 0 Estimate Total: 649 Fed: 584 State: 65 Local: 0	0	52	0	0	0	0
Engineering: R/W: Construction: FFOS: Payments:						
Addition of shoulders from Rte. 58 to Rte. Y. \$260,000 Repeat Offender funds and \$337,000 Open Container funds.						

* Subject to the approval of the Transportation Improvement Plan by the governing Metropolitan Planning Organization.
 Jun-17-2013 Section 4 - 2 District Kansas City



2014-2018 Highway and Bridge Construction Schedule

Transportation Planning

P.O. Box 270
Jefferson City, MO 65102

Construction contingency applied to construction cost in the year the project is awarded. Three percent project growth factor compounded annually is applied to right-of-way and construction costs in program years 2, 3, 4, and 5. No inflation is applied to the Funding From Other Sources (FFOS) or Payments. Engineering includes PE costs, CE costs and R/W incidentals.

		STATE FISCAL YEAR PROJECT BUDGETING					
		Prior Prog.	7/2013-6/2014	7/2014-6/2015	7/2015-6/2016	7/2016-6/2017	7/2017-6/2018
County: Cass	Bridge improvements north of Rte. Y over the Kansas City Southern railroad. Project involves bridge A2250.	0	1	9	69	0	0
Route: RT D							
Job No.: 4S3067							
Length: 0.10	MPO: Y						
Fund Cat: Taking Care Of System	Fed: 542 State: 136 Local: 0						
Sec Cat: Rehab And Reconst	Awd Date: 2016 Anticipated Fed Cat: NHPP						
TIP #:	Future Cost: 0 Estimate Total: 678						
County: Cass	Bridge improvements over Mineral Creek, just south of Rte. Y, in Cleveland. Project involves bridge L0173.	0	1	4	25	0	0
Route: RT D							
Job No.: 4S3070							
Length: 0.10	MPO: Y						
Fund Cat: Taking Care Of System	Fed: 190 State: 47 Local: 0						
Sec Cat: Rehab And Reconst	Awd Date: 2016 Anticipated Fed Cat: NHPP						
TIP #:	Future Cost: 0 Estimate Total: 237						
County: Cass	Bridge improvements over East Camp Bridge Creek, just north of Rte. 2. Project involves bridge R0519.	0	1	5	44	0	0
Route: RT M							
Job No.: 4S3069							
Length: 0.10	MPO: Y						
Fund Cat: Taking Care Of System	Fed: 342 State: 86 Local: 0						
Sec Cat: Rehab And Reconst	Awd Date: 2016 Anticipated Fed Cat: NHPP						
TIP #:	Future Cost: 0 Estimate Total: 428						
County: Cass	Bridge improvements over I-49. Project involves bridge A2292.	0	1	4	90	0	0
Route: CRD OVERPASS RD							
Job No.: 4S3073							
Length: 0.01	MPO: Y						
Fund Cat: Taking Care Of System	Fed: 694 State: 174 Local: 0						
Sec Cat: Rehab And Reconst	Awd Date: 2016 Anticipated Fed Cat: NHPP						
TIP #:	Future Cost: 0 Estimate Total: 868						
County: Cass	Addition of shoulders and pavement improvements from Rte. 58 to Rte. YY near Belton. \$1,063,000 in Open Container funds.	69	206	145	0	0	0
Route: RT Y							
Job No.: 4S2180							
Length: 6.14	MPO: Y						
Fund Cat: Safety	Fed: 1,637 State: 182 Local: 0						
Sec Cat: Safety	Awd Date: Fall 14 Anticipated Fed Cat: Safety						
TIP #:	Future Cost: 0 Estimate Total: 1,888						



2014-2018 Highway and Bridge Construction Schedule

Construction contingency applied to construction cost in the year the project is awarded.
 Three percent project growth factor compounded annually is applied to right-of-way and construction costs in program years 2, 3, 4, and 5.
 No inflation is applied to the Funding From Other Sources (FFOS) or Payments.
 Engineering includes PE costs, CE costs and R/W incidentals.

County: Route: Job No.: Length: Fund Cat: Sec Cat: TIP #:	Description	Awd Date:	Future Cost:	Anticipated Fed Cat:	Fed:	State:	Local:	STATE FISCAL YEAR PROJECT BUDGETING							
								Prior Prog.	7/2013-6/2014	7/2014-6/2015	7/2015-6/2016	7/2016-6/2017	7/2017-6/2018		
Cass RT YY 4S3053 4.20 Safety Safety	Addition of shoulders and pavement improvements from Rte. Y to Rte. C. \$419,000 Repeat Offender funds. MPO: Y	Fall 13	0	Safety	695	77	0	0	0	0	0	0	0	0	0
Cass RT YY 4S3071 0.02 Taking Care Of System Rehab And Reconst	Bridge improvements over East Creek, just east of Rte. Y. Project involves bridge N0784. MPO: Y	2016	0	NHPP	463	116	0	0	0	0	0	0	0	0	0
Clay MO 1 4P2364B 2.44 Taking Care Of System Thin Lift Overlay	Pavement and sidewalk improvements from 64th Street to I-35 in Kansas City. \$274,000 in Statewide Transportation Enhancement funds. MPO: Y	Fall 13	0	NHPP	1,149	287	0	0	0	0	0	0	0	0	0
Clay MO 1 4S3077 0.02 Taking Care Of System Rehab And Reconst	Payment to North Kansas City to replace bridge at 26th Street. Project involves bridge K0369. MPO: Y	N/A	0	State	0	250	0	0	0	0	0	0	0	0	0
Clay MO 1 4S3078 0.10 Major Projects & Emerging Needs Systems Operations	Payment to Gladstone for sidewalk improvements at 73rd Street. MPO: Y	N/A	0	State	0	70	0	0	0	0	0	0	0	0	0

* Subject to the approval of the Transportation Improvement Plan by the governing Metropolitan Planning Organization.
 Jun-17-2013 Section 4 - 4 District Kansas City

Dollars in Thousands

TMA



2014-2018 Highway and Bridge Construction Schedule

Transportation Planning

P.O. Box 270
Jefferson City, MO 65102

Construction contingency applied to construction cost in the year the project is awarded. Three percent project growth factor compounded annually is applied to right-of-way and construction costs in program years 2, 3, 4, and 5. No inflation is applied to the Funding From Other Sources (FFOS) or Payments. Engineering includes PE costs, CE costs and R/W incidentals.

		STATE FISCAL YEAR PROJECT BUDGETING					
		Prior Prog.	7/2013-6/2014	7/2014-6/2015	7/2015-6/2016	7/2016-6/2017	7/2017-6/2018
County: Clay	Bridge improvements over the East Fork of the Fishing River and Marietta Street in Excelsior Springs. Project involves bridges K0307 and K0363.	5	268	895	0	0	0
Route: MO 10		0	12	0	0	0	0
Job No.: 4P3007		0	0	5,636	0	0	0
Length: 0.07	MPO: Y						
Fund Cat: Taking Care Of System	Fed: 5,449 State: 1,362 Local: 0						
Sec Cat: Rehab And Reconst	Awd Date: 2015 Anticipated Fed Cat: NHPP						
TIP #: 590179	Future Cost: 0 Estimate Total: 6,816						
County: Clay	Signing and striping improvements at intersections of Rte. 169/188th St., Rtes. 210/JJ, Clay Co., Rtes. 92/45 Spur, Platte Co., Rte. 7/String Town Rd., Jackson Co., Rte. 58/291, Rte. 291/215th St., Rte. 2/Blinker Light Rd., Cass Co. \$74,000 Open Container funds.	1	10	0	0	0	0
Route: US 169		0	0	0	0	0	0
Job No.: 9P2264M		0	74	0	0	0	0
Length: 0.10	MPO: Y						
Fund Cat: Safety	Fed: 75 State: 9 Local: 0						
Sec Cat: Safety	Awd Date: Summer 13 Anticipated Fed Cat: Safety						
TIP #: 85	Future Cost: 0 Estimate Total: 85						
County: Clay	Bridge improvements over the Union Pacific, BNSF and abandoned railroad lines. Project involves bridges A2578, A2186 and A2185.	0	25	25	249	0	0
Route: MO 210		0	0	0	0	0	0
Job No.: 4S3066		0	0	0	2,218	0	0
Length: 0.95	MPO: Y						
Fund Cat: Taking Care Of System	Fed: 2,013 State: 504 Local: 0						
Sec Cat: Rehab And Reconst	Awd Date: 2016 Anticipated Fed Cat: NHPP						
TIP #: 2,517	Future Cost: 0 Estimate Total: 2,517						
County: Clay	Addition of shoulders, pavement and pedestrian improvements from Rte. PP to Rte. 69 in Kearney. \$690,000 Repeat Offender funds, \$41,000 High Risk Rural Roads funds and \$28,000 Open Container funds.	0	131	0	0	0	0
Route: MO 33		0	10	0	0	0	0
Job No.: 4P3047		0	1,737	0	0	0	0
Length: 13.12	MPO: Y						
Fund Cat: Safety	Fed: 1,690 State: 188 Local: 0						
Sec Cat: Safety	Awd Date: Spring 14 Anticipated Fed Cat: Safety						
TIP #: 1,878	Future Cost: 0 Estimate Total: 1,878						
County: Clay	Pavement improvements from Liberty Drive to Parvin Road.	190	271	0	0	0	0
Route: IS 35		0	0	0	0	0	0
Job No.: 4I2354		0	3,660	0	0	0	0
Length: 5.92	MPO: Y						
Fund Cat: Taking Care Of System	Fed: 3,538 State: 393 Local: 0						
Sec Cat: Preventive Maint	Awd Date: Fall 13 Anticipated Fed Cat: NHPP						
TIP #: 590176	Future Cost: 0 Estimate Total: 4,121						



2014-2018 Highway and Bridge Construction Schedule

Construction contingency applied to construction cost in the year the project is awarded.
 Three percent project growth factor compounded annually is applied to right-of-way and construction costs in program years 2, 3, 4, and 5.
 No inflation is applied to the Funding From Other Sources (FFOS) or Payments.
 Engineering includes PE costs, CE costs and R/W incidentals.

	STATE FISCAL YEAR PROJECT BUDGETING					
	Prior Prog.	7/2013-6/2014	7/2014-6/2015	7/2015-6/2016	7/2016-6/2017	7/2017-6/2018
County: Clay Route: IS 35 Job No.: 413005 Length: 1.48 MPO: Y Fund Cat: Major Projects & Emerging Needs Sec Cat: System Expansion TIP #: 590185 Awd Date: Summer 14 Future Cost: 0 Estimate Total: 37,227 AC-State: 30,007 State: 245 Local: 4,200 Anticipated Fed Cat: NHPP Federal Oversight Interchange, ramp and auxiliary lane improvements from the I-435 interchange to the Pleasant Valley Road/South Liberty Parkway/US 69 interchange. \$13,194,000 Economic Development funds, \$4,200,000 Liberty and \$5,000,000 M.A.R.C. STP-Urban. Project involves bridges A0496 and	2,775	130	2,195	0	0	0
Engineering:						
R/W:	0	120	0	0	0	0
Construction:	0	0	32,007	0	0	0
FFOS:	0	0	22,394	0	0	0
Payments:	0	0	0	0	0	0
County: Clay Route: IS 35 Job No.: 413023 Length: 0.10 MPO: Y Fund Cat: Taking Care Of System Sec Cat: Rehab And Reconst TIP #: 590187 Awd Date: 2016 Future Cost: 0 Estimate Total: 3,408 AC-State: 0 State: 2,683 Local: 670 Anticipated Fed Cat: NHPP Federal Oversight Bridge improvements over Poe Street in Claycomo. Project involves twin bridges L0759.	55	50	75	441	0	0
Engineering:						
R/W:	0	0	0	0	0	0
Construction:	0	0	0	2,787	0	0
FFOS:	0	0	0	0	0	0
Payments:	0	0	0	0	0	0
County: Clay Route: IS 35 Job No.: 413026 Length: 0.01 MPO: Y Fund Cat: Taking Care Of System Sec Cat: Rehab And Reconst TIP #: 590188 Awd Date: 2016 Future Cost: 0 Estimate Total: 3,474 AC-State: 0 State: 2,776 Local: 693 Anticipated Fed Cat: NHPP Federal Oversight Bridge improvements at Rte. 69 in Liberty. Project involves twin bridges A0677.	5	100	30	522	0	0
Engineering:						
R/W:	0	0	0	0	0	0
Construction:	0	0	0	2,817	0	0
FFOS:	0	0	0	0	0	0
Payments:	0	0	0	0	0	0
County: Clay Route: IS 35 Job No.: 413036 Length: 10.91 MPO: Y Fund Cat: Statewide Interstate And Major Bridge Sec Cat: Rehab And Reconst TIP #: 590188 Awd Date: 2016 Future Cost: 0 Estimate Total: 8,612 AC-State: 7,751 State: 861 Local: 0 Anticipated Fed Cat: NHPP Federal Oversight Pavement improvements from Fishing River Bridge to Rte. 69/Pleasant Valley Interchange.	0	8	100	620	0	0
Engineering:						
R/W:	0	0	0	0	0	0
Construction:	0	0	0	7,884	0	0
FFOS:	0	0	0	0	0	0
Payments:	0	0	0	0	0	0
County: Clay Route: IS 435 Job No.: 411980 Length: 0.60 MPO: Y Fund Cat: Major Projects & Emerging Needs Sec Cat: System Expansion TIP #: 590188 Awd Date: 2016 Future Cost: 0 Estimate Total: 12,330 AC-State: 9,848 State: 2,462 Local: 0 Anticipated Fed Cat: NHPP Federal Oversight Operational improvements to the interchange at Rte. 210.	20	100	100	1,272	0	0
Engineering:						
R/W:	0	0	0	0	0	0
Construction:	0	0	0	10,838	0	0
FFOS:	0	0	0	0	0	0
Payments:	0	0	0	0	0	0

* Subject to the approval of the Transportation Improvement Plan by the governing Metropolitan Planning Organization.
 Jun-17-2013 Section 4 - 6 District Kansas City

Dollars in Thousands

TMA



2014-2018 Highway and Bridge Construction Schedule

Transportation Planning

P.O. Box 270
Jefferson City, MO 65102

Construction contingency applied to construction cost in the year the project is awarded. Three percent project growth factor compounded annually is applied to right-of-way and construction costs in program years 2, 3, 4, and 5. No inflation is applied to the Funding From Other Sources (FFOS) or Payments. Engineering includes PE costs, CE costs and R/W incidentals.

	STATE FISCAL YEAR PROJECT BUDGETING					
	Prior Prog.	7/2013-6/2014	7/2014-6/2015	7/2015-6/2016	7/2016-6/2017	7/2017-6/2018
County: Clay Route: IS 435 Job No.: 413007 Length: 5.54 MPO: Y Fund Cat: Statewide Interstate And Major Bridge Sec Cat: Preventive Maint TIP #: 590181	Pavement improvements from 108th Street to I-35 within Kansas City. Awd Date: Fall 14 Anticipated Fed Cat: NHPP AC-State: 5,614 State: 624 Local: 0 Future Cost: 0 Estimate Total: 6,243					
Engineering:	5	115	489	0	0	0
R/W:	0	0	0	0	0	0
Construction:	0	0	5,634	0	0	0
FFOS:	0	0	0	0	0	0
Payments:	0	0	0	0	0	0
County: Clay Route: IS 435 Job No.: 413029 Length: 6.74 MPO: Y Fund Cat: Statewide Interstate And Major Bridge Sec Cat: Preventive Maint TIP #: 590182	Pavement improvements from 108th Street to NW Cookingham Drive in Kansas City. Awd Date: Fall 14 Anticipated Fed Cat: NHPP AC-State: 6,407 State: 712 Local: 0 Future Cost: 0 Estimate Total: 7,139					
Engineering:	20	50	583	0	0	0
R/W:	0	0	0	0	0	0
Construction:	0	0	6,486	0	0	0
FFOS:	0	0	0	0	0	0
Payments:	0	0	0	0	0	0
County: Clay Route: IS 435 Job No.: 413038 Length: 6.86 MPO: Y Fund Cat: Statewide Interstate And Major Bridge Sec Cat: Rehab And Reconst TIP #: 590182	Pavement improvements from I-35 to Rte. 24. Awd Date: 2016 Anticipated Fed Cat: NHPP AC-State: 7,399 State: 822 Local: 0 Future Cost: 0 Estimate Total: 8,221					
Engineering:	0	5	50	693	0	0
R/W:	0	0	0	0	0	0
Construction:	0	0	0	7,473	0	0
FFOS:	0	0	0	0	0	0
Payments:	0	0	0	0	0	0
County: Clay Route: US 69 Job No.: 4P2364 Length: 3.24 MPO: Y Fund Cat: Taking Care Of System Sec Cat: Thin Lift Overlay TIP #: 590183	Pavement improvements from Rte. 92 to Rte. 10. Awd Date: Fall 13 Anticipated Fed Cat: NHPP AC-State: 1,170 State: 291 Local: 0 Future Cost: 0 Estimate Total: 1,751					
Engineering:	290	124	0	0	0	0
R/W:	0	0	0	0	0	0
Construction:	0	1,337	0	0	0	0
FFOS:	0	0	0	0	0	0
Payments:	0	0	0	0	0	0
County: Clay Route: US 69 Job No.: 4P3005 Length: 0.00 MPO: Y Fund Cat: Taking Care Of System Sec Cat: Rehab And Reconst TIP #: 590183	Bridge improvements over the Fishing River. Project involves bridge K0108. Awd Date: Fall 14 Anticipated Fed Cat: NHPP Fed: 2,035 State: 508 Local: 0 Future Cost: 0 Estimate Total: 2,546					
Engineering:	3	176	326	0	0	0
R/W:	0	0	0	0	0	0
Construction:	0	0	2,041	0	0	0
FFOS:	0	0	0	0	0	0
Payments:	0	0	0	0	0	0



2014-2018 Highway and Bridge Construction Schedule

Construction contingency applied to construction cost in the year the project is awarded.
Three percent project growth factor compounded annually is applied to right-of-way and construction costs in program years 2, 3, 4, and 5.
No inflation is applied to the Funding From Other Sources (FFOS) or Payments.
Engineering includes PE costs, CE costs and R/W incidentals.

		STATE FISCAL YEAR PROJECT BUDGETING					
		7/2013- 6/2014	7/2014- 6/2015	7/2015- 6/2016	7/2016- 6/2017	7/2017- 6/2018	
		Prior Prog.					
County: Clay	Pavement improvements from 32nd Street to 10th Street in North Kansas City.	0	78	0	0	0	
Route: MO 9							
Job No.: 4P2364C							
Length: 1.78	MPO: Y						
Fund Cat: Taking Care Of System	AC-State: 783 State: 195 Local: 0						
Sec Cat: Thin Lift Overlay	Awd Date: Fall 13 Anticipated Fed Cat: NHPP						
TIP #:	Future Cost: 0 Estimate Total: 978						
County: Clay	Shoulder addition and pavement improvements from Rte. 92 to end of state maintenance.	0	193	0	0	0	
Route: RT A	\$773,000 Repeat Offender funds and \$88,000 Open Container funds.						
Job No.: 4S3048							
Length: 5.57	MPO: Y						
Fund Cat: Safety	Fed: 1,136 State: 126 Local: 0						
Sec Cat: Urban Safety	Awd Date: Fall 13 Anticipated Fed Cat: Safety						
TIP #:	Future Cost: 0 Estimate Total: 1,262						
County: Clay	Replace bridge over Fishing River 6 miles south of Excelsior Springs. Project involves bridge K0647.	387	109	0	0	0	
Route: RT N							
Job No.: 4S1473							
Length: 0.12	MPO: Y						
Fund Cat: Taking Care Of System	Fed: 1,238 State: 310 Local: 0						
Sec Cat: Rehab And Reconst	Awd Date: Fall 13 Anticipated Fed Cat: NHPP						
TIP #:	Future Cost: 0 Estimate Total: 1,935						
County: Jackson	Shoulder addition, pavement and guard rail improvements from Rte. 291 in Greenwood to Rte. E. \$580,000 in Repeat Offender funds.	3	175	0	0	0	
Route: MO 150							
Job No.: 4S2194							
Length: 11.94	MPO: Y						
Fund Cat: Safety	Fed: 1,329 State: 148 Local: 0						
Sec Cat: Safety	Awd Date: Winter 14 Anticipated Fed Cat: Safety						
TIP #:	Future Cost: 0 Estimate Total: 1,480						
County: Jackson	Pavement and sidewalk improvements from Ewing Avenue to the Rte. 291 outer road in Independence. \$456,000 Statewide Transportation Enhancement funds.	0	20	291	0	0	
Route: US 24							
Job No.: 4S3052							
Length: 7.08	MPO: Y						
Fund Cat: Taking Care Of System	AC-State: 2,838 State: 709 Local: 0						
Sec Cat: Thin Lift Overlay	Awd Date: Fall 14 Anticipated Fed Cat: NHPP						
TIP #:	Future Cost: 0 Estimate Total: 3,547						

* Subject to the approval of the Transportation Improvement Plan by the governing Metropolitan Planning Organization.
Jun-17-2013 Section 4 - 8 District Kansas City

TMA

Dollars in Thousands



2014-2018 Highway and Bridge Construction Schedule

Transportation Planning

P.O. Box 270
Jefferson City, MO 65102

Construction contingency applied to construction cost in the year the project is awarded. Three percent project growth factor compounded annually is applied to right-of-way and construction costs in program years 2, 3, 4, and 5. No inflation is applied to the Funding From Other Sources (FFOS) or Payments. Engineering includes PE costs, CE costs and R/W incidentals.

	STATE FISCAL YEAR PROJECT BUDGETING						
	Prior Prog.	7/2013-6/2014	7/2014-6/2015	7/2015-6/2016	7/2016-6/2017	7/2017-6/2018	
County: Jackson							
Route: MO 291							
Job No.: 4P3054							
Length: 2.24							
MPO: Y							
Fund Cat: Major Projects & Emerging Needs							
AC-State: 276							
State: 69							
Local: 0							
Sec Cat: System Expansion							
Awd Date: Spring 14							
Anticipated Fed Cat: S.T.P.							
Future Cost: 0							
Estimate Total: 345							
TIP #: 690425							
Engineering:	0	36	0	0	0	0	0
R/W:	0	0	0	0	0	0	0
Construction:	0	309	0	0	0	0	0
FFOS:	0	232	0	0	0	0	0
Payments:	0	0	0	0	0	0	0
County: Jackson							
Route: MO 350							
Job No.: 4P2364D							
Length: 7.56							
MPO: Y							
Fund Cat: Taking Care Of System							
AC-State: 2,732							
State: 683							
Local: 0							
Sec Cat: Thin Lift Overlay							
Awd Date: Fall 13							
Anticipated Fed Cat: NHPP							
Future Cost: 0							
Estimate Total: 3,415							
TIP #: 634058							
Engineering:	0	0	0	0	0	0	0
R/W:	0	0	0	0	0	0	0
Construction:	0	3,095	0	0	0	0	0
FFOS:	0	0	0	0	0	0	0
Payments:	0	0	0	0	0	0	0
County: Jackson							
Route: US 40							
Job No.: 4P2387							
Length: 0.30							
MPO: Y							
Fund Cat: Major Projects & Emerging Needs							
AC-State: 1,149							
State: 287							
Local: 0							
Sec Cat: System Expansion							
Awd Date: Fall 13							
Anticipated Fed Cat: NHPP							
Future Cost: 0							
Estimate Total: 1,766							
TIP #: 634058							
Engineering:	227	103	0	0	0	0	0
R/W:	103	0	0	0	0	0	0
Construction:	0	1,333	0	0	0	0	0
FFOS:	0	983	0	0	0	0	0
Payments:	0	0	0	0	0	0	0
County: Jackson							
Route: IS 435							
Job No.: 4I2383							
Length: 0.10							
MPO: Y							
Fund Cat: Taking Care Of System							
AC-State: 0							
State: 700							
Local: 0							
Sec Cat: Rehab And Reconst							
Awd Date: 2016							
Anticipated Fed Cat: NHPP							
Future Cost: 0							
Estimate Total: 3,935							
TIP #: 690376							
Engineering:	436	25	55	255	0	0	0
R/W:	0	0	0	0	0	0	0
Construction:	0	0	0	3,164	0	0	0
FFOS:	0	0	0	0	0	0	0
Payments:	0	0	0	0	0	0	0
County: Jackson							
Route: IS 49							
Job No.: 4P2256							
Length: 0.20							
MPO: Y							
Fund Cat: Major Projects & Emerging Needs							
AC-State: 0							
State: 1,257							
Local: 0							
Sec Cat: System Expansion							
Awd Date: 2016							
Anticipated Fed Cat: NHPP							
Future Cost: 0							
Estimate Total: 6,301							
TIP #: 690405							
Engineering:	20	100	264	583	0	0	0
R/W:	0	0	28	0	0	0	0
Construction:	0	0	0	5,306	0	0	0
FFOS:	0	0	0	0	0	0	0
Payments:	0	0	0	0	0	0	0

* Subject to the approval of the Transportation Improvement Plan by the governing Metropolitan Planning Organization.



2014-2018 Highway and Bridge Construction Schedule

Construction contingency applied to construction cost in the year the project is awarded.
Three percent project growth factor compounded annually is applied to right-of-way and construction costs in program years 2, 3, 4, and 5.
No inflation is applied to the Funding From Other Sources (FFOS) or Payments.
Engineering includes PE costs, CE costs and R/W incidentals.

		STATE FISCAL YEAR PROJECT BUDGETING					
		7/2013- 6/2014	7/2014- 6/2015	7/2015- 6/2016	7/2016- 6/2017	7/2017- 6/2018	
		Prior Prog.	7	8	100	478	0
County: Jackson	Bridge replacement on Main Street in Grandview. Project involves bridge L0950.	Engineering:					
Route: IS 49		R/W:	0	0	0	0	0
Job No.: 4P3004		Construction:	0	0	0	2,759	0
Length: 0.19	MPO: Y	FFOS:	0	0	0	0	0
Fund Cat: Taking Care Of System	Fed: 2,675 State: 670 Local: 0	Payments:	0	0	0	0	0
Sec Cat: Rehab And Reconst	Awd Date: 2016 Anticipated Fed Cat: NHPP						
TIP #: 690415	Future Cost: 0 Estimate Total: 3,352						
County: Jackson	New interchange, including auxiliary lanes and outer road improvements at Blackwell Parkway in Lee's Summit. SFY 2015 Cost Share with the city of Lee's Summit. MoDOT's maximum is \$8,911,110. City to provide design.	Engineering:	50	268	1,250	0	0
Route: US 50		R/W:	0	1,350	0	0	0
Job No.: 4P2233		Construction:	0	0	17,079	0	0
Length: 2.00	MPO: Y	FFOS:	0	1,350	16,582	0	0
Fund Cat: Major Projects & Emerging Needs	AC-State: 10,352 State: 574 Local: 9,021	Payments:	0	0	0	0	0
Sec Cat: System Expansion	Awd Date: Fall 14 Anticipated Fed Cat: NHPP						
TIP #: 690397	Future Cost: 0 Estimate Total: 19,997						
County: Jackson	Pavement improvements from 3rd Street to Rte. RA in Lee's Summit.	Engineering:	0	193	0	0	0
Route: US 50		R/W:	0	0	0	0	0
Job No.: 4P2364E		Construction:	0	1,874	0	0	0
Length: 3.09	MPO: Y	FFOS:	0	0	0	0	0
Fund Cat: Taking Care Of System	AC-State: 1,653 State: 414 Local: 0	Payments:	0	0	0	0	0
Sec Cat: Thin Lift Overlay	Awd Date: Fall 13 Anticipated Fed Cat: NHPP						
TIP #: 690397	Future Cost: 0 Estimate Total: 2,067						
County: Jackson	Outer road improvements from Blackwell Road to Rte. 7 on the north side and from Smart Road to Rte. 7 on the south side in Lee's Summit.	Engineering:	50	250	384	0	0
Route: US 50		R/W:	0	242	0	0	0
Job No.: 4P3046		Construction:	0	0	3,664	0	0
Length: 3.05	MPO: Y	FFOS:	0	0	0	0	0
Fund Cat: Safety	Fed: 4,087 State: 453 Local: 0	Payments:	0	0	0	0	0
Sec Cat: Urban Safety	Awd Date: Fall 14 Anticipated Fed Cat: Safety						
TIP #: 690415	Future Cost: 0 Estimate Total: 4,590						
County: Jackson	Bridge improvements at Charlotte Street bridge in downtown Kansas City. Project involves bridge A0807.	Engineering:	646	285	0	0	0
Route: IS 670		R/W:	0	0	0	0	0
Job No.: 4I2023		Construction:	0	2,701	0	0	0
Length: 1.20	MPO: Y	FFOS:	0	0	0	0	0
Fund Cat: Taking Care Of System	Fed: 2,389 State: 597 Local: 0	Payments:	0	0	0	0	0
Sec Cat: Preventive Maint	Awd Date: Spring 14 Anticipated Fed Cat: NHPP						
TIP #: 690408	Future Cost: 0 Estimate Total: 3,632						

* Subject to the approval of the Transportation Improvement Plan by the governing Metropolitan Planning Organization.
Jun-17-2013 Section 4 - 10 District Kansas City

Dollars in Thousands

TMA



2014-2018 Highway and Bridge Construction Schedule

Transportation Planning

P.O. Box 270
Jefferson City, MO 65102

Construction contingency applied to construction cost in the year the project is awarded. Three percent project growth factor compounded annually is applied to right-of-way and construction costs in program years 2, 3, 4, and 5. No inflation is applied to the Funding From Other Sources (FFOS) or Payments. Engineering includes PE costs, CE costs and R/W incidentals.

		STATE FISCAL YEAR PROJECT BUDGETING					
		Prior Prog.	7/2013-6/2014	7/2014-6/2015	7/2015-6/2016	7/2016-6/2017	7/2017-6/2018
County: Jackson	Bridge and pavement improvements on I-70 between I-435 and 31st Street and bridge improvements on Rte. 40 over the Blue River and the Manchester Trafficway in Kansas City. Design/Build project. Project involves bridges L0966, L0967, J0526 and A0622.	372	6,498	2,226	0	0	0
Route: IS 70							
Job No.: 411916		50	0	0	0	0	
Length: 0.53	MPO: Y	0	15,271	44,746	0	0	
Fund Cat: Statewide Interstate And Major Bridge	Fed: 54,994 State: 13,747 Local: 0						
Sec Cat: Rehab And Reconst	Awd Date: Summer 13 Anticipated Fed Cat: NHPP						
TIP #: 690413	Future Cost: Estimate Total: 69,163						
County: Jackson	Bridge improvements on various bridges on I-70, I-470, Rte. 291, Rte. 50, Rte. 71, Rte. 7 and Rte. 24 in Jackson County. Project involves bridges A0315, A2120, A2121, A2446, A2733, A2745, A3136, A3139, A3140, A3141, A3763, A4296, K0394 and L0929.	158	769	0	0	0	
Route: IS 70							
Job No.: 4P2191		0	0	0	0	0	
Length: 0.10	MPO: Y	0	6,509	0	0	0	
Fund Cat: Taking Care Of System	Fed: 5,823 State: 1,455 Local: 0						
Sec Cat: Preventive Maint	Awd Date: Winter 14 Anticipated Fed Cat: NHPP						
TIP #: 990187	Future Cost: Estimate Total: 7,436						
County: Jackson	Preventive maintenance and repair on various bridges on I-70, I-470, Rte. F/Z and Rte. 7 in Jackson and Cass Counties. Project involves bridges A0167, A2513, A2514, A2548, A4153, L0023 and L01463.	10	265	0	0	0	
Route: IS 70							
Job No.: 4P2191B		0	0	0	0	0	
Length: 0.10	MPO: Y	0	2,116	0	0	0	
Fund Cat: Taking Care Of System	Fed: 1,905 State: 476 Local: 0						
Sec Cat: Preventive Maint	Awd Date: Winter 14 Anticipated Fed Cat: NHPP						
TIP #: 990188	Future Cost: Estimate Total: 2,391						
County: Jackson	Pavement improvements from I-670 to Swope Parkway within Kansas City.	27	1	1	1	5	
Route: US 71							
Job No.: 4P2332C		0	0	0	0	0	
Length: 3.76	MPO: Y	0	0	0	0	0	
Fund Cat: Taking Care Of System	AC-State: 1,261 State: 315 Local: 0						
Sec Cat: Thin Lift Overlay	Awd Date: 2018 Anticipated Fed Cat: NHPP						
TIP #: 690424	Future Cost: Estimate Total: 1,603						
County: Jackson	Sidewalk improvements at I-49 within Grandview. Project involves bridge L0929.	0	40	0	0	0	
Route: CST BLUE RIDGE							
Job No.: 4S3055		0	0	0	0	0	
Length: 0.10	MPO: Y	0	358	0	0	0	
Fund Cat: Major Projects & Emerging Needs	AC-State: 318 State: 80 Local: 0						
Sec Cat: System Expansion	Awd Date: Winter 14 Anticipated Fed Cat: S.T.P.						
TIP #: 690424	Future Cost: Estimate Total: 398						



2014-2018 Highway and Bridge Construction Schedule

Construction contingency applied to construction cost in the year the project is awarded.
 Three percent project growth factor compounded annually is applied to right-of-way and construction costs in program years 2, 3, 4, and 5.
 No inflation is applied to the Funding From Other Sources (FFOS) or Payments.
 Engineering includes PE costs, CE costs and R/W incidentals.

	STATE FISCAL YEAR PROJECT BUDGETING					
	Prior Prog.	7/2013-6/2014	7/2014-6/2015	7/2015-6/2016	7/2016-6/2017	7/2017-6/2018
County: Jackson Route: CST SERVICE RD Job No.: 4S1940 Length: 0.65 MPO: Y Fund Cat: Major Projects & Emerging Needs Sec Cat: System Expansion TIP #:	75	251	0	0	0	0
Description: Outer road improvements from Courtney Road to Kentucky Road. MoDOT's share represents earmark MO088 with a maximum of \$1,439,839. \$300,000 from Sugar Creek. Awd Date: Spring 14 Anticipated Fed Cat: Earmark Future Cost: 0 Estimate Total: 1,966	Engineering: R/W: 0 Construction: 1,511 FFOS: 0 Payments: 0					
County: Jackson Route: CST STADIUM DR Job No.: 4S3068 Length: 0.01 MPO: Y Fund Cat: Taking Care Of System Sec Cat: Rehab And Reconst TIP #:	0	6	30	259	0	0
Description: Bridge improvements over I-70 in Kansas City. Project involves bridge A2842. Awd Date: 2016 Anticipated Fed Cat: NHPP Future Cost: 0 Estimate Total: 2,759	Engineering: R/W: 0 Construction: 0 FFOS: 0 Payments: 0					
County: Platte Route: MO 152 Job No.: 4S3035 Length: 0.01 MPO: Y Fund Cat: Taking Care Of System Sec Cat: Systems Operations TIP #:	1	17	0	0	0	0
Description: Ramp improvements at northbound I-435 and Rte. 152. Awd Date: Summer 13 Anticipated Fed Cat: NHPP Future Cost: 0 Estimate Total: 254	Engineering: R/W: 0 Construction: 236 FFOS: 0 Payments: 0					
County: Platte Route: MO 152 Job No.: 4S3076 Length: 0.10 MPO: Y Fund Cat: Taking Care Of System Sec Cat: Rehab And Reconst TIP #:	0	9	0	0	0	0
Description: Replace pipes just west of Platte Purchase Road. Awd Date: Spring 14 Anticipated Fed Cat: NHPP Future Cost: 0 Estimate Total: 58	Engineering: R/W: 0 Construction: 49 FFOS: 0 Payments: 0					
County: Platte Route: IS 29 Job No.: 4I2374 Length: 7.64 MPO: Y Fund Cat: Taking Care Of System Sec Cat: Rehab And Reconst TIP #:	315	388	0	0	0	0
Description: Rehabilitate bridges at various locations on I-29 and I-635 in Platte County. Project involves bridges A2282, A1746, A2283, A1747, A1595, A1159, A1688, A1687, A2437, A2438, A2576, A2484, A2436 and A2435. Awd Date: Winter 14 Anticipated Fed Cat: NHPP Future Cost: 0 Estimate Total: 6,225	Engineering: R/W: 0 Construction: 5,522 FFOS: 0 Payments: 0					

* Subject to the approval of the Transportation Improvement Plan by the governing Metropolitan Planning Organization.
 Jun-17-2013 Section 4 - 12 District Kansas City

Dollars in Thousands

TMA



2014-2018 Highway and Bridge Construction Schedule

Transportation Planning

P.O. Box 270
Jefferson City, MO 65102

Construction contingency applied to construction cost in the year the project is awarded. Three percent project growth factor compounded annually is applied to right-of-way and construction costs in program years 2, 3, 4, and 5. No inflation is applied to the Funding From Other Sources (FFOS) or Payments. Engineering includes PE costs, CE costs and R/W incidentals.

	STATE FISCAL YEAR PROJECT BUDGETING					
	Prior Prog.	7/2013-6/2014	7/2014-6/2015	7/2015-6/2016	7/2016-6/2017	7/2017-6/2018
County: Platte	0	1	15	625	0	0
Route: IS 29	0	0	0	0	0	0
Job No.: 413037	0	0	0	0	0	0
Length: 7.00	0	0	0	6,575	0	0
Fund Cat: Taking Care Of System	0	0	0	6,575	0	0
Sec Cat: Thin Lift Overlay	0	0	0	0	0	0
TIP #:	0	0	0	0	0	0
Pavement improvements from Rte. 273 to I-435. AC-State: 6,493 State: 723 Local: 0 Awd Date: 2016 Anticipated Fed Cat: NHPP Future Cost: 0 Estimate Total: 7,216 Federal Oversight						
County: Platte	111	499	0	0	0	0
Route: IS 435	0	0	0	0	0	0
Job No.: 412356	0	0	0	0	0	0
Length: 10.92	0	7,105	0	0	0	0
Fund Cat: Statewide Interstate And Major Bridge	0	7,105	0	0	0	0
Sec Cat: Rehab And Reconst	0	0	0	0	0	0
TIP #:	0	0	0	0	0	0
Pavement improvements from the Kansas State line to I-29. Fed: 6,843 State: 761 Local: 0 Awd Date: Fall 13 Anticipated Fed Cat: NHPP Future Cost: 0 Estimate Total: 7,715 Federal Oversight						
County: Platte	0	0	0	0	0	0
Route: IS 435	0	0	0	0	0	0
Job No.: 413032	0	0	0	0	0	0
Length: 0.20	0	0	0	2,652	0	0
Fund Cat: Statewide Interstate And Major Bridge	0	0	0	2,652	0	0
Sec Cat: Rehab And Reconst	0	0	0	0	0	0
TIP #:	0	0	0	0	0	0
Payment to KDOT in SPY 2016 for bridge improvements over the Missouri River. Project involves bridge A3289. Fed: 2,122 State: 530 Local: 0 Awd Date: N/A Anticipated Fed Cat: NHPP Future Cost: 0 Estimate Total: 2,652						
County: Platte	22	7	0	0	0	0
Route: MO 45	20	0	0	0	0	0
Job No.: 4P3034	25	97	0	0	0	0
Length: 0.10	45	97	0	0	0	0
Fund Cat: Taking Care Of System	0	0	0	0	0	0
Sec Cat: Rehab And Reconst	0	0	0	0	0	0
TIP #:	0	0	0	0	0	0
Guardrail improvements at Mission Creek. Safe and Sound funds. AC-State: 84 State: 20 Local: 0 Awd Date: Summer 13 Anticipated Fed Cat: S.T.P. Future Cost: 0 Estimate Total: 171 SAFER SOUNDER						
County: Platte	47	119	0	0	0	0
Route: IS 635	0	0	0	0	0	0
Job No.: 412353	0	0	0	0	0	0
Length: 3.39	0	1,219	0	0	0	0
Fund Cat: Statewide Interstate And Major Bridge	0	1,219	0	0	0	0
Sec Cat: Rehab And Reconst	0	0	0	0	0	0
TIP #:	0	0	0	0	0	0
Pavement improvements from the Kansas State line to I-29. Fed: 1,204 State: 134 Local: 0 Awd Date: Winter 14 Anticipated Fed Cat: NHPP Future Cost: 0 Estimate Total: 1,385						



2014-2018 Highway and Bridge Construction Schedule

Construction contingency applied to construction cost in the year the project is awarded.
 Three percent project growth factor compounded annually is applied to right-of-way and construction costs in program years 2, 3, 4, and 5.
 No inflation is applied to the Funding From Other Sources (FFOS) or Payments.
 Engineering includes PE costs, CE costs and R/W incidentals.

		STATE FISCAL YEAR PROJECT BUDGETING					
		7/2013- 6/2014	7/2014- 6/2015	7/2015- 6/2016	7/2016- 6/2017	7/2017- 6/2018	
		Prior Prog.					
County: Platte	Erosion repairs from Rte. 69 to Rte. 9.	0	10	0	0	0	0
Route: IS 635							
Job No.: 413020C		0	0	0	0	0	0
Length: 1.25	MPO: Y	0	135	0	0	0	0
Fund Cat: Taking Care Of System	AC-State: 130 State: 15 Local: 0	0	0	0	0	0	0
Sec Cat: Rehab And Reconst	Awd Date: Winter 14 Anticipated Fed Cat: NHPP	0	0	0	0	0	0
TIP #:	Future Cost: 0 Estimate Total: 145	0	0	0	0	0	0
County: Platte	Bridge improvements over the Missouri River. Project involves the Platte Purchase bridge A0450 and the Fairfax Bridge K0456. Potential Design/Build project. \$35,215,000 from KDOT.	62	500	5,334	479	0	0
Route: US 69		0	0	0	0	0	0
Job No.: 4P2279		0	0	40,824	32,673	0	0
Length: 0.10	MPO: Y	0	0	0	0	0	0
Fund Cat: Statewide Interstate And Major Bridge	Fed: 37,326 State: 7,269 Local: 35,215	0	0	35,215	0	0	0
Sec Cat: Rehab And Reconst	Awd Date: Summer 14 Anticipated Fed Cat: NHPP Federal Oversight	0	0	0	0	0	0
TIP #:	Future Cost: 0 Estimate Total: 79,872	0	0	0	0	0	0
County: Platte	Repair slide at Northwest Bluff Drive in Parkville.	10	43	0	0	0	0
Route: RT FF		0	0	0	0	0	0
Job No.: 413020		0	0	0	0	0	0
Length: 0.02	MPO: Y	0	452	0	0	0	0
Fund Cat: Taking Care Of System	AC-State: 397 State: 98 Local: 0	0	0	0	0	0	0
Sec Cat: Rehab And Reconst	Awd Date: Fall 13 Anticipated Fed Cat: S.T.P.	0	0	0	0	0	0
TIP #:	Future Cost: 0 Estimate Total: 505	0	0	0	0	0	0
County: Platte	Replace culvert 1.2 miles east of Dye Store Road.	0	39	0	0	0	0
Route: RT M		0	0	0	0	0	0
Job No.: 4S3075		0	0	0	0	0	0
Length: 0.10	MPO: Y	0	200	0	0	0	0
Fund Cat: Taking Care Of System	AC-State: 191 State: 48 Local: 0	0	0	0	0	0	0
Sec Cat: Rehab And Reconst	Awd Date: Spring 14 Anticipated Fed Cat: S.T.P.	0	0	0	0	0	0
TIP #:	Future Cost: 0 Estimate Total: 239	0	0	0	0	0	0
County: Various	Job Order Contracting for asphalt repair at various interstate locations in the urban Kansas City District.	0	80	0	0	0	0
Route: Various		0	0	0	0	0	0
Job No.: 212166F		0	0	0	0	0	0
Length: 0.00	MPO: Y	0	1,000	0	0	0	0
Fund Cat: Statewide Interstate And Major Bridge	AC-State: 972 State: 108 Local: 0	0	0	0	0	0	0
Sec Cat: Preventive Maint	Awd Date: Spring 14 Anticipated Fed Cat: NHPP	0	0	0	0	0	0
TIP #:	Future Cost: 0 Estimate Total: 1,080	0	0	0	0	0	0

* Subject to the approval of the Transportation Improvement Plan by the governing Metropolitan Planning Organization.
 Jun-17-2013 Section 4 - 14 District Kansas City

TMA

Dollars in Thousands



2014-2018 Highway and Bridge Construction Schedule

Transportation Planning

P.O. Box 270
Jefferson City, MO 65102

Construction contingency applied to construction cost in the year the project is awarded. Three percent project growth factor compounded annually is applied to right-of-way and construction costs in program years 2, 3, 4, and 5. No inflation is applied to the Funding From Other Sources (FFOS) or Payments. Engineering includes PE costs, CE costs and R/W incidentals.

		STATE FISCAL YEAR PROJECT BUDGETING					
		Prior Prog.	7/2013-6/2014	7/2014-6/2015	7/2015-6/2016	7/2016-6/2017	7/2017-6/2018
County: Various	Job Order Contracting for concrete repair at various interstate locations in the urban Kansas City District.	0	80	0	0	0	0
Route: Various							
Job No.: 212166G							
Length: 0.00	MPO: Y						
Fund Cat: Statewide Interstate And Major Bridge	AC-State: 972 State: 108 Local: 0						
Sec Cat: Preventive Maint	Awd Date: Spring 14 Anticipated Fed Cat: NHPP						
TIP #:	Future Cost: 1,080						
Engineering:							
R/W:							
Construction:							
FFOS:							
Payments:							
County: Various	Job Order Contracting for guard cable and guardrail repair at various locations in the urban Kansas City District.	53	0	0	128	0	0
Route: Various							
Job No.: 412366							
Length: 0.00	MPO: Y						
Fund Cat: Taking Care Of System	AC-State: 1,800 State: 200 Local: 0						
Sec Cat: Routine Maintenance	Awd Date: 2016 Anticipated Fed Cat: NHPP						
TIP #:	Future Cost: 2,053						
Engineering:							
R/W:							
Construction:							
FFOS:							
Payments:							
County: Various	Job Order Contracting for guard cable and guardrail repair at various locations in the urban Kansas City District.	0	0	0	0	160	0
Route: Various							
Job No.: 413011							
Length: 0.00	MPO: Y						
Fund Cat: Taking Care Of System	AC-State: 1,966 State: 219 Local: 0						
Sec Cat: Routine Maintenance	Awd Date: 2017 Anticipated Fed Cat: NHPP						
TIP #:	Future Cost: 2,185						
Engineering:							
R/W:							
Construction:							
FFOS:							
Payments:							
County: Various	Job Order Contracting for repairs on various bridges in the urban Kansas City District.	1	152	0	0	0	0
Route: Various							
Job No.: 413017							
Length: 0.00	MPO: Y						
Fund Cat: Taking Care Of System	AC-State: 1,936 State: 216 Local: 0						
Sec Cat: Preventive Maint	Awd Date: Winter 14 Anticipated Fed Cat: NHPP						
TIP #:	Future Cost: 2,153						
Engineering:							
R/W:							
Construction:							
FFOS:							
Payments:							
County: Various	Job Order Contracting for repairs on various bridges at various locations in the urban Kansas City District.	0	0	154	0	0	0
Route: Various							
Job No.: 413019							
Length: 0.00	MPO: Y						
Fund Cat: Taking Care Of System	AC-State: 1,992 State: 222 Local: 0						
Sec Cat: Rehab And Reconst	Awd Date: 2015 Anticipated Fed Cat: NHPP						
TIP #:	Future Cost: 2,214						
Engineering:							
R/W:							
Construction:							
FFOS:							
Payments:							



2014-2018 Highway and Bridge Construction Schedule

Construction contingency applied to construction cost in the year the project is awarded.
 Three percent project growth factor compounded annually is applied to right-of-way and construction costs in program years 2, 3, 4, and 5.
 No inflation is applied to the Funding From Other Sources (FFOS) or Payments.
 Engineering includes PE costs, CE costs and R/W incidentals.

	STATE FISCAL YEAR PROJECT BUDGETING					
	Prior Prog.	7/2013-6/2014	7/2014-6/2015	7/2015-6/2016	7/2016-6/2017	7/2017-6/2018
County: Various Route: Various Job No.: 413021 Length: 0.00 MPO: Y Fund Cat: Taking Care Of System Sec Cat: Rehab And Reconst Awd Date: 2015 Anticipated Fed Cat: NHPP TIP #: 990184 Future Cost: 0 Estimate Total: 2,233 Preventive maintenance and repair on various bridges in the urban Kansas City District.	1	10	162	0	0	0
Engineering:						
R/W:	0	0	0	0	0	0
Construction:	0	0	2,060	0	0	0
FFOS:	0	0	0	0	0	0
Payments:	0	0	0	0	0	0
County: Various Route: Various Job No.: 413028 Length: 0.00 MPO: Y Fund Cat: Taking Care Of System Sec Cat: Rehab And Reconst Awd Date: 2015 Anticipated Fed Cat: NHPP TIP #: 990184 Future Cost: 0 Estimate Total: 11,280 Bridge improvements at various locations in the urban Kansas City District.	50	50	880	0	0	0
Engineering:						
R/W:	0	0	0	0	0	0
Construction:	0	0	10,300	0	0	0
FFOS:	0	0	0	0	0	0
Payments:	0	0	0	0	0	0
County: Various Route: Various Job No.: 413042 Length: 0.00 MPO: Y Fund Cat: Taking Care Of System Sec Cat: Routine Maintenance Awd Date: 2018 Anticipated Fed Cat: NHPP TIP #: 990184 Future Cost: 0 Estimate Total: 2,220 Job Order Contracting for guard cable and guardrail repair in the urban Kansas City District.	0	0	0	0	0	134
Engineering:						
R/W:	0	0	0	0	0	0
Construction:	0	0	0	0	0	2,086
FFOS:	0	0	0	0	0	0
Payments:	0	0	0	0	0	0
County: Various Route: Various Job No.: 413043 Length: 0.00 MPO: Y Fund Cat: Safety Sec Cat: Urban Safety Awd Date: N/A Anticipated Fed Cat: State TIP #: 990184 Future Cost: 0 Estimate Total: 174 On-call work zone enforcement in the urban Kansas City District.	0	0	0	2	0	0
Engineering:						
R/W:	0	0	0	0	0	0
Construction:	0	0	0	172	0	0
FFOS:	0	0	0	0	0	0
Payments:	0	0	0	0	0	0
County: Various Route: Various Job No.: 413044 Length: 0.00 MPO: Y Fund Cat: Safety Sec Cat: Urban Safety Awd Date: N/A Anticipated Fed Cat: State TIP #: 990184 Future Cost: 0 Estimate Total: 179 On-call work zone enforcement in the urban Kansas City District.	0	0	0	0	2	0
Engineering:						
R/W:	0	0	0	0	0	0
Construction:	0	0	0	0	177	0
FFOS:	0	0	0	0	0	0
Payments:	0	0	0	0	0	0

* Subject to the approval of the Transportation Improvement Plan by the governing Metropolitan Planning Organization.
 Jun-17-2013 Section 4 - 16 District Kansas City

Dollars in Thousands

TMA



2014-2018 Highway and Bridge Construction Schedule

Transportation Planning

P.O. Box 270
Jefferson City, MO 65102

Construction contingency applied to construction cost in the year the project is awarded. Three percent project growth factor compounded annually is applied to right-of-way and construction costs in program years 2, 3, 4, and 5. No inflation is applied to the Funding From Other Sources (FFOS) or Payments. Engineering includes PE costs, CE costs and R/W incidentals.

	STATE FISCAL YEAR PROJECT BUDGETING					
	Prior Prog.	7/2013-6/2014	7/2014-6/2015	7/2015-6/2016	7/2016-6/2017	7/2017-6/2018
County: Various Route: Various Job No.: 413045 Length: 0.00 MPO: Y Fund Cat: Safety Sec Cat: Urban Safety TIP #:	0	0	0	0	0	2
On-call work zone enforcement in the urban Kansas City District. Engineering: R/W: 0 Construction: 0 FFOS: 0 Payments: 0						
Future Cost: 0 Estimate Total: 184 Fed: 0 State: 184 Local: 0						
County: Various Route: Various Job No.: 413056 Length: 0.00 MPO: Y Fund Cat: Taking Care Of System Sec Cat: Routine Maintenance TIP #:	0	0	0	0	27	0
Job Order Contracting for fence repair at various locations in the urban Kansas City District. Engineering: R/W: 0 Construction: 0 FFOS: 0 Payments: 0						
Future Cost: 0 Estimate Total: 292 Fed: 0 State: 292 Local: 0						
County: Various Route: Various Job No.: 413098 Length: 0.00 MPO: Y Fund Cat: Taking Care Of System Sec Cat: Systems Operations TIP #:	0	22	0	0	0	0
Job Order Contracting for fence repairs at various location in the urban Kansas City District. Engineering: R/W: 0 Construction: 250 FFOS: 0 Payments: 0						
Future Cost: 0 Estimate Total: 272 Fed: 0 State: 272 Local: 0						
County: Various Route: Various Job No.: 4P2309 Length: 0.00 MPO: Y Fund Cat: Taking Care Of System Sec Cat: Routine Maintenance TIP #:	31	127	0	0	0	0
Job Order Contracting for guard cable and guardrail repair at various locations in the urban Kansas City District. Engineering: R/W: 0 Construction: 1,601 FFOS: 0 Payments: 0						
Future Cost: 0 Estimate Total: 1,759 AC-State: 1,555 State: 173 Local: 0 NHPP						
County: Various Route: Various Job No.: 4P2311 Length: 0.00 MPO: Y Fund Cat: Taking Care Of System Sec Cat: Routine Maintenance TIP #:	33	0	132	0	0	0
Job Order Contracting for guard cable and guardrail repair at various locations in the urban Kansas City District. Engineering: R/W: 0 Construction: 1,731 FFOS: 0 Payments: 0						
Future Cost: 0 Estimate Total: 1,896 AC-State: 1,676 State: 187 Local: 0 NHPP						



2014-2018 Highway and Bridge Construction Schedule

Construction contingency applied to construction cost in the year the project is awarded.
 Three percent project growth factor compounded annually is applied to right-of-way and construction costs in program years 2, 3, 4, and 5.
 No inflation is applied to the Funding From Other Sources (FFOS) or Payments.
 Engineering includes PE costs, CE costs and R/W incidentals.

		STATE FISCAL YEAR PROJECT BUDGETING					
		7/2013- 6/2014	7/2014- 6/2015	7/2015- 6/2016	7/2016- 6/2017	7/2017- 6/2018	Prior Prog.
County: Various	Job Order Contracting for pavement repair on major routes at various locations in the urban Kansas City District.						
Route: Various							
Job No.: 4P2363							
Length: 0.00	MPO: Y						
Fund Cat: Taking Care Of System	AC-State: 307 State: 77 Local: 0						
Sec Cat: Preventive Maint	Awd Date: Spring 14 Anticipated Fed Cat: NHPP						
TIP #:	Future Cost: 0 Estimate Total: 395	11	34	0	0	0	0
	Engineering:						
	R/W:						
	Construction:						
	FFOS:						
	Payments:						
County: Various	Job Order Contracting for pavement repair on major routes at various locations in the urban Kansas City District.						
Route: Various							
Job No.: 4P3008							
Length: 0.00	MPO: Y						
Fund Cat: Taking Care Of System	AC-State: 314 State: 78 Local: 0						
Sec Cat: Preventive Maint	Awd Date: 2015 Anticipated Fed Cat: NHPP						
TIP #:	Future Cost: 0 Estimate Total: 392						
	Engineering:						
	R/W:						
	Construction:						
	FFOS:						
	Payments:						
County: Various	Safety improvements at various district wide locations. Open Container funds.						
Route: Various							
Job No.: 4P3050							
Length: 0.00	MPO: Y						
Fund Cat: Safety	Fed: 1,397 State: 155 Local: 0						
Sec Cat: Safety	Awd Date: 2015 Anticipated Fed Cat: Safety						
TIP #:	Future Cost: 0 Estimate Total: 1,552						
	Engineering:						
	R/W:						
	Construction:						
	FFOS:						
	Payments:						
County: Various	Safety improvements at various district wide locations. Open Container funds.						
Route: Various							
Job No.: 4P3051							
Length: 0.00	MPO: Y						
Fund Cat: Safety	Fed: 2,575 State: 286 Local: 0						
Sec Cat: Safety	Awd Date: 2016 Anticipated Fed Cat: Safety						
TIP #:	Future Cost: 0 Estimate Total: 2,861						
	Engineering:						
	R/W:						
	Construction:						
	FFOS:						
	Payments:						
County: Various	Job Order Contracting for repairs on various bridges in the urban Kansas City District.						
Route: Various							
Job No.: 4P3057							
Length: 0.00	MPO: Y						
Fund Cat: Taking Care Of System	Fed: 1,391 State: 348 Local: 0						
Sec Cat: Preventive Maint	Awd Date: 2016 Anticipated Fed Cat: NHPP						
TIP #:	Future Cost: 0 Estimate Total: 1,739						
	Engineering:						
	R/W:						
	Construction:						
	FFOS:						
	Payments:						

* Subject to the approval of the Transportation Improvement Plan by the governing Metropolitan Planning Organization.
 Jun-17-2013 Section 4 - 18 District Kansas City



2014-2018 Highway and Bridge Construction Schedule

Transportation Planning

P.O. Box 270
Jefferson City, MO 65102

Construction contingency applied to construction cost in the year the project is awarded. Three percent project growth factor compounded annually is applied to right-of-way and construction costs in program years 2, 3, 4, and 5. No inflation is applied to the Funding From Other Sources (FFOS) or Payments. Engineering includes PE costs, CE costs and R/W incidentals.

		STATE FISCAL YEAR PROJECT BUDGETING					
		Prior Prog.	7/2013-6/2014	7/2014-6/2015	7/2015-6/2016	7/2016-6/2017	7/2017-6/2018
County: Various	Job Order Contracting for asphalt pavement repair at various major route locations in the urban Kansas City District.						
Route: Various							
Job No.: 4P3058							
Length: 0.00	MPO: Y						
Fund Cat: Taking Care Of System	AC-State: 463 State: 116 Local: 0						
Sec Cat: Thin Lift Overlay	Awd Date: 2016 Anticipated Fed Cat: NHPP						
TIP #:	Future Cost: 0 Estimate Total: 579	0	0	0	49	0	0
	Engineering:						
	R/W:						
	Construction:						
	FFOS:						
	Payments:						
County: Various	Job Order Contracting for concrete pavement repair at various major route locations in the urban Kansas City District.						
Route: Various							
Job No.: 4P3059							
Length: 0.00	MPO: Y						
Fund Cat: Taking Care Of System	AC-State: 460 State: 115 Local: 0						
Sec Cat: Low Type Resurfacing	Awd Date: 2016 Anticipated Fed Cat: NHPP						
TIP #:	Future Cost: 0 Estimate Total: 575	0	0	0	0	45	0
	Engineering:						
	R/W:						
	Construction:						
	FFOS:						
	Payments:						
County: Various	Job Order Contracting for asphalt pavement repair at various major route locations in the urban Kansas City District.						
Route: Various							
Job No.: 4P3060							
Length: 0.00	MPO: Y						
Fund Cat: Taking Care Of System	AC-State: 473 State: 118 Local: 0						
Sec Cat: Low Type Resurfacing	Awd Date: 2017 Anticipated Fed Cat: NHPP						
TIP #:	Future Cost: 0 Estimate Total: 591	0	0	0	0	0	0
	Engineering:						
	R/W:						
	Construction:						
	FFOS:						
	Payments:						
County: Various	Job Order Contracting for concrete pavement repairs at various major route locations in the urban Kansas City District.						
Route: Various							
Job No.: 4P3061							
Length: 0.00	MPO: Y						
Fund Cat: Taking Care Of System	AC-State: 473 State: 118 Local: 0						
Sec Cat: Low Type Resurfacing	Awd Date: 2017 Anticipated Fed Cat: NHPP						
TIP #:	Future Cost: 0 Estimate Total: 591	0	0	0	0	0	0
	Engineering:						
	R/W:						
	Construction:						
	FFOS:						
	Payments:						
County: Various	Job Order Contracting for repairs on various bridges at various locations in the urban Kansas City District.						
Route: Various							
Job No.: 4P3062							
Length: 0.00	MPO: Y						
Fund Cat: Taking Care Of System	AC-State: 1,906 State: 476 Local: 0						
Sec Cat: Preventive Maint	Awd Date: 2017 Anticipated Fed Cat: NHPP						
TIP #:	Future Cost: 0 Estimate Total: 2,382	0	0	0	0	0	0
	Engineering:						
	R/W:						
	Construction:						
	FFOS:						
	Payments:						



2014-2018 Highway and Bridge Construction Schedule

Construction contingency applied to construction cost in the year the project is awarded.
Three percent project growth factor compounded annually is applied to right-of-way and construction costs in program years 2, 3, 4, and 5.
No inflation is applied to the Funding From Other Sources (FFOS) or Payments.
Engineering includes PE costs, CE costs and R/W incidentals.

		STATE FISCAL YEAR PROJECT BUDGETING					
		7/2013- 6/2014	7/2014- 6/2015	7/2015- 6/2016	7/2016- 6/2017	7/2017- 6/2018	
		Prior Prog.					
County: Various	Job Order Contracting for asphalt pavement repair at various major route locations in the urban Kansas City District.	0	0	0	0	45	
Route: Various							
Job No.: 4P3063							
Length: 0.00	MPO: Y						
Fund Cat: Taking Care Of System	AC-State: 486 State: 122 Local: 0						
Sec Cat: Low Type Resurfacing	Awd Date: 2018 Anticipated Fed Cat: NHPP						
TIP #:	Future Cost: 0 Estimate Total: 608						
County: Various	Job Order Contracting for concrete pavement repair at various major route locations in the urban Kansas City District.	0	0	0	0	45	
Route: Various							
Job No.: 4P3064							
Length: 0.00	MPO: Y						
Fund Cat: Taking Care Of System	AC-State: 486 State: 122 Local: 0						
Sec Cat: Low Type Resurfacing	Awd Date: 2018 Anticipated Fed Cat: NHPP						
TIP #:	Future Cost: 0 Estimate Total: 608						
County: Various	Job Order Contracting for repairs on various bridges at various locations in the urban Kansas City District.	0	0	0	0	197	
Route: Various							
Job No.: 4P3065							
Length: 0.00	MPO: Y						
Fund Cat: Taking Care Of System	Fed: 1,959 State: 489 Local: 0						
Sec Cat: Preventive Maint	Awd Date: 2018 Anticipated Fed Cat: NHPP						
TIP #:	Future Cost: 0 Estimate Total: 2,448						
County: Various	Corridor safety improvements on various routes in the urban Kansas City District.	0	20	100	550	0	
Route: Various							
Job No.: 4P3079							
Length: 0.00	MPO: Y						
Fund Cat: Taking Care Of System	AC-State: 4,865 State: 1,216 Local: 0						
Sec Cat: Systems Operations	Awd Date: 2016 Anticipated Fed Cat: NHPP						
TIP #:	Future Cost: 0 Estimate Total: 6,081						
County: Various	Pavement improvements on various routes in the urban Kansas City District.	0	1	14	600	0	
Route: Various							
Job No.: 4P3081							
Length: 0.00	MPO: Y						
Fund Cat: Taking Care Of System	AC-State: 4,736 State: 1,184 Local: 0						
Sec Cat: Low Type Resurfacing	Awd Date: 2016 Anticipated Fed Cat: NHPP						
TIP #:	Future Cost: 0 Estimate Total: 5,920						

* Subject to the approval of the Transportation Improvement Plan by the governing Metropolitan Planning Organization.
Jun-17-2013 Section 4 - 20 District Kansas City



2014-2018 Highway and Bridge Construction Schedule

Transportation Planning

P.O. Box 270
Jefferson City, MO 65102

Construction contingency applied to construction cost in the year the project is awarded. Three percent project growth factor compounded annually is applied to right-of-way and construction costs in program years 2, 3, 4, and 5. No inflation is applied to the Funding From Other Sources (FFOS) or Payments. Engineering includes PE costs, CE costs and R/W incidentals.

	STATE FISCAL YEAR PROJECT BUDGETING					
	Prior Prog.	7/2013-6/2014	7/2014-6/2015	7/2015-6/2016	7/2016-6/2017	7/2017-6/2018
County: Various	Operational improvements at various locations in the urban Kansas City District.					
Route: Various						
Job No.: 4P3082						
Length: 0.00	MPO: Y					
Fund Cat: Major Projects & Emerging Needs	AC-State: 10,371 State: 2,592 Local: 0					
Sec Cat: Systems Operations	Awd Date: 2016 Anticipated Fed Cat: NHPP					
TIP #:	Future Cost: 0 Estimate Total: 12,963					
	Engineering:	0	0	0	1,022	0
	R/W:	0	0	0	0	0
	Construction:	0	0	0	11,941	0
	FFOS:	0	0	0	0	0
	Payments:	0	0	0	0	0
County: Various	Operational improvements at various locations in the urban Kansas City District.					
Route: Various						
Job No.: 4P3095						
Length: 0.00	MPO: Y					
Fund Cat: Major Projects & Emerging Needs	AC-State: 1,938 State: 484 Local: 0					
Sec Cat: Systems Operations	Awd Date: 2015 Anticipated Fed Cat: S.T.P.					
TIP #:	Future Cost: 0 Estimate Total: 2,422					
	Engineering:	0	150	212	0	0
	R/W:	0	0	0	0	0
	Construction:	0	0	2,060	0	0
	FFOS:	0	0	0	0	0
	Payments:	0	0	0	0	0
County: Various	Operational improvements at various locations in the urban Kansas City District.					
Route: Various						
Job No.: 4P3096						
Length: 0.00	MPO: Y					
Fund Cat: Major Projects & Emerging Needs	AC-State: 3,340 State: 835 Local: 0					
Sec Cat: Systems Operations	Awd Date: Winter 14 Anticipated Fed Cat: S.T.P.					
TIP #:	Future Cost: 0 Estimate Total: 4,175					
	Engineering:	0	736	0	0	0
	R/W:	0	0	0	0	0
	Construction:	0	3,439	0	0	0
	FFOS:	0	0	0	0	0
	Payments:	0	0	0	0	0
County: Various	Job Order Contracting for fence repairs at various locations in the urban Kansas City District.					
Route: Various						
Job No.: 4P3097						
Length: 0.00	MPO: Y					
Fund Cat: Taking Care Of System	Fed: 0 State: 282 Local: 0					
Sec Cat: Systems Operations	Awd Date: 2015 Anticipated Fed Cat: State					
TIP #:	Future Cost: 0 Estimate Total: 282					
	Engineering:	0	0	24	0	0
	R/W:	0	0	0	0	0
	Construction:	0	0	258	0	0
	FFOS:	0	0	0	0	0
	Payments:	0	0	0	0	0
County: Various	Pavement improvements on various minor routes in the urban Kansas City District.					
Route: Various						
Job No.: 4S2393						
Length: 0.00	MPO: Y					
Fund Cat: Taking Care Of System	AC-State: 1,846 State: 461 Local: 0					
Sec Cat: Low Type Resurfacing	Awd Date: 2016 Anticipated Fed Cat: S.T.P.					
TIP #:	Future Cost: 0 Estimate Total: 2,332					
	Engineering:	25	1	1	141	0
	R/W:	0	0	0	0	0
	Construction:	0	0	0	2,164	0
	FFOS:	0	0	0	0	0
	Payments:	0	0	0	0	0



2014-2018 Highway and Bridge Construction Schedule

Construction contingency applied to construction cost in the year the project is awarded.
 Three percent project growth factor compounded annually is applied to right-of-way and construction costs in program years 2, 3, 4, and 5.
 No inflation is applied to the Funding From Other Sources (FFOS) or Payments.
 Engineering includes PE costs, CE costs and R/W incidentals.

County: Various Route: Various Job No.: 9P22641 Length: 0.00 Fund Cat: Safety Sec Cat: Safety TIP #:	Improve guardrail on divided highway medians at various bridge locations in the urban Kansas City District. Open Container funds. MPO: Y Fed: 1,029 State: 114 Local: 0 Awd Date: Summer 13 Anticipated Fed Cat: Safety Future Cost: 0 Estimate Total: 1,148	Engineering: R/W: Construction: FFOS: Payments:	STATE FISCAL YEAR PROJECT BUDGETING <table border="1"> <tr> <th>Prior Prog.</th> <th>7/2013-6/2014</th> <th>7/2014-6/2015</th> <th>7/2015-6/2016</th> <th>7/2016-6/2017</th> <th>7/2017-6/2018</th> </tr> <tr> <td>5</td> <td>89</td> <td>0</td> <td>0</td> <td>0</td> <td>0</td> </tr> <tr> <td>0</td> <td>0</td> <td>0</td> <td>0</td> <td>0</td> <td>0</td> </tr> <tr> <td>0</td> <td>1,054</td> <td>0</td> <td>0</td> <td>0</td> <td>0</td> </tr> <tr> <td>0</td> <td>1,054</td> <td>0</td> <td>0</td> <td>0</td> <td>0</td> </tr> <tr> <td>0</td> <td>0</td> <td>0</td> <td>0</td> <td>0</td> <td>0</td> </tr> </table>	Prior Prog.	7/2013-6/2014	7/2014-6/2015	7/2015-6/2016	7/2016-6/2017	7/2017-6/2018	5	89	0	0	0	0	0	0	0	0	0	0	0	1,054	0	0	0	0	0	1,054	0	0	0	0	0	0	0	0	0	0
Prior Prog.	7/2013-6/2014	7/2014-6/2015	7/2015-6/2016	7/2016-6/2017	7/2017-6/2018																																		
5	89	0	0	0	0																																		
0	0	0	0	0	0																																		
0	1,054	0	0	0	0																																		
0	1,054	0	0	0	0																																		
0	0	0	0	0	0																																		



2014-2018 Highway and Bridge Construction Schedule

Transportation Planning

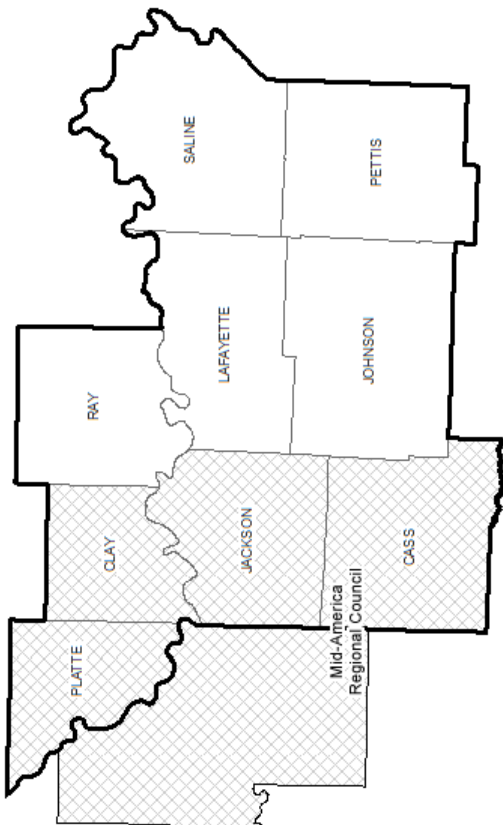
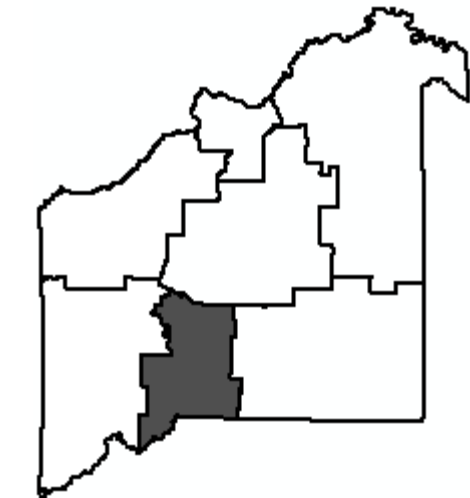
P.O. Box 270
Jefferson City, MO 65102

Construction contingency applied to construction cost in the year the project is awarded.
 Three percent project growth factor compounded annually is applied to right-of-way and construction costs in program years 2, 3, 4, and 5.
 No inflation is applied to the Funding From Other Sources (FFOS) or Payments.
 Engineering includes PE costs, CE costs and R/W incidentals.

STATE FISCAL YEAR PROJECT BUDGETING									
Prior	7/2013-	7/2014-	7/2015-	7/2016-	7/2017-	7/2018-			
Prog.	6/2014	6/2015	6/2016	6/2017	6/2018	6/2018			
FFOS:	1,059	19,682	91,794	7,029	0	0			
Total R/W:	1,187	2,684	28	0	0	0			
Total Construction:	25	96,318	198,324	130,227	12,823	7,099			
Paybacks:	0	0	0	0	0	0			
Sub-Total:	1,212	99,002	198,352	130,227	12,823	7,099			
Total Engineering:	8,932	17,666	18,262	10,142	985	537			
Grand Total:	10,144	116,668	216,614	140,369	13,808	7,636			
2014 2015 2016 2017 2018									
State	17,019	25,952	17,907	2,686	1,454				
AC-State	35,362	62,127	58,923	4,822	4,223				
Local	5,796	23,120	35,458	0	0				
Sub-total State	58,177	111,199	112,288	7,508	5,677				
Federal									
Sub-total Federal	58,491	105,415	28,081	6,300	1,959				
Grand Total	116,668	216,614	140,369	13,808	7,636				

Project Count: 106

PAYMENT PROJECTS



TMA

MoDOT's Kansas City District

Mid-America Regional Council

(Note: The following MoDOT projects are located inside the Kansas City Metropolitan Planning area boundary.)



2014-2018 Highway and Bridge Construction Schedule

Transportation Planning

P.O. Box 270
Jefferson City, MO 65102

Construction contingency applied to construction cost in the year the project is awarded. Three percent project growth factor compounded annually is applied to right-of-way and construction costs in program years 2, 3, 4, and 5. No inflation is applied to the Funding From Other Sources (FFOS) or Payments. Engineering includes PE costs, CE costs and R/W incidentals.

		STATE FISCAL YEAR PROJECT BUDGETING					
		Prior Prog.	7/2013-6/2014	7/2014-6/2015	7/2015-6/2016	7/2016-6/2017	7/2017-6/2018
County:	Cass	Engineering:	0	0	0	0	0
Route:	IS 49	R/W:	0	0	0	0	0
Job No.:	4P1475Z	Construction:	0	0	0	0	0
Length:	0.10 MPO: Y	FFOS:	0	3,700	0	0	0
Fund Cat:	Major Projects & Emerging Needs	Payments:	0	3,700	0	0	0
Sec Cat:	System Expansion						
TIP #:							
Payback from the Cost Share program in SFY 2015 to the Highway 71/291 Partners in Progress TDD for acceleration of 4P1475.							
		Fed:	0	State: 3,700	Local: 0		
		Anticipated Fed Cat:	N/A	State			
		Future Cost:	0	Estimate Total: 3,700			
County:	Clay	Engineering:	0	0	0	0	0
Route:	IS 35	R/W:	0	0	0	0	0
Job No.:	4H1773Z	Construction:	0	0	0	0	0
Length:	2.03 MPO: Y	FFOS:	0	5,000	0	0	0
Fund Cat:	Major Projects & Emerging Needs	Payments:	0	5,000	0	0	0
Sec Cat:	System Expansion						
TIP #:							
Payback from the Cost Share program in SFY 2014 to Liberty for the acceleration of 4H1773.							
		Fed:	0	State: 5,000	Local: 0		
		Anticipated Fed Cat:	N/A	State			
		Future Cost:	0	Estimate Total: 5,000			
County:	Jackson	Engineering:	0	0	0	0	0
Route:	MO 150	R/W:	0	0	0	0	0
Job No.:	4P2251Y	Construction:	0	0	0	0	0
Length:	0.20 MPO: Y	FFOS:	0	273	0	0	0
Fund Cat:	Major Projects & Emerging Needs	Payments:	2,468	273	0	0	0
Sec Cat:	System Expansion						
TIP #:							
Payback from the Cost Share program in SFY 2013 and SFY 2015 to KCS Railroad for the acceleration of 4P2251B.							
		Fed:	0	State: 273	Local: 0		
		Anticipated Fed Cat:	N/A	State			
		Future Cost:	0	Estimate Total: 2,741			
County:	Jackson	Engineering:	0	0	0	0	0
Route:	MO 150	R/W:	0	0	0	0	0
Job No.:	4P2251Z	Construction:	0	0	0	0	0
Length:	0.10 MPO: Y	FFOS:	0	4,727	0	0	0
Fund Cat:	Major Projects & Emerging Needs	Payments:	2,468	4,727	0	0	0
Sec Cat:	System Expansion						
TIP #:							
Payback from the Cost Share program in SFY 2014 and 2015 to Kansas City for the acceleration of project 4P2251.							
		Fed:	0	State: 9,727	Local: 0		
		Anticipated Fed Cat:	N/A	State			
		Future Cost:	0	Estimate Total: 9,727			
County:	Jackson	Engineering:	3	0	0	0	0
Route:	IS 670	R/W:	0	0	0	0	0
Job No.:	4P2316	Construction:	0	0	0	0	0
Length:	0.08 MPO: Y	FFOS:	0	5,000	4,727	0	0
Fund Cat:	Taking Care Of System	Payments:	0	5,000	4,727	0	0
Sec Cat:	Rehab And Reconst						
TIP #:							
Payback to Kansas City in SFY 2014 for the replacement of Wyandotte and Central bridges. Project involves bridges A1121 and BH002.							
		Fed:	0	State: 7,500	Local: 0		
		Anticipated Fed Cat:	N/A	State			
		Future Cost:	0	Estimate Total: 7,503			



2014-2018 Highway and Bridge Construction Schedule

Construction contingency applied to construction cost in the year the project is awarded.
 Three percent project growth factor compounded annually is applied to right-of-way and construction costs in program years 2, 3, 4, and 5.
 No inflation is applied to the Funding From Other Sources (FFOS) or Payments.
 Engineering includes PE costs, CE costs and R/W incidentals.

	STATE FISCAL YEAR PROJECT BUDGETING					
	Prior Prog.	7/2013-6/2014	7/2014-6/2015	7/2015-6/2016	7/2016-6/2017	7/2017-6/2018
County: Platte Route: IS 29 Job No.: 412335Z Length: 0.20 MPO: Y Fund Cat: Major Projects & Emerging Needs Sec Cat: System Expansion Awd Date: N/A Anticipated Fed Cat: State TIP #: 0 Future Cost: 0 Estimate Total: 4,727	Engineering: 0 R/W: 0 Construction: 0 FFOS: 0 Payments: 0	0	0	0	0	0
County: Various Route: Various Job No.: 413006 Length: 0.00 MPO: Y Fund Cat: Safety Sec Cat: Safety Awd Date: N/A Anticipated Fed Cat: State TIP #: 0 Future Cost: 0 Estimate Total: 164	Engineering: 0 R/W: 0 Construction: 0 FFOS: 0 Payments: 0	0	14	0	0	0
County: Various Route: Various Job No.: 413010 Length: 0.00 MPO: Y Fund Cat: Major Projects & Emerging Needs Sec Cat: Systems Operations Awd Date: N/A Anticipated Fed Cat: S.T.P. TIP #: 0 Future Cost: 0 Estimate Total: 1,635	Engineering: 0 R/W: 0 Construction: 0 FFOS: 0 Payments: 0	0	0	0	0	1,635
County: Various Route: Various Job No.: 413013 Length: 0.00 MPO: Y Fund Cat: Safety Sec Cat: Safety Awd Date: N/A Anticipated Fed Cat: State TIP #: 0 Future Cost: 0 Estimate Total: 170	Engineering: 0 R/W: 0 Construction: 0 FFOS: 0 Payments: 0	0	0	14	0	0
County: Various Route: Various Job No.: 4Q2268 Length: 0.00 MPO: Y Fund Cat: Major Projects & Emerging Needs Sec Cat: Systems Operations Awd Date: N/A Anticipated Fed Cat: S.T.P. TIP #: 0 Future Cost: 0 Estimate Total: 1,606	Engineering: 0 R/W: 0 Construction: 0 FFOS: 0 Payments: 0	0	0	0	0	1,606

* Subject to the approval of the Transportation Improvement Plan by the governing Metropolitan Planning Organization.
 Jun-17-2013 Section 4 - 2 District Kansas City

Dollars in Thousands

TMA



2014-2018 Highway and Bridge Construction Schedule

Transportation Planning

P.O. Box 270
Jefferson City, MO 65102

Construction contingency applied to construction cost in the year the project is awarded. Three percent project growth factor compounded annually is applied to right-of-way and construction costs in program years 2, 3, 4, and 5. No inflation is applied to the Funding From Other Sources (FFOS) or Payments. Engineering includes PE costs, CE costs and R/W incidentals.

		STATE FISCAL YEAR PROJECT BUDGETING					
		Prior Prog.	7/2013-6/2014	7/2014-6/2015	7/2015-6/2016	7/2016-6/2017	7/2017-6/2018
County: Various	ITS operations, staffing and equipment for the KC Scout Intelligent Transportation System at the Traffic Management Center (TMC) building. \$1.935 million transferring to MoDOT's operations budget. \$1.705 million from KDOT.	0	0	0	0	0	0
Route: Various							
Job No.: 4Q2269							
Length: 0.00	MPO: Y						
Fund Cat: Major Projects & Emerging Needs	AC-State: 2,261 State: 0 Local: 1,705						
Sec Cat: Systems Operations	Awd Date: N/A Anticipated Fed Cat: S.T.P.		1,705				
TIP #:	Future Cost: 0 Estimate Total: 3,966		3,966				
Engineering:							
R/W:							
Construction:							
FFOS:							
Payments:							
County: Various	ITS operations, staffing and equipment for the KC Scout Intelligent Transportation System at the Traffic Management Center (TMC) building. \$1.935 million transferring to MoDOT's operations budget. \$1.705 million from KDOT.	0	0	0	0	0	0
Route: Various							
Job No.: 4Q2306							
Length: 0.00	MPO: Y						
Fund Cat: Major Projects & Emerging Needs	AC-State: 2,400 State: 0 Local: 1,705						
Sec Cat: Systems Operations	Awd Date: N/A Anticipated Fed Cat: S.T.P.						
TIP #:	Future Cost: 0 Estimate Total: 4,105						
Engineering:							
R/W:							
Construction:							
FFOS:							
Payments:							
County: Various	Motorist Assist operations and staff in the urban Kansas City District. These funds will be transferred to the district operations budget.	0	0	0	0	0	0
Route: Various							
Job No.: 4Q2307							
Length: 0.00	MPO: Y						
Fund Cat: Major Projects & Emerging Needs	AC-State: 1,308 State: 327 Local: 0						
Sec Cat: Systems Operations	Awd Date: N/A Anticipated Fed Cat: S.T.P.						
TIP #:	Future Cost: 0 Estimate Total: 1,635						
Engineering:							
R/W:							
Construction:							
FFOS:							
Payments:							
County: Various	Motorist Assist operations and staff in the urban Kansas City District. These funds will be transferred to the district operations budget.	0	0	0	0	0	0
Route: Various							
Job No.: 4Q2350							
Length: 0.00	MPO: Y						
Fund Cat: Major Projects & Emerging Needs	AC-State: 1,308 State: 327 Local: 0						
Sec Cat: Systems Operations	Awd Date: N/A Anticipated Fed Cat: S.T.P.						
TIP #:	Future Cost: 0 Estimate Total: 1,635						
Engineering:							
R/W:							
Construction:							
FFOS:							
Payments:							
County: Various	ITS operations, staffing and equipment for the KC Scout Intelligent Transportation System at the Traffic Management Center (TMC) building. \$1.935 million transferring to MoDOT's operations budget. \$1.705 million from KDOT.	0	0	0	0	0	0
Route: Various							
Job No.: 4Q2351							
Length: 0.00	MPO: Y						
Fund Cat: Major Projects & Emerging Needs	AC-State: 2,400 State: 0 Local: 1,705						
Sec Cat: Systems Operations	Awd Date: N/A Anticipated Fed Cat: S.T.P.						
TIP #:	Future Cost: 0 Estimate Total: 4,105						
Engineering:							
R/W:							
Construction:							
FFOS:							
Payments:							



2014-2018 Highway and Bridge Construction Schedule

Transportation Planning

P.O. Box 270
Jefferson City, MO 65102

Construction contingency applied to construction cost in the year the project is awarded.
Three percent project growth factor compounded annually is applied to right-of-way and construction costs in program years 2, 3, 4, and 5.
No inflation is applied to the Funding From Other Sources (FFOS) or Payments.
Engineering includes PE costs, CE costs and R/W incidentals.

		STATE FISCAL YEAR PROJECT BUDGETING					
		7/2013- 6/2014	7/2014- 6/2015	7/2015- 6/2016	7/2016- 6/2017	7/2017- 6/2018	Prior Prog.
County: Various	ITS operations, staffing and equipment for the KC Scout Intelligent Transportation System at the Traffic Management Center (TMC) building. \$1.935 million transferring to MoDOT's operations budget. \$1.705 million from KDOT.	0	0	0	0	0	0
Route: Various							
Job No.: 4Q3000							
Length: 0.00	MPO: Y						
Fund Cat: Major Projects & Emerging Needs	AC-State: 2,400 State: 0 Local: 1,705						
Sec Cat: Systems Operations	Awd Date: N/A Anticipated Fed Cat: S.T.P.						
TIP #:	Future Cost: 0 Estimate Total: 4,105						
County: Various	ITS operations, staffing and equipment for the KC Scout Intelligent Transportation System at the Traffic Management Center (TMC) building. \$1.935 million transferring to MoDOT's operations budget. \$1.705 million from KDOT.	0	0	0	0	0	0
Route: Various							
Job No.: 4Q3040							
Length: 0.00	MPO: Y						
Fund Cat: Major Projects & Emerging Needs	AC-State: 2,400 State: 0 Local: 1,705						
Sec Cat: Systems Operations	Awd Date: N/A Anticipated Fed Cat: S.T.P.						
TIP #:	Future Cost: 0 Estimate Total: 4,105						
County: Various	Motorist Assist operations and staff in the urban Kansas City District. These funds will be transferred to the district operations budget.	0	0	0	0	0	0
Route: Various							
Job No.: 4Q3041							
Length: 0.00	MPO: Y						
Fund Cat: Major Projects & Emerging Needs	AC-State: 1,308 State: 327 Local: 0						
Sec Cat: Systems Operations	Awd Date: N/A Anticipated Fed Cat: S.T.P.						
TIP #:	Future Cost: 0 Estimate Total: 1,635						
County: Various	Web and Email Alert Upgrades at the KC Scout Traffic Management Center in the urban Kansas City District. \$203,000 in MARC CMAQ funds, \$15,000 in KDOT funds.	0	19	0	0	0	0
Route: Various							
Job No.: 4Q3074							
Length: 0.00	MPO: Y						
Fund Cat: Major Projects & Emerging Needs	Fed: 216 State: 38 Local: 15						
Sec Cat: Systems Operations	Awd Date: N/A Anticipated Fed Cat: C.M.A.Q.						
TIP #:	Future Cost: 0 Estimate Total: 269						
County: Various	Payback beginning in SFY 2008 for Safe and Sound bridges for urban Kansas City District. Formerly District 4 SAS payments. Funding for right of way in 2009 from contractor.	0	61	0	0	0	0
Route: Various							
Job No.: 5B0800S							
Length: 0.00	MPO: Y						
Fund Cat: Taking Care Of System	Fed: 0 State: 18,795 Local: 0						
Sec Cat: Rehab And Reconst	Awd Date: N/A Anticipated Fed Cat: State						
TIP #:	Future Cost: 50,001 - 75,000 Estimate Total: 30,321						
		11,465	3,759	3,759	3,759	3,759	3,759

* Subject to the approval of the Transportation Improvement Plan by the governing Metropolitan Planning Organization.
Jun-17-2013 Section 4 - 4 District Kansas City

TMA

Dollars in Thousands



2014-2018 Highway and Bridge Construction Schedule

Transportation Planning

P.O. Box 270
Jefferson City, MO 65102

Construction contingency applied to construction cost in the year the project is awarded.
 Three percent project growth factor compounded annually is applied to right-of-way and construction costs in program years 2, 3, 4, and 5.
 No inflation is applied to the Funding From Other Sources (FFOS) or Payments.
 Engineering includes PE costs, CE costs and R/W incidentals.

STATE FISCAL YEAR PROJECT BUDGETING										
	7/2013-	7/2014-	7/2015-	7/2016-	7/2017-	7/2018-	7/2019-	7/2020-	7/2021-	7/2022-
Prior	6/2014	6/2015	6/2016	6/2017	6/2018	6/2019	6/2020	6/2021	6/2022	6/2023
FFOS:	2,529	11,923	15,132	1,705	1,705	1,705	0	0	0	0
Total R/W:	61	0	0	0	0	0	0	0	0	0
Total Construction:	0	0	0	0	0	0	0	0	0	0
Paybacks:	13,933	27,231	23,082	9,499	9,499	9,499	9,499	9,499	9,499	9,499
Sub-Total:	13,994	27,231	23,082	9,499	9,499	9,499	9,499	9,499	9,499	9,499
Total Engineering:	3	33	14	0	0	0	0	0	0	0
Grand Total:	13,997	27,264	23,096	9,499	9,499	9,499	9,499	9,499	9,499	9,499
	2014	2015	2016	2017	2018					
State	21,782	17,683	4,086	4,086	4,086					
AC-State	3,546	3,708	3,708	3,708	3,708					
Local	1,720	1,705	1,705	1,705	1,705					
Sub-total State	27,048	23,096	9,499	9,499	9,499					
Federal										
Sub-total Federal	216	0	0	0	0					
Grand Total	27,264	23,096	9,499	9,499	9,499					

Project Count: 20



2014-2018 Highway and Bridge Construction Schedule

Construction contingency applied to construction cost in the year the project is awarded.
 Three percent inflation compounded annually is applied to right-of-way and construction costs in program years 2, 3, 4, and 5.
 No inflation is applied to the Funding From Other Sources (FFOS) or Payments.
 Engineering includes PE costs, CE costs and R/W incidentals.

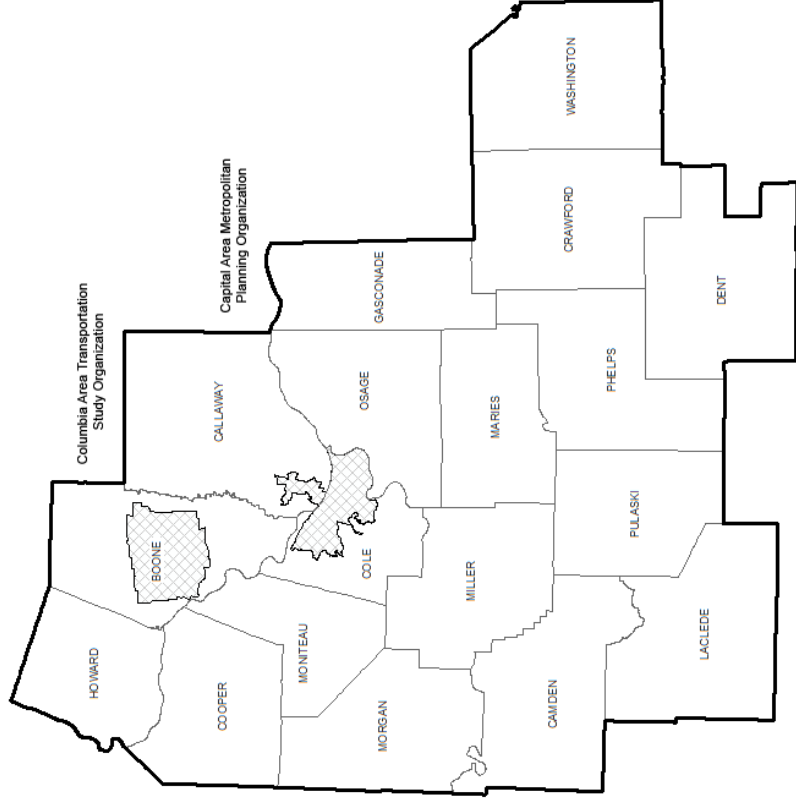
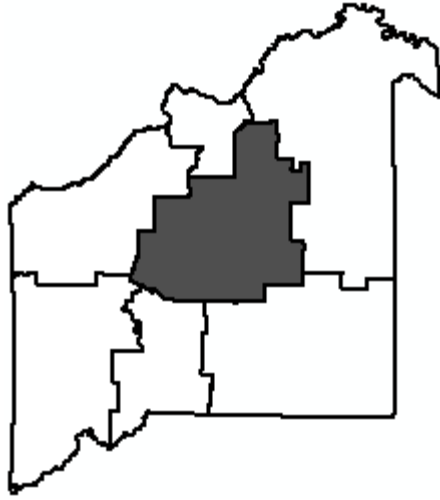
STATE FISCAL YEAR PROJECT BUDGETING							
Prior Prog.	6/2014	6/2015	7/2014-6/2015	7/2015-6/2016	7/2016-6/2017	7/2017-6/2018	
FFOS:	3,588	31,605	106,926	8,734	1,705	1,705	
Total R/W:	1,248	2,684	28	0	0	0	
Total Construction:	25	96,318	198,324	130,227	12,823	7,099	
Paybacks:	13,933	27,231	23,082	9,499	9,499	9,499	
Sub-Total:	15,206	126,233	221,434	139,726	22,322	16,598	
Total Engineering:	8,713	17,699	18,276	10,142	985	537	
Grand Total:	23,919	143,932	239,710	149,868	23,307	17,135	

Project Count: 126

	2014	2015	2016	2017	2018
State	38,801	43,635	21,993	6,772	5,540
AC-State	38,908	65,835	62,631	8,530	7,931
Local	7,516	24,825	37,163	1,705	1,705
Sub-total State	85,225	134,295	121,787	17,007	15,176

Federal	2014	2015	2016	2017	2018
Sub-total Federal	58,707	105,415	28,081	6,300	1,959
Grand Total	143,932	239,710	149,868	23,307	17,135

* Subject to the approval of the Transportation Improvement Plan by the governing Metropolitan Planning Organization.



MoDOT's Central District



2014-2018 Highway and Bridge Construction Schedule

Transportation Planning

P.O. Box 270
Jefferson City, MO 65102

Construction contingency applied to construction cost in the year the project is awarded. Three percent project growth factor compounded annually is applied to right-of-way and construction costs in program years 2, 3, 4, and 5. No inflation is applied to the Funding From Other Sources (FFOS) or Payments. Engineering includes PE costs, CE costs and R/W incidentals.

	STATE FISCAL YEAR PROJECT BUDGETING					
	Prior Prog.	7/2013-6/2014	7/2014-6/2015	7/2015-6/2016	7/2016-6/2017	7/2017-6/2018
County: Boone Route: MO 163 Job No.: 5S2230 Length: 2.21 MPO: Y Fund Cat: Taking Care Of System Sec Cat: Thin Lift Overlay TIP #: 2012-1	Engineering: 12 R/W: 0 Construction: 846 FFOS: 0 Payments: 0	Pavement improvements from I-70 to Rte. 740 in Columbia. AC-State: 729 State: 183 Local: 0 Awd Date: Winter 14 Anticipated Fed Cat: NHPP Future Cost: Estimate Total: 924				
County: Boone Route: MO 163 Job No.: 5S3011 Length: 2.86 MPO: Y Fund Cat: Taking Care Of System Sec Cat: Thin Lift Overlay TIP #:	Engineering: 22 R/W: 0 Construction: 1,533 FFOS: 0 Payments: 0	Pavement improvements from Rte. 740 to Rte. K. AC-State: 1,322 State: 331 Local: 0 Awd Date: Winter 14 Anticipated Fed Cat: NHPP Future Cost: Estimate Total: 1,675				
County: Boone Route: US 63 Job No.: 5P2233 Length: 7.40 MPO: Y Fund Cat: Safety Sec Cat: Safety TIP #:	Engineering: 20 R/W: 0 Construction: 1,574 FFOS: 0 Payments: 0	Safety improvements at various median crossovers from the Rte. 124 north intersection to Rte. 763. AC-State: 1,283 State: 321 Local: 0 Awd Date: Winter 14 Anticipated Fed Cat: NHPP Future Cost: Estimate Total: 1,624				
County: Boone Route: US 63 Job No.: 5P3008 Length: 26.80 MPO: Y Fund Cat: Taking Care Of System Sec Cat: Thin Lift Overlay TIP #:	Engineering: 154 R/W: 0 Construction: 9,546 FFOS: 0 Payments: 0	Pavement improvements from Rte. 54 to near Rte. WW in Columbia. Let in combination with 5P3031B. AC-State: 8,363 State: 2,091 Local: 0 Awd Date: Fall 13 Anticipated Fed Cat: NHPP Future Cost: Estimate Total: 10,608				
County: Boone Route: US 63 Job No.: 5P3010B Length: 6.78 MPO: Y Fund Cat: Taking Care Of System Sec Cat: Thin Lift Overlay TIP #:	Engineering: 0 R/W: 12 Construction: 0 FFOS: 0 Payments: 0	Pavement improvements from Rte. WW to Rte. 763. Project includes portions of Rtes. AC, WW, 63 Connector, PP, and 763. AC-State: 4,764 State: 1,191 Local: 0 Awd Date: 2015 Anticipated Fed Cat: NHPP Future Cost: Estimate Total: 5,955				



2014-2018 Highway and Bridge Construction Schedule

Construction contingency applied to construction cost in the year the project is awarded.
Three percent project growth factor compounded annually is applied to right-of-way and construction costs in program years 2, 3, 4, and 5.
No inflation is applied to the Funding From Other Sources (FFOS) or Payments.
Engineering includes PE costs, CE costs and R/W incidentals.

	STATE FISCAL YEAR PROJECT BUDGETING					
	Prior Prog.	7/2013-6/2014	7/2014-6/2015	7/2015-6/2016	7/2016-6/2017	7/2017-6/2018
County: Boone Route: US 63 Job No.: 5P3031B Length: 1.96 Fund Cat: Safety Sec Cat: Safety TIP #:	0	232	0	0	0	0
Safety improvements from Rte. Y to south of Peterson Lane at Ashland. Open Container funds. Let in combination with 5P3008.						
AC-State: 1,584 State: 395 Local: 0 Awd Date: Fall 13 Anticipated Fed Cat: NHPP Future Cost: 0 Estimate Total: 1,979						
County: Boone Route: US 63 Job No.: 5P3067 Length: 6.78 Fund Cat: Taking Care Of System Sec Cat: Routine Maintenance TIP #:	0	28	0	0	0	0
Pavement repair from Rte. WW to Rte. 763 in Columbia. Includes Rte. 63 Connector and a portion of Rte. PP.						
AC-State: 310 State: 78 Local: 0 Awd Date: Fall 13 Anticipated Fed Cat: NHPP Future Cost: 0 Estimate Total: 388						
County: Boone Route: IS 70 Job No.: 512172 Length: 0.07 Fund Cat: Statewide Interstate And Major Bridge Sec Cat: Rehab And Reconst TIP #:	315	50	774	0	0	0
Bridge improvements over West Boulevard in Columbia. Design/Build project. Project involves bridge L0845 over West Boulevard.						
AC-State: 8,537 State: 948 Local: 0 Awd Date: 2015 Anticipated Fed Cat: NHPP Future Cost: 0 Estimate Total: 9,800						
County: Boone Route: IS 70 Job No.: 512176 Length: 5.72 Fund Cat: Statewide Interstate And Major Bridge Sec Cat: Rehab And Reconst TIP #:	73	10	20	219	0	0
Pavement improvements on eastbound lanes from the Lake of the Woods interchange to the bridge over Cedar Creek.						
AC-State: 2,996 State: 333 Local: 0 Awd Date: 2016 Anticipated Fed Cat: NHPP Future Cost: 0 Estimate Total: 3,402						
County: Boone Route: IS 70 Job No.: 513001 Length: 5.80 Fund Cat: Statewide Interstate And Major Bridge Sec Cat: Preventive Maint TIP #:	0	25	25	1,467	0	0
Pavement improvements on the eastbound and westbound lanes from the Missouri River to the Montgomery County line.						
AC-State: 10,225 State: 1,138 Local: 0 Awd Date: 2016 Anticipated Fed Cat: NHPP Future Cost: 0 Estimate Total: 11,363						

* Subject to the approval of the Transportation Improvement Plan by the governing Metropolitan Planning Organization.
Jun-19-2013



2014-2018 Highway and Bridge Construction Schedule

Transportation Planning

P.O. Box 270
Jefferson City, MO 65102

Construction contingency applied to construction cost in the year the project is awarded. Three percent project growth factor compounded annually is applied to right-of-way and construction costs in program years 2, 3, 4, and 5. No inflation is applied to the Funding From Other Sources (FFOS) or Payments. Engineering includes PE costs, CE costs and R/W incidentals.

	STATE FISCAL YEAR PROJECT BUDGETING					
	Prior Prog.	7/2013-6/2014	7/2014-6/2015	7/2015-6/2016	7/2016-6/2017	7/2017-6/2018
County: Boone Route: LP 70 Job No.: 5S2231 Length: 2.80 MPO: Y Fund Cat: Taking Care Of System Sec Cat: Thin Lift Overlay TIP #: 2012-3	14	73	0	0	0	0
Pavement improvements from Creasy Springs Road to I-70 in Columbia. Awd Date: Winter 14 Anticipated Fed Cat: NHPP Future Cost: 0 Estimate Total: 1,013	Engineering:	R/W:	Construction:	FFOS:	Payments:	
County: Boone Route: MO 763 Job No.: 5S2232 Length: 0.97 MPO: Y Fund Cat: Taking Care Of System Sec Cat: Thin Lift Overlay TIP #: 2012-2	7	35	0	0	0	0
Pavement improvements from Big Bear Boulevard to Bus. 70 in Columbia. Awd Date: Winter 14 Anticipated Fed Cat: NHPP Future Cost: 0 Estimate Total: 497	Engineering:	R/W:	Construction:	FFOS:	Payments:	
County: Boone Route: RT B Job No.: 5S2186 Length: 0.10 MPO: Y Fund Cat: Taking Care Of System Sec Cat: Rehab And Reconst TIP #: 2011-9	80	108	0	0	0	0
Bridge improvements over Bus. 70, 0.3 mile south of I-70 in Columbia. Project involves bridge A0087. Awd Date: Spring 14 Anticipated Fed Cat: NHPP Future Cost: 0 Estimate Total: 832	Engineering:	R/W:	Construction:	FFOS:	Payments:	
County: Boone Route: RT E Job No.: 5S2182 Length: 1.00 MPO: Y Fund Cat: Taking Care Of System Sec Cat: Rehab And Reconst TIP #: 2010-25	65	50	168	0	0	0
Bridge improvements from 0.1 mile north of Perche Creek to 0.5 mile north of the Columbia city limits. Project involves bridges A0557 over Perche Creek and A0558 over Rocky Fork Creek. Awd Date: 2015 Anticipated Fed Cat: NHPP Future Cost: 0 Estimate Total: 1,529	Engineering:	R/W:	Construction:	FFOS:	Payments:	
County: Boone Route: RT OO Job No.: 5S2226 Length: 0.10 MPO: N Fund Cat: Taking Care Of System Sec Cat: Rehab And Reconst TIP #:	25	20	43	0	0	0
Bridge improvements over Hinkson Creek 1 mile east of Hallsville. Project involves bridge N0842. Awd Date: 2015 Anticipated Fed Cat: NHPP Future Cost: 0 Estimate Total: 529	Engineering:	R/W:	Construction:	FFOS:	Payments:	



2014-2018 Highway and Bridge Construction Schedule

Construction contingency applied to construction cost in the year the project is awarded.
 Three percent project growth factor compounded annually is applied to right-of-way and construction costs in program years 2, 3, 4, and 5.
 No inflation is applied to the Funding From Other Sources (FFOS) or Payments.
 Engineering includes PE costs, CE costs and R/W incidentals.

		STATE FISCAL YEAR PROJECT BUDGETING					
		7/2013- 6/2014	7/2014- 6/2015	7/2015- 6/2016	7/2016- 6/2017	7/2017- 6/2018	
		Prior Prog.					
County: Boone	Pavement improvements from the end of state maintenance to south of Hanover Boulevard in Columbia.	0	3	20	0	0	0
Route: RT PP		0	0	0	0	0	0
Job No.: 5S3077		0	0	0	0	0	0
Length: 5.68	MPO: Y	0	0	244	0	0	0
Fund Cat: Taking Care Of System	AC-State: 213 State: 54 Local: 0	0	0	0	0	0	0
Sec Cat: Low Type Resurfacing	Awd Date: 2015 Anticipated Fed Cat: S.T.P.	0	0	0	0	0	0
TIP #: 2012-9	Future Cost: 0 Estimate Total: 267	0	0	0	0	0	0
County: Boone	Bridge improvements over Sugar Branch, 2 miles south of I-70. Project involves bridge N0984.	13	20	38	0	0	0
Route: RT UU		0	0	0	0	0	0
Job No.: 5S2227		0	0	0	0	0	0
Length: 0.10	MPO: Y	0	0	466	0	0	0
Fund Cat: Taking Care Of System	Fed: 419 State: 105 Local: 0	0	0	0	0	0	0
Sec Cat: Rehab And Reconst	Awd Date: 2015 Anticipated Fed Cat: NHPP	0	0	0	0	0	0
TIP #: 2012-9	Future Cost: 0 Estimate Total: 537	0	0	0	0	0	0
County: Boone	Pavement and shoulder improvements on Rtes. WW, J, and F from Columbia to Fulton.	0	289	0	0	0	0
Route: RT WW		0	0	0	0	0	0
Job No.: 5L1400C		0	0	0	0	0	0
Length: 9.64	MPO: Y	0	2,800	0	0	0	0
Fund Cat: Taking Care Of System	AC-State: 2,472 State: 617 Local: 0	0	0	0	0	0	0
Sec Cat: Low Type Resurfacing	Awd Date: Fall 13 Anticipated Fed Cat: S.T.P.	0	0	0	0	0	0
TIP #: 2012-9	Future Cost: 0 Estimate Total: 3,089	0	0	0	0	0	0
County: Boone	Preventative maintenance on bridges A3432, A3433, A3434, A3435, A3436, A3437, A3438 and A3439 in Columbia. Project involves bridge G0544 on Rte. 40 in Howard County and bridge A2297 on Rte. F in Callaway County.	0	177	0	0	0	0
Route: RT WW		0	0	0	0	0	0
Job No.: 5P2236B		0	0	0	0	0	0
Length: 0.10	MPO: Y	0	2,000	0	0	0	0
Fund Cat: Taking Care Of System	Fed: 1,742 State: 435 Local: 0	0	0	0	0	0	0
Sec Cat: Preventive Maint	Awd Date: Winter 14 Anticipated Fed Cat: NHPP	0	0	0	0	0	0
TIP #: 2012-9	Future Cost: 0 Estimate Total: 2,177	0	0	0	0	0	0
County: Callaway	Pavement improvements on westbound lanes near Auxvasse from Audrain County line to crossover at Old Rte. 54.	56	55	0	0	0	0
Route: US 54		0	0	0	0	0	0
Job No.: 5P0958		0	0	0	0	0	0
Length: 7.00	MPO: N	0	1,106	0	0	0	0
Fund Cat: Taking Care Of System	AC-State: 929 State: 232 Local: 0	0	0	0	0	0	0
Sec Cat: Rehab And Reconst	Awd Date: Fall 13 Anticipated Fed Cat: NHPP	0	0	0	0	0	0
TIP #: 2012-9	Future Cost: 0 Estimate Total: 1,217	0	0	0	0	0	0

* Subject to the approval of the Transportation Improvement Plan by the governing Metropolitan Planning Organization.
 Jun-19-2013 Section 4 - 4 District Central

Dollars in Thousands



2014-2018 Highway and Bridge Construction Schedule

Transportation Planning

P.O. Box 270
Jefferson City, MO 65102

Construction contingency applied to construction cost in the year the project is awarded. Three percent project growth factor compounded annually is applied to right-of-way and construction costs in program years 2, 3, 4, and 5. No inflation is applied to the Funding From Other Sources (FFOS) or Payments. Engineering includes PE costs, CE costs and R/W incidentals.

	STATE FISCAL YEAR PROJECT BUDGETING						
	Prior Prog.	7/2013-6/2014	7/2014-6/2015	7/2015-6/2016	7/2016-6/2017	7/2017-6/2018	
County: Callaway Route: US 54 Job No.: 5P0959 Length: 7.02 MPO: N Fund Cat: Taking Care Of System Sec Cat: Rehab And Reconst Awd Date: Fall 13 Anticipated Fed Cat: NHPP TIP #: Future Cost: 0 Estimate Total: 1,245	55	56	0	0	0	0	Engineering: R/W: Construction: FFOS: Payments:
County: Callaway Route: US 54 Job No.: 5P2189 Length: 0.59 MPO: Y Fund Cat: Statewide Interstate And Major Bridge Sec Cat: Rehab And Reconst Awd Date: 2016 Anticipated Fed Cat: NHPP TIP #: Future Cost: 0 Estimate Total: 8,066	5	30	50	555	0	0	Engineering: R/W: Construction: FFOS: Payments:
County: Callaway Route: US 54 Job No.: 5P2189B Length: 0.05 MPO: Y Fund Cat: Statewide Interstate And Major Bridge Sec Cat: Rehab And Reconst Awd Date: 2016 Anticipated Fed Cat: NHPP TIP #: Future Cost: 0 Estimate Total: 2,319	0	10	20	167	0	0	Engineering: R/W: Construction: FFOS: Payments:
County: Callaway Route: US 54 Job No.: 5P3011 Length: 6.20 MPO: N Fund Cat: Taking Care Of System Sec Cat: Thin Lift Overlay Awd Date: Fall 14 Anticipated Fed Cat: NHPP TIP #: Future Cost: 0 Estimate Total: 2,033	12	8	135	0	0	0	Engineering: R/W: Construction: FFOS: Payments:
County: Callaway Route: US 54 Job No.: 5P3012 Length: 6.12 MPO: N Fund Cat: Taking Care Of System Sec Cat: Thin Lift Overlay Awd Date: Fall 14 Anticipated Fed Cat: NHPP TIP #: Future Cost: 0 Estimate Total: 2,025	7	8	135	0	0	0	Engineering: R/W: Construction: FFOS: Payments:



2014-2018 Highway and Bridge Construction Schedule

Construction contingency applied to construction cost in the year the project is awarded.
 Three percent project growth factor compounded annually is applied to right-of-way and construction costs in program years 2, 3, 4, and 5.
 No inflation is applied to the Funding From Other Sources (FFOS) or Payments.
 Engineering includes PE costs, CE costs and R/W incidentals.

		STATE FISCAL YEAR PROJECT BUDGETING					
		7/2013- 6/2014	7/2014- 6/2015	7/2015- 6/2016	7/2016- 6/2017	7/2017- 6/2018	
		Prior Prog.					
County: Callaway	Safety improvements from west of Rte. FF to east of County Road 148.	100	120	0	0	0	0
Route: US 54							
Job No.: 5P3078		0	185	0	0	0	0
Length: 1.16	MPO: N	0	1,249	0	0	0	0
Fund Cat: Safety	Fed: 1,398 State: 156 Local: 0	0	0	0	0	0	0
Sec Cat: Safety	Awd Date: Fall 13 Anticipated Fed Cat: Safety	0	0	0	0	0	0
TIP #:	Future Cost: 0 Estimate Total: 1,654	0	0	0	0	0	0
County: Callaway	Pavement and shoulder improvements from east of Rte. 54 to Rte. 19.	0	9	20	651	0	0
Route: MO 94		0	0	0	0	0	0
Job No.: 5S3049		0	0	0	0	0	0
Length: 43.75	MPO: Y	0	0	0	6,972	0	0
Fund Cat: Taking Care Of System	AC-State: 6,122 State: 1,530 Local: 0	0	0	0	0	0	0
Sec Cat: Thin Lift Overlay	Awd Date: 2016 Anticipated Fed Cat: S.T.P.	0	0	0	0	0	0
TIP #:	Future Cost: 0 Estimate Total: 7,652	0	0	0	0	0	0
County: Callaway	Pavement improvements from end of state maintenance to Rte. J.	0	18	0	0	0	0
Route: RT MM		0	0	0	0	0	0
Job No.: 5S3061		0	0	0	0	0	0
Length: 5.69	MPO: N	0	208	0	0	0	0
Fund Cat: Taking Care Of System	AC-State: 180 State: 46 Local: 0	0	0	0	0	0	0
Sec Cat: Thin Lift Overlay	Awd Date: Fall 13 Anticipated Fed Cat: S.T.P.	0	0	0	0	0	0
TIP #:	Future Cost: 0 Estimate Total: 226	0	0	0	0	0	0
County: Callaway	Pavement improvements from Rte. 54 at Fulton to end of state maintenance.	0	26	0	0	0	0
Route: RT NN		0	0	0	0	0	0
Job No.: 5S3062		0	0	0	0	0	0
Length: 6.81	MPO: N	0	283	0	0	0	0
Fund Cat: Taking Care Of System	AC-State: 247 State: 62 Local: 0	0	0	0	0	0	0
Sec Cat: Low Type Resurfacing	Awd Date: Fall 13 Anticipated Fed Cat: S.T.P.	0	0	0	0	0	0
TIP #:	Future Cost: 0 Estimate Total: 309	0	0	0	0	0	0
County: Camden	Capacity improvements from Lake Road 5-36 to Jet Ski Road, 0.3 mile north of the Hurricane Deck School. Cost Share project with city of Sunrise Beach. \$715,000 city of Sunrise Beach. \$554,681 Cost Share funds.	100	91	0	0	0	0
Route: MO 5		0	157	0	0	0	0
Job No.: 5P2187		0	1,323	0	0	0	0
Length: 1.00	MPO: N	0	0	0	0	0	0
Fund Cat: Major Projects & Emerging Needs	AC-State: 807 State: 49 Local: 715	0	1,270	0	0	0	0
Sec Cat: System Expansion	Awd Date: Fall 13 Anticipated Fed Cat: NHPP	0	0	0	0	0	0
TIP #:	Future Cost: 0 Estimate Total: 1,671	0	0	0	0	0	0

* Subject to the approval of the Transportation Improvement Plan by the governing Metropolitan Planning Organization.
 Jun-19-2013 Section 4 - 6 District Central



2014-2018 Highway and Bridge Construction Schedule

Transportation Planning

P.O. Box 270
Jefferson City, MO 65102

Construction contingency applied to construction cost in the year the project is awarded. Three percent project growth factor compounded annually is applied to right-of-way and construction costs in program years 2, 3, 4, and 5. No inflation is applied to the Funding From Other Sources (FFOS) or Payments. Engineering includes PE costs, CE costs and R/W incidentals.

	STATE FISCAL YEAR PROJECT BUDGETING					
	Prior Prog.	7/2013-6/2014	7/2014-6/2015	7/2015-6/2016	7/2016-6/2017	7/2017-6/2018
County: Camden Route: US 54 Job No.: 5P3010D Length: 7.32 MPO: N Fund Cat: Taking Care Of System Sec Cat: Thin Lift Overlay TIP #:	0	10	234	0	0	0
Pavement improvements on the eastbound and westbound lanes from Bus. 5 in Camden to east of Rte. Y. AC-State: 2,758 State: 690 Local: 0 Awd Date: 2015 Anticipated Fed Cat: NHPP Future Cost: 3,448 Estimate Total:						
County: Camden Route: MO 7 Job No.: 5P2211B Length: 14.95 MPO: N Fund Cat: Taking Care Of System Sec Cat: Thin Lift Overlay TIP #:	10	137	0	0	0	0
Pavement improvement from Benton County to Rte. 5 near Sunrise Beach. Part of combination letting involving projects 5P2211 in Southwest District and 5P2211B. AC-State: 1,697 State: 424 Local: 0 Awd Date: Fall 13 Anticipated Fed Cat: NHPP Future Cost: 2,131 Estimate Total:						
County: Camden Route: RT A Job No.: 5S2200 Length: 0.10 MPO: N Fund Cat: Taking Care Of System Sec Cat: Rehab And Reconst TIP #:	5	25	39	0	0	0
Bridge improvements over Boer Creek, 3.5 miles west of Richland. Project involves bridge A2096. Fed: 299 State: 75 Local: 0 Awd Date: 2015 Anticipated Fed Cat: NHPP Future Cost: 379 Estimate Total:						
County: Camden Route: RT KK Job No.: 5S3068 Length: 0.07 MPO: N Fund Cat: Taking Care Of System Sec Cat: Low Type Resurfacing TIP #:	0	4	0	0	0	0
Pavement improvements from 0.1 mile south of Rte. 54 to Osage Beach Parkway. AC-State: 37 State: 10 Local: 0 Awd Date: Fall 13 Anticipated Fed Cat: S.T.P. Future Cost: 47 Estimate Total:						
County: Cole Route: MO 179 Job No.: 5P2237D Length: 3.50 MPO: Y Fund Cat: Taking Care Of System Sec Cat: Thin Lift Overlay TIP #:	16	105	0	0	0	0
Pavement improvements from near Missouri Boulevard to Rte. 54 in Jefferson City. \$50,000 Highways for LIFE grant. AC-State: 1,159 State: 290 Local: 0 Awd Date: Fall 13 Anticipated Fed Cat: NHPP Future Cost: 1,465 Estimate Total:						



2014-2018 Highway and Bridge Construction Schedule

Construction contingency applied to construction cost in the year the project is awarded.
 Three percent project growth factor compounded annually is applied to right-of-way and construction costs in program years 2, 3, 4, and 5.
 No inflation is applied to the Funding From Other Sources (FFOS) or Payments.
 Engineering includes PE costs, CE costs and R/W incidentals.

	STATE FISCAL YEAR PROJECT BUDGETING					
	Prior Prog.	7/2013-6/2014	7/2014-6/2015	7/2015-6/2016	7/2016-6/2017	7/2017-6/2018
County: Cole Route: US 50 Job No.: 5P0820D Length: 0.87 MPO: Y Fund Cat: Major Projects & Emerging Needs Sec Cat: Systems Operations TIP #: 2011-07 Interchange at Lafayette Street and capacity improvements from Monroe Street to Clark Avenue in Jefferson City. \$999,829 from FY2010 Appropriations Bill Earmark Demo ID MO237. AC-State: 17,412 State: 4,553 Local: 0 Awd Date: Summer 14 Anticipated Fed Cat: Earmark Future Cost: 0 Estimate Total: 22,991	1,226	670	1,772	0	0	0
Engineering:						
R/W:	0	2,428	0	0	0	0
Construction:	0	0	16,895	0	0	0
FFOS:	0	0	1,000	0	0	0
Payments:	0	0	0	0	0	0
County: Cole Route: US 50 Job No.: 5P3007 Length: 5.84 MPO: Y Fund Cat: Taking Care Of System Sec Cat: Thin Lift Overlay TIP #: Pavement improvements eastbound from east of Truman Boulevard to west of Liberty Road in Jefferson City, two disconnected sections, and westbound from the Moreau River to east of Truman Boulevard, two disconnected sections. AC-State: 2,220 State: 554 Local: 0 Awd Date: Fall 14 Anticipated Fed Cat: NHPP Future Cost: 0 Estimate Total: 2,777	3	5	192	0	0	0
Engineering:						
R/W:	0	0	0	0	0	0
Construction:	0	0	2,577	0	0	0
FFOS:	0	0	0	0	0	0
Payments:	0	0	0	0	0	0
County: Cole Route: US 50 Job No.: 5P3014 Length: 3.79 MPO: Y Fund Cat: Taking Care Of System Sec Cat: Preventive Maint TIP #: Pavement improvements from west of Dix Road to east of Clark Avenue in Jefferson City. AC-State: 905 State: 226 Local: 0 Awd Date: 2015 Anticipated Fed Cat: NHPP Future Cost: 0 Estimate Total: 1,133	2	2	78	0	0	0
Engineering:						
R/W:	0	0	0	0	0	0
Construction:	0	0	1,051	0	0	0
FFOS:	0	0	0	0	0	0
Payments:	0	0	0	0	0	0
County: Cole Route: BU 50 Job No.: 5S3005 Length: 2.44 MPO: Y Fund Cat: Taking Care Of System Sec Cat: Thin Lift Overlay TIP #: Pavement improvements from Stoneridge Parkway to near Rte. 50 in Jefferson City. AC-State: 742 State: 185 Local: 0 Awd Date: 2015 Anticipated Fed Cat: NHPP Future Cost: 0 Estimate Total: 929	2	4	61	0	0	0
Engineering:						
R/W:	0	0	0	0	0	0
Construction:	0	0	862	0	0	0
FFOS:	0	0	0	0	0	0
Payments:	0	0	0	0	0	0
County: Cole Route: BU 50 Job No.: 5S3005B Length: 2.40 MPO: Y Fund Cat: Taking Care Of System Sec Cat: Thin Lift Overlay TIP #: ADA improvements from Stoneridge Parkway to near Rte. 50 in Jefferson City. AC-State: 892 State: 224 Local: 0 Awd Date: 2015 Anticipated Fed Cat: S.T.P. Future Cost: 0 Estimate Total: 1,116	0	141	73	0	0	0
Engineering:						
R/W:	0	169	0	0	0	0
Construction:	0	0	733	0	0	0
FFOS:	0	0	0	0	0	0
Payments:	0	0	0	0	0	0

* Subject to the approval of the Transportation Improvement Plan by the governing Metropolitan Planning Organization.
 Jun-19-2013 Section 4 - 8 District Central



2014-2018 Highway and Bridge Construction Schedule

Transportation Planning

P.O. Box 270
Jefferson City, MO 65102

Construction contingency applied to construction cost in the year the project is awarded. Three percent project growth factor compounded annually is applied to right-of-way and construction costs in program years 2, 3, 4, and 5. No inflation is applied to the Funding From Other Sources (FFOS) or Payments. Engineering includes PE costs, CE costs and R/W incidentals.

	STATE FISCAL YEAR PROJECT BUDGETING					
	Prior Prog.	7/2013-6/2014	7/2014-6/2015	7/2015-6/2016	7/2016-6/2017	7/2017-6/2018
County: Cole Route: US 54 Job No.: 5P2237C Length: 11.16 MPO: N Fund Cat: Taking Care Of System Sec Cat: Thin Lift Overlay Awd Date: Fall 13 Anticipated Fed Cat: NHPP Future Cost: 0 Estimate Total: 2,458	30	173	0	0	0	0
Engineering:						
R/W:	0	0	0	0	0	0
Construction:	0	2,255	0	0	0	0
FFOS:	0	0	0	0	0	0
Payments:	0	0	0	0	0	0
County: Cole Route: US 54 Job No.: 5P3083 Length: 0.16 MPO: Y Fund Cat: Safety Sec Cat: Safety Awd Date: Summer 13 Anticipated Fed Cat: Safety Future Cost: 0 Estimate Total: 166	0	15	0	0	0	0
Engineering:						
R/W:	0	0	0	0	0	0
Construction:	0	151	0	0	0	0
FFOS:	0	50	0	0	0	0
Payments:	0	0	0	0	0	0
County: Cole Route: CST CLARK AVE Job No.: 5P3015B Length: 0.10 MPO: Y Fund Cat: Taking Care Of System Sec Cat: Rehab And Reconst Awd Date: Fall 14 Anticipated Fed Cat: NHPP Future Cost: 0 Estimate Total: 712	0	10	53	0	0	0
Engineering:						
R/W:	0	0	0	0	0	0
Construction:	0	0	649	0	0	0
FFOS:	0	0	0	0	0	0
Payments:	0	0	0	0	0	0
County: Cole Route: RT D Job No.: 5S2199 Length: 0.10 MPO: N Fund Cat: Taking Care Of System Sec Cat: Rehab And Reconst Awd Date: Winter 14 Anticipated Fed Cat: NHPP Future Cost: 0 Estimate Total: 1,150	57	234	0	0	0	0
Engineering:						
R/W:	0	0	0	0	0	0
Construction:	0	859	0	0	0	0
FFOS:	0	0	0	0	0	0
Payments:	0	0	0	0	0	0
County: Cole Route: CST DIX RD Job No.: 5P3015 Length: 0.17 MPO: Y Fund Cat: Taking Care Of System Sec Cat: Rehab And Reconst Awd Date: 2015 Anticipated Fed Cat: NHPP Future Cost: 0 Estimate Total: 1,042	2	15	78	0	0	0
Engineering:						
R/W:	0	0	0	0	0	0
Construction:	0	0	947	0	0	0
FFOS:	0	0	0	0	0	0
Payments:	0	0	0	0	0	0



2014-2018 Highway and Bridge Construction Schedule

Construction contingency applied to construction cost in the year the project is awarded.
 Three percent project growth factor compounded annually is applied to right-of-way and construction costs in program years 2, 3, 4, and 5.
 No inflation is applied to the Funding From Other Sources (FFOS) or Payments.
 Engineering includes PE costs, CE costs and R/W incidentals.

		STATE FISCAL YEAR PROJECT BUDGETING					
		7/2013- 6/2014	7/2014- 6/2015	7/2015- 6/2016	7/2016- 6/2017	7/2017- 6/2018	
		Prior Prog.	352	0	0	0	
County: Cooper	Bridge improvements over the Lamine River, 1.5 miles north of I-70 near Boonville. Project involves bridge K0236.	Engineering:	437	0	0	0	
Route: MO 41		R/W:	0	0	0	0	
Job No.: 5S2197		Construction:	0	2,184	0	0	
Length: 0.14	MPO: N	FFOS:	0	0	0	0	
Fund Cat: Taking Care Of System	Fed: 2,104 State: 526 Local: 0	Payments:	0	0	0	0	
Sec Cat: Rehab And Reconst	Awd Date: Fall 13 Anticipated Fed Cat: NHPP		0	0	0	0	
TIP #:	Future Cost: 0 Estimate Total: 2,982		0	0	0	0	
County: Cooper	Job Order Contracting for pavement repair in Cooper, Boone and Callaway Counties.	Engineering:	0	23	0	0	
Route: IS 70		R/W:	0	0	0	0	
Job No.: 2121661		Construction:	0	250	0	0	
Length: 78.03	MPO: Y	FFOS:	0	0	0	0	
Fund Cat: Statewide Interstate And Major Bridge	AC-State: 245 State: 28 Local: 0	Payments:	0	0	0	0	
Sec Cat: Preventive Maint	Awd Date: Spring 14 Anticipated Fed Cat: NHPP		0	0	0	0	
TIP #:	Future Cost: 0 Estimate Total: 273		0	0	0	0	
County: Cooper	Pavement improvements in the eastbound and westbound lanes east of Boonville from Rte. 87 to Boone County.	Engineering:	10	29	113	0	
Route: IS 70		R/W:	0	0	0	0	
Job No.: 513005		Construction:	0	0	1,680	0	
Length: 6.68	MPO: N	FFOS:	0	0	0	0	
Fund Cat: Statewide Interstate And Major Bridge	AC-State: 1,640 State: 182 Local: 0	Payments:	0	0	0	0	
Sec Cat: Preventive Maint	Awd Date: Summer 14 Anticipated Fed Cat: NHPP		0	0	0	0	
TIP #:	Future Cost: 0 Estimate Total: 1,832		0	0	0	0	
County: Cooper	Pavement improvements on the westbound lanes from Rte. 87 to Rte. B.	Engineering:	0	10	30	171	
Route: IS 70		R/W:	0	0	0	0	
Job No.: 513026		Construction:	0	0	0	788	
Length: 2.83	MPO: N	FFOS:	0	0	0	0	
Fund Cat: Statewide Interstate And Major Bridge	AC-State: 899 State: 100 Local: 0	Payments:	0	0	0	0	
Sec Cat: Preventive Maint	Awd Date: 2016 Anticipated Fed Cat: NHPP		0	0	0	0	
TIP #:	Future Cost: 0 Estimate Total: 999		0	0	0	0	
County: Cooper	Bridge improvements over Long Branch, 0.4 mile north of Rte. BB, in Otterville. Project involves bridge G0731.	Engineering:	30	8	10	80	
Route: RT A		R/W:	0	0	0	0	
Job No.: 5S2201		Construction:	0	0	0	614	
Length: 0.10	MPO: N	FFOS:	0	0	0	0	
Fund Cat: Taking Care Of System	Fed: 569 State: 143 Local: 0	Payments:	0	0	0	0	
Sec Cat: Rehab And Reconst	Awd Date: 2016 Anticipated Fed Cat: NHPP		0	0	0	0	
TIP #:	Future Cost: 0 Estimate Total: 742		0	0	0	0	

* Subject to the approval of the Transportation Improvement Plan by the governing Metropolitan Planning Organization.
 Jun-19-2013 Section 4 - 10 District Central



2014-2018 Highway and Bridge Construction Schedule

Transportation Planning

P.O. Box 270
Jefferson City, MO 65102

Construction contingency applied to construction cost in the year the project is awarded. Three percent project growth factor compounded annually is applied to right-of-way and construction costs in program years 2, 3, 4, and 5. No inflation is applied to the Funding From Other Sources (FFOS) or Payments. Engineering includes PE costs, CE costs and R/W incidentals.

	STATE FISCAL YEAR PROJECT BUDGETING						
	Prior Prog.	7/2013-6/2014	7/2014-6/2015	7/2015-6/2016	7/2016-6/2017	7/2017-6/2018	
County: Cooper Route: RT AA Job No.: 5S2224 Length: 0.05 MPO: N Fund Cat: Taking Care Of System Sec Cat: Rehab And Reconst TIP #:	15	6	20	85	0	0	Engineering: R/W: Construction: FFOS: Payments:
Bridge improvements over Smiley Creek 4 miles north of Tipton. Project involves bridge A2488. Fed: 651 State: 162 Local: 0 NHP Awd Date: 2016 Anticipated Fed Cat: 0 Estimate Total: 828							
County: Cooper Route: RT Z Job No.: 5S3052 Length: 0.08 MPO: N Fund Cat: Taking Care Of System Sec Cat: Rehab And Reconst TIP #:	0	10	11	99	0	0	Engineering: R/W: Construction: FFOS: Payments:
Bridge improvements over Heaths Creek, 1.9 miles south of I-70. Project involves bridge N0047. Fed: 705 State: 176 Local: 0 NHP Awd Date: 2016 Anticipated Fed Cat: 0 Estimate Total: 881							
County: Crawford Route: IS 44 Job No.: 912229 Length: 5.17 MPO: N Fund Cat: Statewide Interstate And Major Bridge Sec Cat: Preventive Maint TIP #:	8	85	0	0	0	0	Engineering: R/W: Construction: FFOS: Payments:
Pavement improvements on eastbound lanes from Rte. J in Bourbon to Franklin County line in Sullivan. AC-State: 1,166 State: 129 Local: 0 NHP Awd Date: Fall 13 Anticipated Fed Cat: 0 Estimate Total: 1,303							
County: Dent Route: MO 19 Job No.: 5L1400B Length: 18.36 MPO: N Fund Cat: Taking Care Of System Sec Cat: Low Type Resurfacing TIP #:	0	174	0	0	0	0	Engineering: R/W: Construction: FFOS: Payments:
Pavement and shoulder improvements from Salem to Rte. KK in Shannon County. AC-State: 2,162 State: 541 Local: 0 S.T.P. Awd Date: Fall 13 Anticipated Fed Cat: 0 Estimate Total: 2,703							
County: Dent Route: MO 72 Job No.: 9S2242 Length: 8.99 MPO: N Fund Cat: Taking Care Of System Sec Cat: Thin Lift Overlay TIP #:	17	91	0	0	0	0	Engineering: R/W: Construction: FFOS: Payments:
Pavement improvements from County Road 209 to Rte. 32 near Salem. AC-State: 1,262 State: 315 Local: 0 S.T.P. Awd Date: Fall 13 Anticipated Fed Cat: 0 Estimate Total: 1,594							



2014-2018 Highway and Bridge Construction Schedule

Construction contingency applied to construction cost in the year the project is awarded.
 Three percent project growth factor compounded annually is applied to right-of-way and construction costs in program years 2, 3, 4, and 5.
 No inflation is applied to the Funding From Other Sources (FFOS) or Payments.
 Engineering includes PE costs, CE costs and R/W incidentals.

	STATE FISCAL YEAR PROJECT BUDGETING					
	Prior Prog.	7/2013-6/2014	7/2014-6/2015	7/2015-6/2016	7/2016-6/2017	7/2017-6/2018
County: Dent Route: RT B Job No.: 5S3063 Length: 11.86 MPO: N Fund Cat: Taking Care Of System Sec Cat: Low Type Resurfacing Awd Date: Fall 13 Anticipated Fed Cat: S.T.P. TIP #: Future Cost: 0 Estimate Total: 467	0	39	0	0	0	0
Engineering:						
R/W:						
Construction:						
FFOS:						
Payments:						
County: Dent Route: RT HH Job No.: 5L1400D Length: 2.81 MPO: N Fund Cat: Taking Care Of System Sec Cat: Low Type Resurfacing Awd Date: Fall 13 Anticipated Fed Cat: S.T.P. TIP #: Future Cost: 0 Estimate Total: 171	0	17	0	0	0	0
Engineering:						
R/W:						
Construction:						
FFOS:						
Payments:						
County: Dent Route: RT J Job No.: 9S2248 Length: 2.00 MPO: N Fund Cat: Taking Care Of System Sec Cat: Low Type Resurfacing Awd Date: Winter 14 Anticipated Fed Cat: S.T.P. TIP #: Future Cost: 0 Estimate Total: 788	9	114	0	0	0	0
Engineering:						
R/W:						
Construction:						
FFOS:						
Payments:						
County: Gasconade Route: MO 19 Job No.: 5P3006 Length: 0.82 MPO: N Fund Cat: Major Projects & Emerging Needs Sec Cat: Regional Awd Date: Spring 14 Anticipated Fed Cat: S.T.P. TIP #: Future Cost: 0 Estimate Total: 1,402	5	130	0	0	0	0
Engineering:						
R/W:						
Construction:						
FFOS:						
Payments:						
County: Gasconade Route: MO 19 Job No.: 5P3017 Length: 17.90 MPO: N Fund Cat: Taking Care Of System Sec Cat: Thin Lift Overlay Awd Date: Fall 13 Anticipated Fed Cat: S.T.P. TIP #: Future Cost: 0 Estimate Total: 2,612	1	171	0	0	0	0
Engineering:						
R/W:						
Construction:						
FFOS:						
Payments:						

* Subject to the approval of the Transportation Improvement Plan by the governing Metropolitan Planning Organization.
 Jun-19-2013 Section 4 - 12 District Central



2014-2018 Highway and Bridge Construction Schedule

Transportation Planning

P.O. Box 270
Jefferson City, MO 65102

Construction contingency applied to construction cost in the year the project is awarded. Three percent project growth factor compounded annually is applied to right-of-way and construction costs in program years 2, 3, 4, and 5. No inflation is applied to the Funding From Other Sources (FFOS) or Payments. Engineering includes PE costs, CE costs and R/W incidentals.

		STATE FISCAL YEAR PROJECT BUDGETING					
		Prior Prog.	7/2013-6/2014	7/2014-6/2015	7/2015-6/2016	7/2016-6/2017	7/2017-6/2018
County: Gasconade	Pavement improvements from 0.5 mile west of Rte. A to 0.2 mile east of Rte. 28. Three disconnected sections. Includes a portion of Rte. 28 at Rosebud.	0	8	158	0	0	0
Route: US 50							
Job No.: 5P3010E							
Length: 1.82	MPO: N						
Fund Cat: Taking Care Of System	AC-State: 2,008 State: 503 Local: 0						
Sec Cat: Thin Lift Overlay	Awd Date: 2015 Anticipated Fed Cat: NHPP						
TIP #: 0	Future Cost: Estimate Total: 2,511						
County: Gasconade	Bridge improvements over Crider Creek, 1.6 miles south of Rte. Y. Project involves bridge X0984.	0	5	7	94	0	0
Route: RT A							
Job No.: 5S3048							
Length: 0.09	MPO: N						
Fund Cat: Taking Care Of System	Fed: 674 State: 168 Local: 0						
Sec Cat: Rehab And Reconst	Awd Date: 2016 Anticipated Fed Cat: NHPP						
TIP #: 0	Future Cost: Estimate Total: 842						
County: Gasconade	Pavement improvements from Rte. 19 to the Franklin County line.	0	4	23	0	0	0
Route: RT E							
Job No.: 5S3035							
Length: 5.62	MPO: N						
Fund Cat: Taking Care Of System	AC-State: 280 State: 71 Local: 0						
Sec Cat: Thin Lift Overlay	Awd Date: 2015 Anticipated Fed Cat: S.T.P.						
TIP #: 0	Future Cost: Estimate Total: 351						
County: Gasconade	Bridge improvements near Herman over Little Berger Creek and over Fork Creek, 1.3 miles north of Rte. Z and 1.5 miles south of Rte. Z. Project involves bridges N0680 and N0681.	150	437	0	0	0	0
Route: RT H							
Job No.: 5S2203							
Length: 0.10	MPO: N						
Fund Cat: Taking Care Of System	Fed: 1,336 State: 334 Local: 0						
Sec Cat: Rehab And Reconst	Awd Date: Spring 14 Anticipated Fed Cat: NHPP						
TIP #: 0	Future Cost: Estimate Total: 1,820						
County: Gasconade	Bridge improvements over Third Creek, 6.8 miles south of Rte. 50. Project involves bridge R0407.	0	5	5	61	0	0
Route: RT P							
Job No.: 5S3047							
Length: 0.06	MPO: N						
Fund Cat: Taking Care Of System	Fed: 455 State: 113 Local: 0						
Sec Cat: Rehab And Reconst	Awd Date: 2016 Anticipated Fed Cat: NHPP						
TIP #: 0	Future Cost: Estimate Total: 568						



2014-2018 Highway and Bridge Construction Schedule

Construction contingency applied to construction cost in the year the project is awarded.
 Three percent project growth factor compounded annually is applied to right-of-way and construction costs in program years 2, 3, 4, and 5.
 No inflation is applied to the Funding From Other Sources (FFOS) or Payments.
 Engineering includes PE costs, CE costs and R/W incidentals.

	STATE FISCAL YEAR PROJECT BUDGETING					
	Prior Prog.	7/2013-6/2014	7/2014-6/2015	7/2015-6/2016	7/2016-6/2017	7/2017-6/2018
County: Howard Route: MO 5 Job No.: 5P3070 Length: 19.56 MPO: N Fund Cat: Taking Care Of System Sec Cat: Preventive Maint TIP #: Preventative maintenance from 0.6 mile east of Bus. 240 to Rte. 40. Includes Bus. 240, Rte. W, and Rte. B in Cooper County. Awd Date: Fall 13 Anticipated Fed Cat: S.T.P. AC-State: 915 State: 228 Local: 0 Future Cost: 0 Estimate Total: 1,143	0	97	0	0	0	0
Engineering: R/W: Construction: FFOS: Payments:						
County: Howard Route: RT A Job No.: 2S2206 Length: 0.11 MPO: N Fund Cat: Taking Care Of System Sec Cat: Rehab And Reconst TIP #: Bridge improvements over Moniteau Creek 0.1 mile north of Rte. CC near Fayette. Project involves bridge X0469. Awd Date: 2015 Anticipated Fed Cat: NHPP Fed: 551 State: 137 Local: 0 Future Cost: 0 Estimate Total: 757	69	40	57	0	0	0
Engineering: R/W: Construction: FFOS: Payments:						
County: Howard Route: RT E Job No.: 2S0430 Length: 0.40 MPO: N Fund Cat: Taking Care Of System Sec Cat: Rehab And Reconst TIP #: Bridge improvements over Adams Fork 0.6 mile west of Rte. 5. Project involves bridge T0116. Awd Date: 2015 Anticipated Fed Cat: NHPP Fed: 499 State: 124 Local: 0 Future Cost: 0 Estimate Total: 628	5	22	66	0	0	0
Engineering: R/W: Construction: FFOS: Payments:						
County: Laclede Route: MO 32 Job No.: 5S3006C Length: 14.98 MPO: N Fund Cat: Taking Care Of System Sec Cat: Low Type Resurfacing TIP #: Pavement and shoulder improvements from Lebanon to Rte. P in Long Lane. Part of a combination letting involving projects 5S3006D, 7P3002, 8L1300N, 8L1300H, and 8S2465. Awd Date: Winter 14 Anticipated Fed Cat: S.T.P. AC-State: 1,667 State: 417 Local: 0 Future Cost: 0 Estimate Total: 2,084	0	123	0	0	0	0
Engineering: R/W: Construction: FFOS: Payments:						
County: Laclede Route: IS 44 Job No.: 2I2166Q Length: 57.16 MPO: N Fund Cat: Statewide Interstate And Major Bridge Sec Cat: Preventive Maint TIP #: Job Order Contracting for asphalt pavement repair in Laclede, Pulaski, Phelps, and Crawford Counties. Awd Date: Spring 14 Anticipated Fed Cat: NHPP AC-State: 341 State: 39 Local: 0 Future Cost: 0 Estimate Total: 380	0	30	0	0	0	0
Engineering: R/W: Construction: FFOS: Payments:						

* Subject to the approval of the Transportation Improvement Plan by the governing Metropolitan Planning Organization.
 Jun-19-2013 Section 4 - 14 District Central



2014-2018 Highway and Bridge Construction Schedule

Transportation Planning

P.O. Box 270
Jefferson City, MO 65102

Construction contingency applied to construction cost in the year the project is awarded. Three percent project growth factor compounded annually is applied to right-of-way and construction costs in program years 2, 3, 4, and 5. No inflation is applied to the Funding From Other Sources (FFOS) or Payments. Engineering includes PE costs, CE costs and R/W incidentals.

	STATE FISCAL YEAR PROJECT BUDGETING					
	Prior Prog.	7/2013-6/2014	7/2014-6/2015	7/2015-6/2016	7/2016-6/2017	7/2017-6/2018
County: Laclede Route: IS 44 Job No.: 212166R Length: 55.06 Fund Cat: Statewide Interstate And Major Bridge Sec Cat: Preventive Maint TIP #:	0	16	0	0	0	0
Job Order Contracting for concrete pavement repair in Laclede, Pulaski, Phelps and Crawford Counties. MPO: N AC-State: 149 State: 17 Local: 0 Anticipated Fed Cat: NHPP Future Cost: 166	Engineering:	R/W:	Construction:	FFOS:	Payments:	
County: Laclede Route: IS 44 Job No.: 513004 Length: 8.31 Fund Cat: Statewide Interstate And Major Bridge Sec Cat: Preventive Maint TIP #:	0	3	3	55	0	0
Pavement improvements in the eastbound lanes from 0.6 mile west of Rte. F to 0.6 mile west of Rte. 133. MPO: N AC-State: 711 State: 79 Local: 0 Anticipated Fed Cat: NHPP Future Cost: 790	Engineering:	R/W:	Construction:	FFOS:	Payments:	
County: Laclede Route: OR 44 Job No.: 8L1300N Length: 0.39 Fund Cat: Taking Care Of System Sec Cat: Thin Lift Overlay TIP #:	5	2	0	0	0	0
Pavement improvements from Rte. Y north 0.4 mile in Conway. Part of a combination letting involving projects 5S3006C, 5S3006D, 7P3002, 8L1300H, and 8S2465. MPO: N AC-State: 35 State: 8 Local: 0 Anticipated Fed Cat: S.T.P. Future Cost: 48	Engineering:	R/W:	Construction:	FFOS:	Payments:	
County: Laclede Route: MO 5 Job No.: 5P2237B Length: 2.26 Fund Cat: Taking Care Of System Sec Cat: Thin Lift Overlay TIP #:	16	50	0	0	0	0
Pavement improvements from south of Rte. 64 to 0.6 mile south of I-44 in Lebanon. MPO: N AC-State: 831 State: 208 Local: 0 Anticipated Fed Cat: NHPP Future Cost: 1,055	Engineering:	R/W:	Construction:	FFOS:	Payments:	
County: Laclede Route: MO 5 Job No.: 5P3069 Length: 2.26 Fund Cat: Taking Care Of System Sec Cat: Routine Maintenance TIP #:	0	209	0	0	0	0
ADA improvements from south of Rte. 64 to south of I-44 in Lebanon. \$650,000 Statewide Enhancement funds and \$7,430 District Competitive Enhancement funds. MPO: N AC-State: 963 State: 241 Local: 0 Anticipated Fed Cat: S.T.P. Future Cost: 1,204	Engineering:	R/W:	Construction:	FFOS:	Payments:	



2014-2018 Highway and Bridge Construction Schedule

Construction contingency applied to construction cost in the year the project is awarded.
 Three percent project growth factor compounded annually is applied to right-of-way and construction costs in program years 2, 3, 4, and 5.
 No inflation is applied to the Funding From Other Sources (FFOS) or Payments.
 Engineering includes PE costs, CE costs and R/W incidentals.

		STATE FISCAL YEAR PROJECT BUDGETING					
		Prior Prog.	7/2013-6/2014	7/2014-6/2015	7/2015-6/2016	7/2016-6/2017	7/2017-6/2018
County:	Laclede	Engineering:	0	169	0	0	0
Route:	MO 64	R/W:	0	0	0	0	0
Job No.:	5S3006D	Construction:	0	1,636	0	0	0
Length:	10.40 MPO: N	FFOS:	0	34	0	0	0
Fund Cat:	Taking Care Of System	Payments:	0	0	0	0	0
Sec Cat:	Low Type Resurfacing		0	0	0	0	0
TIP #:			0	0	0	0	0
Pavement and shoulder improvements from Bennett Springs to Rte. 5. \$34,000 High Risk Rural Roads funds. Part of a combination letting involving projects 5S3006C, 7P3002, 8L1300N, 8L1300H, and 8S2465. AC-State: 1,445 State: 360 Local: 0 Awd Date: Winter 14 Anticipated Fed Cat: S.T.P. Future Cost: 0 Estimate Total: 1,805							
County:	Laclede	Engineering:	12	88	0	0	0
Route:	RT AC R0410	R/W:	0	0	0	0	0
Job No.:	8S2406	Construction:	0	535	0	0	0
Length:	0.07 MPO: N	FFOS:	0	0	0	0	0
Fund Cat:	Taking Care Of System	Payments:	0	0	0	0	0
Sec Cat:	Rehab And Reconst		0	0	0	0	0
TIP #:			0	0	0	0	0
Bridge improvements over the Osage Fork east of Lebanon. Project involves bridge R0410. Fed: 498 State: 125 Local: 0 Awd Date: Spring 14 Anticipated Fed Cat: NHPP Future Cost: 0 Estimate Total: 635							
County:	Maries	Engineering:	0	10	110	0	0
Route:	US 63	R/W:	0	0	0	0	0
Job No.:	5P3010C	Construction:	0	0	1,693	0	0
Length:	6.95 MPO: N	FFOS:	0	0	0	0	0
Fund Cat:	Taking Care Of System	Payments:	0	0	0	0	0
Sec Cat:	Thin Lift Overlay		0	0	0	0	0
TIP #:			0	0	0	0	0
Pavement improvements from north of the Gasconade River to 1 mile north of Rte. FF. AC-State: 1,450 State: 363 Local: 0 Awd Date: 2015 Anticipated Fed Cat: NHPP Future Cost: 0 Estimate Total: 1,813							
County:	Maries	Engineering:	25	31	0	0	0
Route:	RT C bridge P0163	R/W:	0	0	0	0	0
Job No.:	5S2225	Construction:	0	424	0	0	0
Length:	0.10 MPO: N	FFOS:	0	0	0	0	0
Fund Cat:	Taking Care Of System	Payments:	0	0	0	0	0
Sec Cat:	Rehab And Reconst		0	0	0	0	0
TIP #:			0	0	0	0	0
Bridge improvements over Peavine Creek 5.5 miles southeast of Belle. Project involves bridge P0163. Fed: 364 State: 91 Local: 0 Awd Date: Spring 14 Anticipated Fed Cat: NHPP Future Cost: 0 Estimate Total: 480							
County:	Miller	Engineering:	1	113	0	0	0
Route:	MO 17	R/W:	0	0	0	0	0
Job No.:	5P3016	Construction:	0	1,968	0	0	0
Length:	14.23 MPO: N	FFOS:	0	0	0	0	0
Fund Cat:	Taking Care Of System	Payments:	0	0	0	0	0
Sec Cat:	Thin Lift Overlay		0	0	0	0	0
TIP #:			0	0	0	0	0
Pavement and shoulder improvements from Rte. 52 north junction to Iberia. \$747,000 Repeat Offender funds and \$381,000 Open Container funds. AC-State: 1,664 State: 417 Local: 0 Awd Date: Summer 13 Anticipated Fed Cat: S.T.P. Future Cost: 0 Estimate Total: 2,082							

* Subject to the approval of the Transportation Improvement Plan by the governing Metropolitan Planning Organization.
 Jun-19-2013 Section 4 - 16 District Central



2014-2018 Highway and Bridge Construction Schedule

Transportation Planning

P.O. Box 270
Jefferson City, MO 65102

Construction contingency applied to construction cost in the year the project is awarded. Three percent project growth factor compounded annually is applied to right-of-way and construction costs in program years 2, 3, 4, and 5. No inflation is applied to the Funding From Other Sources (FFOS) or Payments. Engineering includes PE costs, CE costs and R/W incidentals.

	STATE FISCAL YEAR PROJECT BUDGETING						
	Prior Prog.	7/2013-6/2014	7/2014-6/2015	7/2015-6/2016	7/2016-6/2017	7/2017-6/2018	
County: Miller Route: MO 52 Job No.: 5S3013 Length: 9.60 MPO: N Fund Cat: Taking Care Of System Sec Cat: Thin Lift Overlay TIP #:	1	75	0	0	0	0	Engineering: R/W: Construction: FFOS: Payments:
Pavement and shoulder improvements from Rte. 54 to Rte. 17. \$712,000 Repeat Offender funds. AC-State: 1,093 State: 273 Local: 0 S.T.P. Estimate Total: 1,367							
County: Miller Route: BU 54 Job No.: 5P3065 Length: 1.36 MPO: N Fund Cat: Taking Care Of System Sec Cat: Low Type Resurfacing TIP #:	0	37	0	0	0	0	Engineering: R/W: Construction: FFOS: Payments:
Pavement improvements from Hayes Drive to Rte. 54 east Junction in Eldon. Includes portion of Rte. 52. AC-State: 397 State: 99 Local: 0 S.T.P. Estimate Total: 496							
County: Miller Route: BU 54 Job No.: 5S3064 Length: 0.81 MPO: N Fund Cat: Taking Care Of System Sec Cat: Low Type Resurfacing TIP #:	0	4	0	0	0	0	Engineering: R/W: Construction: FFOS: Payments:
Pavement improvements from the Bagnell Dam to Rte. 54. AC-State: 40 State: 10 Local: 0 S.T.P. Estimate Total: 50							
County: Miller Route: MO 87 Job No.: 5S3003 Length: 0.14 MPO: N Fund Cat: Taking Care Of System Sec Cat: Rehab And Reconst TIP #:	5	5	20	56	0	0	Engineering: R/W: Construction: FFOS: Payments:
Bridge improvements over Moreau Creek. Project involves bridge A0957. Fed: 470 State: 118 Local: 0 NHPP Estimate Total: 593							
County: Miller Route: RT U Job No.: 5S3066 Length: 15.36 MPO: N Fund Cat: Taking Care Of System Sec Cat: Low Type Resurfacing TIP #:	0	49	0	0	0	0	Engineering: R/W: Construction: FFOS: Payments:
Pavement improvements Rte. 42 to Rte. 17 at Crocker. AC-State: 485 State: 122 Local: 0 S.T.P. Estimate Total: 607							



2014-2018 Highway and Bridge Construction Schedule

Construction contingency applied to construction cost in the year the project is awarded.
 Three percent project growth factor compounded annually is applied to right-of-way and construction costs in program years 2, 3, 4, and 5.
 No inflation is applied to the Funding From Other Sources (FFOS) or Payments.
 Engineering includes PE costs, CE costs and R/W incidentals.

		STATE FISCAL YEAR PROJECT BUDGETING					
		Prior Prog.	7/2013-6/2014	7/2014-6/2015	7/2015-6/2016	7/2016-6/2017	7/2017-6/2018
County: Moniteau	Bridge improvements over Splice Creek, 2.5 miles north of Rte. 87. Project involves bridge R0568.	0	2	2	37	0	0
Route: MO 179		0	0	0	0	0	0
Job No.: 5S3050		0	0	0	435	0	0
Length: 0.03	MPO: N						
Fund Cat: Taking Care Of System	Fed: 381 State: 95 Local: 0						
Sec Cat: Rehab And Reconst	Awd Date: 2016 Anticipated Fed Cat: NHPP						
TIP #:	Future Cost: 0 Estimate Total: 476						
County: Moniteau	Pavement improvements from the east city limit of Tipton to 4.2 miles west of Rte. 87 near California.	45	122	0	0	0	0
Route: US 50		0	0	0	0	0	0
Job No.: 5P2229		0	1,748	0	0	0	0
Length: 7.80	MPO: N						
Fund Cat: Taking Care Of System	AC-State: 1,496 State: 374 Local: 0						
Sec Cat: Thin Lift Overlay	Awd Date: Fall 13 Anticipated Fed Cat: NHPP						
TIP #:	Future Cost: 0 Estimate Total: 1,915						
County: Moniteau	Pavement improvements from Rte. 50 west junction to Russellville Road in California.	0	33	0	0	0	0
Route: BU 50		0	0	0	0	0	0
Job No.: 5S3059		0	426	0	0	0	0
Length: 4.23	MPO: N						
Fund Cat: Taking Care Of System	AC-State: 367 State: 92 Local: 0						
Sec Cat: Thin Lift Overlay	Awd Date: Fall 13 Anticipated Fed Cat: S.T.P.						
TIP #:	Future Cost: 0 Estimate Total: 459						
County: Moniteau	Preventative maintenance from Rte. 50 at California to Eldon. Includes Rte. CC and Rte. AA.	0	85	0	0	0	0
Route: MO 87		0	0	0	0	0	0
Job No.: 5S3071		0	908	0	0	0	0
Length: 18.96	MPO: N						
Fund Cat: Taking Care Of System	AC-State: 794 State: 199 Local: 0						
Sec Cat: Preventive Maint	Awd Date: Fall 13 Anticipated Fed Cat: S.T.P.						
TIP #:	Future Cost: 0 Estimate Total: 993						
County: Moniteau	Pavement improvements from Rte. 50 to end of state maintenance.	0	14	0	0	0	0
Route: RT K		0	0	0	0	0	0
Job No.: 5S3060		0	155	0	0	0	0
Length: 4.21	MPO: N						
Fund Cat: Taking Care Of System	AC-State: 135 State: 34 Local: 0						
Sec Cat: Thin Lift Overlay	Awd Date: Fall 13 Anticipated Fed Cat: S.T.P.						
TIP #:	Future Cost: 0 Estimate Total: 169						

* Subject to the approval of the Transportation Improvement Plan by the governing Metropolitan Planning Organization.
 Jun-19-2013 Section 4 - 18 District Central



2014-2018 Highway and Bridge Construction Schedule

Transportation Planning

P.O. Box 270
Jefferson City, MO 65102

Construction contingency applied to construction cost in the year the project is awarded. Three percent project growth factor compounded annually is applied to right-of-way and construction costs in program years 2, 3, 4, and 5. No inflation is applied to the Funding From Other Sources (FFOS) or Payments. Engineering includes PE costs, CE costs and R/W incidentals.

	STATE FISCAL YEAR PROJECT BUDGETING						
	Prior Prog.	7/2013-6/2014	7/2014-6/2015	7/2015-6/2016	7/2016-6/2017	7/2017-6/2018	
County: Morgan Route: RT AA Job No.: 5S3030 Length: 0.02 MPO: N Fund Cat: Taking Care Of System Sec Cat: Rehab And Reconst TIP #:	Bridge improvements over Indian Creek, 1 mile south of Barnett. Project involves bridges Y0528 and Y0529.						
			Fed: 297	State: 74	Local: 0		
			Anticipated Fed Cat: NHPP		Estimate Total: 371		
							Engineering: 0 R/W: 0 Construction: 0 FFOS: 0 Payments: 0
County: Morgan Route: RT M Job No.: 5S0861 Length: 0.10 MPO: N Fund Cat: Taking Care Of System Sec Cat: Rehab And Reconst TIP #:	Bridge improvements over Haw Creek, 0.4 mile east of the Pettis/Morgan County line. Project involves bridge A1865.						
			Fed: 415	State: 102	Local: 0		
			Anticipated Fed Cat: NHPP		Estimate Total: 577		
							Engineering: 60 R/W: 0 Construction: 0 FFOS: 0 Payments: 0
County: Osage Route: US 50 Job No.: 5P2214 Length: 6.04 MPO: N Fund Cat: Taking Care Of System Sec Cat: Low Type Resurfacing TIP #:	Pavement improvements from east of the Maries River to County Road 604 west of Linn. Project to be completed for relinquishment of existing route to Osage County.						
			Fed: 0	State: 228	Local: 0		
			Anticipated Fed Cat: NHPP		Estimate Total: 1,151		
							Engineering: 10 R/W: 0 Construction: 0 FFOS: 0 Payments: 0
County: Osage Route: US 50 Job No.: 5P3005 Length: 1.95 MPO: N Fund Cat: Taking Care Of System Sec Cat: Thin Lift Overlay TIP #:	Pavement improvements in Linn from 0.2 mile east of Rte. 100 to 0.3 mile east of Rte. 89.						
			Fed: 0	State: 142	Local: 0		
			Anticipated Fed Cat: NHPP		Estimate Total: 717		
							Engineering: 2 R/W: 0 Construction: 0 FFOS: 0 Payments: 0
County: Osage Route: RT Y Job No.: 5S3001 Length: 0.14 MPO: N Fund Cat: Taking Care Of System Sec Cat: Rehab And Reconst TIP #:	Bridge improvements over Third Creek 4.0 miles north of Belle. Project involves bridge R0259.						
			Fed: 275	State: 69	Local: 0		
			Anticipated Fed Cat: NHPP		Estimate Total: 346		
							Engineering: 2 R/W: 0 Construction: 0 FFOS: 0 Payments: 0



2014-2018 Highway and Bridge Construction Schedule

Construction contingency applied to construction cost in the year the project is awarded.
Three percent project growth factor compounded annually is applied to right-of-way and construction costs in program years 2, 3, 4, and 5.
No inflation is applied to the Funding From Other Sources (FFOS) or Payments.
Engineering includes PE costs, CE costs and R/W incidentals.

	STATE FISCAL YEAR PROJECT BUDGETING					
	Prior Prog.	7/2013-6/2014	7/2014-6/2015	7/2015-6/2016	7/2016-6/2017	7/2017-6/2018
County: Phelps Route: IS 44 Job No.: 513034 Length: 0.17 Fund Cat: Taking Care Of System Sec Cat: Rehab And Reconst TIP #:	0	34	0	0	0	0
Pavement and drainage improvements on the eastbound lanes in Rolla. Awd Date: Fall 13 Anticipated Fed Cat: NHPP AC-State: 487 State: 55 Local: 0 Future Cost: 0 Estimate Total: 542						
County: Phelps Route: IS 44 Job No.: 5P2235C Length: 1.39 Fund Cat: Safety Sec Cat: Safety TIP #:	0	27	0	0	0	0
Safety improvements on the eastbound lanes near Rte. J and Rte. V. \$50,000 Highways for LIFE funds. Awd Date: Winter 14 Anticipated Fed Cat: NHPP AC-State: 281 State: 32 Local: 0 Future Cost: 0 Estimate Total: 313						
County: Phelps Route: IS 44 Job No.: 910576 Length: 8.34 Fund Cat: Statewide Interstate And Major Bridge Sec Cat: Preventive Maint TIP #:	1,916	8	100	787	0	0
Pavement improvements on the eastbound and westbound lanes from 1 mile east of Rte. D to 1.2 miles east of Rte. F in Crawford County. Awd Date: 2016 Anticipated Fed Cat: NHPP AC-State: 8,988 State: 999 Local: 0 Future Cost: 0 Estimate Total: 11,903						
County: Phelps Route: US 63 Job No.: 5P3054 Length: 24.98 Fund Cat: Taking Care Of System Sec Cat: Thin Lift Overlay TIP #:	0	10	12	401	0	0
Pavement improvements from 0.7 mile south of Rte. CC in Phelps County to Rte. CC in Texas County. Awd Date: 2016 Anticipated Fed Cat: NHPP AC-State: 5,235 State: 1,308 Local: 0 Future Cost: 0 Estimate Total: 6,543						
County: Phelps Route: US 63 Job No.: 5P3057 Length: 0.63 Fund Cat: Taking Care Of System Sec Cat: Routine Maintenance TIP #:	0	65	0	0	0	0
ADA improvements in Rolla, Camdenton, and Fayette. \$585,000 Statewide Enhancement funds. Awd Date: Spring 14 Anticipated Fed Cat: S.T.P. Fed: 637 State: 159 Local: 0 Future Cost: 0 Estimate Total: 796						

* Subject to the approval of the Transportation Improvement Plan by the governing Metropolitan Planning Organization.
Jun-19-2013



2014-2018 Highway and Bridge Construction Schedule

Transportation Planning

P.O. Box 270
Jefferson City, MO 65102

Construction contingency applied to construction cost in the year the project is awarded. Three percent project growth factor compounded annually is applied to right-of-way and construction costs in program years 2, 3, 4, and 5. No inflation is applied to the Funding From Other Sources (FFOS) or Payments. Engineering includes PE costs, CE costs and R/W incidentals.

	STATE FISCAL YEAR PROJECT BUDGETING						
	Prior Prog.	7/2013-6/2014	7/2014-6/2015	7/2015-6/2016	7/2016-6/2017	7/2017-6/2018	
County: Phelps Route: MO 8 Job No.: 5P3009 Length: 2.51 MPO: N Fund Cat: Major Projects & Emerging Needs Sec Cat: Regional TIP #:	16	3	3	55	0	0	Engineering: R/W: Construction: FFOS: Payments:
Pavement and shoulder improvements from west of Rte. 68 to near Crawford County. Awd Date: 2016 Anticipated Fed Cat: NHPP Future Cost: 0 Estimate Total: 1,111 AC-State: 876 State: 219 Local: 0							
County: Phelps Route: MO 8 Job No.: 9P2205D Length: 2.04 MPO: N Fund Cat: Taking Care Of System Sec Cat: Thin Lift Overlay TIP #:	5	5	5	30	0	0	Engineering: R/W: Construction: FFOS: Payments:
Pavement improvements near St. James from 0.2 mile west of Asher Creek to 1 mile east of Meramec River in Crawford County. Awd Date: 2016 Anticipated Fed Cat: NHPP Future Cost: 0 Estimate Total: 474 AC-State: 375 State: 94 Local: 0							
County: Phelps Route: MO 8 Job No.: 9P2221 Length: 0.07 MPO: N Fund Cat: Taking Care Of System Sec Cat: Rehab And Reconst TIP #:	51	248	0	0	0	0	Engineering: R/W: Construction: FFOS: Payments:
Bridge improvements over the Dry Fork Creek near St. James. Project involves bridge L0188. Awd Date: Spring 14 Anticipated Fed Cat: NHPP Future Cost: 0 Estimate Total: 1,597 Fed: 1,236 State: 310 Local: 0							
County: Phelps Route: RT D Job No.: 5P2235B Length: 0.20 MPO: N Fund Cat: Safety Sec Cat: Safety TIP #:	0	221	0	0	0	0	Engineering: R/W: Construction: FFOS: Payments:
Grading, paving and curve improvements near the BNSF Railroad. Awd Date: Spring 14 Anticipated Fed Cat: Safety Future Cost: 0 Estimate Total: 1,385 Fed: 1,246 State: 139 Local: 0							
County: Phelps Route: RT D Job No.: 9S2220 Length: 0.03 MPO: N Fund Cat: Taking Care Of System Sec Cat: Rehab And Reconst TIP #:	75	106	0	0	0	0	Engineering: R/W: Construction: FFOS: Payments:
Bridge improvements over the BNSF Railroad near Jerome. Project involves bridge X0637. Awd Date: Spring 14 Anticipated Fed Cat: NHPP Future Cost: 0 Estimate Total: 794 Fed: 575 State: 144 Local: 0							



2014-2018 Highway and Bridge Construction Schedule

Construction contingency applied to construction cost in the year the project is awarded.
Three percent project growth factor compounded annually is applied to right-of-way and construction costs in program years 2, 3, 4, and 5.
No inflation is applied to the Funding From Other Sources (FFOS) or Payments.
Engineering includes PE costs, CE costs and R/W incidentals.

		STATE FISCAL YEAR PROJECT BUDGETING					
		7/2013- 6/2014	7/2014- 6/2015	7/2015- 6/2016	7/2016- 6/2017	7/2017- 6/2018	
		Prior Prog.					
County: Phelps	Preventative maintenance from Rte. 72 to Rte. C in Dent County. Includes Rtes. F and H in Crawford County, Rte. P in Dent County, Rte. C in Dent and Texas Counties, Rtes. C, K, M, P and V in Phelps County.	0	188	0	0	0	0
Route: RT O							
Job No.: 5S3072		0	0	0	0	0	0
Length: 111.28	MPO: N	0	1,964	0	0	0	0
Fund Cat: Taking Care Of System	AC-State: 1,721 State: 431 Local: 0						
Sec Cat: Preventive Maint	Awd Date: Fall 13 Anticipated Fed Cat: S.T.P.						
TIP #:	Future Cost: 0 Estimate Total: 2,152						
County: Pulaski	Intersection improvements at Rte. 7 north in Richland.	12	9	0	0	0	0
Route: MO 133							
Job No.: 9S2247		0	0	0	0	0	0
Length: 0.20	MPO: N	0	104	0	0	0	0
Fund Cat: Taking Care Of System	AC-State: 91 State: 22 Local: 0						
Sec Cat: Routine Maintenance	Awd Date: Winter 14 Anticipated Fed Cat: S.T.P.						
TIP #:	Future Cost: 0 Estimate Total: 125						
County: Pulaski	Pavement improvements near St. Robert from the end of state maintenance to I-44.	86	4	41	0	0	0
Route: RT Y							
Job No.: 9S0588		0	0	0	0	0	0
Length: 6.70	MPO: N	0	0	747	0	0	0
Fund Cat: Taking Care Of System	AC-State: 634 State: 158 Local: 0						
Sec Cat: Low Type Resurfacing	Awd Date: 2015 Anticipated Fed Cat: S.T.P.						
TIP #:	Future Cost: 0 Estimate Total: 878						
County: Various	Pavement improvements on various minor routes in the Central District.	48	1	376	0	0	0
Route: Various							
Job No.: 5L1500		0	0	0	0	0	0
Length: 0.00	MPO: N	0	0	5,628	0	0	0
Fund Cat: Taking Care Of System	AC-State: 4,804 State: 1,201 Local: 0						
Sec Cat: Low Type Resurfacing	Awd Date: 2015 Anticipated Fed Cat: S.T.P.						
TIP #:	Future Cost: 0 Estimate Total: 6,053						
County: Various	Pavement improvements on various minor routes in the Central District.	43	1	1	344	0	0
Route: Various							
Job No.: 5L1600		0	0	0	0	0	0
Length: 0.00	MPO: N	0	0	0	7,957	0	0
Fund Cat: Taking Care Of System	AC-State: 6,643 State: 1,660 Local: 0						
Sec Cat: Low Type Resurfacing	Awd Date: 2016 Anticipated Fed Cat: S.T.P.						
TIP #:	Future Cost: 0 Estimate Total: 8,346						

* Subject to the approval of the Transportation Improvement Plan by the governing Metropolitan Planning Organization.
Jun-19-2013 Section 4 - 22 District Central

Dollars in Thousands



2014-2018 Highway and Bridge Construction Schedule

Transportation Planning

P.O. Box 270
Jefferson City, MO 65102

Construction contingency applied to construction cost in the year the project is awarded. Three percent project growth factor compounded annually is applied to right-of-way and construction costs in program years 2, 3, 4, and 5. No inflation is applied to the Funding From Other Sources (FFOS) or Payments. Engineering includes PE costs, CE costs and R/W incidentals.

		STATE FISCAL YEAR PROJECT BUDGETING					
		Prior Prog.	7/2013-6/2014	7/2014-6/2015	7/2015-6/2016	7/2016-6/2017	7/2017-6/2018
County: Various	Pavement improvements on various minor routes in the Central District.	2	1	1	50	516	0
Route: Various		0	0	0	0	0	0
Job No.: 5L1700		0	0	0	0	0	0
Length: 0.00	MPO: N	0	0	0	0	8,195	0
Fund Cat: Taking Care Of System	AC-State: 7,011 State: 1,752 Local: 0	0	0	0	0	0	0
Sec Cat: Low Type Resurfacing	Awd Date: 2017 Anticipated Fed Cat: S.T.P.	0	0	0	0	0	0
TIP #:	Future Cost: 0 Estimate Total: 8,765	0	0	0	0	0	0
County: Various	Pavement improvements on various minor routes in the Central District.	0	2	2	177	0	0
Route: Various		0	0	0	0	0	0
Job No.: 5L3075		0	0	0	0	0	0
Length: 0.00	MPO: N	0	0	0	2,652	0	0
Fund Cat: Taking Care Of System	AC-State: 2,268 State: 565 Local: 0	0	0	0	0	0	0
Sec Cat: Low Type Resurfacing	Awd Date: 2016 Anticipated Fed Cat: S.T.P.	0	0	0	0	0	0
TIP #:	Future Cost: 0 Estimate Total: 2,833	0	0	0	0	0	0
County: Various	Job Order Contracting for guard cable and guardrail repair in the northern portion of the Central District.	10	36	0	0	0	0
Route: Various		0	0	0	0	0	0
Job No.: 5P3002		0	510	0	0	0	0
Length: 0.00	MPO: N	0	0	0	0	0	0
Fund Cat: Taking Care Of System	AC-State: 437 State: 109 Local: 0	0	0	0	0	0	0
Sec Cat: Routine Maintenance	Awd Date: Spring 14 Anticipated Fed Cat: S.T.P.	0	0	0	0	0	0
TIP #:	Future Cost: 0 Estimate Total: 556	0	0	0	0	0	0
County: Various	Job Order Contracting for guard cable and guardrail repair in the northern portion of the Central District.	2	1	36	0	0	0
Route: Various		0	0	0	0	0	0
Job No.: 5P3003		0	0	525	0	0	0
Length: 0.00	MPO: N	0	0	0	0	0	0
Fund Cat: Taking Care Of System	AC-State: 450 State: 112 Local: 0	0	0	0	0	0	0
Sec Cat: Routine Maintenance	Awd Date: 2015 Anticipated Fed Cat: S.T.P.	0	0	0	0	0	0
TIP #:	Future Cost: 0 Estimate Total: 564	0	0	0	0	0	0
County: Various	Job Order Contracting for guard cable and guardrail repair in the southern portion of the Central District.	2	1	36	0	0	0
Route: Various		0	0	0	0	0	0
Job No.: 5P3004		0	0	525	0	0	0
Length: 0.00	MPO: N	0	0	0	0	0	0
Fund Cat: Taking Care Of System	AC-State: 450 State: 112 Local: 0	0	0	0	0	0	0
Sec Cat: Routine Maintenance	Awd Date: 2015 Anticipated Fed Cat: S.T.P.	0	0	0	0	0	0
TIP #:	Future Cost: 0 Estimate Total: 564	0	0	0	0	0	0



2014-2018 Highway and Bridge Construction Schedule

Construction contingency applied to construction cost in the year the project is awarded.
 Three percent project growth factor compounded annually is applied to right-of-way and construction costs in program years 2, 3, 4, and 5.
 No inflation is applied to the Funding From Other Sources (FFOS) or Payments.
 Engineering includes PE costs, CE costs and R/W incidentals.

	STATE FISCAL YEAR PROJECT BUDGETING					
	Prior Prog.	7/2013-6/2014	7/2014-6/2015	7/2015-6/2016	7/2016-6/2017	7/2017-6/2018
County: Various Route: Various Job No.: 5P3031 Length: 0.00 Fund Cat: Safety Sec Cat: Safety TIP #:	0	1	30	0	0	0
Safety improvements at various district wide locations. Open Container funds.						
Awd Date: 2015 Future Cost: 0 Estimate Total: 462 Fed: 416 State: 46 Local: 0 Safety						
Engineering: R/W: Construction: FFOS: Payments:						
County: Various Route: Various Job No.: 5P3032 Length: 0.00 Fund Cat: Safety Sec Cat: Safety TIP #:	0	1	1	1	0	0
Safety improvements at various district wide locations. Open Container funds.						
Awd Date: 2016 Future Cost: 0 Estimate Total: 2,202 Fed: 1,982 State: 220 Local: 0 Safety						
Engineering: R/W: Construction: FFOS: Payments:						
County: Various Route: Various Job No.: 5P3074 Length: 0.00 Fund Cat: Taking Care Of System Sec Cat: Thin Lift Overlay TIP #:	0	2	2	1,052	0	0
Pavement improvements on various major routes in the Central District.						
Awd Date: 2016 Future Cost: 0 Estimate Total: 16,970 AC-State: 13,577 State: 3,393 Local: 0 S.T.P.						
Engineering: R/W: Construction: FFOS: Payments:						
County: Various Route: Various Job No.: 5S3007 Length: 0.00 Fund Cat: Taking Care Of System Sec Cat: Low Type Resurfacing TIP #:	2	1	355	0	0	0
Pavement improvements on various minor routes in the Central District.						
Awd Date: 2015 Future Cost: 0 Estimate Total: 5,611 AC-State: 4,487 State: 1,122 Local: 0 S.T.P.						
Engineering: R/W: Construction: FFOS: Payments:						
County: Various Route: Various Job No.: 5S3008 Length: 0.00 Fund Cat: Major Projects & Emerging Needs Sec Cat: Regional TIP #:	20	40	145	0	0	0
ADA facilities improvements at various locations in the Central District.						
Awd Date: 2015 Future Cost: 0 Estimate Total: 1,781 AC-State: 1,409 State: 352 Local: 0 S.T.P.						
Engineering: R/W: Construction: FFOS: Payments:						

* Subject to the approval of the Transportation Improvement Plan by the governing Metropolitan Planning Organization.
 Jun-19-2013 Section 4 - 24 District Central



2014-2018 Highway and Bridge Construction Schedule

Transportation Planning

P.O. Box 270
Jefferson City, MO 65102

Construction contingency applied to construction cost in the year the project is awarded. Three percent project growth factor compounded annually is applied to right-of-way and construction costs in program years 2, 3, 4, and 5. No inflation is applied to the Funding From Other Sources (FFOS) or Payments. Engineering includes PE costs, CE costs and R/W incidentals.

	STATE FISCAL YEAR PROJECT BUDGETING						
	Prior Prog.	7/2013-6/2014	7/2014-6/2015	7/2015-6/2016	7/2016-6/2017	7/2017-6/2018	
County: Various Route: Various Job No.: 5S3009 Length: 0.00 MPO: N Fund Cat: Taking Care Of System Sec Cat: Preventive Maint TIP #:	2	1	176	0	0	0	0
Pavement improvements on various minor routes in the Central District. Awd Date: 2015 Anticipated Fed Cat: S.T.P. AC-State: 2,244 State: 560 Local: 0 Future Cost: 0 Estimate Total: 2,806							
County: Various Route: Various Job No.: 5S3042 Length: 0.00 MPO: N Fund Cat: Taking Care Of System Sec Cat: Low Type Resurfacing TIP #:	0	0	0	0	0	0	0
Pavement improvements on various minor routes in the Central District. Awd Date: 2017 Anticipated Fed Cat: S.T.P. AC-State: 7,018 State: 1,754 Local: 0 Future Cost: 0 Estimate Total: 8,772							
County: Various Route: Various Job No.: 5S3043 Length: 0.00 MPO: N Fund Cat: Taking Care Of System Sec Cat: Low Type Resurfacing TIP #:	0	0	0	0	0	0	0
Pavement improvements on various minor routes in the Central District. Awd Date: 2018 Anticipated Fed Cat: S.T.P. AC-State: 14,652 State: 3,663 Local: 0 Future Cost: 0 Estimate Total: 18,315							
County: Various Route: Various Job No.: 9P2239 Length: 0.00 MPO: N Fund Cat: Taking Care Of System Sec Cat: Routine Maintenance TIP #:	2	45	0	0	0	0	0
Job Order Contracting for guard cable and guardrail repair in the southern portion of the Central District. Awd Date: Spring 14 Anticipated Fed Cat: S.T.P. AC-State: 444 State: 111 Local: 0 Future Cost: 0 Estimate Total: 557							
County: Various Route: Various Job No.: 9P2264B Length: 0.00 MPO: N Fund Cat: Safety Sec Cat: Safety TIP #:	27	47	0	0	0	0	0
Improve guardrail on divided highway medians at various bridge locations within the Central District. Open Container funds. Awd Date: Summer 13 Anticipated Fed Cat: Safety Fed: 651 State: 73 Local: 0 Future Cost: 0 Estimate Total: 751							



2014-2018 Highway and Bridge Construction Schedule

Construction contingency applied to construction cost in the year the project is awarded.
 Three percent project growth factor compounded annually is applied to right-of-way and construction costs in program years 2, 3, 4, and 5.
 No inflation is applied to the Funding From Other Sources (FFOS) or Payments.
 Engineering includes PE costs, CE costs and R/W incidentals.

		STATE FISCAL YEAR PROJECT BUDGETING					
		7/2013- 6/2014	7/2014- 6/2015	7/2015- 6/2016	7/2016- 6/2017	7/2017- 6/2018	
		Prior Prog.	15	0	0	0	
County: Various	Signing and striping improvements at various intersections in the Central District. Open Container funds.	Engineering:	12	0	0	0	
Route: Various		R/W:	0	0	0	0	
Job No.: 9P22640		Construction:	0	165	0	0	
Length: 0.00	MPO: N	FFOS:	0	165	0	0	
Fund Cat: Safety	Fed: 159 State: 18 Local: 0	Payments:	0	0	0	0	
Sec Cat: Safety	Awd Date: Spring 14 Anticipated Fed Cat: Safety		0	0	0	0	
TIP #:	Future Cost: 0 Estimate Total: 192		0	0	0	0	
County: Washington	Pavement and shoulder improvements from Rte. AA to Rte. 8 at Potosi.	Engineering:	2	15	0	0	
Route: MO 185		R/W:	0	0	0	0	
Job No.: 5S3046		Construction:	0	0	228	0	
Length: 1.43	MPO: N	FFOS:	0	0	0	0	
Fund Cat: Taking Care Of System	AC-State: 196 State: 49 Local: 0	Payments:	0	0	0	0	
Sec Cat: Thin Lift Overlay	Awd Date: 2015 Anticipated Fed Cat: S.T.P.		0	0	0	0	
TIP #:	Future Cost: 0 Estimate Total: 245		0	0	0	0	
County: Washington	Pavement improvements from Rte. 21 to the St. Francois County line.	Engineering:	42	0	0	0	
Route: MO 47		R/W:	0	0	0	0	
Job No.: 5P3028		Construction:	0	520	0	0	
Length: 8.53	MPO: N	FFOS:	0	0	0	0	
Fund Cat: Taking Care Of System	AC-State: 450 State: 112 Local: 0	Payments:	0	0	0	0	
Sec Cat: Low Type Resurfacing	Awd Date: Spring 14 Anticipated Fed Cat: S.T.P.		0	0	0	0	
TIP #:	Future Cost: 0 Estimate Total: 562		0	0	0	0	
County: Washington	Pavement and shoulder improvements from Franklin County to Rte. 21.	Engineering:	90	0	0	0	
Route: MO 47		R/W:	0	0	0	0	
Job No.: 5S3006B		Construction:	0	1,557	0	0	
Length: 11.09	MPO: N	FFOS:	0	0	0	0	
Fund Cat: Taking Care Of System	AC-State: 1,318 State: 329 Local: 0	Payments:	0	0	0	0	
Sec Cat: Low Type Resurfacing	Awd Date: Spring 14 Anticipated Fed Cat: S.T.P.		0	0	0	0	
TIP #:	Future Cost: 0 Estimate Total: 1,647		0	0	0	0	



2014-2018 Highway and Bridge Construction Schedule

Transportation Planning

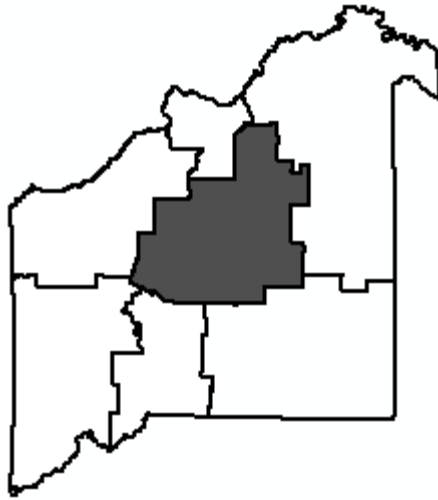
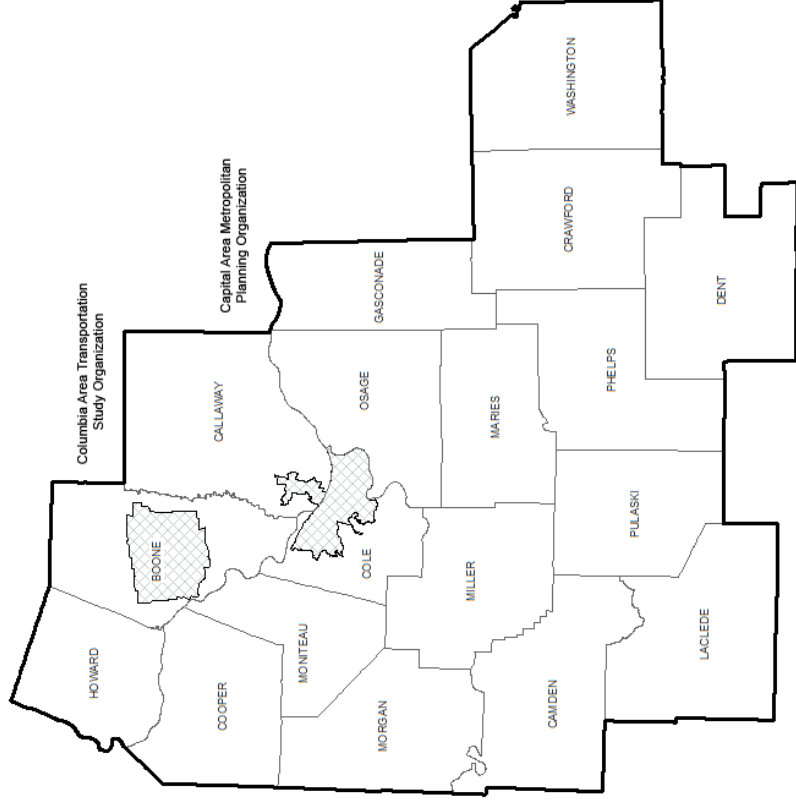
P.O. Box 270
Jefferson City, MO 65102

Construction contingency applied to construction cost in the year the project is awarded.
Three percent project growth factor compounded annually is applied to right-of-way and construction costs in program years 2, 3, 4, and 5.
No inflation is applied to the Funding From Other Sources (FFOS) or Payments.
Engineering includes PE costs, CE costs and R/W incidentals.

STATE FISCAL YEAR PROJECT BUDGETING							
	7/2013-	7/2014-	7/2015-	7/2016-	7/2017-	7/2018-	
Prior	6/2014	6/2015	6/2016	6/2017	6/2018	6/2018	
FFOS:	0	9,385	1,418	2,073	0	0	0
Total R/W:	0	3,501	70	0	0	0	0
Total Construction:	0	73,956	74,314	81,349	16,390	16,883	16,883
Paybacks:	0	0	0	0	0	0	0
Sub-Total:	0	77,457	74,384	81,349	16,390	16,883	
Total Engineering:	5,679	8,748	6,569	6,773	1,181	1,329	
Grand Total:	5,679	86,205	80,953	88,122	17,571	18,212	
		2014	2015	2016	2017	2018	
State	15,910	15,000	14,778	3,514	3,643		
AC-State	55,042	60,546	58,649	14,057	14,569		
Local	1,446	0	0	0	0		
Sub-total State	72,398	75,546	73,427	17,571	18,212		
Federal							
Sub-total Federal	13,807	5,407	14,695	0	0		
Grand Total	86,205	80,953	88,122	17,571	18,212		

Project Count: 129

PAYMENT PROJECTS



MoDOT's Central District



2014-2018 Highway and Bridge Construction Schedule

Transportation Planning

P.O. Box 270
Jefferson City, MO 65102

Construction contingency applied to construction cost in the year the project is awarded. Three percent project growth factor compounded annually is applied to right-of-way and construction costs in program years 2, 3, 4, and 5. No inflation is applied to the Funding From Other Sources (FFOS) or Payments. Engineering includes PE costs, CE costs and R/W incidentals.

		STATE FISCAL YEAR PROJECT BUDGETING					
		Prior Prog.	7/2013-6/2014	7/2014-6/2015	7/2015-6/2016	7/2016-6/2017	7/2017-6/2018
County: Boone	Payback from Statewide Enhancement funds to the city of Columbia in SFY 2014 for project STP-2100(522). \$659,000 Statewide Enhancement funds.	0	0	0	0	0	0
Route: MO 763		0	0	0	0	0	0
Job No.: 5S3033		0	0	0	0	0	0
Length: 0.24	MPO: Y	0	0	0	0	0	0
Fund Cat: Major Projects & Emerging Needs	AC-State: 527 State: 132 Local: 0	0	0	0	0	0	0
Sec Cat: Regional	Awd Date: N/A Anticipated Fed Cat: S.T.P.	0	659	0	0	0	0
TIP #:	Future Cost: Estimate Total: 659	0	659	0	0	0	0
County: Various	Payback beginning in SFY 2008 for Safe and Sound bridges in the Central District.	0	0	0	0	0	0
Route: Various	Funding for right of way in 2009 from contractor. Formerly District 5 SAS payments.	107	0	0	0	0	0
Job No.: 5B0800T	Partially funded by the rural Kansas City and rural Southwest Districts.	0	0	0	0	0	0
Length: 0.00	MPO: Y	0	0	0	0	0	0
Fund Cat: Taking Care Of System	Fed: 0 State: 22,840 Local: 0	0	0	0	0	0	0
Sec Cat: Rehab And Reconst	Awd Date: N/A Anticipated Fed Cat: State	107	0	0	0	0	0
TIP #:	Future Cost: Estimate Total: 36,977	14,030	4,568	4,568	4,568	4,568	4,568
County: Various	On-call work zone enforcement at various locations in the Central District.	0	1	0	0	0	0
Route: Various		0	0	0	0	0	0
Job No.: 5P3036		0	0	0	0	0	0
Length: 0.00	MPO: N	0	0	0	0	0	0
Fund Cat: Safety	Fed: 0 State: 21 Local: 0	0	0	0	0	0	0
Sec Cat: Safety	Awd Date: N/A Anticipated Fed Cat: State	0	0	0	0	0	0
TIP #:	Future Cost: Estimate Total: 21	0	20	0	0	0	0



2014-2018 Highway and Bridge Construction Schedule

Construction contingency applied to construction cost in the year the project is awarded.
 Three percent project growth factor compounded annually is applied to right-of-way and construction costs in program years 2, 3, 4, and 5.
 No inflation is applied to the Funding From Other Sources (FFOS) or Payments.
 Engineering includes PE costs, CE costs and R/W incidentals.

STATE FISCAL YEAR PROJECT BUDGETING							
Prior	7/2013-	7/2014-	7/2015-	7/2016-	7/2017-	7/2017-	7/2017-
Prog.	6/2014	6/2015	6/2016	6/2017	6/2017	6/2018	6/2018
FFOS:	107	0	0	0	0	0	0
Total R/W:	107	0	0	0	0	0	0
Total Construction:	0	0	0	0	0	0	0
Paybacks:	14,030	4,568	4,568	4,568	4,568	4,568	4,568
Sub-Total:	14,137	4,568	4,568	4,568	4,568	4,568	4,568
Total Engineering:	0	1	0	0	0	0	0
Grand Total:	14,137	4,568	4,568	4,568	4,568	4,568	4,568
		2014	2015	2016	2017	2018	2018
State	4,721	4,568	4,568	4,568	4,568	4,568	4,568
AC-State	527	0	0	0	0	0	0
Local	0	0	0	0	0	0	0
Sub-total State	5,248	4,568	4,568	4,568	4,568	4,568	4,568
Federal							
Sub-total Federal	0	0	0	0	0	0	0
Grand Total	5,248	4,568	4,568	4,568	4,568	4,568	4,568

Project Count: 3



2014-2018 Highway and Bridge Construction Schedule

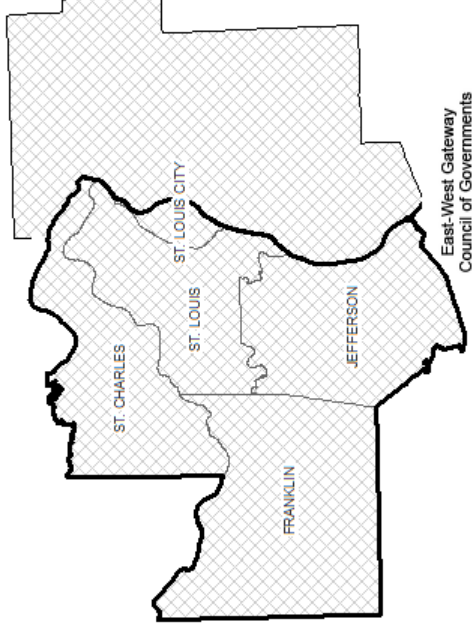
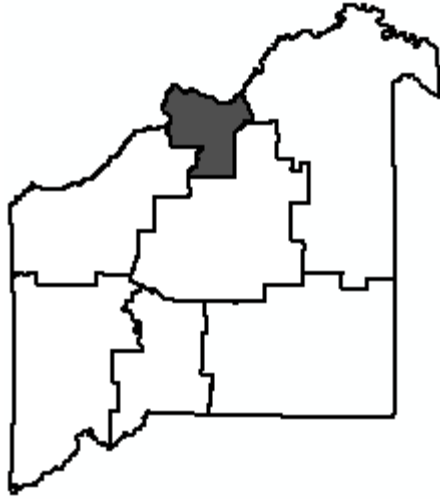
Transportation Planning

P.O. Box 270
Jefferson City, MO 65102

Construction contingency applied to construction cost in the year the project is awarded.
Three percent inflation compounded annually is applied to right-of-way and construction costs in program years 2, 3, 4, and 5.
No inflation is applied to the Funding From Other Sources (FFOS) or Payments.
Engineering includes PE costs, CE costs and R/W incidentals.

STATE FISCAL YEAR PROJECT BUDGETING						
Prior	7/2013- 6/2014	7/2014- 6/2015	7/2015- 6/2016	7/2016- 6/2017	7/2017- 6/2018	
FFOS:	107	1,418	2,073	0	0	0
Total R/W:	107	70	0	0	0	0
Total Construction:	0	74,314	81,349	16,390	16,883	16,883
Paybacks:	14,030	4,568	4,568	4,568	4,568	4,568
Sub-Total:	14,137	78,952	85,917	20,958	21,451	
Total Engineering:	5,679	6,569	6,773	1,181	1,329	
Grand Total:	19,816	85,521	92,690	22,139	22,780	
<hr/>						
	2014	2015	2016	2017	2018	
State	20,631	19,568	19,346	8,082	8,211	
AC-State	55,569	60,546	58,649	14,057	14,569	
Local	1,446	0	0	0	0	
Sub-total State	77,646	80,114	77,995	22,139	22,780	
<hr/>						
Federal						
Sub-total Federal	13,807	5,407	14,695	0	0	
Grand Total	91,453	85,521	92,690	22,139	22,780	

Project Count: 132



TMA

MoDOT's St Louis District

East-West Gateway Council of Governments

(Note: The following MoDOT projects are located inside the St Louis Metropolitan planning area boundary.)



2014-2018 Highway and Bridge Construction Schedule

Transportation Planning

P.O. Box 270
Jefferson City, MO 65102

Construction contingency applied to construction cost in the year the project is awarded. Three percent project growth factor compounded annually is applied to right-of-way and construction costs in program years 2, 3, 4, and 5. No inflation is applied to the Funding From Other Sources (FFOS) or Payments. Engineering includes PE costs, CE costs and R/W incidentals.

	STATE FISCAL YEAR PROJECT BUDGETING						
	Prior Prog.	7/2013-6/2014	7/2014-6/2015	7/2015-6/2016	7/2016-6/2017	7/2017-6/2018	
County: Franklin	24	15	35	0	0	0	Engineering:
Route: MO 100	0	0	0	0	0	0	R/W:
Job No.: 6S2227	0	0	452	0	0	0	Construction:
Length: 0.21							FFOS:
Fund Cat: Safety							Payments:
Sec Cat: Urban Safety							
TIP #: 4424G-10							
Intersection improvements at Rte. MM in Gray Summit. Portion of improvements funded by adjacent property owner.							
			Fed: 451	State: 23	Local: 28		
			Anticipated Fed Cat: Safety				
			Future Cost: 0	Estimate Total: 526			
County: Franklin	0	60	137	0	0	0	Engineering:
Route: MO 185	0	0	0	0	0	0	R/W:
Job No.: 6S3010F	0	0	1,307	0	0	0	Construction:
Length: 23.23							FFOS:
Fund Cat: Taking Care Of System							Payments:
Sec Cat: Thin Lift Overlay							
TIP #: 2015							
Pavement improvements from Rte. 100 to Rte. AC.							
			AC-State: 1,204	State: 300	Local: 0		
			Anticipated Fed Cat: S.T.P.				
			Future Cost: 0	Estimate Total: 1,504			
County: Franklin	69	62	0	0	0	0	Engineering:
Route: MO 185	0	0	0	0	0	0	R/W:
Job No.: 6S3020	0	755	0	0	0	0	Construction:
Length: 2.24							FFOS:
Fund Cat: Safety							Payments:
Sec Cat: Safety							
TIP #: 2015							
Pavement, shoulders and curve improvements from south of I-44 to west of the Meramec River. Shoulder improvements funded with Repeat Offender funds.							
			Fed: 735	State: 82	Local: 0		
			Anticipated Fed Cat: Safety				
			Future Cost: 0	Estimate Total: 886			
County: Franklin	3,000	110	25	25	3,356	0	Engineering:
Route: MO 47	0	476	0	0	0	0	R/W:
Job No.: 6P2321	0	0	0	0	0	0	Construction:
Length: 3.50							FFOS:
Fund Cat: Statewide Interstate And Major Bridge							Payments:
Sec Cat: Rehab And Reconst							
TIP #: 6063A-12							
Replace bridge over the Missouri River from Rte. 94 to Fifth Street in Washington. \$500,000 city of Washington, \$250,000 Franklin County and \$50,000 Warren County. Project involves bridge K0969.							
			AC-State: 45,712	State: 10,627	Local: 800		
			Anticipated Fed Cat: NHPP				
			Future Cost: 0	Estimate Total: 60,139			
County: Franklin	65	125	254	0	0	0	Engineering:
Route: MO 47	0	735	0	0	0	0	R/W:
Job No.: 6P2348	0	0	3,378	0	0	0	Construction:
Length: 0.45							FFOS:
Fund Cat: Taking Care Of System							Payments:
Sec Cat: Rehab And Reconst							
TIP #: 5306C-11							
Bridge improvements over Flat Creek. Project involves bridge A0499.							
			Fed: 3,593	State: 899	Local: 0		
			Anticipated Fed Cat: NHPP				
			Future Cost: 0	Estimate Total: 4,557			



2014-2018 Highway and Bridge Construction Schedule

Construction contingency applied to construction cost in the year the project is awarded.
 Three percent project growth factor compounded annually is applied to right-of-way and construction costs in program years 2, 3, 4, and 5.
 No inflation is applied to the Funding From Other Sources (FFOS) or Payments.
 Engineering includes PE costs, CE costs and R/W incidentals.

		STATE FISCAL YEAR PROJECT BUDGETING					
		Prior Prog.	7/2013-6/2014	7/2014-6/2015	7/2015-6/2016	7/2016-6/2017	7/2017-6/2018
County: Franklin	Pavement, shoulders and curve improvements from Rte. 30 to Washington County line.	259	208	0	0	0	0
Route: MO 47	Shoulder improvements funded with Repeat Offender funds.	0	0	0	0	0	0
Job No.: 6P3019		0	0	0	0	0	0
Length: 9.28	MPO: Y	0	3,011	0	0	0	0
Fund Cat: Safety	Fed: 2,897 State: 322 Local: 0	0	1,720	0	0	0	0
Sec Cat: Safety	Awd Date: Spring 14 Anticipated Fed Cat: Safety	0	0	0	0	0	0
TIP #: 4411M-11	Future Cost: 0 Estimate Total: 3,478	0	0	0	0	0	0
County: Franklin	Pavement, shoulder and curve improvements from Rte. 100 to Rte. 47. Curve and shoulder improvements funded with Open Container funds.	147	321	0	0	0	0
Route: RT A		0	0	0	0	0	0
Job No.: 6S2194		0	0	0	0	0	0
Length: 7.23	MPO: Y	0	3,965	0	0	0	0
Fund Cat: Taking Care Of System	AC-State: 3,429 State: 857 Local: 0	0	1,462	0	0	0	0
Sec Cat: Rehab And Reconst	Awd Date: Winter 14 Anticipated Fed Cat: S.T.P.	0	0	0	0	0	0
TIP #: 4411M-11	Future Cost: 0 Estimate Total: 4,433	0	0	0	0	0	0
County: Franklin	Bridge improvements at St. John's Creek. Project involves bridge N0854.	44	20	15	37	0	0
Route: RT AJ		0	0	0	0	0	0
Job No.: 6S2378		0	0	0	0	0	0
Length: 0.12	MPO: Y	0	0	0	491	0	0
Fund Cat: Taking Care Of System	Fed: 451 State: 112 Local: 0	0	0	0	0	0	0
Sec Cat: Rehab And Reconst	Awd Date: 2016 Anticipated Fed Cat: NHPP	0	0	0	0	0	0
TIP #: 5530-11	Future Cost: 0 Estimate Total: 607	0	0	0	0	0	0
County: Franklin	Pavement improvements from Rte. 50 to Rte. 100.	95	20	143	0	0	0
Route: RT AT		0	0	0	0	0	0
Job No.: 6S2205		0	0	0	0	0	0
Length: 4.77	MPO: Y	0	0	1,841	0	0	0
Fund Cat: Taking Care Of System	AC-State: 1,603 State: 401 Local: 0	0	0	0	0	0	0
Sec Cat: Rehab And Reconst	Awd Date: 2015 Anticipated Fed Cat: S.T.P.	0	0	0	0	0	0
TIP #: 4411P-11	Future Cost: 0 Estimate Total: 2,099	0	0	0	0	0	0
County: Franklin	Pavement improvements from Rte. A to Rte. 50.	5	5	249	0	0	0
Route: RT BB		0	0	0	0	0	0
Job No.: 6S3010		0	0	0	0	0	0
Length: 3.07	MPO: Y	0	0	132	0	0	0
Fund Cat: Taking Care Of System	AC-State: 309 State: 77 Local: 0	0	0	0	0	0	0
Sec Cat: Thin Lift Overlay	Awd Date: 2015 Anticipated Fed Cat: S.T.P.	0	0	0	0	0	0
TIP #: 5729-15	Future Cost: 0 Estimate Total: 391	0	0	0	0	0	0

* Subject to the approval of the Transportation Improvement Plan by the governing Metropolitan Planning Organization.
 Jun-21-2013 Section 4 - 2 District St. Louis TMA Dollars in Thousands



2014-2018 Highway and Bridge Construction Schedule

Transportation Planning

P.O. Box 270
Jefferson City, MO 65102

Construction contingency applied to construction cost in the year the project is awarded. Three percent project growth factor compounded annually is applied to right-of-way and construction costs in program years 2, 3, 4, and 5. No inflation is applied to the Funding From Other Sources (FFOS) or Payments. Engineering includes PE costs, CE costs and R/W incidentals.

		STATE FISCAL YEAR PROJECT BUDGETING					
		Prior Prog.	7/2013-6/2014	7/2014-6/2015	7/2015-6/2016	7/2016-6/2017	7/2017-6/2018
County: Franklin	Pavement improvements from Rte. Y to Rte. H.	0	96	0	0	0	0
Route: RT E							
Job No.: 6S3010H		0	0	0	0	0	0
Length: 5.95	MPO: Y	0	616	0	0	0	0
Fund Cat: Taking Care Of System	AC-State: 570 State: 142 Local: 0						
Sec Cat: Thin Lift Overlay	Awd Date: Spring 14 Anticipated Fed Cat: S.T.P.						
TIP #: 4760B-11	Future Cost: 0 Estimate Total: 712						
County: Franklin	Safety improvements at various locations on Rte. T, Rte. V and Rte. MM.	29	15	51	0	0	0
Route: RT T							
Job No.: 6S2228		0	0	0	0	0	0
Length: 20.08	MPO: Y	0	0	619	0	0	0
Fund Cat: Safety	Fed: 616 State: 69 Local: 0						
Sec Cat: Safety	Awd Date: Fall 14 Anticipated Fed Cat: Safety						
TIP #: 4760B-11	Future Cost: 0 Estimate Total: 714						
County: Franklin	Pavement improvements from I-44 outer road to end of state maintenance.	0	24	58	0	0	0
Route: RT WW							
Job No.: 6S3010G		0	0	0	0	0	0
Length: 3.69	MPO: Y	0	0	546	0	0	0
Fund Cat: Taking Care Of System	AC-State: 503 State: 125 Local: 0						
Sec Cat: Thin Lift Overlay	Awd Date: 2015 Anticipated Fed Cat: S.T.P.						
TIP #: 4760B-11	Future Cost: 0 Estimate Total: 628						
County: Franklin	Bridge improvements over St. John's Creek and Whiskey Creek. Project involves bridges N0141 and N0142.	77	50	20	122	0	0
Route: RT YY							
Job No.: 6S2320		0	0	77	0	0	0
Length: 0.91	MPO: Y	0	0	0	1,775	0	0
Fund Cat: Taking Care Of System	Fed: 1,636 State: 408 Local: 0						
Sec Cat: Rehab And Reconst	Awd Date: 2016 Anticipated Fed Cat: NHPP						
TIP #: 5305C-11	Future Cost: 0 Estimate Total: 2,121						
County: Franklin	Pavement improvements from Rte. A to Rte. 185.	0	5	75	102	0	0
Route: RT YY							
Job No.: 6S3010I		0	0	0	0	0	0
Length: 7.63	MPO: Y	0	0	0	1,237	0	0
Fund Cat: Taking Care Of System	AC-State: 1,136 State: 283 Local: 0						
Sec Cat: Thin Lift Overlay	Awd Date: 2016 Anticipated Fed Cat: S.T.P.						
TIP #: 4760B-11	Future Cost: 0 Estimate Total: 1,419						

* Subject to the approval of the Transportation Improvement Plan by the governing Metropolitan Planning Organization.



2014-2018 Highway and Bridge Construction Schedule

Construction contingency applied to construction cost in the year the project is awarded.
Three percent project growth factor compounded annually is applied to right-of-way and construction costs in program years 2, 3, 4, and 5.
No inflation is applied to the Funding From Other Sources (FFOS) or Payments.
Engineering includes PE costs, CE costs and R/W incidentals.

		STATE FISCAL YEAR PROJECT BUDGETING					
		Prior Prog.	7/2013-6/2014	7/2014-6/2015	7/2015-6/2016	7/2016-6/2017	7/2017-6/2018
County: Jefferson	Pavement improvements from Rte. B to Rte. H.	35	30	100	0	0	0
Route: MO 21							
Job No.: 6P3004		0	0	0	0	0	0
Length: 6.64	MPO: Y	0	0	1,052	0	0	0
Fund Cat: Taking Care Of System	AC-State: 946 State: 236 Local: 0	0	0	0	0	0	0
Sec Cat: Preventive Maint	Awd Date: Fall 14 Anticipated Fed Cat: NHPP	0	0	0	0	0	0
TIP #: 5698-13	Future Cost: 0 Estimate Total: 1,217	0	0	0	0	0	0
County: Jefferson	Bridge improvements on eastbound and westbound lanes over Saline Creek. Project involves bridge A2380.	175	10	20	105	0	0
Route: MO 30							
Job No.: 6S1908		0	0	0	0	0	0
Length: 0.10	MPO: Y	0	0	0	2,550	0	0
Fund Cat: Taking Care Of System	AC-State: 2,148 State: 537 Local: 0	0	0	0	0	0	0
Sec Cat: Rehab And Reconst	Awd Date: 2016 Anticipated Fed Cat: NHPP	0	0	0	0	0	0
TIP #: 4405G-09	Future Cost: 0 Estimate Total: 2,860	0	0	0	0	0	0
County: Jefferson	Add a lane to northbound I-55 from the northbound on-ramp at Rte. Z to .8 mile north of Rte. Z. Project involves bridge A1036.	75	75	217	0	0	0
Route: IS 55							
Job No.: 611010J		0	0	0	0	0	0
Length: 0.80	MPO: Y	0	0	2,512	0	0	0
Fund Cat: Major Projects & Emerging Needs	AC-State: 2,244 State: 560 Local: 0	0	0	0	0	0	0
Sec Cat: System Expansion	Awd Date: 2015 Anticipated Fed Cat: NHPP	0	0	0	0	0	0
TIP #: 5699-13	Future Cost: 0 Estimate Total: 2,879	0	0	0	0	0	0
County: Jefferson	Bridge improvements over Glaize Creek south of Rte. M. Project involves bridge G0499.	75	20	118	0	0	0
Route: US 61							
Job No.: 6S2093		0	0	0	0	0	0
Length: 0.20	MPO: Y	0	0	1,474	0	0	0
Fund Cat: Taking Care Of System	Fed: 1,289 State: 323 Local: 0	0	0	0	0	0	0
Sec Cat: Rehab And Reconst	Awd Date: Summer 14 Anticipated Fed Cat: NHPP	0	0	0	0	0	0
TIP #: 4414D-12	Future Cost: 0 Estimate Total: 1,687	0	0	0	0	0	0
County: Jefferson	Northbound right turn lane improvements at Rte. 67 intersection. CMAQ funds \$119,000.	12	19	0	0	0	0
Route: US 61							
Job No.: 6S3013		0	0	0	0	0	0
Length: 0.20	MPO: Y	0	128	0	0	0	0
Fund Cat: Taking Care Of System	Fed: 117 State: 30 Local: 0	0	0	0	0	0	0
Sec Cat: Systems Operations	Awd Date: Winter 14 Anticipated Fed Cat: C.M.A.Q.	0	119	0	0	0	0
TIP #: 5842-13	Future Cost: 0 Estimate Total: 159	0	0	0	0	0	0

* Subject to the approval of the Transportation Improvement Plan by the governing Metropolitan Planning Organization.
Jun-21-2013 Section 4 - 4 District St. Louis

TMA

Dollars in Thousands



2014-2018 Highway and Bridge Construction Schedule

Transportation Planning

P.O. Box 270
Jefferson City, MO 65102

Construction contingency applied to construction cost in the year the project is awarded. Three percent project growth factor compounded annually is applied to right-of-way and construction costs in program years 2, 3, 4, and 5. No inflation is applied to the Funding From Other Sources (FFOS) or Payments. Engineering includes PE costs, CE costs and R/W incidentals.

	STATE FISCAL YEAR PROJECT BUDGETING					
	Prior Prog.	7/2013-6/2014	7/2014-6/2015	7/2015-6/2016	7/2016-6/2017	7/2017-6/2018
County: Jefferson Route: US 61 Job No.: 6S3050 Length: 9.01 MPO: Y Fund Cat: Taking Care Of System Sec Cat: Rehab And Reconst Awd Date: 2016 Anticipated Fed Cat: NHPP TIP #: Future Cost: 0 Estimate Total: 7,013	0	200	150	546	0	0
County: Jefferson Route: US 67 Job No.: 6P1862 Length: 16.37 MPO: Y Fund Cat: Taking Care Of System Sec Cat: Preventive Maint Awd Date: Fall 14 Anticipated Fed Cat: NHPP TIP #: 5386F-13 Future Cost: 0 Estimate Total: 6,237	75	75	436	0	0	0
County: Jefferson Route: RT B Job No.: 6S3019 Length: 0.10 MPO: Y Fund Cat: Taking Care Of System Sec Cat: Systems Operations Awd Date: Winter 14 Anticipated Fed Cat: C.M.A.Q. TIP #: 5844-13 Future Cost: 0 Estimate Total: 163	12	19	0	0	0	0
County: Jefferson Route: RT B Job No.: 6S3019 Length: 11.21 MPO: Y Fund Cat: Safety Sec Cat: Safety Awd Date: Winter 14 Anticipated Fed Cat: Safety TIP #: Future Cost: 0 Estimate Total: 4,302	299	258	0	0	0	0
County: Jefferson Route: RT C Job No.: 6S3003 Length: 0.10 MPO: Y Fund Cat: Taking Care Of System Sec Cat: Rehab And Reconst Awd Date: Winter 14 Anticipated Fed Cat: NHPP TIP #: 5548A-12 Future Cost: 0 Estimate Total: 714	60	70	0	0	0	0



2014-2018 Highway and Bridge Construction Schedule

Construction contingency applied to construction cost in the year the project is awarded.
Three percent project growth factor compounded annually is applied to right-of-way and construction costs in program years 2, 3, 4, and 5.
No inflation is applied to the Funding From Other Sources (FFOS) or Payments.
Engineering includes PE costs, CE costs and R/W incidentals.

		STATE FISCAL YEAR PROJECT BUDGETING					
		7/2013- 6/2014	7/2014- 6/2015	7/2015- 6/2016	7/2016- 6/2017	7/2017- 6/2018	
		Prior Prog.					
County: Jefferson	Pavement, shoulders and curve improvements from Rte. 109 to Rte. F. Curve	Engineering:					
Route: RT FF	improvements funded with Open Container funds.	R/W:	150	0	0	0	0
Job No.: 6S3011		Construction:	0	0	0	0	0
Length: 4.55	MPO: Y	FFOS:	0	1,610	0	0	0
Fund Cat: Taking Care Of System	AC-State: 1,408 State: 352 Local: 0	Payments:	0	0	0	0	0
Sec Cat: Rehab And Reconst	Awd Date: Winter 14 Anticipated Fed Cat: S.T.P.		0	0	0	0	0
TIP #: 5701-13	Future Cost: 0 Estimate Total: 1,905						
County: Jefferson	Add turn lanes at Rtes. 30/MM/W, relocate Dulin Creek Road intersection to the east, and	Engineering:	740	0	0	0	0
Route: RT MM	construct a new connection to Rte. 30 at Raetta/Wild Cherry Road. Funded with	R/W:	1,000	0	0	0	0
Job No.: 6S2027B	SAFETEA-LU earmark MO 109 and MO 152. Project involves new bridge over Dulin	Construction:	0	2,220	0	0	0
Length: 0.14	Creek.	FFOS:	0	0	0	0	0
Fund Cat: Major Projects & Emerging Needs	Fed: 1,913 State: 478 Local: 0	Payments:	0	0	0	0	0
Sec Cat: Safety	Awd Date: Winter 14 Anticipated Fed Cat: Earmark		0	0	0	0	0
TIP #: 4540B-10	Future Cost: 0 Estimate Total: 4,131						
County: Jefferson	Pavement improvements from Geerdes Road to Rte. 30 and Rte. W from Rte. 30 to 0.4	Engineering:	60	45	0	0	0
Route: RT MM	mile north of Rte. 30.	R/W:	0	0	0	0	0
Job No.: 6S2167		Construction:	0	364	0	0	0
Length: 1.23	MPO: Y	FFOS:	0	0	0	0	0
Fund Cat: Taking Care Of System	AC-State: 327 State: 82 Local: 0	Payments:	0	0	0	0	0
Sec Cat: Preventive Maint	Awd Date: Winter 14 Anticipated Fed Cat: NHPP		0	0	0	0	0
TIP #: 4410P-10	Future Cost: 0 Estimate Total: 469						
County: Jefferson	Bridge improvements over Dutch Creek. Project involves bridge N0612.	Engineering:	65	10	51	0	0
Route: RT NN		R/W:	0	0	0	0	0
Job No.: 6S3005		Construction:	0	0	620	0	0
Length: 0.10	MPO: Y	FFOS:	0	0	0	0	0
Fund Cat: Taking Care Of System	Fed: 545 State: 136 Local: 0	Payments:	0	0	0	0	0
Sec Cat: Rehab And Reconst	Awd Date: 2015 Anticipated Fed Cat: NHPP		0	0	0	0	0
TIP #: 5548C-12	Future Cost: 0 Estimate Total: 746						
County: Jefferson	Pavement improvements from south of White Oak School Road to south of Mid-America	Engineering:	30	66	0	0	0
Route: RT W	Drive.	R/W:	0	100	0	0	0
Job No.: 6S2207B		Construction:	0	666	0	0	0
Length: 0.24	MPO: Y	FFOS:	0	0	0	0	0
Fund Cat: Taking Care Of System	AC-State: 666 State: 166 Local: 0	Payments:	0	0	0	0	0
Sec Cat: Rehab And Reconst	Awd Date: Spring 14 Anticipated Fed Cat: NHPP		0	0	0	0	0
TIP #: 5548C-12	Future Cost: 0 Estimate Total: 862						

* Subject to the approval of the Transportation Improvement Plan by the governing Metropolitan Planning Organization.
Jun-21-2013 Section 4 - 6 District St. Louis

TMA

Dollars in Thousands



2014-2018 Highway and Bridge Construction Schedule

Transportation Planning

P.O. Box 270
Jefferson City, MO 65102

Construction contingency applied to construction cost in the year the project is awarded. Three percent project growth factor compounded annually is applied to right-of-way and construction costs in program years 2, 3, 4, and 5. No inflation is applied to the Funding From Other Sources (FFOS) or Payments. Engineering includes PE costs, CE costs and R/W incidentals.

	STATE FISCAL YEAR PROJECT BUDGETING					
	Prior Prog.	7/2013-6/2014	7/2014-6/2015	7/2015-6/2016	7/2016-6/2017	7/2017-6/2018
County: Jefferson Route: RT W Job No.: 6S2207C Length: 6.62 MPO: Y Fund Cat: Taking Care Of System Sec Cat: Rehab And Reconst TIP #:	0	331	0	0	0	0
Pavement improvements in three sections from 0.4 mile north of Rte. 30 to south of Mid-America Dr.; from south of White Oak School Rd. to south of Twin River Rd.; and from 1000' north of La Farge Dr. to Rte. FF/109 and on Rte. 109 from Rte. W/FF to the Meramec River. AC-State: 2,079 State: 520 Local: 0 Anticipated Fed Cat: NHPP Awd Date: Spring 14 Future Cost: 2,599 Estimate Total:						
County: Jefferson Route: RT Y Job No.: 6S3010E Length: 16.28 MPO: Y Fund Cat: Taking Care Of System Sec Cat: Thin Lift Overlay TIP #:	0	60	136	0	0	0
Pavement improvements from Rte. 30 to Rte. 21. AC-State: 1,185 State: 296 Local: 0 Anticipated Fed Cat: S.T.P. Awd Date: 2015 Future Cost: 1,481 Estimate Total:						
County: Jefferson Route: RT Z Job No.: 3S2009L Length: 6.10 MPO: Y Fund Cat: Taking Care Of System Sec Cat: Low Type Resurfacing TIP #:	170	235	0	0	0	0
Pavement, shoulder and curve improvements from Rte. 61/67 to Rte. A. Curve improvements funded from Repeat Offender funds. AC-State: 2,054 State: 514 Local: 0 Anticipated Fed Cat: S.T.P. Awd Date: Winter 14 Future Cost: 2,738 Estimate Total:						
County: St. Charles Route: MO 370 Job No.: 6P2126 Length: 5.81 MPO: Y Fund Cat: Taking Care Of System Sec Cat: Preventive Maint TIP #:	185	69	0	0	0	0
Pavement improvements from I-70 to Elm Point Industrial Drive. AC-State: 804 State: 201 Local: 0 Anticipated Fed Cat: NHPP Awd Date: Winter 14 Future Cost: 1,190 Estimate Total:						
County: St. Charles Route: MO 370 Job No.: 6P3006 Length: 0.44 MPO: Y Fund Cat: Major Projects & Emerging Needs Sec Cat: Rehab And Reconst TIP #:	4	8	9	0	0	0
Lighting improvements at Truman Road interchange. AC-State: 116 State: 29 Local: 0 Anticipated Fed Cat: NHPP Awd Date: Summer 14 Future Cost: 149 Estimate Total:						

* Subject to the approval of the Transportation Improvement Plan by the governing Metropolitan Planning Organization.

Jun-21-2013

Section 4 - 7

District St. Louis

TMA

Dollars in Thousands



2014-2018 Highway and Bridge Construction Schedule

Construction contingency applied to construction cost in the year the project is awarded.
 Three percent project growth factor compounded annually is applied to right-of-way and construction costs in program years 2, 3, 4, and 5.
 No inflation is applied to the Funding From Other Sources (FFOS) or Payments.
 Engineering includes PE costs, CE costs and R/W incidentals.

		STATE FISCAL YEAR PROJECT BUDGETING					
		7/2013- 6/2014	7/2014- 6/2015	7/2015- 6/2016	7/2016- 6/2017	7/2017- 6/2018	
		Prior Prog.					
County: St. Charles	Pavement improvements from I-70 to the Lincoln County line.	75	122	0	0	0	0
Route: US 61							
Job No.: 6P2416		0	0	0	0	0	0
Length: 7.65	MPO: Y						
Fund Cat: Taking Care Of System	AC-State: 1,464 State: 366 Local: 0						
Sec Cat: Preventive Maint	Awd Date: Summer 13 Anticipated Fed Cat: NHPP		1,708	0	0	0	0
TIP #: 5520-13	Future Cost: 0 Estimate Total: 1,905	0	0	0	0	0	0
County: St. Charles	Pavement improvements from Rte. 94 to the Missouri River (eastbound lanes only).	34	5	5	55	0	0
Route: IS 64							
Job No.: 6I2384		0	0	0	0	0	0
Length: 2.55	MPO: Y						
Fund Cat: Statewide Interstate And Major Bridge	AC-State: 754 State: 85 Local: 0				774	0	0
Sec Cat: Rehab And Reconst	Awd Date: 2016 Anticipated Fed Cat: NHPP	0	0	0	0	0	0
TIP #: 5531-12	Future Cost: 0 Estimate Total: 873	0	0	0	0	0	0
County: St. Charles	Pavement improvements (westbound lanes only) from east of Rte. DD to west of Rte. N.	30	38	0	0	0	0
Route: IS 64							
Job No.: 6P2275		0	0	0	0	0	0
Length: 3.02	MPO: Y						
Fund Cat: Statewide Interstate And Major Bridge	AC-State: 464 State: 52 Local: 0		478	0	0	0	0
Sec Cat: Preventive Maint	Awd Date: Spring 14 Anticipated Fed Cat: NHPP	0	0	0	0	0	0
TIP #: 5179H-13	Future Cost: 0 Estimate Total: 546	0	0	0	0	0	0
County: St. Charles	Bridge painting on the Lewis Bridge over the Missouri River. Project involves bridge A3047.	435	230	0	0	0	0
Route: US 67							
Job No.: 6P2031		0	0	0	0	0	0
Length: 0.56	MPO: Y						
Fund Cat: Statewide Interstate And Major Bridge	AC-State: 2,634 State: 658 Local: 0		3,062	0	0	0	0
Sec Cat: Preventive Maint	Awd Date: Winter 14 Anticipated Fed Cat: NHPP	0	0	0	0	0	0
TIP #: 4538-08	Future Cost: 0 Estimate Total: 3,727	0	0	0	0	0	0
County: St. Charles	Pavement improvements from Rte. K to Rte. C.	50	5	239	0	0	0
Route: IS 70							
Job No.: 6I2276		0	0	0	0	0	0
Length: 4.90	MPO: Y						
Fund Cat: Statewide Interstate And Major Bridge	AC-State: 3,383 State: 377 Local: 0						
Sec Cat: Preventive Maint	Awd Date: Fall 14 Anticipated Fed Cat: NHPP Federal Oversight	0	0	3,516	0	0	0
TIP #: 5179C-13	Future Cost: 0 Estimate Total: 3,810	0	0	0	0	0	0

* Subject to the approval of the Transportation Improvement Plan by the governing Metropolitan Planning Organization.
 Jun-21-2013 Section 4 - 8 District St. Louis

TMA Dollars in Thousands



2014-2018 Highway and Bridge Construction Schedule

Transportation Planning

P.O. Box 270
Jefferson City, MO 65102

Construction contingency applied to construction cost in the year the project is awarded. Three percent project growth factor compounded annually is applied to right-of-way and construction costs in program years 2, 3, 4, and 5. No inflation is applied to the Funding From Other Sources (FFOS) or Payments. Engineering includes PE costs, CE costs and R/W incidentals.

		STATE FISCAL YEAR PROJECT BUDGETING					
		Prior Prog.	7/2013-6/2014	7/2014-6/2015	7/2015-6/2016	7/2016-6/2017	7/2017-6/2018
County: St. Charles	Bridge improvements at Fairgrounds Road. Project involves bridge A3440.	75	100	0	0	0	0
Route: IS 70							
Job No.: 612326		0	0	0	0	0	0
Length: 0.01	MPO: Y						
Fund Cat: Taking Care Of System	Fed: 1,047 State: 262 Local: 0						
Sec Cat: Rehab And Reconst	Awd Date: Spring 14 Anticipated Fed Cat: NHPP						
TIP #: 5305I-11	Future Cost: 1,384 Estimate Total: 1,384						
County: St. Charles	Pavement improvements from Warren County line to Wentzville Parkway.	0	5	5	135	0	0
Route: IS 70							
Job No.: 613041		0	0	0	0	0	0
Length: 4.67	MPO: Y						
Fund Cat: Statewide Interstate And Major Bridge	AC-State: 1,656 State: 186 Local: 0						
Sec Cat: Rehab And Reconst	Awd Date: 2016 Anticipated Fed Cat: NHPP						
TIP #: 441IAE-11	Future Cost: 1,842 Estimate Total: 1,842						
County: St. Charles	Shoulder and curve improvements from Burlington Northern Railroad to Rte. H/J interchange. Curve improvements funded with Open Container funds.	120	54	159	0	0	0
Route: MO 94							
Job No.: 3S2009K		0	0	0	0	0	0
Length: 6.70	MPO: Y						
Fund Cat: Taking Care Of System	AC-State: 1,920 State: 481 Local: 0						
Sec Cat: Low Type Resurfacing	Awd Date: 2015 Anticipated Fed Cat: S.T.P.						
TIP #: 441IAE-11	Future Cost: 2,521 Estimate Total: 2,521						
County: St. Charles	Pavement, shoulder and curve improvements from Rte. 47 to Rte. D. Shoulder and curve improvements funded with Open Container funds.	300	376	544	0	0	0
Route: MO 94							
Job No.: 6P2329		0	0	0	0	0	0
Length: 23.44	MPO: Y						
Fund Cat: Taking Care Of System	Fed: 8,036 State: 893 Local: 0						
Sec Cat: Rehab And Reconst	Awd Date: Fall 14 Anticipated Fed Cat: Safety						
TIP #: 5306J-11	Future Cost: 9,229 Estimate Total: 9,229						
County: St. Charles	Raise grade and add shoulders from 0.7 mile west of Terry Road to Terry Road.	125	60	112	0	0	0
Route: MO 94							
Job No.: 6P2330		0	0	0	0	0	0
Length: 0.70	MPO: Y						
Fund Cat: Major Projects & Emerging Needs	AC-State: 1,143 State: 287 Local: 0						
Sec Cat: Safety	Awd Date: Fall 14 Anticipated Fed Cat: S.T.P.						
TIP #: 5307I-11	Future Cost: 1,555 Estimate Total: 1,555						



2014-2018 Highway and Bridge Construction Schedule

Construction contingency applied to construction cost in the year the project is awarded.
 Three percent project growth factor compounded annually is applied to right-of-way and construction costs in program years 2, 3, 4, and 5.
 No inflation is applied to the Funding From Other Sources (FFOS) or Payments.
 Engineering includes PE costs, CE costs and R/W incidentals.

		STATE FISCAL YEAR PROJECT BUDGETING					
		Prior Prog.	7/2013-6/2014	7/2014-6/2015	7/2015-6/2016	7/2016-6/2017	7/2017-6/2018
County: St. Charles	Pavement, shoulder, and curve improvements from Rte. Z to Sommers Road, Shoulders and curves funded from Repeat Offender and Open Container funds.	82	434	0	0	0	0
Route: RT N		0	0	0	0	0	0
Job No.: 6S2328		0	0	0	0	0	0
Length: 4.54	MPO: Y	0	3,534	0	0	0	0
Fund Cat: Taking Care Of System	AC-State: 3,174 State: 794 Local: 0	0	1,457	0	0	0	0
Sec Cat: Thin Lift Overlay	Awd Date: Spring 14 Anticipated Fed Cat: S.T.P.	0	0	0	0	0	0
TIP #: 53061-11	Future Cost: 0 Estimate Total: 4,050	0	0	0	0	0	0
County: St. Charles	Shoulder and curve improvements from Rte. T to Rte. Z. Shoulder improvements funded with High Risk Rural Roads funds and Open Container funds.	71	402	0	0	0	0
Route: RT N		0	0	0	0	0	0
Job No.: 6S3028		0	0	0	0	0	0
Length: 5.91	MPO: Y	0	3,019	0	0	0	0
Fund Cat: Major Projects & Emerging Needs	AC-State: 2,737 State: 684 Local: 0	0	1,546	0	0	0	0
Sec Cat: Rehab And Reconst	Awd Date: Spring 14 Anticipated Fed Cat: S.T.P.	0	0	0	0	0	0
TIP #: 4414F-12	Future Cost: 0 Estimate Total: 3,492	0	0	0	0	0	0
County: St. Charles	Replace culverts east and west of Parr Road intersection. Project involves bridges P0894 and R0841.	192	102	0	0	0	0
Route: RT P		0	0	0	0	0	0
Job No.: 6S2088		0	1,069	0	0	0	0
Length: 0.20	MPO: Y	0	0	0	0	0	0
Fund Cat: Taking Care Of System	AC-State: 937 State: 234 Local: 0	0	0	0	0	0	0
Sec Cat: Rehab And Reconst	Awd Date: Spring 14 Anticipated Fed Cat: S.T.P.	0	0	0	0	0	0
TIP #: 4414F-12	Future Cost: 0 Estimate Total: 1,363	0	0	0	0	0	0
County: St. Charles	Bridge rehabilitation at 10 locations in St. Charles County. Project involves bridges A5448, L0206, L0709, A6054, A6055, A5758, A5940, A6342, A6343 and A6015.	8	20	50	104	0	0
Route: Various		0	0	0	0	0	0
Job No.: 6P3027		0	0	0	830	0	0
Length: 0.50	MPO: Y	0	0	0	0	0	0
Fund Cat: Taking Care Of System	AC-State: 803 State: 201 Local: 0	0	0	0	0	0	0
Sec Cat: Rehab And Reconst	Awd Date: 2016 Anticipated Fed Cat: S.T.P.	0	0	0	0	0	0
TIP #: 4414F-12	Future Cost: 0 Estimate Total: 1,012	0	0	0	0	0	0
County: St. Charles	Job Order Contracting for guardrail repair at various routes and locations throughout St. Charles County.	0	30	0	0	0	0
Route: Various		0	0	0	0	0	0
Job No.: 6S3058		0	292	0	0	0	0
Length: 0.00	MPO: Y	0	0	0	0	0	0
Fund Cat: Taking Care Of System	AC-State: 258 State: 64 Local: 0	0	0	0	0	0	0
Sec Cat: Routine Maintenance	Awd Date: Spring 14 Anticipated Fed Cat: S.T.P.	0	0	0	0	0	0
TIP #: 4414F-12	Future Cost: 0 Estimate Total: 322	0	0	0	0	0	0

* Subject to the approval of the Transportation Improvement Plan by the governing Metropolitan Planning Organization.
 Jun-21-2013



2014-2018 Highway and Bridge Construction Schedule

Transportation Planning

P.O. Box 270
Jefferson City, MO 65102

Construction contingency applied to construction cost in the year the project is awarded. Three percent project growth factor compounded annually is applied to right-of-way and construction costs in program years 2, 3, 4, and 5. No inflation is applied to the Funding From Other Sources (FFOS) or Payments. Engineering includes PE costs, CE costs and R/W incidentals.

	STATE FISCAL YEAR PROJECT BUDGETING					
	Prior Prog.	7/2013-6/2014	7/2014-6/2015	7/2015-6/2016	7/2016-6/2017	7/2017-6/2018
County: St. Charles		10	62	0	0	0
Route: RT W		0	0	0	0	0
Job No.: 6S3010D		0	0	0	0	0
Length: 5.86		0	0	632	0	0
Fund Cat: Taking Care Of System		0	0	632	0	0
Sec Cat: Thin Lift Overlay		0	0	0	0	0
TIP #:		0	0	0	0	0
Pavement improvements from Rte. 61 to Rte. T.						
County: St. Louis		221	10	228	0	0
Route: MO 100		0	0	0	0	0
Job No.: 6Q2246		0	0	0	0	0
Length: 26.98		0	0	3,265	0	0
Fund Cat: Taking Care Of System		0	0	3,265	0	0
Sec Cat: Systems Operations		0	0	0	0	0
TIP #:		0	0	0	0	0
ITS operation and expansion on Rte. 100 from Rte. 109 to McKnight Road and Rte. M to South Point Road and Rte. 50 from Rte. 44 to Rte. 47 East.						
County: St. Louis		1,519	35	0	0	0
Route: MO 100		0	735	0	0	0
Job No.: 6S1718		0	0	0	0	0
Length: 4.86		0	0	0	0	0
Fund Cat: Taking Care Of System		0	0	0	0	0
Sec Cat: Rehab And Reconst		0	0	0	0	0
TIP #:		0	0	0	0	0
Right of way for ADA and drainage improvements from Rte. 61 (Lindbergh Boulevard) to Big Bend Boulevard.						
County: St. Louis		680	573	0	0	0
Route: MO 100		0	500	0	0	0
Job No.: 6S2085		0	0	0	0	0
Length: 5.91		0	7,701	0	0	0
Fund Cat: Taking Care Of System		0	0	0	0	0
Sec Cat: Rehab And Reconst		0	0	0	0	0
TIP #:		0	0	0	0	0
Pavement improvements from Rte. 141 to Westglen Farms Drive.						
County: St. Louis		500	375	0	0	0
Route: MO 100		0	0	0	0	0
Job No.: 6S2429		0	0	0	0	0
Length: 5.91		0	5,100	0	0	0
Fund Cat: Taking Care Of System		0	0	0	0	0
Sec Cat: Rehab And Reconst		0	0	0	0	0
TIP #:		0	0	0	0	0
Great Street improvements from Rte. 141 to Westglen Farms Drive.						
County: St. Louis		0	0	0	0	0
Route: MO 100		0	0	0	0	0
Job No.: 6S2429		0	0	0	0	0
Length: 5.91		0	0	0	0	0
Fund Cat: Major Projects & Emerging Needs		0	0	0	0	0
Sec Cat: Enhancements		0	0	0	0	0
TIP #:		0	0	0	0	0



2014-2018 Highway and Bridge Construction Schedule

Construction contingency applied to construction cost in the year the project is awarded.
 Three percent project growth factor compounded annually is applied to right-of-way and construction costs in program years 2, 3, 4, and 5.
 No inflation is applied to the Funding From Other Sources (FFOS) or Payments.
 Engineering includes PE costs, CE costs and R/W incidentals.

	STATE FISCAL YEAR PROJECT BUDGETING						
	Prior Prog.	7/2013-6/2014	7/2014-6/2015	7/2015-6/2016	7/2016-6/2017	7/2017-6/2018	
County: St. Louis Route: MO 115 Job No.: 6S2428 Length: 1.66 MPO: Y Fund Cat: Major Projects & Emerging Needs Sec Cat: Enhancements TIP #: 5526-14 Awd Date: Spring 14 Future Cost: 0 Estimate Total: 11,568 Description: Great Street improvements from east of Hanley Road to Rte. U. AC-State: 8,658 State: 2,165 Local: 0 Anticipated Fed Cat: S.T.P.	745	648	0	0	0	0	Engineering: R/W: 0 Construction: 0 FFOS: 0 Payments: 0
County: St. Louis Route: MO 141 Job No.: 6P2360B Length: 0.94 MPO: Y Fund Cat: Taking Care Of System Sec Cat: Preventive Maint TIP #: 5705-13 Awd Date: 2016 Future Cost: 0 Estimate Total: 1,175 Description: Pavement improvements from north of Vance Road to south of I-44. Potential Design/Build project. AC-State: 936 State: 234 Local: 0 Anticipated Fed Cat: NHPP Federal Oversight	5	10	5	71	0	0	Engineering: R/W: 0 Construction: 0 FFOS: 0 Payments: 0
County: St. Louis Route: MO 141 Job No.: 6P3016 Length: 0.50 MPO: Y Fund Cat: Taking Care Of System Sec Cat: Systems Operations TIP #: 5840-13 Awd Date: Spring 14 Future Cost: 0 Estimate Total: 3,687 Description: Add eastbound and westbound dual left turn lanes at the I-64 intersection. CMAQ funds \$2,925,000. Fed: 2,872 State: 718 Local: 0 Anticipated Fed Cat: C.M.A.Q. Federal Oversight	97	390	0	0	0	0	Engineering: R/W: 0 Construction: 0 FFOS: 0 Payments: 0
County: St. Louis Route: MO 141 Job No.: 6P3061 Length: 0.50 MPO: Y Fund Cat: Taking Care Of System Sec Cat: Thin Lift Overlay TIP #: 5840-13 Awd Date: 2016 Future Cost: 0 Estimate Total: 1,919 Description: Pavement improvements from Riverport Drive north to Riverport Drive south. AC-State: 1,535 State: 384 Local: 0 Anticipated Fed Cat: NHPP	0	30	30	141	0	0	Engineering: R/W: 0 Construction: 0 FFOS: 0 Payments: 0
County: St. Louis Route: MO 141 Job No.: 6P3062 Length: 1.28 MPO: Y Fund Cat: Taking Care Of System Sec Cat: Thin Lift Overlay TIP #: 5840-13 Awd Date: 2016 Future Cost: 0 Estimate Total: 8,415 Description: Pavement improvements from Rte. 370 to Rider Trail South. AC-State: 6,732 State: 1,683 Local: 0 Anticipated Fed Cat: NHPP	0	50	50	552	0	0	Engineering: R/W: 0 Construction: 0 FFOS: 0 Payments: 0

* Subject to the approval of the Transportation Improvement Plan by the governing Metropolitan Planning Organization.
 Jun-21-2013



2014-2018 Highway and Bridge Construction Schedule

Transportation Planning

P.O. Box 270
Jefferson City, MO 65102

Construction contingency applied to construction cost in the year the project is awarded. Three percent project growth factor compounded annually is applied to right-of-way and construction costs in program years 2, 3, 4, and 5. No inflation is applied to the Funding From Other Sources (FFOS) or Payments. Engineering includes PE costs, CE costs and R/W incidentals.

	STATE FISCAL YEAR PROJECT BUDGETING					
	Prior Prog.	7/2013-6/2014	7/2014-6/2015	7/2015-6/2016	7/2016-6/2017	7/2017-6/2018
County: St. Louis Route: MO 141 Job No.: 6Q3002 Length: 9.30 MPO: Y Fund Cat: Taking Care Of System Sec Cat: Systems Operations TIP #: 5846-13 ITS expansion from Rte. 340 to Rte. 370. CMAQ funds \$2,246,000. Awd Date: Summer 13 Anticipated Fed Cat: C.M.A.Q. Future Cost: 0 Estimate Total: 2,808	Engineering:	239	169	0	0	0
	R/W:	0	0	0	0	0
	Construction:	0	2,400	0	0	0
	FFOS:	0	2,246	0	0	0
	Payments:	0	0	0	0	0
County: St. Louis Route: OR 141 Job No.: 6S3007 Length: 1.22 MPO: Y Fund Cat: Taking Care Of System Sec Cat: Rehab And Reconst TIP #: 53861-13 Pavement improvements from Rte. HH to I-64 South Outer Road. Awd Date: 2015 Anticipated Fed Cat: S.T.P. Future Cost: 0 Estimate Total: 1,029	Engineering:	10	50	76	0	0
	R/W:	0	0	0	0	0
	Construction:	0	0	893	0	0
	FFOS:	0	0	0	0	0
	Payments:	0	0	0	0	0
County: St. Louis Route: MO 141 Job No.: 6U0807C Length: 0.89 MPO: Y Fund Cat: Major Projects & Emerging Needs Sec Cat: System Expansion TIP #: Add auxiliary lanes and turn lanes from Rte. 40/I-64 to St. Luke's Hospital Drive. Awd Date: Spring 14 Anticipated Fed Cat: NHPP Future Cost: 0 Estimate Total: 2,991	Engineering:	10	382	0	0	0
	R/W:	0	0	0	0	0
	Construction:	0	2,599	0	0	0
	FFOS:	0	0	0	0	0
	Payments:	0	0	0	0	0
County: St. Louis Route: IS 170 Job No.: 6I2382 Length: 6.80 MPO: Y Fund Cat: Taking Care Of System Sec Cat: Preventive Maint TIP #: 5528-12 Pavement improvements from I-270 to Rte. D. Awd Date: Spring 14 Anticipated Fed Cat: NHPP Future Cost: 0 Estimate Total: 5,668	Engineering:	260	384	0	0	0
	R/W:	0	0	0	0	0
	Construction:	0	5,024	0	0	0
	FFOS:	0	0	0	0	0
	Payments:	0	0	0	0	0
County: St. Louis Route: IS 170 Job No.: 6I3014 Length: 4.02 MPO: Y Fund Cat: Taking Care Of System Sec Cat: Rehab And Reconst TIP #: 5386D-13 Pavement and bridge improvements from Rte. D to north of I-64. Project involves bridges A2779 and A2788. Awd Date: Spring 14 Anticipated Fed Cat: NHPP Future Cost: 0 Estimate Total: 4,081	Engineering:	45	353	0	0	0
	R/W:	0	0	0	0	0
	Construction:	0	3,683	0	0	0
	FFOS:	0	0	0	0	0
	Payments:	0	0	0	0	0

* Subject to the approval of the Transportation Improvement Plan by the governing Metropolitan Planning Organization.



2014-2018 Highway and Bridge Construction Schedule

Construction contingency applied to construction cost in the year the project is awarded.
 Three percent project growth factor compounded annually is applied to right-of-way and construction costs in program years 2, 3, 4, and 5.
 No inflation is applied to the Funding From Other Sources (FFOS) or Payments.
 Engineering includes PE costs, CE costs and R/W incidentals.

		STATE FISCAL YEAR PROJECT BUDGETING					
		7/2013- 6/2014	7/2014- 6/2015	7/2015- 6/2016	7/2016- 6/2017	7/2017- 6/2018	
		Prior Prog.					
County: St. Louis	ADA/pedestrian access and pavement improvements near Rte. 67.	10	10	15	0	0	0
Route: MO 180							
Job No.: 6S3009		0	0	0	0	0	0
Length: 0.07	MPO: Y						
Fund Cat: Major Projects & Emerging Needs	AC-State: 75 State: 19 Local: 0						
Sec Cat: Enhancements	Awd Date: 2015 Anticipated Fed Cat: NHPP						
TIP #: 5708-13	Future Cost: 0 Estimate Total: 104						
County: St. Louis	Install lighting facilities at Fine Road.	20	5	9	0	0	0
Route: MO 231							
Job No.: 6P2291		0	0	0	0	0	0
Length: 0.10	MPO: Y						
Fund Cat: Safety	Fed: 69 State: 8 Local: 0						
Sec Cat: Safety	Awd Date: 2015 Anticipated Fed Cat: Safety						
TIP #: 4761K-12	Future Cost: 0 Estimate Total: 97						
County: St. Louis	Pavement improvements from Franru Lane to north of I-255.	35	5	10	41	0	0
Route: MO 231							
Job No.: 6S2431		0	0	0	0	0	0
Length: 0.97	MPO: Y						
Fund Cat: Taking Care Of System	AC-State: 427 State: 106 Local: 0						
Sec Cat: Preventive Maint	Awd Date: 2016 Anticipated Fed Cat: NHPP						
TIP #: 5527-12	Future Cost: 0 Estimate Total: 568						
County: St. Louis	Bridge improvements on Jefferson Barracks Bridge. Project involves bridge A4936.	30	22	0	0	0	0
Route: IS 255	\$150,000 IDOT funds.						
Job No.: 6I3037		0	0	0	0	0	0
Length: 0.41	MPO: Y						
Fund Cat: Taking Care Of System	Fed: 168 State: 4 Local: 150						
Sec Cat: Preventive Maint	Awd Date: Summer 13 Anticipated Fed Cat: NHPP						
TIP #: 4208B-06	Future Cost: 0 Estimate Total: 352						
County: St. Louis	Bridge improvements at the Rte. N interchange. Potential Design/Build project. Project involves bridge L0745 and A0662.	780	10	629	0	0	0
Route: IS 270							
Job No.: 6I1896		0	0	0	0	0	0
Length: 0.59	MPO: Y						
Fund Cat: Taking Care Of System	Fed: 8,031 State: 2,008 Local: 0						
Sec Cat: Rehab And Reconst	Awd Date: Summer 14 Anticipated Fed Cat: NHPP						
TIP #: 4208B-06	Future Cost: 0 Estimate Total: 10,819						

* Subject to the approval of the Transportation Improvement Plan by the governing Metropolitan Planning Organization.
 Jun-21-2013 Section 4 - 14 District St. Louis

TMA

Dollars in Thousands



2014-2018 Highway and Bridge Construction Schedule

Transportation Planning

P.O. Box 270
Jefferson City, MO 65102

Construction contingency applied to construction cost in the year the project is awarded. Three percent project growth factor compounded annually is applied to right-of-way and construction costs in program years 2, 3, 4, and 5. No inflation is applied to the Funding From Other Sources (FFOS) or Payments. Engineering includes PE costs, CE costs and R/W incidentals.

	STATE FISCAL YEAR PROJECT BUDGETING					
	Prior Prog.	7/2013-6/2014	7/2014-6/2015	7/2015-6/2016	7/2016-6/2017	7/2017-6/2018
County: St. Louis Route: IS 270 Job No.: 612233 Length: 0.10 MPO: Y Fund Cat: Taking Care Of System Sec Cat: Rehab And Reconst TIP #: 4919C-11	440	10	579	0	0	0
Bridge improvements at Rte. AC. Potential Design/Build project. Project involves bridge A0223. Fed: 7,305 State: 1,827 Local: 0 Awd Date: Summer 14 Anticipated Fed Cat: NHPP Future Cost: Estimate Total: 9,572	Engineering:	R/W:	Construction:	FFOS:	Payments:	
County: St. Louis Route: IS 270 Job No.: 612316 Length: 0.25 MPO: Y Fund Cat: Taking Care Of System Sec Cat: Rehab And Reconst TIP #: 5305B-11	100	133	0	0	0	0
Bridge improvements at Big Bend Boulevard. Project involves bridge A0964. AC-State: 1,307 State: 327 Local: 0 Awd Date: Spring 14 Anticipated Fed Cat: NHPP Future Cost: Estimate Total: 1,734	Engineering:	R/W:	Construction:	FFOS:	Payments:	
County: St. Louis Route: IS 270 Job No.: 613013 Length: 6.86 MPO: Y Fund Cat: Taking Care Of System Sec Cat: Preventive Maint TIP #: 5709-13	10	70	345	0	0	0
Pavement improvements from I-70 to I-170. AC-State: 3,682 State: 410 Local: 0 Awd Date: 2015 Anticipated Fed Cat: NHPP Future Cost: Estimate Total: 4,102	Engineering:	R/W:	Construction:	FFOS:	Payments:	
County: St. Louis Route: IS 270 Job No.: 613064 Length: 0.43 MPO: Y Fund Cat: Taking Care Of System Sec Cat: Rehab And Reconst TIP #:	0	10	10	34	0	0
Culvert repair and clean out at Bellefontaine Road interchange. Project involves bridge J0513. AC-State: 379 State: 42 Local: 0 Awd Date: 2016 Anticipated Fed Cat: NHPP Future Cost: Estimate Total: 421	Engineering:	R/W:	Construction:	FFOS:	Payments:	
County: St. Louis Route: IS 270 Job No.: 613065 Length: 0.43 MPO: Y Fund Cat: Taking Care Of System Sec Cat: Rehab And Reconst TIP #:	0	30	30	99	0	0
Bridge deck rehab at Bellefontaine Road interchange. Project involves bridge A0241. AC-State: 1,099 State: 122 Local: 0 Awd Date: 2016 Anticipated Fed Cat: NHPP Future Cost: Estimate Total: 1,221	Engineering:	R/W:	Construction:	FFOS:	Payments:	



2014-2018 Highway and Bridge Construction Schedule

Construction contingency applied to construction cost in the year the project is awarded.
 Three percent project growth factor compounded annually is applied to right-of-way and construction costs in program years 2, 3, 4, and 5.
 No inflation is applied to the Funding From Other Sources (FFOS) or Payments.
 Engineering includes PE costs, CE costs and R/W incidentals.

		STATE FISCAL YEAR PROJECT BUDGETING					
		Prior Prog.	7/2013-6/2014	7/2014-6/2015	7/2015-6/2016	7/2016-6/2017	7/2017-6/2018
County: St. Louis	Intersection improvements at the entrance ramp from Dunn Road to westbound I-270 west of Bellefontaine Road.	160	80	0	0	0	0
Route: OR 270							
Job No.: 6P2376		40	0	0	0	0	0
Length: 0.12	MPO: Y						
Fund Cat: Major Projects & Emerging Needs	AC-State: 933 State: 233 Local: 0						
Sec Cat: System Expansion	Awd Date: Spring 14 Anticipated Fed Cat: S.T.P. Federal Oversight						
TIP #: 5514-14	Future Cost: 0 Estimate Total: 1,366						
Engineering:							
R/W:							
Construction:							
FFOS:							
Payments:							
County: St. Louis	Pavement improvements from St. Louis City limits to the Jefferson County line.	100	80	80	360	0	0
Route: MO 30							
Job No.: 6S1870		0	0	0	0	0	0
Length: 10.01	MPO: Y						
Fund Cat: Taking Care Of System	AC-State: 4,375 State: 1,094 Local: 0						
Sec Cat: Preventive Maint	Awd Date: 2016 Anticipated Fed Cat: NHPP						
TIP #: 5386G-13	Future Cost: 0 Estimate Total: 5,569						
Engineering:							
R/W:							
Construction:							
FFOS:							
Payments:							
County: St. Louis	Pavement improvements from Rte. 67 to east of Dielman Road.	63	64	0	0	0	0
Route: MO 340							
Job No.: 6P2422		0	0	0	0	0	0
Length: 1.74	MPO: Y						
Fund Cat: Taking Care Of System	AC-State: 686 State: 172 Local: 0						
Sec Cat: Rehab And Reconst	Awd Date: Winter 14 Anticipated Fed Cat: NHPP						
TIP #: 5509-14	Future Cost: 0 Estimate Total: 921						
Engineering:							
R/W:							
Construction:							
FFOS:							
Payments:							
County: St. Louis	Pavement improvements from Ballias Road to Rte. 67 (Lindbergh Boulevard).	60	121	391	0	0	0
Route: MO 340							
Job No.: 6S1872		0	0	0	0	0	0
Length: 2.08	MPO: Y						
Fund Cat: Taking Care Of System	AC-State: 3,586 State: 896 Local: 0						
Sec Cat: Rehab And Reconst	Awd Date: 2015 Anticipated Fed Cat: NHPP						
TIP #: 5306A-11	Future Cost: 0 Estimate Total: 4,542						
Engineering:							
R/W:							
Construction:							
FFOS:							
Payments:							
County: St. Louis	Pavement improvements from I-170 to Ferguson Avenue.	78	87	0	0	0	0
Route: MO 340							
Job No.: 6S2426		0	0	0	0	0	0
Length: 3.04	MPO: Y						
Fund Cat: Taking Care Of System	AC-State: 968 State: 242 Local: 0						
Sec Cat: Preventive Maint	Awd Date: Winter 14 Anticipated Fed Cat: NHPP						
TIP #: 5510-14	Future Cost: 0 Estimate Total: 1,288						
Engineering:							
R/W:							
Construction:							
FFOS:							
Payments:							

* Subject to the approval of the Transportation Improvement Plan by the governing Metropolitan Planning Organization.
 Jun-21-2013 Section 4 - 16 District St. Louis

TMA

Dollars in Thousands



2014-2018 Highway and Bridge Construction Schedule

Transportation Planning

P.O. Box 270
Jefferson City, MO 65102

Construction contingency applied to construction cost in the year the project is awarded. Three percent project growth factor compounded annually is applied to right-of-way and construction costs in program years 2, 3, 4, and 5. No inflation is applied to the Funding From Other Sources (FFOS) or Payments. Engineering includes PE costs, CE costs and R/W incidentals.

	STATE FISCAL YEAR PROJECT BUDGETING						
	Prior Prog.	7/2013-6/2014	7/2014-6/2015	7/2015-6/2016	7/2016-6/2017	7/2017-6/2018	
County: St. Louis Route: MO 340 Job No.: 6S3014 Length: 0.62 MPO: Y Fund Cat: Taking Care Of System Sec Cat: Systems Operations TIP #: 5841-13 Awd Date: Summer 14 Future Cost: 0 Estimate Total: 760 Fed: 565 State: 141 Local: 0 C.M.A.Q.:	54	1	45	0	0	0	Engineering: R/W: Construction: FFOS: Payments:
County: St. Louis Route: MO 340 Job No.: 6S3059 Length: 0.20 MPO: Y Fund Cat: Taking Care Of System Sec Cat: Systems Operations TIP #:	0	1	20	36	0	0	Engineering: R/W: Construction: FFOS: Payments:
County: St. Louis Route: MO 364 Job No.: 6P3002 Length: 0.52 MPO: Y Fund Cat: Taking Care Of System Sec Cat: Rehab And Reconst TIP #: 5548D-12 Awd Date: 2015 Future Cost: 0 Estimate Total: 2,425 AC-State: 1,809 State: 452 Local: 0 NHPP	164	10	150	0	0	0	Engineering: R/W: Construction: FFOS: Payments:
County: St. Louis Route: MO 366 Job No.: 6S2427 Length: 2.72 MPO: Y Fund Cat: Taking Care Of System Sec Cat: Preventive Maint TIP #: 5511-14 Awd Date: Fall 13 Future Cost: 0 Estimate Total: 1,754 AC-State: 1,317 State: 330 Local: 0 NHPP	107	124	0	0	0	0	Engineering: R/W: Construction: FFOS: Payments:
County: St. Louis Route: MO 370 Job No.: 6P2367E Length: 2.09 MPO: Y Fund Cat: Major Projects & Emerging Needs Sec Cat: Systems Operations TIP #: 5382E-13 Awd Date: Winter 14 Future Cost: 0 Estimate Total: 223 AC-State: 163 State: 40 Local: 0 NHPP	20	12	0	0	0	0	Engineering: R/W: Construction: FFOS: Payments:

* Subject to the approval of the Transportation Improvement Plan by the governing Metropolitan Planning Organization.



2014-2018 Highway and Bridge Construction Schedule

Construction contingency applied to construction cost in the year the project is awarded.
 Three percent project growth factor compounded annually is applied to right-of-way and construction costs in program years 2, 3, 4, and 5.
 No inflation is applied to the Funding From Other Sources (FFOS) or Payments.
 Engineering includes PE costs, CE costs and R/W incidentals.

		STATE FISCAL YEAR PROJECT BUDGETING					
		7/2013- 6/2014	7/2014- 6/2015	7/2015- 6/2016	7/2016- 6/2017	7/2017- 6/2018	Prior Prog.
County: St. Louis	Improvements on eastbound and westbound bridges over the Meramec River. \$124,000 from 2004 Interstate Maintenance Discretionary funds. Project involves bridges A2643 and L623R1.	50	214	0	0	0	750
Route: IS 44							
Job No.: 611891		0	0	0	0	0	0
Length: 0.10	MPO: Y	0	2,019	0	0	0	0
Fund Cat: Statewide Interstate And Major Bridge	Fed: 1,827 State: 456 Local: 0	0	0	124	0	0	0
Sec Cat: Rehab And Reconst	Awd Date: Fall 14 Anticipated Fed Cat: NHPP	0	0	0	0	0	0
TIP #: 5305K-11	Future Cost: 0 Estimate Total: 3,033	0	0	0	0	0	0
County: St. Louis	Bridge painting and maintenance improvements at four locations from Miraz overpass to Rte. 141. Project involves bridges A3638, A3856, A0775 and A3998.	180	0	0	0	0	155
Route: IS 44							
Job No.: 612168		0	0	0	0	0	0
Length: 2.42	MPO: Y	0	2,526	0	0	0	0
Fund Cat: Taking Care Of System	AC-State: 2,435 State: 271 Local: 0	0	0	0	0	0	0
Sec Cat: Preventive Maint	Awd Date: Winter 14 Anticipated Fed Cat: NHPP	0	0	0	0	0	0
TIP #: 4420A-10	Future Cost: 0 Estimate Total: 2,861	0	0	0	0	0	0
County: St. Louis	Pavement improvements from west of I-270 to west of Bowles Avenue.	45	114	0	0	0	40
Route: IS 44							
Job No.: 612417		0	0	0	0	0	0
Length: 3.09	MPO: Y	0	1,368	0	0	0	0
Fund Cat: Taking Care Of System	AC-State: 1,374 State: 153 Local: 0	0	0	0	0	0	0
Sec Cat: Preventive Maint	Awd Date: 2015 Anticipated Fed Cat: NHPP	0	0	0	0	0	0
TIP #: 5539-12	Future Cost: 0 Estimate Total: 1,567	0	0	0	0	0	0
County: St. Louis	Construct flyover ramp from southbound Rte. 141 to eastbound I-44. Potential Design/Build project.	51	30	653	0	0	850
Route: IS 44							
Job No.: 612423		0	0	0	0	0	0
Length: 0.41	MPO: Y	0	0	10,552	0	0	0
Fund Cat: Major Projects & Emerging Needs	AC-State: 9,030 State: 2,256 Local: 0	0	0	0	0	0	0
Sec Cat: Systems Operations	Awd Date: 2016 Anticipated Fed Cat: NHPP	0	0	0	0	0	0
TIP #: 5536-12	Future Cost: 0 Estimate Total: 12,136	0	0	0	0	0	0
County: St. Louis	Repair slide near Rock Hill Road.	40	47	0	0	0	20
Route: IS 44							
Job No.: 613015		0	0	0	0	0	0
Length: 0.10	MPO: Y	0	733	0	0	0	0
Fund Cat: Major Projects & Emerging Needs	AC-State: 656 State: 164 Local: 0	0	0	0	0	0	0
Sec Cat: System Expansion	Awd Date: Summer 14 Anticipated Fed Cat: NHPP	0	0	0	0	0	0
TIP #: 5711-13	Future Cost: 0 Estimate Total: 840	0	0	0	0	0	0

* Subject to the approval of the Transportation Improvement Plan by the governing Metropolitan Planning Organization.
 Jun-21-2013 Section 4 - 18 District St. Louis

TMA

Dollars in Thousands



2014-2018 Highway and Bridge Construction Schedule

Transportation Planning

P.O. Box 270
Jefferson City, MO 65102

Construction contingency applied to construction cost in the year the project is awarded. Three percent project growth factor compounded annually is applied to right-of-way and construction costs in program years 2, 3, 4, and 5. No inflation is applied to the Funding From Other Sources (FFOS) or Payments. Engineering includes PE costs, CE costs and R/W incidentals.

		STATE FISCAL YEAR PROJECT BUDGETING					
		Prior Prog.	7/2013-6/2014	7/2014-6/2015	7/2015-6/2016	7/2016-6/2017	7/2017-6/2018
County: St. Louis	Interchange improvements from northbound 141 to westbound I-44. Potential Design/Build project.	Engineering:	200	95	246	0	0
Route: IS 44		R/W:	0	0	0	0	0
Job No.: 613019		Construction:	0	0	3,787	0	0
Length: 0.41	MPO: Y	FFOS:	0	0	0	0	0
Fund Cat: Major Projects & Emerging Needs	AC-State: 3,463 State: 865 Local: 0	Payments:	0	0	0	0	0
Sec Cat: System Expansion	Awd Date: 2016 Anticipated Fed Cat: NHPP						
TIP #: 5712-13	Future Cost: 4,348						
County: St. Louis	Pavement and bridge improvements from Murdoch Avenue to Hampton Avenue. Project involves bridges A2368, A2318, A2394, A1739 and A1733.	Engineering:	750	4,050	0	0	0
Route: IS 44		R/W:	0	0	0	0	0
Job No.: 613034B		Construction:	0	31,518	0	0	0
Length: 3.30	MPO: Y	FFOS:	0	0	0	0	0
Fund Cat: Taking Care Of System	AC-State: 32,686 State: 3,632 Local: 0	Payments:	0	0	0	0	0
Sec Cat: Rehab And Reconst	Awd Date: 2015 Anticipated Fed Cat: NHPP						
TIP #: 5713-13	Future Cost: 36,318						
County: St. Louis	Removal of the remainder of the bridge over the Meramec River. Project involves bridge J0421.	Engineering:	1	1	10	31	0
Route: OR 44		R/W:	0	0	0	0	0
Job No.: 6P2306B		Construction:	0	0	0	334	0
Length: 0.10	MPO: Y	FFOS:	0	0	0	0	0
Fund Cat: Statewide Interstate And Major Bridge	Fed: 302 State: 75 Local: 0	Payments:	0	0	0	0	0
Sec Cat: Rehab And Reconst	Awd Date: 2017 Anticipated Fed Cat: NHPP						
TIP #: 5713-13	Future Cost: 378						
County: St. Louis	Pavement improvements on Antire Road near Eureka.	Engineering:	40	0	0	0	0
Route: OR 44		R/W:	0	0	0	0	0
Job No.: 6P2313		Construction:	0	513	0	0	0
Length: 0.82	MPO: Y	FFOS:	0	0	0	0	0
Fund Cat: Taking Care Of System	AC-State: 442 State: 111 Local: 0	Payments:	0	0	0	0	0
Sec Cat: Low Type Resurfacing	Awd Date: Winter 14 Anticipated Fed Cat: S.T.P.						
TIP #: 5306E-11	Future Cost: 653						
County: St. Louis	ITS operation and expansion from Allenton Road/Six Flags exit to Rte. 50.	Engineering:	380	205	0	0	0
Route: IS 44		R/W:	0	0	0	0	0
Job No.: 6Q2039		Construction:	0	2,890	0	0	0
Length: 14.43	MPO: Y	FFOS:	0	0	0	0	0
Fund Cat: Taking Care Of System	AC-State: 2,476 State: 619 Local: 0	Payments:	0	0	0	0	0
Sec Cat: Systems Operations	Awd Date: Spring 14 Anticipated Fed Cat: NHPP						
TIP #: 4762-11	Future Cost: 3,475						

* Subject to the approval of the Transportation Improvement Plan by the governing Metropolitan Planning Organization.



2014-2018 Highway and Bridge Construction Schedule

Construction contingency applied to construction cost in the year the project is awarded.
 Three percent project growth factor compounded annually is applied to right-of-way and construction costs in program years 2, 3, 4, and 5.
 No inflation is applied to the Funding From Other Sources (FFOS) or Payments.
 Engineering includes PE costs, CE costs and R/W incidentals.

		STATE FISCAL YEAR PROJECT BUDGETING					
		7/2013- 6/2014	7/2014- 6/2015	7/2015- 6/2016	7/2016- 6/2017	7/2017- 6/2018	
		Prior Prog.					
County: St. Louis	Add dual left turn lanes at the Rte. 100 intersection. CMAQ funds \$278,000.	26	0	0	0	0	Engineering:
Route: US 61							R/W:
Job No.: 6S3015		0	0	0	0	0	Construction:
Length: 0.35	MPO: Y	0	329	0	0	0	FFOS:
Fund Cat: Taking Care Of System	Fed: 285 State: 72 Local: 0	0	278	0	0	0	Payments:
Sec Cat: Systems Operations	Awd Date: Spring 14 Anticipated Fed Cat: C.M.A.Q.	0	0	0	0	0	
TIP #: 5843-13	Future Cost: 0 Estimate Total: 383						
County: St. Louis	Pavement improvements from Rte. 340 to Rte. JJ. To be let in required combination with 612434.	110	0	0	0	0	Engineering:
Route: IS 64							R/W:
Job No.: 612381		0	0	0	0	0	Construction:
Length: 6.36	MPO: Y	0	4,678	0	0	0	FFOS:
Fund Cat: Statewide Interstate And Major Bridge	AC-State: 4,668 State: 519 Local: 0	0	0	0	0	0	Payments:
Sec Cat: Preventive Maint	Awd Date: Spring 14 Anticipated Fed Cat: NHPP Federal Oversight	0	0	0	0	0	
TIP #: 5538-12	Future Cost: 0 Estimate Total: 5,297						
County: St. Louis	Capacity improvements from Rte. 340 to I-270. To be let in required combination with 612381.	1,740	1,685	0	0	0	Engineering:
Route: IS 64							R/W:
Job No.: 612434		0	0	0	0	0	Construction:
Length: 6.11	MPO: Y	0	24,136	0	0	0	FFOS:
Fund Cat: Major Projects & Emerging Needs	AC-State: 20,657 State: 5,164 Local: 0	0	0	0	0	0	Payments:
Sec Cat: Systems Operations	Awd Date: Spring 14 Anticipated Fed Cat: NHPP Federal Oversight	0	0	0	0	0	
TIP #: 5310-11	Future Cost: 0 Estimate Total: 27,561						
County: St. Louis	Install travel time detection devices at I-170 and I-270 interchanges. CMAQ funds \$250,000.	23	19	0	0	0	Engineering:
Route: IS 64							R/W:
Job No.: 613023		0	0	0	0	0	Construction:
Length: 0.41	MPO: Y	0	269	0	0	0	FFOS:
Fund Cat: Taking Care Of System	Fed: 230 State: 58 Local: 0	0	250	0	0	0	Payments:
Sec Cat: Systems Operations	Awd Date: Summer 13 Anticipated Fed Cat: C.M.A.Q.	0	0	0	0	0	
TIP #: 5848-13	Future Cost: 0 Estimate Total: 311						
County: St. Louis	Right of way for interchange and bridge improvements at Chesterfield Parkway West. Economic Development project for capacity improvement for RGA development. Project involves bridge A4155. Economic Development \$4,000,000. SL District \$1,000,000.	5	30	0	0	0	Engineering:
Route: IS 64							R/W:
Job No.: 613056		0	100	0	0	0	Construction:
Length: 0.20	MPO: Y	0	0	0	0	0	FFOS:
Fund Cat: Major Projects & Emerging Needs	AC-State: 104 State: 26 Local: 0	0	0	0	0	0	Payments:
Sec Cat: Rehab And Reconst	Awd Date: Future Anticipated Fed Cat: S.T.P.	0	0	0	0	0	
TIP #: 5848-13	Future Cost: 2,001 - 5,000 Estimate Total: 135						

* Subject to the approval of the Transportation Improvement Plan by the governing Metropolitan Planning Organization.
 Jun-21-2013 Section 4 - 20 District St. Louis

TMA

Dollars in Thousands



2014-2018 Highway and Bridge Construction Schedule

Transportation Planning

P.O. Box 270
Jefferson City, MO 65102

Construction contingency applied to construction cost in the year the project is awarded. Three percent project growth factor compounded annually is applied to right-of-way and construction costs in program years 2, 3, 4, and 5. No inflation is applied to the Funding From Other Sources (FFOS) or Payments. Engineering includes PE costs, CE costs and R/W incidentals.

		STATE FISCAL YEAR PROJECT BUDGETING					
		Prior Prog.	7/2013-6/2014	7/2014-6/2015	7/2015-6/2016	7/2016-6/2017	7/2017-6/2018
County: St. Louis	Construct new Boone Bridge and improve capacity from Rte. 94 to Spirit of St. Louis Boulevard. Design/Build project. Project involves bridge J1000.	Engineering: 6,355	0	0	0	0	0
Route: IS 64		R/W: 1,300	0	0	0	0	0
Job No.: 6P1436		Construction: 73,726	49,234	0	0	0	0
Length: 3.71	MPO: Y	FFOS: 0	0	0	0	0	0
Fund Cat: Statewide Interstate And Major Bridge	AC-State: 39,387 State: 9,847 Local: 0	Payments: 0	0	0	0	0	0
Sec Cat: Rehab And Reconst	Awd Date: 2013 Anticipated Fed Cat: NHPP						
TIP #: 4774-08	Future Cost: 0 Estimate Total: 130,615						
County: St. Louis	Pavement improvements from Elm Grove to Norfolk Southern Railroad.	Engineering: 685	10	67	0	0	0
Route: US 67		R/W: 0	0	0	0	0	0
Job No.: 6S1957		Construction: 0	0	857	0	0	0
Length: 2.00	MPO: Y	FFOS: 0	0	0	0	0	0
Fund Cat: Taking Care Of System	AC-State: 748 State: 186 Local: 0	Payments: 0	0	0	0	0	0
Sec Cat: Preventive Maint	Awd Date: 2015 Anticipated Fed Cat: NHPP						
TIP #: 44120-12	Future Cost: 0 Estimate Total: 1,619						
County: St. Louis	Bridge improvements at the I-170 interchange. Project involves bridges A2999, A3000, A3001, A3002, A3003, A3004, A3005, A3006, A3007, A3008 and A3009.	Engineering: 280	30	100	372	0	0
Route: IS 70		R/W: 0	0	0	0	0	0
Job No.: 6I2104		Construction: 0	0	0	5,284	0	0
Length: 0.75	MPO: Y	FFOS: 0	0	0	0	0	0
Fund Cat: Taking Care Of System	Fed: 4,629 State: 1,157 Local: 0	Payments: 0	0	0	0	0	0
Sec Cat: Rehab And Reconst	Awd Date: 2016 Anticipated Fed Cat: NHPP						
TIP #: 4414G-12	Future Cost: 0 Estimate Total: 6,066						
County: St. Louis	Bridge improvements at the I-270 directional interchanges. Project involves bridges A3749, A3750, A3752, A3753, A3743, A3744, A3746, A3747, A0180N, A0180S, A3745, A3748, A3765, A3729 and A3787.	Engineering: 820	350	654	0	0	0
Route: IS 70		R/W: 0	0	0	0	0	0
Job No.: 6I2232		Construction: 0	0	8,309	0	0	0
Length: 3.51	MPO: Y	FFOS: 0	0	0	0	0	0
Fund Cat: Statewide Interstate And Major Bridge	AC-State: 8,382 State: 931 Local: 0	Payments: 0	0	0	0	0	0
Sec Cat: Rehab And Reconst	Awd Date: Fall 14 Anticipated Fed Cat: NHPP						
TIP #: 4919D-13	Future Cost: 0 Estimate Total: 10,133						
County: St. Louis	Pavement improvements from Fee Fee Road to east of I-170.	Engineering: 155	75	227	0	0	0
Route: IS 70		R/W: 0	0	0	0	0	0
Job No.: 6I2383		Construction: 0	0	2,622	0	0	0
Length: 4.23	MPO: Y	FFOS: 0	0	0	0	0	0
Fund Cat: Statewide Interstate And Major Bridge	AC-State: 2,631 State: 293 Local: 0	Payments: 0	0	0	0	0	0
Sec Cat: Preventive Maint	Awd Date: 2015 Anticipated Fed Cat: NHPP						
TIP #: 5540-12	Future Cost: 0 Estimate Total: 3,079						

* Subject to the approval of the Transportation Improvement Plan by the governing Metropolitan Planning Organization.



2014-2018 Highway and Bridge Construction Schedule

Construction contingency applied to construction cost in the year the project is awarded.
 Three percent project growth factor compounded annually is applied to right-of-way and construction costs in program years 2, 3, 4, and 5.
 No inflation is applied to the Funding From Other Sources (FFOS) or Payments.
 Engineering includes PE costs, CE costs and R/W incidentals.

County: Route: Job No.: Length: Fund Cat: Sec Cat: TIP #:	St. Louis RT D 6S3006 3.26 Taking Care Of System Preventive Maint 5386E-13	Pavement improvements from Rte. 67 to I-170. AC-State: 924 State: 232 Local: 0 MPO: Y NHPHP 2015 Anticipated Fed Cat: Future Cost: 0 Estimate Total: 1,166	STATE FISCAL YEAR PROJECT BUDGETING					
			Prior Prog.	7/2013- 6/2014	7/2014- 6/2015	7/2015- 6/2016	7/2016- 6/2017	7/2017- 6/2018
Engineering:			10	10	118	0	0	0
R/W:			0	0	0	0	0	0
Construction:			0	0	1,028	0	0	0
FFOS:			0	0	0	0	0	0
Payments:			0	0	0	0	0	0
Engineering:			10	10	263	0	0	0
R/W:			0	0	0	0	0	0
Construction:			0	0	1,839	0	0	0
FFOS:			0	0	0	0	0	0
Payments:			0	0	0	0	0	0
Engineering:			0	9	0	0	0	0
R/W:			0	0	0	0	0	0
Construction:			0	105	0	0	0	0
FFOS:			0	0	0	0	0	0
Payments:			0	0	0	0	0	0
Engineering:			160	5	40	40	93	0
R/W:			0	0	0	0	0	0
Construction:			0	0	0	0	1,393	0
FFOS:			0	0	0	0	0	0
Payments:			0	0	0	0	0	0
Engineering:			55	49	0	0	0	0
R/W:			0	0	0	0	0	0
Construction:			0	562	0	0	0	0
FFOS:			0	0	0	0	0	0
Payments:			0	0	0	0	0	0
Engineering:			0	0	0	0	0	0
R/W:			0	0	0	0	0	0
Construction:			0	0	0	0	0	0
FFOS:			0	0	0	0	0	0
Payments:			0	0	0	0	0	0
County: Route: Job No.: Length: Fund Cat: Sec Cat: TIP #:	St. Louis RT N 6S2179 0.40 Taking Care Of System Systems Operations 4421G-10	Signal, lighting and ADA facilities improvements on Rte. N at Evans Lane and Albert Powell; Rte. AC at Rte. U, Pohlman Road, and Old Halls Ferry Road; Rte. 67 at Old 180. AC-State: 1,256 State: 315 Local: 0 MPO: Y S.T.P. 2017 Anticipated Fed Cat: Future Cost: 0 Estimate Total: 1,731						
Engineering:			0	0	0	0	0	0
R/W:			0	0	0	0	0	0
Construction:			0	0	0	0	0	0
FFOS:			0	0	0	0	0	0
Payments:			0	0	0	0	0	0
County: Route: Job No.: Length: Fund Cat: Sec Cat: TIP #:	St. Louis RT U 6S2432 2.29 Taking Care Of System Preventive Maint 5516-14	Pavement improvements from West Florissant Avenue to Woodrow Avenue. AC-State: 489 State: 122 Local: 0 MPO: Y Winter 14 Anticipated Fed Cat: Future Cost: 0 Estimate Total: 666						
Engineering:			0	0	0	0	0	0
R/W:			0	0	0	0	0	0
Construction:			0	0	0	0	0	0
FFOS:			0	0	0	0	0	0
Payments:			0	0	0	0	0	0

* Subject to the approval of the Transportation Improvement Plan by the governing Metropolitan Planning Organization.
 Jun-21-2013 Section 4 - 22 District St. Louis TMA Dollars in Thousands



2014-2018 Highway and Bridge Construction Schedule

Transportation Planning

P.O. Box 270
Jefferson City, MO 65102

Construction contingency applied to construction cost in the year the project is awarded. Three percent project growth factor compounded annually is applied to right-of-way and construction costs in program years 2, 3, 4, and 5. No inflation is applied to the Funding From Other Sources (FFOS) or Payments. Engineering includes PE costs, CE costs and R/W incidentals.

	STATE FISCAL YEAR PROJECT BUDGETING					
	Prior Prog.	7/2013-6/2014	7/2014-6/2015	7/2015-6/2016	7/2016-6/2017	7/2017-6/2018
County: St. Louis Route: Various Job No.: 612415B Length: 0.00 MPO: Y Fund Cat: Major Projects & Emerging Needs Sec Cat: Systems Operations Awd Date: 2016 Anticipated Fed Cat: S.T.P. AC-State: 9,241 State: 2,310 Local: 0 TIP #: 5517B-13 Future Cost: 0 Estimate Total: 11,581	30	10	10	710	0	0
Engineering:						
R/W:						
Construction:				10,821		
FFOS:						
Payments:						
County: St. Louis Route: Various Job No.: 6S3017 Length: 0.00 MPO: Y Fund Cat: Taking Care Of System Sec Cat: Systems Operations Awd Date: Summer 13 Anticipated Fed Cat: C.M.A.Q. Fed: 873 State: 218 Local: 0 TIP #: 5834-13 Future Cost: 0 Estimate Total: 1,182	91	71	0	0	0	0
Engineering:						
R/W:						
Construction:				1,020		
FFOS:				946		
Payments:						
County: St. Louis City Route: MO 100 Job No.: 6S1823 Length: 2.75 MPO: Y Fund Cat: Taking Care Of System Sec Cat: Preventive Maint Awd Date: 2015 Anticipated Fed Cat: S.T.P. AC-State: 954 State: 239 Local: 0 TIP #: 4186L-09 Future Cost: 0 Estimate Total: 1,198	5	20	110	0	0	0
Engineering:						
R/W:						
Construction:				1,063		
FFOS:						
Payments:						
County: St. Louis City Route: MO 115 Job No.: 6S3016 Length: 1.24 MPO: Y Fund Cat: Taking Care Of System Sec Cat: Systems Operations Awd Date: Winter 14 Anticipated Fed Cat: C.M.A.Q. Fed: 1,312 State: 328 Local: 0 TIP #: 5850-13 Future Cost: 0 Estimate Total: 1,776	136	198	0	0	0	0
Engineering:						
R/W:						
Construction:				1,442		
FFOS:				1,307		
Payments:						
County: St. Louis City Route: MO 180 Job No.: 6S3043 Length: 3.93 MPO: Y Fund Cat: Taking Care Of System Sec Cat: Rehab And Reconst Awd Date: Spring 14 Anticipated Fed Cat: S.T.P. AC-State: 500 State: 126 Local: 0 TIP #: 5850-13 Future Cost: 0 Estimate Total: 626	0	67	0	0	0	0
Engineering:						
R/W:						
Construction:				559		
FFOS:				447		
Payments:						

* Subject to the approval of the Transportation Improvement Plan by the governing Metropolitan Planning Organization.



2014-2018 Highway and Bridge Construction Schedule

Construction contingency applied to construction cost in the year the project is awarded.
 Three percent project growth factor compounded annually is applied to right-of-way and construction costs in program years 2, 3, 4, and 5.
 No inflation is applied to the Funding From Other Sources (FFOS) or Payments.
 Engineering includes PE costs, CE costs and R/W incidentals.

		STATE FISCAL YEAR PROJECT BUDGETING					
		7/2013- 6/2014	7/2014- 6/2015	7/2015- 6/2016	7/2016- 6/2017	7/2017- 6/2018	
		Prior Prog.					
County: St. Louis City	Signal, lighting and ADA facilities improvements at Morganford Road and Kingshighway Boulevard.	75	40	100	0	0	Engineering:
Route: MO 30							R/W:
Job No.: 6P2289		0	0	0	0	0	Construction:
Length: 0.20	MPO: Y	0	0	1,057	0	0	FFOS:
Fund Cat: Safety	Awd Date: Fall 14	0	0	0	0	0	Payments:
Sec Cat: Safety	Anticipated Fed Cat: Safety	0	0	0	0	0	
TIP #: 4761H-12	Future Cost: 0	0	0	0	0	0	
	Estimate Total: 1,272						
County: St. Louis City	Signal, lighting and ADA facilities improvements at Arsenal Avenue and Chippewa Boulevard.	75	20	64	0	0	Engineering:
Route: MO 30							R/W:
Job No.: 6P2290		0	0	0	0	0	Construction:
Length: 0.20	MPO: Y	0	0	663	0	0	FFOS:
Fund Cat: Safety	Awd Date: Fall 14	0	0	0	0	0	Payments:
Sec Cat: Safety	Anticipated Fed Cat: Safety	0	0	0	0	0	
TIP #: 4761I-12	Future Cost: 0	0	0	0	0	0	
	Estimate Total: 822						
County: St. Louis City	Pavement improvements from St. Louis City limits to I-55.	126	50	75	393	0	Engineering:
Route: MO 30							R/W:
Job No.: 6P2365		0	0	0	0	0	Construction:
Length: 5.69	MPO: Y	0	0	0	5,995	0	FFOS:
Fund Cat: Taking Care Of System	Awd Date: 2016	0	0	0	0	0	Payments:
Sec Cat: Preventive Maint	Anticipated Fed Cat: NHPP	0	0	0	0	0	
TIP #: 5381-13	Future Cost: 0	0	0	0	0	0	
	Estimate Total: 6,639						
County: St. Louis City	Bridge improvements at Grand Avenue over I-44. Project involves bridge A2279.	5	225	300	813	0	Engineering:
Route: IS 44							R/W:
Job No.: 613030		0	0	0	0	0	Construction:
Length: 0.15	MPO: Y	0	0	0	9,090	0	FFOS:
Fund Cat: Taking Care Of System	Awd Date: 2016	0	0	0	0	0	Payments:
Sec Cat: Rehab And Reconst	Anticipated Fed Cat: NHPP	0	0	0	0	0	
TIP #: 5381-13	Future Cost: 0	0	0	0	0	0	
	Estimate Total: 10,433						
County: St. Louis City	Rehabilitate bridges at the I-44/I-55 interchange. Project involves bridges A1542, A1536, A1092, A1535, and A1093.	5	100	160	380	0	Engineering:
Route: IS 44							R/W:
Job No.: 613031		0	0	0	0	0	Construction:
Length: 0.61	MPO: Y	0	0	0	4,328	0	FFOS:
Fund Cat: Taking Care Of System	Awd Date: 2016	0	0	0	0	0	Payments:
Sec Cat: Rehab And Reconst	Anticipated Fed Cat: NHPP	0	0	0	0	0	
TIP #: 5381-13	Future Cost: 0	0	0	0	0	0	
	Estimate Total: 4,973						

* Subject to the approval of the Transportation Improvement Plan by the governing Metropolitan Planning Organization.
 Jun-21-2013 Section 4 - 24 District St. Louis

TMA

Dollars in Thousands



2014-2018 Highway and Bridge Construction Schedule

Transportation Planning

P.O. Box 270
Jefferson City, MO 65102

Construction contingency applied to construction cost in the year the project is awarded. Three percent project growth factor compounded annually is applied to right-of-way and construction costs in program years 2, 3, 4, and 5. No inflation is applied to the Funding From Other Sources (FFOS) or Payments. Engineering includes PE costs, CE costs and R/W incidentals.

	STATE FISCAL YEAR PROJECT BUDGETING					
	Prior Prog.	7/2013-6/2014	7/2014-6/2015	7/2015-6/2016	7/2016-6/2017	7/2017-6/2018
County: St. Louis City Route: IS 44 Job No.: 613032 Length: 0.50 MPO: Y Fund Cat: Taking Care Of System Sec Cat: Rehab And Reconst Awd Date: 2016 Anticipated Fed Cat: NHPP AC-State: 1,687 State: 422 Local: 0 TIP #: Future Cost: 0 Estimate Total: 2,114	5	25	75	169	0	0
Engineering:						
R/W:						
Construction:				1,840		
FFOS:						
Payments:						
County: St. Louis City Route: IS 55 Job No.: 612125 Length: 4.40 MPO: Y Fund Cat: Statewide Interstate And Major Bridge Sec Cat: Preventive Maint Awd Date: Winter 14 Anticipated Fed Cat: NHPP AC-State: 2,062 State: 230 Local: 0 TIP #: 44111-11 Future Cost: 0 Estimate Total: 2,522	230	185	0	0	0	0
Engineering:						
R/W:						
Construction:						
FFOS:						
Payments:						
County: St. Louis City Route: IS 55 Job No.: 613017 Length: 3.13 MPO: Y Fund Cat: Statewide Interstate And Major Bridge Sec Cat: Rehab And Reconst Awd Date: 2016 Anticipated Fed Cat: NHPP AC-State: 5,038 State: 561 Local: 0 TIP #: Future Cost: 0 Estimate Total: 5,624	25	25	75	367	0	0
Engineering:						
R/W:						
Construction:						
FFOS:						
Payments:						
County: St. Louis City Route: IS 55 Job No.: 613025 Length: 0.21 MPO: Y Fund Cat: Taking Care Of System Sec Cat: Systems Operations Awd Date: 2016 Anticipated Fed Cat: NHPP AC-State: 2,501 State: 0 Local: 0 TIP #: Future Cost: 0 Estimate Total: 12,511	5	5	5	635	0	0
Engineering:						
R/W:						
Construction:						
FFOS:						
Payments:						
County: St. Louis City Route: IS 55 Job No.: 613026 Length: 0.21 MPO: Y Fund Cat: Statewide Interstate And Major Bridge Sec Cat: Rehab And Reconst Awd Date: 2016 Anticipated Fed Cat: NHPP AC-State: 11,848 State: 2,962 Local: 0 TIP #: Future Cost: 0 Estimate Total: 14,815	5	5	5	775	0	0
Engineering:						
R/W:						
Construction:						
FFOS:						
Payments:						

* Subject to the approval of the Transportation Improvement Plan by the governing Metropolitan Planning Organization.



2014-2018 Highway and Bridge Construction Schedule

Construction contingency applied to construction cost in the year the project is awarded.
 Three percent project growth factor compounded annually is applied to right-of-way and construction costs in program years 2, 3, 4, and 5.
 No inflation is applied to the Funding From Other Sources (FFOS) or Payments.
 Engineering includes PE costs, CE costs and R/W incidentals.

	STATE FISCAL YEAR PROJECT BUDGETING					
	Prior Prog.	7/2013-6/2014	7/2014-6/2015	7/2015-6/2016	7/2016-6/2017	7/2017-6/2018
County: St. Louis City Route: IS 55 Job No.: 613036 Length: 0.22 Fund Cat: Taking Care Of System Sec Cat: Preventive Maint TIP #:	25	50	0	0	0	0
Bridge improvements on the Poplar Street Bridge. Project involves bridge A1500. \$350,000 IDOT funds. MPO: Y Fed: 390 State: 10 Local: 350 Awd Date: Summer 13 Anticipated Fed Cat: NHPP Future Cost: 0 Estimate Total: 775	Engineering:					
	R/W:					
	Construction:					
	FFOS:					
	Payments:					
County: St. Louis City Route: IS 64 Job No.: 612377B Length: 1.33 Fund Cat: Statewide Interstate And Major Bridge Sec Cat: Rehab And Reconst TIP #: 5479B-12	3,745	1,408	0	0	0	0
Replace Poplar Street Bridge interchange. Project involves bridges A1502, A1504 and A1505. MPO: Y AC-State: 20,120 State: 2,236 Local: 0 Awd Date: Winter 14 Anticipated Fed Cat: NHPP Future Cost: 0 Estimate Total: 27,101	Engineering:					
	R/W:					
	Construction:					
	FFOS:					
	Payments:					
County: St. Louis City Route: IS 64 Job No.: 612377C Length: 0.52 Fund Cat: Major Projects & Emerging Needs Sec Cat: System Expansion TIP #:	2,815	105	5	2,025	0	0
Bridge and ramp improvements on the Poplar Street Bridge. Project involves bridges A1500, A1501 and A1503. MPO: Y Fed: 27,918 State: 6,980 Local: 0 Awd Date: 2016 Anticipated Fed Cat: NHPP Future Cost: 0 Estimate Total: 37,713	Engineering:					
	R/W:					
	Construction:					
	FFOS:					
	Payments:					
County: St. Louis City Route: IS 64 Job No.: 613016 Length: 0.27 Fund Cat: Taking Care Of System Sec Cat: Rehab And Reconst TIP #: 5717-13	35	76	0	0	0	0
Bridge improvements from east of Sarah Street to east of Vandeventer Avenue (eastbound only). Project involves bridge L0667. MPO: Y Fed: 943 State: 236 Local: 0 Awd Date: Summer 14 Anticipated Fed Cat: NHPP Future Cost: 0 Estimate Total: 1,214	Engineering:					
	R/W:					
	Construction:					
	FFOS:					
	Payments:					
County: St. Louis City Route: IS 70 Job No.: 612379 Length: 1.59 Fund Cat: Statewide Interstate And Major Bridge Sec Cat: Rehab And Reconst TIP #: 5519-14	86	60	0	0	0	0
Pavement improvements from Branch Street to Cole Street Viaduct. MPO: Y AC-State: 712 State: 79 Local: 0 Awd Date: Summer 13 Anticipated Fed Cat: NHPP Future Cost: 0 Estimate Total: 877	Engineering:					
	R/W:					
	Construction:					
	FFOS:					
	Payments:					

* Subject to the approval of the Transportation Improvement Plan by the governing Metropolitan Planning Organization.
 Jun-21-2013 Section 4 - 26 District St. Louis

TMA

Dollars in Thousands



2014-2018 Highway and Bridge Construction Schedule

Transportation Planning

P.O. Box 270
Jefferson City, MO 65102

Construction contingency applied to construction cost in the year the project is awarded. Three percent project growth factor compounded annually is applied to right-of-way and construction costs in program years 2, 3, 4, and 5. No inflation is applied to the Funding From Other Sources (FFOS) or Payments. Engineering includes PE costs, CE costs and R/W incidentals.

		STATE FISCAL YEAR PROJECT BUDGETING					
		Prior Prog.	7/2013-6/2014	7/2014-6/2015	7/2015-6/2016	7/2016-6/2017	7/2017-6/2018
County:	St. Louis City	Engineering:	2,960	0	0	0	0
Route:	IS 70	R/W:	100	0	0	0	0
Job No.:	612413	Construction:	0	18,540	0	0	0
Length:	1.65 MPO: Y	FFOS:	0	6,397	0	0	0
Fund Cat:	Major Projects & Emerging Needs	Payments:	0	0	0	0	0
Sec Cat:	Rehab And Reconst		0	0	0	0	0
TIP #:	5513-14		0	0	0	0	0
Infrastructure improvements related to Jefferson National Expansion Memorial Park from Poplar St. Br. to Broadway and Memorial Dr. from Illinois ramps to Washington Ave. Project involves bridges A1510, A1511, A1512, A1513. \$2 M Public Lands funds and \$6.4 M TIGER Grant.							
Fed:	16,078	State:	4,019	Local:	0		
Anticipated Fed Cat:	NHPP	Federal Oversight					
Future Cost:	0	Estimate Total:	23,157				
County:	St. Louis City	Engineering:	1,526	0	0	0	0
Route:	IS 70	R/W:	10	0	0	0	0
Job No.:	612413B	Construction:	0	11,645	0	0	0
Length:	0.22 MPO: Y	FFOS:	0	2,506	0	0	0
Fund Cat:	Major Projects & Emerging Needs	Payments:	0	0	0	0	0
Sec Cat:	Rehab And Reconst		0	0	0	0	0
TIP #:	5718-13		0	0	0	0	0
Rebuild I-70 ramps with Washington Avenue and city street improvements from Washington Avenue to MLK Bridge. Infrastructure improvements related to Jefferson National Expansion Memorial Park. \$2.506 million TIGER Grant funds.							
Fed:	9,967	State:	2,492	Local:	0		
Anticipated Fed Cat:	Earmark	Federal Oversight					
Future Cost:	0	Estimate Total:	13,995				
County:	St. Louis City	Engineering:	0	104	0	0	0
Route:	RT D	R/W:	0	0	0	0	0
Job No.:	6P3042	Construction:	0	780	0	0	0
Length:	5.66 MPO: Y	FFOS:	0	515	0	0	0
Fund Cat:	Taking Care Of System	Payments:	0	0	0	0	0
Sec Cat:	Rehab And Reconst		0	0	0	0	0
TIP #:			0	0	0	0	0
Signal and ADA improvements from St. Louis City limits to Tucker Avenue. \$515,000 Statewide Transportation Enhancement funds.							
AC-State:	708	State:	176	Local:	0		
Anticipated Fed Cat:	S.T.P.	Estimate Total:	884				
County:	St. Louis City	Engineering:	180	30	127	0	0
Route:	RT D	R/W:	0	0	0	0	0
Job No.:	6S2212	Construction:	0	0	1,169	0	0
Length:	0.40 MPO: Y	FFOS:	0	0	0	0	0
Fund Cat:	Taking Care Of System	Payments:	0	0	0	0	0
Sec Cat:	Systems Operations		0	0	0	0	0
TIP #:	4421H-10		0	0	0	0	0
Safety and signal improvements at 14th Street, Jefferson Street, Martin Luther King Drive and Pendleton.							
AC-State:	1,061	State:	265	Local:	0		
Anticipated Fed Cat:	NHPP	Estimate Total:	1,506				
County:	St. Louis City	Engineering:	180	30	127	0	0
Route:	RT D	R/W:	0	0	0	0	0
Job No.:	6S2213	Construction:	0	0	1,169	0	0
Length:	0.40 MPO: Y	FFOS:	0	0	0	0	0
Fund Cat:	Taking Care Of System	Payments:	0	0	0	0	0
Sec Cat:	Systems Operations		0	0	0	0	0
TIP #:	4421H-10		0	0	0	0	0
Signal, lighting and ADA facilities improvements at Hamilton Avenue, Goodfellow Boulevard, and Whittier Street and Rte. 115 at Goodfellow Boulevard.							
AC-State:	1,061	State:	265	Local:	0		
Anticipated Fed Cat:	NHPP	Estimate Total:	1,506				



2014-2018 Highway and Bridge Construction Schedule

Construction contingency applied to construction cost in the year the project is awarded.
Three percent project growth factor compounded annually is applied to right-of-way and construction costs in program years 2, 3, 4, and 5.
No inflation is applied to the Funding From Other Sources (FFOS) or Payments.
Engineering includes PE costs, CE costs and R/W incidentals.

		STATE FISCAL YEAR PROJECT BUDGETING					
		Prior Prog.	7/2013-6/2014	7/2014-6/2015	7/2015-6/2016	7/2016-6/2017	7/2017-6/2018
County: Various	Engineering services contract to create diversion routes for incidents along the I-270 corridor at various locations. CMAQ funds \$60,000.	0	0	0	0	0	0
Route: 270							
Job No.: 613022		0	0	0	0	0	0
Length: 0.00	MPO: Y	75	0	0	0	0	0
Fund Cat: Taking Care Of System	Fed: 60 State: 15 Local: 0						
Sec Cat: Systems Operations	Awd Date: N/A Anticipated Fed Cat: C.M.A.Q.						
TIP #: 5835-13	Future Cost: 0 Estimate Total: 75						
County: Various	Engineering services contract for ramp metering feasibility study at various locations in St. Charles County, St. Louis County, and St. Louis City. CMAQ funds \$160,000.	0	0	0	0	0	0
Route: 64							
Job No.: 613021		0	0	0	0	0	0
Length: 0.00	MPO: Y	200	0	0	0	0	0
Fund Cat: Taking Care Of System	Fed: 160 State: 40 Local: 0						
Sec Cat: Systems Operations	Awd Date: N/A Anticipated Fed Cat: C.M.A.Q.						
TIP #: 5849-13	Future Cost: 0 Estimate Total: 200						
County: Various	Job Order Contracting for pavement repair (concrete) at various interstate locations in the St. Louis District.	0	1	0	0	0	0
Route: Various							
Job No.: 212166K		0	0	0	0	0	0
Length: 0.00	MPO: Y	600	0	0	0	0	0
Fund Cat: Statewide Interstate And Major Bridge	AC-State: 541 State: 60 Local: 0						
Sec Cat: Preventive Maint	Awd Date: Winter 14 Anticipated Fed Cat: NHPP						
TIP #: 601	Future Cost: 0 Estimate Total: 601						
County: Various	Job Order Contracting for pavement repair (asphalt) at various interstate locations in Franklin and Jefferson Counties.	0	1	0	0	0	0
Route: Various							
Job No.: 212166L		0	0	0	0	0	0
Length: 0.00	MPO: Y	600	0	0	0	0	0
Fund Cat: Statewide Interstate And Major Bridge	AC-State: 541 State: 60 Local: 0						
Sec Cat: Preventive Maint	Awd Date: Winter 14 Anticipated Fed Cat: NHPP						
TIP #: 601	Future Cost: 0 Estimate Total: 601						
County: Various	Job Order Contracting for pavement repair (asphalt) at various interstate locations in St. Charles and St. Louis Counties and St. Louis City.	0	1	0	0	0	0
Route: Various							
Job No.: 212166M		0	0	0	0	0	0
Length: 0.00	MPO: Y	800	0	0	0	0	0
Fund Cat: Statewide Interstate And Major Bridge	AC-State: 721 State: 80 Local: 0						
Sec Cat: Preventive Maint	Awd Date: Winter 14 Anticipated Fed Cat: NHPP						
TIP #: 801	Future Cost: 0 Estimate Total: 801						

* Subject to the approval of the Transportation Improvement Plan by the governing Metropolitan Planning Organization.
Jun-21-2013



2014-2018 Highway and Bridge Construction Schedule

Transportation Planning

P.O. Box 270
Jefferson City, MO 65102

Construction contingency applied to construction cost in the year the project is awarded. Three percent project growth factor compounded annually is applied to right-of-way and construction costs in program years 2, 3, 4, and 5. No inflation is applied to the Funding From Other Sources (FFOS) or Payments. Engineering includes PE costs, CE costs and R/W incidentals.

		STATE FISCAL YEAR PROJECT BUDGETING					
		Prior Prog.	7/2013-6/2014	7/2014-6/2015	7/2015-6/2016	7/2016-6/2017	7/2017-6/2018
County: Various	Job Order Contracting for guard cable repair on various routes and locations in the St. Louis District.	5	41	0	0	0	0
Route: Various							
Job No.: 613003		0	0	0	0	0	0
Length: 0.00	MPO: Y						
Fund Cat: Taking Care Of System	AC-State: 458 State: 114 Local: 0						
Sec Cat: Routine Maintenance	Awd Date: Spring 14 Anticipated Fed Cat: S.T.P.						
TIP #: 5722-13	Future Cost: Estimate Total: 577	0	0	0	0	0	0
County: Various	Job Order Contracting for fence repair on various routes and locations in the St. Louis District.	5	31	0	0	0	0
Route: Various							
Job No.: 613004		0	0	0	0	0	0
Length: 0.00	MPO: Y						
Fund Cat: Taking Care Of System	Fed: 0 State: 415 Local: 0						
Sec Cat: Routine Maintenance	Awd Date: Spring 14 Anticipated Fed Cat: State						
TIP #: 5723-13	Future Cost: Estimate Total: 420	0	0	0	0	0	0
County: Various	Job Order Contracting for bridge maintenance on various routes in the St. Louis District.	30	160	0	0	0	0
Route: Various							
Job No.: 6P2354		0	0	0	0	0	0
Length: 0.00	MPO: Y						
Fund Cat: Taking Care Of System	AC-State: 1,760 State: 440 Local: 0						
Sec Cat: Preventive Maint	Awd Date: Winter 14 Anticipated Fed Cat: S.T.P.						
TIP #: 5372-12	Future Cost: Estimate Total: 2,230	0	2,040	0	0	0	0
County: Various	Job Order Contracting for pavement improvements (non-interstate/asphalt) at various locations in the St. Louis District.	1	58	0	0	0	0
Route: Various							
Job No.: 6P2421		0	0	0	0	0	0
Length: 0.00	MPO: Y						
Fund Cat: Taking Care Of System	AC-State: 658 State: 165 Local: 0						
Sec Cat: Preventive Maint	Awd Date: Winter 14 Anticipated Fed Cat: S.T.P.						
TIP #: 5547-14	Future Cost: Estimate Total: 824	0	765	0	0	0	0
County: Various	Job Order Contracting for pavement improvements (non-interstate/concrete) at various locations in the St. Louis District.	1	58	0	0	0	0
Route: Various							
Job No.: 6P2421B		0	0	0	0	0	0
Length: 0.00	MPO: Y						
Fund Cat: Taking Care Of System	AC-State: 658 State: 165 Local: 0						
Sec Cat: Preventive Maint	Awd Date: Winter 14 Anticipated Fed Cat: S.T.P.						
TIP #: 5547B-14	Future Cost: Estimate Total: 824	0	765	0	0	0	0



2014-2018 Highway and Bridge Construction Schedule

Construction contingency applied to construction cost in the year the project is awarded.
 Three percent project growth factor compounded annually is applied to right-of-way and construction costs in program years 2, 3, 4, and 5.
 No inflation is applied to the Funding From Other Sources (FFOS) or Payments.
 Engineering includes PE costs, CE costs and R/W incidentals.

		STATE FISCAL YEAR PROJECT BUDGETING					
		7/2013- 6/2014	7/2014- 6/2015	7/2015- 6/2016	7/2016- 6/2017	7/2017- 6/2018	
		Prior Prog.	1	58	0	0	
County: Various	Job Order Contracting for pavement improvements (non-interstate/asphalt) at various locations in the St. Louis District.	1	58	0	0	0	
Route: Various		0	0	0	0	0	
Job No.: 6P3003		0	0	0	0	0	
Length: 0.00	MPO: Y	0	788	0	0	0	
Fund Cat: Taking Care Of System	AC-State: 677 State: 170 Local: 0	0	0	0	0	0	
Sec Cat: Preventive Maint	Awd Date: 2015 Anticipated Fed Cat: S.T.P.	0	0	0	0	0	
TIP #: 5726-13	Future Cost: 0 Estimate Total: 848	0	0	0	0	0	
County: Various	Job Order Contracting for pavement improvements (non-interstate/concrete) at various locations in the St. Louis District.	1	58	0	0	0	
Route: Various		0	0	0	0	0	
Job No.: 6P3003B		0	0	0	0	0	
Length: 0.00	MPO: Y	0	788	0	0	0	
Fund Cat: Taking Care Of System	AC-State: 677 State: 170 Local: 0	0	0	0	0	0	
Sec Cat: Preventive Maint	Awd Date: 2015 Anticipated Fed Cat: S.T.P.	0	0	0	0	0	
TIP #: 5727-13	Future Cost: 0 Estimate Total: 848	0	0	0	0	0	
County: Various	Job Order Contracting for bridge maintenance on various routes in the St. Louis District.	5	145	0	0	0	
Route: Various		0	0	0	0	0	
Job No.: 6P3013		0	0	0	0	0	
Length: 0.00	MPO: Y	0	2,101	0	0	0	
Fund Cat: Taking Care Of System	AC-State: 1,801 State: 450 Local: 0	0	0	0	0	0	
Sec Cat: Preventive Maint	Awd Date: 2015 Anticipated Fed Cat: S.T.P.	0	0	0	0	0	
TIP #: 5728-15	Future Cost: 0 Estimate Total: 2,251	0	0	0	0	0	
County: Various	Safety improvements at various district wide locations. Open Container funds.	0	0	0	0	0	
Route: Various		0	0	0	0	0	
Job No.: 6P3045		0	0	0	0	0	
Length: 0.00	MPO: Y	0	1,355	0	0	0	
Fund Cat: Safety	Fed: 1,219 State: 136 Local: 0	0	0	1,316	0	0	
Sec Cat: Safety	Awd Date: 2015 Anticipated Fed Cat: Safety	0	0	0	0	0	
TIP #: 5728-15	Future Cost: 0 Estimate Total: 1,355	0	0	0	0	0	
County: Various	Safety improvements at various district wide locations. Open Container funds.	0	0	0	0	0	
Route: Various		0	0	0	0	0	
Job No.: 6P3046		0	0	0	0	0	
Length: 0.00	MPO: Y	0	0	5,824	0	0	
Fund Cat: Safety	Fed: 5,242 State: 582 Local: 0	0	0	0	5,490	0	
Sec Cat: Safety	Awd Date: 2016 Anticipated Fed Cat: Safety	0	0	0	0	0	
TIP #: 5728-15	Future Cost: 0 Estimate Total: 5,824	0	0	0	0	0	

* Subject to the approval of the Transportation Improvement Plan by the governing Metropolitan Planning Organization.
 Jun-21-2013 Section 4 - 30 District St. Louis

TMA

Dollars in Thousands



2014-2018 Highway and Bridge Construction Schedule

Transportation Planning

P.O. Box 270
Jefferson City, MO 65102

Construction contingency applied to construction cost in the year the project is awarded. Three percent project growth factor compounded annually is applied to right-of-way and construction costs in program years 2, 3, 4, and 5. No inflation is applied to the Funding From Other Sources (FFOS) or Payments. Engineering includes PE costs, CE costs and R/W incidentals.

	STATE FISCAL YEAR PROJECT BUDGETING					
	Prior Prog.	7/2013-6/2014	7/2014-6/2015	7/2015-6/2016	7/2016-6/2017	7/2017-6/2018
County: Various Route: Various Job No.: 6P3066 Length: 0.00 MPO: Y Fund Cat: Taking Care Of System Sec Cat: Rehab And Reconst Awd Date: 2018 Anticipated Fed Cat: NHP TIP #: Future Cost: 0 Estimate Total: 22,510 Bridge improvements at various locations.	0	0	0	0	0	0
Engineering: R/W: Construction: FFOS: Payments:	0	0	0	0	0	0
County: Various Route: Various Job No.: 6P3067 Length: 0.00 MPO: Y Fund Cat: Taking Care Of System Sec Cat: Rehab And Reconst Awd Date: 2018 Anticipated Fed Cat: NHP TIP #: Future Cost: 0 Estimate Total: 22,510 Pavement improvements at various locations.	0	0	0	0	0	0
Engineering: R/W: Construction: FFOS: Payments:	0	0	0	0	0	0
County: Various Route: Various Job No.: 6P3069 Length: 0.00 MPO: Y Fund Cat: Taking Care Of System Sec Cat: Rehab And Reconst Awd Date: 2018 Anticipated Fed Cat: NHP TIP #: Future Cost: 0 Estimate Total: 22,510 Job Order Contracting for guardrail repair at various routes and various locations throughout St. Louis City and St. Louis County.	0	67	0	0	0	0
Engineering: R/W: Construction: FFOS: Payments:	0	0	0	0	0	0
County: Various Route: Various Job No.: 6Q3001 Length: 0.00 MPO: Y Fund Cat: Taking Care Of System Sec Cat: Routine Maintenance Awd Date: Spring 14 Anticipated Fed Cat: S.T.P. TIP #: Future Cost: 0 Estimate Total: 975 ITS improvements at various routes and various counties. CMAQ funds \$1,428,000.	136	1	111	0	0	0
Engineering: R/W: Construction: FFOS: Payments:	0	0	0	0	0	0
County: Various Route: Various Job No.: 6S3052 Length: 0.00 MPO: Y Fund Cat: Taking Care Of System Sec Cat: Systems Operations Awd Date: Summer 14 Anticipated Fed Cat: C.M.A.Q. TIP #: Future Cost: 0 Estimate Total: 1,831 Job Order Contracting for guardrail repair at various routes and various locations throughout Franklin and Jefferson Counties.	0	0	1,583	0	0	0
Engineering: R/W: Construction: FFOS: Payments:	0	0	1,428	0	0	0
County: Various Route: Various Job No.: 6S3052 Length: 0.00 MPO: Y Fund Cat: Taking Care Of System Sec Cat: Routine Maintenance Awd Date: Spring 14 Anticipated Fed Cat: S.T.P. TIP #: Future Cost: 0 Estimate Total: 490 Job Order Contracting for guardrail repair at various routes and various locations throughout Franklin and Jefferson Counties.	0	36	0	0	0	0
Engineering: R/W: Construction: FFOS: Payments:	0	0	0	0	0	0
County: Various Route: Various Job No.: 6S3052 Length: 0.00 MPO: Y Fund Cat: Taking Care Of System Sec Cat: Routine Maintenance Awd Date: Spring 14 Anticipated Fed Cat: S.T.P. TIP #: Future Cost: 0 Estimate Total: 490 Job Order Contracting for guardrail repair at various routes and various locations throughout Franklin and Jefferson Counties.	0	0	454	0	0	0
Engineering: R/W: Construction: FFOS: Payments:	0	0	0	0	0	0



2014-2018 Highway and Bridge Construction Schedule

Construction contingency applied to construction cost in the year the project is awarded.
 Three percent project growth factor compounded annually is applied to right-of-way and construction costs in program years 2, 3, 4, and 5.
 No inflation is applied to the Funding From Other Sources (FFOS) or Payments.
 Engineering includes PE costs, CE costs and R/W incidentals.

		STATE FISCAL YEAR PROJECT BUDGETING					
		7/2013- 6/2014	7/2014- 6/2015	7/2015- 6/2016	7/2016- 6/2017	7/2017- 6/2018	
County: Various	Pavement improvements on minor routes in the St. Louis District.	0	10	0	0	0	
Route: Various							
Job No.: 6S3068							
Length: 0.00	MPO: Y						
Fund Cat: Taking Care Of System	AC-State: 4,379 State: 1,095 Local: 0				5,464		
Sec Cat: Low Type Resurfacing	Awd Date: 2017 Anticipated Fed Cat: S.T.P.						
TIP #: 5730-12	Future Cost: 0 Estimate Total: 5,474						
County: Various	Improve guardrail on divided highway medians at various bridge locations within the St. Louis District. Open Container funds.	50	108	0	0	0	
Route: Various							
Job No.: 9P2264C							
Length: 0.00	MPO: Y						
Fund Cat: Safety	Fed: 1,379 State: 153 Local: 0						
Sec Cat: Safety	Awd Date: Fall 13 Anticipated Fed Cat: Safety						
TIP #: 5730-12	Future Cost: 0 Estimate Total: 1,582						
County: Various	Signing and striping improvements at various intersections in the St. Louis District. Open Container funds.	8	18	0	0	0	
Route: Various							
Job No.: 9P2264P							
Length: 0.00	MPO: Y						
Fund Cat: Safety	Fed: 185 State: 21 Local: 0						
Sec Cat: Safety	Awd Date: Fall 13 Anticipated Fed Cat: Safety						
TIP #: 5731-13	Future Cost: 0 Estimate Total: 214						



2014-2018 Highway and Bridge Construction Schedule

Transportation Planning

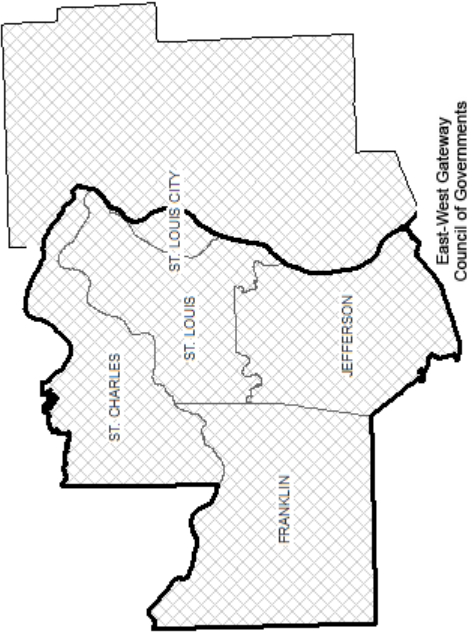
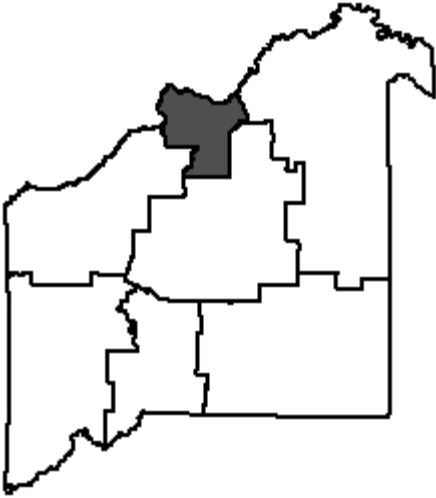
P.O. Box 270
Jefferson City, MO 65102

Construction contingency applied to construction cost in the year the project is awarded.
Three percent project growth factor compounded annually is applied to right-of-way and construction costs in program years 2, 3, 4, and 5.
No inflation is applied to the Funding From Other Sources (FFOS) or Payments.
Engineering includes PE costs, CE costs and R/W incidentals.

STATE FISCAL YEAR PROJECT BUDGETING							
Prior	7/2013-	7/2014-	7/2015-	7/2016-	7/2017-	7/2018-	
Prog.	6/2014	6/2015	6/2016	6/2017	6/2018	6/2018	
FFOS:	0	30,262	7,317	5,490	800	0	
Total R/W:	3,500	3,896	77	0	0	0	
Total Construction:	73,726	237,302	132,338	153,598	60,338	45,020	
Paybacks:	0	0	0	0	0	0	
Sub-Total:	77,226	241,198	132,415	153,598	60,338	45,020	
Total Engineering:	39,498	19,612	13,883	10,153	3,480	0	
Grand Total:	116,724	260,810	146,298	163,751	63,818	45,020	
		2014	2015	2016	2017	2018	
State	46,045	22,240	30,722	11,964	9,004		
AC-State	165,103	87,472	72,446	50,762	18,008		
Local	500	28	0	800	0		
Sub-total State	211,648	109,740	103,168	63,526	27,012		
Federal							
Sub-total Federal	49,162	36,558	60,583	292	18,008		
Grand Total	260,810	146,298	163,751	63,818	45,020		

Project Count: 158

PAYMENT PROJECTS



TMA

MoDOT's St Louis District

East-West Gateway Council of Governments

(Note: The following MoDOT projects are located inside the St Louis Metropolitan planning area boundary.)



2014-2018 Highway and Bridge Construction Schedule

Transportation Planning

P.O. Box 270
Jefferson City, MO 65102

Construction contingency applied to construction cost in the year the project is awarded. Three percent project growth factor compounded annually is applied to right-of-way and construction costs in program years 2, 3, 4, and 5. No inflation is applied to the Funding From Other Sources (FFOS) or Payments. Engineering includes PE costs, CE costs and R/W incidentals.

	STATE FISCAL YEAR PROJECT BUDGETING					
	Prior Prog.	7/2013-6/2014	7/2014-6/2015	7/2015-6/2016	7/2016-6/2017	7/2017-6/2018
County: St. Charles Route: MO 364 Job No.: 6U1028W Length: 1.38 MPO: Y Fund Cat: Major Projects & Emerging Needs Sec Cat: System Expansion Awd Date: N/A Anticipated Fed Cat: State TIP #: 6006W-13 Future Cost: 0 Estimate Total: 10,000	Engineering: 0 R/W: 0 Construction: 0 FFOS: 5,000 Payments: 5,000	Payback for the acceleration of 6U1028B from the Cost Share program to St. Charles County.	Fed: 0 State: 5,000 Local: 0			
County: St. Charles Route: MO 364 Job No.: 6U1028Z Length: 12.68 MPO: Y Fund Cat: Major Projects & Emerging Needs Sec Cat: System Expansion Awd Date: N/A Anticipated Fed Cat: State TIP #: 6006Z-16 Future Cost: 0 Estimate Total: 6,585	Engineering: 0 R/W: 0 Construction: 0 FFOS: 0 Payments: 0	Payback to O'Fallon for right of way on Page Avenue Phase 3. Payback will be included as part of MoDOT's contribution for 6U1028. Right of Way forward funded by O'Fallon.	Fed: 0 State: 6,585 Local: 0			
County: St. Charles Route: US 67 Job No.: 6P2385 Length: 0.20 MPO: Y Fund Cat: Statewide Interstate And Major Bridge Sec Cat: Rehab And Reconst Awd Date: N/A Anticipated Fed Cat: State TIP #: 5549-13 Future Cost: 0 Estimate Total: 150	Engineering: 0 R/W: 0 Construction: 0 FFOS: 0 Payments: 150	Payment to IDOT for bridge deck improvements on the Clark Bridge. Project involves bridge A4278. Project will be let by IDOT.	Fed: 0 State: 150 Local: 0			
County: St. Charles Route: US 67 Job No.: 6P3012 Length: 0.20 MPO: Y Fund Cat: Statewide Interstate And Major Bridge Sec Cat: Preventive Maint Awd Date: N/A Anticipated Fed Cat: State TIP #: 5732-14 Future Cost: 0 Estimate Total: 150	Engineering: 0 R/W: 0 Construction: 0 FFOS: 0 Payments: 150	Payment to IDOT for bridge cable improvements on the Clark Bridge. Project involves bridge A4278. Project will be let by IDOT.	Fed: 120 State: 30 Local: 0 NHPP			
County: St. Charles Route: US 67 Job No.: 6P3039 Length: 0.20 MPO: Y Fund Cat: Statewide Interstate And Major Bridge Sec Cat: Rehab And Reconst Awd Date: N/A Anticipated Fed Cat: State TIP #:	Engineering: 0 R/W: 0 Construction: 0 FFOS: 0 Payments: 150	Payment to IDOT for bridge improvements on the Clark Bridge. Project involves bridge A4278. Project will be let by IDOT.	Fed: 120 State: 30 Local: 0 NHPP			



2014-2018 Highway and Bridge Construction Schedule

Construction contingency applied to construction cost in the year the project is awarded.
 Three percent project growth factor compounded annually is applied to right-of-way and construction costs in program years 2, 3, 4, and 5.
 No inflation is applied to the Funding From Other Sources (FFOS) or Payments.
 Engineering includes PE costs, CE costs and R/W incidentals.

		STATE FISCAL YEAR PROJECT BUDGETING					
		Prior Prog.	7/2013- 6/2014	7/2014- 6/2015	7/2015- 6/2016	7/2016- 6/2017	7/2017- 6/2018
County: St. Charles	Payback for the acceleration of 612412B from Cost Share program to St. Charles County.	Engineering:	0	0	0	0	0
Route: IS 70	Maximum payback is \$3,334,406 in 2015.	R/W:	0	0	0	0	0
Job No.: 612412C		Construction:	0	0	0	0	0
Length: 1.30	MPO: Y	FFOS:	0	3,334	0	0	0
Fund Cat: Major Projects & Emerging Needs	Fed: 0 State: 3,334 Local: 0	Payments:	0	3,334	0	0	0
Sec Cat: Systems Operations	Awd Date: N/A Anticipated Fed Cat: State		0	3,334	0	0	0
TIP #: 5441C	Future Cost: 0 Estimate Total: 3,334		0	3,334	0	0	0
County: St. Charles	Payment to Cottleville for left turn lane and shoulders from Round Tower East Drive to Weiss Road.	Engineering:	195	5	0	0	0
Route: RT N		R/W:	0	0	0	0	0
Job No.: 6S2101		Construction:	0	0	0	0	0
Length: 0.58	MPO: Y	FFOS:	0	0	0	0	0
Fund Cat: Safety	AC-State: 808 State: 202 Local: 0	Payments:	0	1,000	0	0	0
Sec Cat: Safety	Awd Date: N/A Anticipated Fed Cat: S.T.P.		0	1,000	0	0	0
TIP #: 4424D-12	Future Cost: 0 Estimate Total: 1,205		0	1,000	0	0	0
County: St. Louis	Payback for project 610978 (w/o Spoede to w/o Sarah). Payment of \$13.5 million per year from 2011 to 2025.	Engineering:	0	0	0	0	0
Route: IS 64		R/W:	0	0	0	0	0
Job No.: 610978Z		Construction:	0	0	0	0	0
Length: 9.02	MPO: Y	FFOS:	0	0	0	0	0
Fund Cat: Major Projects & Emerging Needs	Fed: 0 State: 67,500 Local: 0	Payments:	0	13,500	13,500	13,500	13,500
Sec Cat: System Expansion	Awd Date: N/A Anticipated Fed Cat: State		0	13,500	13,500	13,500	13,500
TIP #: 2606D-11	Future Cost: 75,001 - 100,000 Estimate Total: 108,000		0	13,500	13,500	13,500	13,500
County: St. Louis	ITS operations, MoDOT staff, equipment maintenance and Transportation Management Center (TMC) operations at the TMC building.	Engineering:	0	0	0	0	0
Route: IS 64		R/W:	0	0	0	0	0
Job No.: 6Q2342C		Construction:	0	0	0	0	0
Length: 0.21	MPO: Y	FFOS:	0	0	0	0	0
Fund Cat: Major Projects & Emerging Needs	AC-State: 664 State: 166 Local: 0	Payments:	0	830	0	0	0
Sec Cat: Systems Operations	Awd Date: N/A Anticipated Fed Cat: S.T.P.		0	830	0	0	0
TIP #: 5292C-14	Future Cost: 0 Estimate Total: 830		0	830	0	0	0
County: St. Louis	ITS operations, contract staffing and professional services at the Transportation Management Center (TMC) building.	Engineering:	0	0	0	0	0
Route: IS 64		R/W:	0	0	0	0	0
Job No.: 6Q2342D		Construction:	0	0	0	0	0
Length: 0.21	MPO: Y	FFOS:	0	0	0	0	0
Fund Cat: Major Projects & Emerging Needs	AC-State: 1,600 State: 400 Local: 0	Payments:	0	2,000	0	0	0
Sec Cat: Systems Operations	Awd Date: N/A Anticipated Fed Cat: S.T.P.		0	2,000	0	0	0
TIP #: 5292D-14	Future Cost: 0 Estimate Total: 2,000		0	2,000	0	0	0

* Subject to the approval of the Transportation Improvement Plan by the governing Metropolitan Planning Organization.
 Jun-21-2013 Section 4 - 2 District St. Louis TMA Dollars in Thousands



2014-2018 Highway and Bridge Construction Schedule

Transportation Planning

P.O. Box 270
Jefferson City, MO 65102

Construction contingency applied to construction cost in the year the project is awarded. Three percent project growth factor compounded annually is applied to right-of-way and construction costs in program years 2, 3, 4, and 5. No inflation is applied to the Funding From Other Sources (FFOS) or Payments. Engineering includes PE costs, CE costs and R/W incidentals.

		STATE FISCAL YEAR PROJECT BUDGETING					
		Prior Prog.	7/2013-6/2014	7/2014-6/2015	7/2015-6/2016	7/2016-6/2017	7/2017-6/2018
County: St. Louis	ITS operations, MoDOT staff, equipment maintenance and TMC operations at the Transportation Management Center (TMC) building.						
Route: IS 64							
Job No.: 6Q2343C							
Length: 0.21	MPO: Y						
Fund Cat: Major Projects & Emerging Needs	AC-State: 664 State: 166 Local: 0						
Sec Cat: Systems Operations	Awd Date: N/A Anticipated Fed Cat: S.T.P.						
TIP #: 5293C-15	Future Cost: 0 Estimate Total: 830			830			
Engineering:		0	0	0	0	0	0
R/W:		0	0	0	0	0	0
Construction:		0	0	0	0	0	0
FFOS:		0	0	0	0	0	0
Payments:		0	0	830	0	0	0
County: St. Louis	ITS operations, contract staffing and professional services at the Transportation Management Center (TMC) building.						
Route: IS 64							
Job No.: 6Q2343D							
Length: 0.21	MPO: Y						
Fund Cat: Major Projects & Emerging Needs	AC-State: 1,600 State: 400 Local: 0						
Sec Cat: Systems Operations	Awd Date: N/A Anticipated Fed Cat: S.T.P.						
TIP #: 5293D-15	Future Cost: 0 Estimate Total: 2,000				2,000		
Engineering:		0	0	0	0	0	0
R/W:		0	0	0	0	0	0
Construction:		0	0	0	0	0	0
FFOS:		0	0	0	0	0	0
Payments:		0	0	2,000	0	0	0
County: St. Louis	ITS system preservation, repairs and upgrades at the Transportation Management Center (TMC) building.						
Route: IS 64							
Job No.: 6Q2343F							
Length: 0.21	MPO: Y						
Fund Cat: Major Projects & Emerging Needs	AC-State: 612 State: 153 Local: 0						
Sec Cat: Systems Operations	Awd Date: N/A Anticipated Fed Cat: S.T.P.						
TIP #: 5293F-15	Future Cost: 0 Estimate Total: 765				765		
Engineering:		0	0	0	0	0	0
R/W:		0	0	0	0	0	0
Construction:		0	0	0	0	0	0
FFOS:		0	0	0	0	0	0
Payments:		0	0	765	0	0	0
County: St. Louis	ITS operations, MoDOT staff, equipment maintenance and TMC operations at the Transportation Management Center (TMC) building.						
Route: IS 64							
Job No.: 6Q2344C							
Length: 0.21	MPO: Y						
Fund Cat: Major Projects & Emerging Needs	AC-State: 664 State: 166 Local: 0						
Sec Cat: Systems Operations	Awd Date: N/A Anticipated Fed Cat: S.T.P.						
TIP #: 5512C-16	Future Cost: 0 Estimate Total: 830				830		
Engineering:		0	0	0	0	0	0
R/W:		0	0	0	0	0	0
Construction:		0	0	0	0	0	0
FFOS:		0	0	0	0	0	0
Payments:		0	0	0	830	0	0
County: St. Louis	ITS operations, contract staffing and professional services at the Transportation Management Center (TMC) building.						
Route: IS 64							
Job No.: 6Q2344D							
Length: 0.21	MPO: Y						
Fund Cat: Major Projects & Emerging Needs	Fed: 1,600 State: 400 Local: 0						
Sec Cat: Systems Operations	Awd Date: N/A Anticipated Fed Cat: S.T.P.						
TIP #: 5512D-16	Future Cost: 0 Estimate Total: 2,000				2,000		
Engineering:		0	0	0	0	0	0
R/W:		0	0	0	0	0	0
Construction:		0	0	0	0	0	0
FFOS:		0	0	0	0	0	0
Payments:		0	0	0	2,000	0	0



2014-2018 Highway and Bridge Construction Schedule

Transportation Planning

P.O. Box 270
Jefferson City, MO 65102

Construction contingency applied to construction cost in the year the project is awarded.
Three percent project growth factor compounded annually is applied to right-of-way and construction costs in program years 2, 3, 4, and 5.
No inflation is applied to the Funding From Other Sources (FFOS) or Payments.
Engineering includes PE costs, CE costs and R/W incidentals.

		STATE FISCAL YEAR PROJECT BUDGETING					
		Prior Prog.	7/2013- 6/2014	7/2014- 6/2015	7/2015- 6/2016	7/2016- 6/2017	7/2017- 6/2018
County: St. Louis	ITS system preservation, repairs and upgrades at the Transportation Management Center (TMC) building.		0	0	0	0	0
Route: IS 64							
Job No.: 6Q2344F							
Length: 0.21	MPO: Y						
Fund Cat: Major Projects & Emerging Needs	AC-State: 612 State: 153 Local: 0						
Sec Cat: Systems Operations	Awd Date: N/A Anticipated Fed Cat: S.T.P.						
TIP #: 5512F-16	Future Cost: 0 Estimate Total: 765						
Engineering:							
R/W:							
Construction:							
FFOS:							
Payments:					765		
County: St. Louis	ITS operations, MoDOT staff, equipment maintenance and TMC operations at the Transportation Management Center (TMC) building.						
Route: IS 64							
Job No.: 6Q3000C							
Length: 0.26	MPO: Y						
Fund Cat: Major Projects & Emerging Needs	AC-State: 664 State: 166 Local: 0						
Sec Cat: Systems Operations	Awd Date: N/A Anticipated Fed Cat: S.T.P.						
TIP #: 5512F-16	Future Cost: 0 Estimate Total: 830						
Engineering:							
R/W:							
Construction:							
FFOS:							
Payments:							830
County: St. Louis	ITS operations, contract staffing and professional services at the Transportation Management Center (TMC) building.						
Route: IS 64							
Job No.: 6Q3000D							
Length: 0.26	MPO: Y						
Fund Cat: Major Projects & Emerging Needs	AC-State: 1,600 State: 400 Local: 0						
Sec Cat: Systems Operations	Awd Date: N/A Anticipated Fed Cat: S.T.P.						
TIP #: 5512F-16	Future Cost: 0 Estimate Total: 2,000						
Engineering:							
R/W:							
Construction:							
FFOS:							
Payments:							2,000
County: St. Louis	ITS system preservation, repairs and upgrades at the Transportation Management Center (TMC) building.						
Route: IS 64							
Job No.: 6Q3000F							
Length: 0.26	MPO: Y						
Fund Cat: Major Projects & Emerging Needs	AC-State: 612 State: 153 Local: 0						
Sec Cat: Systems Operations	Awd Date: N/A Anticipated Fed Cat: S.T.P.						
TIP #: 5512F-16	Future Cost: 0 Estimate Total: 765						
Engineering:							
R/W:							
Construction:							
FFOS:							
Payments:							765
County: St. Louis	ITS operations, MoDOT staff, equipment maintenance and Transportation Management Center (TMC) operations at the TMC building.						
Route: IS 64							
Job No.: 6Q3053C							
Length: 0.00	MPO: Y						
Fund Cat: Major Projects & Emerging Needs	AC-State: 664 State: 166 Local: 0						
Sec Cat: Systems Operations	Awd Date: N/A Anticipated Fed Cat: S.T.P.						
TIP #: 5512F-16	Future Cost: 0 Estimate Total: 830						
Engineering:							
R/W:							
Construction:							
FFOS:							
Payments:							830

* Subject to the approval of the Transportation Improvement Plan by the governing Metropolitan Planning Organization.
Jun-21-2013

Section 4 - 4

District St. Louis

TMA

Dollars in Thousands



2014-2018 Highway and Bridge Construction Schedule

Transportation Planning

P.O. Box 270
Jefferson City, MO 65102

Construction contingency applied to construction cost in the year the project is awarded. Three percent project growth factor compounded annually is applied to right-of-way and construction costs in program years 2, 3, 4, and 5. No inflation is applied to the Funding From Other Sources (FFOS) or Payments. Engineering includes PE costs, CE costs and R/W incidentals.

		STATE FISCAL YEAR PROJECT BUDGETING					
		Prior Prog.	7/2013-6/2014	7/2014-6/2015	7/2015-6/2016	7/2016-6/2017	7/2017-6/2018
County: St. Louis	ITS operations, contract staffing and professional services at the Transportation Management Center (TMC) building.	0	0	0	0	0	0
Route: IS 64							
Job No.: 6Q3053D							
Length: 0.00	MPO: Y						
Fund Cat: Major Projects & Emerging Needs	AC-State: 1,600 State: 400 Local: 0						
Sec Cat: Systems Operations	Awd Date: N/A Anticipated Fed Cat: S.T.P.						
TIP #:	Future Cost: 0 Estimate Total: 2,000						
County: St. Louis	ITS system preservation, repairs and upgrades at the Transportation Management Center (TMC) building.	0	0	0	0	0	0
Route: IS 64							
Job No.: 6Q3053F							
Length: 0.00	MPO: Y						
Fund Cat: Major Projects & Emerging Needs	AC-State: 612 State: 153 Local: 0						
Sec Cat: Systems Operations	Awd Date: N/A Anticipated Fed Cat: S.T.P.						
TIP #:	Future Cost: 0 Estimate Total: 765						
County: St. Louis City	Payment to IDOT for bridge improvements on the Chain of Rocks Bridge. Project involves bridge A0890. To be let by IDOT.	0	0	0	0	0	0
Route: IS 270							
Job No.: 6I3040							
Length: 0.52	MPO: Y						
Fund Cat: Statewide Interstate And Major Bridge	Fed: 120 State: 30 Local: 0						
Sec Cat: Rehab And Reconst	Awd Date: N/A Anticipated Fed Cat: NHPP						
TIP #:	Future Cost: 0 Estimate Total: 150						
County: St. Louis City	Payback for 6I0984 and 6U1086 to construct new Mississippi River Bridge. Payment of \$8.4 million per year from 2011 to 2025. Project involves bridge A6500.	0	0	0	0	0	0
Route: IS 70							
Job No.: 6I0984Z							
Length: 0.52	MPO: Y						
Fund Cat: Major Projects & Emerging Needs	Fed: 0 State: 42,000 Local: 0						
Sec Cat: System Expansion	Awd Date: N/A Anticipated Fed Cat: State						
TIP #:	Future Cost: 50,001 - 75,000 Estimate Total: 67,200						
County: St. Louis City	Payment to IDOT for bridge improvements on the Martin Luther King Bridge. Project involves bridge A4856. Project will be let by IDOT.	25,200	8,400	8,400	8,400	8,400	8,400
Route: MO 799							
Job No.: 6P2386							
Length: 0.39	MPO: Y						
Fund Cat: Statewide Interstate And Major Bridge	Fed: 3,400 State: 850 Local: 0						
Sec Cat: Rehab And Reconst	Awd Date: N/A Anticipated Fed Cat: NHPP						
TIP #:	Future Cost: 0 Estimate Total: 4,250						

* Subject to the approval of the Transportation Improvement Plan by the governing Metropolitan Planning Organization.

Jun-21-2013

Section 4 - 5

District St. Louis

TMA

Dollars in Thousands



2014-2018 Highway and Bridge Construction Schedule

Construction contingency applied to construction cost in the year the project is awarded.
Three percent project growth factor compounded annually is applied to right-of-way and construction costs in program years 2, 3, 4, and 5.
No inflation is applied to the Funding From Other Sources (FFOS) or Payments.
Engineering includes PE costs, CE costs and R/W incidentals.

		STATE FISCAL YEAR PROJECT BUDGETING					
		7/2013- 6/2014	7/2014- 6/2015	7/2015- 6/2016	7/2016- 6/2017	7/2017- 6/2018	
		Prior Prog.					
County: St. Louis City	Payment to IDOT for bridge improvements on the Martin Luther King bridge. Project involves bridge A4856. Project will be let by IDOT.	0	0	0	0	0	0
Route: MO 799		0	0	0	0	0	0
Job No.: 6P3011		0	0	0	0	0	0
Length: 0.39	MPO: Y	0	0	0	0	0	0
Fund Cat: Statewide Interstate And Major Bridge	Fed: 68 State: 17 Local: 0	0	0	0	0	0	0
Sec Cat: Preventive Maint	Awd Date: N/A Anticipated Fed Cat: NHPP	0	0	0	0	0	0
TIP #: 5737-16	Future Cost: 0 Estimate Total: 85	0	0	0	85	0	0
County: Various	Payback for Safe and Sound bridges for the St Louis District. Payment of \$1,273,000 per year from 2011 to 2033. Formerly District 6 SAS payments.	0	0	0	0	0	0
Route: Various		0	0	0	0	0	0
Job No.: 5B0800U		30	0	0	0	0	0
Length: 0.00	MPO: Y	0	0	0	0	0	0
Fund Cat: Taking Care Of System	Fed: 0 State: 6,365 Local: 0	0	0	0	0	0	0
Sec Cat: Rehab And Reconst	Awd Date: N/A Anticipated Fed Cat: State	0	0	0	0	0	0
TIP #: 4772-08	Future Cost: 15,001 - 25,000 Estimate Total: 10,308	30	1,273	1,273	1,273	1,273	1,273
County: Various	On-call work zone enforcement at various routes in the St. Louis District.	0	0	0	0	0	0
Route: Various		0	0	0	0	0	0
Job No.: 613044		0	0	0	0	0	0
Length: 0.00	MPO: Y	0	0	0	0	0	0
Fund Cat: Safety	Fed: 0 State: 75 Local: 0	0	0	0	0	0	0
Sec Cat: Urban Safety	Awd Date: N/A Anticipated Fed Cat: State	0	0	0	0	0	0
TIP #: 5853-14	Future Cost: 0 Estimate Total: 75	0	75	0	0	0	0
County: Various	Engineering services contract for signal optimization at various routes and various counties. CMAQ funds \$673,000.	0	0	0	0	0	0
Route: Various		0	0	0	0	0	0
Job No.: 6P3018		0	0	0	0	0	0
Length: 0.00	MPO: Y	0	0	0	0	0	0
Fund Cat: Taking Care Of System	Fed: 674 State: 168 Local: 0	0	0	0	0	0	0
Sec Cat: Systems Operations	Awd Date: N/A Anticipated Fed Cat: C.M.A.Q.	0	0	0	0	0	0
TIP #: 5853-14	Future Cost: 0 Estimate Total: 842	0	673	842	0	0	0
County: Various	Motorist Assist operations and staff.	0	0	0	0	0	0
Route: Various		0	0	0	0	0	0
Job No.: 6Q2342B		0	0	0	0	0	0
Length: 0.00	MPO: Y	0	0	0	0	0	0
Fund Cat: Major Projects & Emerging Needs	AC-State: 1,668 State: 417 Local: 0	0	0	0	0	0	0
Sec Cat: Systems Operations	Awd Date: N/A Anticipated Fed Cat: S.T.P.	0	0	0	0	0	0
TIP #: 5292B-14	Future Cost: 0 Estimate Total: 2,085	0	2,085	0	0	0	0

* Subject to the approval of the Transportation Improvement Plan by the governing Metropolitan Planning Organization.
Jun-21-2013 Section 4 - 6 District St. Louis

TMA

Dollars in Thousands



2014-2018 Highway and Bridge Construction Schedule

Transportation Planning

P.O. Box 270
Jefferson City, MO 65102

Construction contingency applied to construction cost in the year the project is awarded. Three percent project growth factor compounded annually is applied to right-of-way and construction costs in program years 2, 3, 4, and 5. No inflation is applied to the Funding From Other Sources (FFOS) or Payments. Engineering includes PE costs, CE costs and R/W incidentals.

		STATE FISCAL YEAR PROJECT BUDGETING					
		Prior Prog.	7/2013-6/2014	7/2014-6/2015	7/2015-6/2016	7/2016-6/2017	7/2017-6/2018
County:	Various	ITS maintenance and operations at various locations.					
Route:	Various						
Job No.:	6Q2342E						
Length:	0.00	MPO: Y					
Fund Cat:	Major Projects & Emerging Needs	AC-State: 960	State: 240	Local: 0			
Sec Cat:	Systems Operations	Awd Date: N/A	Anticipated Fed Cat: S.T.P.				
TIP #:	5292E-14	Future Cost: 0	Estimate Total: 1,200				
County:	Various	ITS system preservation, repairs and upgrades at various locations in the St. Louis District.					
Route:	Various						
Job No.:	6Q2342F						
Length:	0.00	MPO: N					
Fund Cat:	Major Projects & Emerging Needs	AC-State: 612	State: 153	Local: 0			
Sec Cat:	Systems Operations	Awd Date: N/A	Anticipated Fed Cat: S.T.P.				
TIP #:	5292F-14	Future Cost: 0	Estimate Total: 765				
County:	Various	Motorist Assist operations and staff.					
Route:	Various						
Job No.:	6Q2343B						
Length:	0.00	MPO: Y					
Fund Cat:	Major Projects & Emerging Needs	AC-State: 1,668	State: 417	Local: 0			
Sec Cat:	Systems Operations	Awd Date: N/A	Anticipated Fed Cat: S.T.P.				
TIP #:	5293B-15	Future Cost: 0	Estimate Total: 2,085				
County:	Various	ITS maintenance and operations at various locations.					
Route:	Various						
Job No.:	6Q2343E						
Length:	0.00	MPO: Y					
Fund Cat:	Major Projects & Emerging Needs	AC-State: 960	State: 240	Local: 0			
Sec Cat:	Systems Operations	Awd Date: N/A	Anticipated Fed Cat: S.T.P.				
TIP #:	5293E-15	Future Cost: 0	Estimate Total: 1,200				
County:	Various	Motorist Assist operations and staff.					
Route:	Various						
Job No.:	6Q2344B						
Length:	0.00	MPO: Y					
Fund Cat:	Major Projects & Emerging Needs	AC-State: 1,668	State: 417	Local: 0			
Sec Cat:	Systems Operations	Awd Date: N/A	Anticipated Fed Cat: S.T.P.				
TIP #:	5512B-16	Future Cost: 0	Estimate Total: 2,085				
Engineering:		0	0	0	0	0	
R/W:		0	0	0	0	0	
Construction:		0	0	0	0	0	
FFOS:		0	0	0	0	0	
Payments:		0	1,200	0	0	0	
Engineering:		0	0	0	0	0	
R/W:		0	0	0	0	0	
Construction:		0	0	0	0	0	
FFOS:		0	0	0	0	0	
Payments:		0	0	0	2,085	0	
Engineering:		0	0	0	0	0	
R/W:		0	0	0	0	0	
Construction:		0	0	0	0	0	
FFOS:		0	0	0	0	0	
Payments:		0	0	0	2,085	0	



2014-2018 Highway and Bridge Construction Schedule

Construction contingency applied to construction cost in the year the project is awarded.
 Three percent project growth factor compounded annually is applied to right-of-way and construction costs in program years 2, 3, 4, and 5.
 No inflation is applied to the Funding From Other Sources (FFOS) or Payments.
 Engineering includes PE costs, CE costs and R/W incidentals.

		STATE FISCAL YEAR PROJECT BUDGETING									
		7/2013- 6/2014		7/2014- 6/2015		7/2015- 6/2016		7/2016- 6/2017		7/2017- 6/2018	
		Prior Prog.									
ITS maintenance and operations at various locations.											
County:	Various										
Route:	Various										
Job No.:	6Q2344E										
Length:	0.00	MPO: Y	Fed:	960	State:	240	Local:	0			
Fund Cat:	Major Projects & Emerging Needs										
Sec Cat:	Systems Operations	Awd Date:	N/A	Anticipated Fed Cat:	S.T.P.						
TIP #:	5512E-16	Future Cost:	0	Estimate Total:	1,200						
Engineering:											
R/W:											
Construction:											
FFOS:											
Payments:											
Motorist Assist operations and staff.											
County:	Various										
Route:	Various										
Job No.:	6Q3000B										
Length:	0.00	MPO: Y	AC-State:	1,668	State:	417	Local:	0			
Fund Cat:	Major Projects & Emerging Needs										
Sec Cat:	Systems Operations	Awd Date:	N/A	Anticipated Fed Cat:	S.T.P.						
TIP #:		Future Cost:	0	Estimate Total:	2,085						
Engineering:											
R/W:											
Construction:											
FFOS:											
Payments:											
ITS maintenance and operations at various locations.											
County:	Various										
Route:	Various										
Job No.:	6Q3000E										
Length:	0.00	MPO: Y	AC-State:	960	State:	240	Local:	0			
Fund Cat:	Major Projects & Emerging Needs										
Sec Cat:	Systems Operations	Awd Date:	N/A	Anticipated Fed Cat:	S.T.P.						
TIP #:		Future Cost:	0	Estimate Total:	1,200						
Engineering:											
R/W:											
Construction:											
FFOS:											
Payments:											
Motorist Assist operations and staff.											
County:	Various										
Route:	Various										
Job No.:	6Q3053B										
Length:	0.00	MPO: Y	AC-State:	1,668	State:	417	Local:	0			
Fund Cat:	Major Projects & Emerging Needs										
Sec Cat:	Systems Operations	Awd Date:	N/A	Anticipated Fed Cat:	S.T.P.						
TIP #:		Future Cost:	0	Estimate Total:	2,085						
Engineering:											
R/W:											
Construction:											
FFOS:											
Payments:											
ITS maintenance and operations at various locations.											
County:	Various										
Route:	Various										
Job No.:	6Q3053E										
Length:	0.00	MPO: Y	AC-State:	960	State:	240	Local:	0			
Fund Cat:	Major Projects & Emerging Needs										
Sec Cat:	Systems Operations	Awd Date:	N/A	Anticipated Fed Cat:	S.T.P.						
TIP #:		Future Cost:	0	Estimate Total:	1,200						
Engineering:											
R/W:											
Construction:											
FFOS:											
Payments:											

* Subject to the approval of the Transportation Improvement Plan by the governing Metropolitan Planning Organization.
 Jun-21-2013 Section 4 - 8 District St. Louis

TMA

Dollars in Thousands



2014-2018 Highway and Bridge Construction Schedule

Transportation Planning

P.O. Box 270
Jefferson City, MO 65102

Construction contingency applied to construction cost in the year the project is awarded.
Three percent project growth factor compounded annually is applied to right-of-way and construction costs in program years 2, 3, 4, and 5.
No inflation is applied to the Funding From Other Sources (FFOS) or Payments.
Engineering includes PE costs, CE costs and R/W incidentals.

County: Various	ITS upgrades throughout the St. Louis District.		STATE FISCAL YEAR PROJECT BUDGETING					
Route: Various			Prior Prog.	7/2013- 6/2014	7/2014- 6/2015	7/2015- 6/2016	7/2016- 6/2017	7/2017- 6/2018
Job No.: 6Q3060			0	2	0	0	0	0
Length: 0.00	MPO: Y		0	0	0	0	0	0
Fund Cat: Taking Care Of System		AC-State: 2,802	0	0	0	0	0	0
Sec Cat: Systems Operations	Awd Date: N/A	Anticipated Fed Cat: S.T.P.	0	0	0	0	0	0
TIP #:	Future Cost: 0	Estimate Total: 3,502	0	3,500	0	0	0	0



2014-2018 Highway and Bridge Construction Schedule

Construction contingency applied to construction cost in the year the project is awarded.
 Three percent project growth factor compounded annually is applied to right-of-way and construction costs in program years 2, 3, 4, and 5.
 No inflation is applied to the Funding From Other Sources (FFOS) or Payments.
 Engineering includes PE costs, CE costs and R/W incidentals.

STATE FISCAL YEAR PROJECT BUDGETING							
	7/2013- 6/2014	7/2014- 6/2015	7/2015- 6/2016	7/2016- 6/2017	7/2017- 6/2018		
FFOS:	5,030	3,334	0	0	0		0
Total R/W:	30	0	0	0	0		0
Total Construction:	0	0	0	0	0		0
Paybacks:	74,613	38,387	36,873	30,203	30,053		
Sub-Total:	74,643	38,387	36,873	30,203	30,053		
Total Engineering:	195	5	0	0	0		0
Grand Total:	74,838	38,392	36,873	30,203	30,053		
		2014	2015	2016	2017	2018	
State	30,723	28,884	31,181	24,579	24,549		
AC-State	8,310	6,308	2,944	5,504	5,504		
Local	0	0	0	0	0		
Sub-total State	39,033	35,192	34,125	30,083	30,053		
Federal							
Sub-total Federal	994	3,200	2,748	120	0		
Grand Total	40,027	38,392	36,873	30,203	30,053		

Project Count: 41



2014-2018 Highway and Bridge Construction Schedule

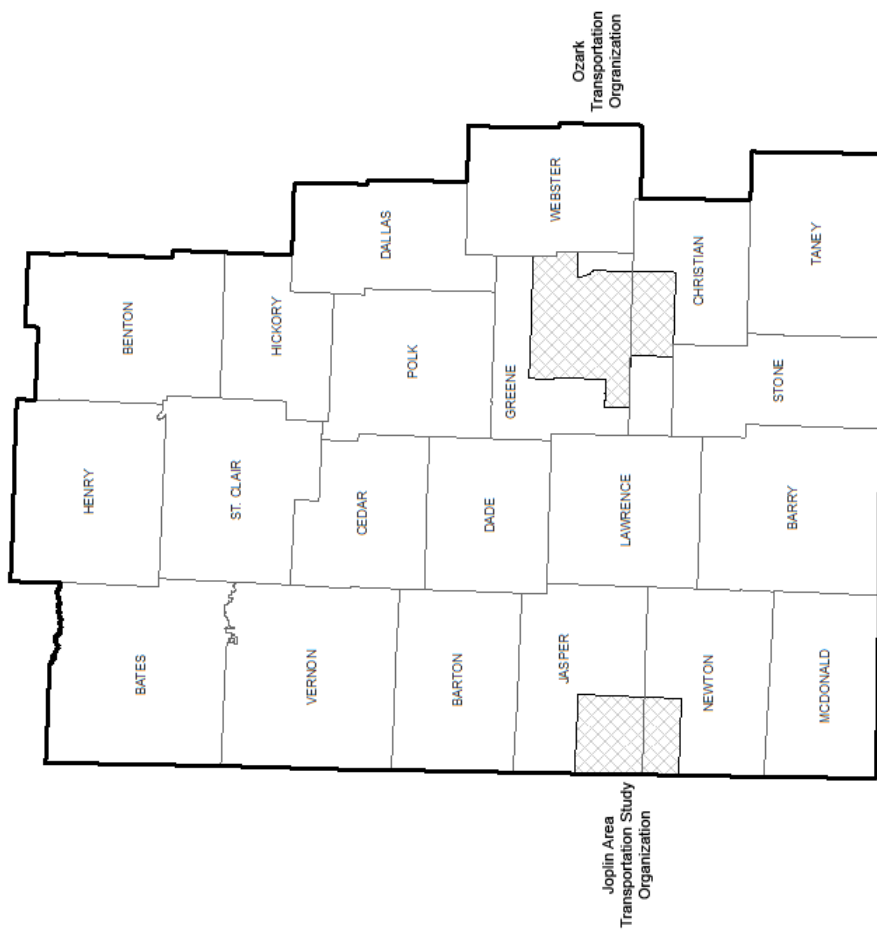
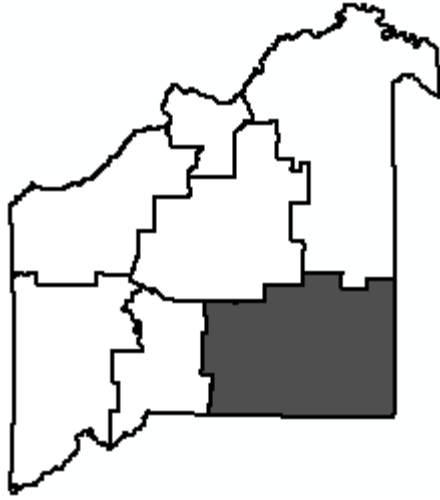
Transportation Planning

P.O. Box 270
Jefferson City, MO 65102

Construction contingency applied to construction cost in the year the project is awarded.
 Three percent inflation compounded annually is applied to right-of-way and construction costs in program years 2, 3, 4, and 5.
 No inflation is applied to the Funding From Other Sources (FFOS) or Payments.
 Engineering includes PE costs, CE costs and R/W incidentals.

STATE FISCAL YEAR PROJECT BUDGETING							
Prior	7/2013-	7/2014-	7/2015-	7/2016-	7/2017-	7/2017-	7/2018-
Prog.	6/2014	6/2015	6/2016	6/2017	6/2017	6/2018	6/2018
FFOS:	5,030	10,651	5,490	800	0	0	0
Total R/W:	3,530	77	0	0	0	0	0
Total Construction:	73,726	132,338	153,598	60,338	45,020	45,020	45,020
Paybacks:	74,613	40,020	38,387	36,873	30,203	30,203	30,053
Sub-Total:	151,869	170,802	190,471	90,541	75,073	75,073	75,073
Total Engineering:	39,693	13,888	10,153	3,480	0	0	0
Grand Total:	191,562	184,690	200,624	94,021	75,073	75,073	75,073
		2014	2015	2016	2017	2018	
State	76,768	51,124	61,903	36,543	33,553	33,553	
AC-State	173,413	93,780	75,390	56,266	23,512	23,512	
Local	500	28	0	800	0	0	
Sub-total State	250,681	144,932	137,293	93,609	57,065	57,065	
Federal							
Sub-total Federal	50,156	39,758	63,331	412	18,008	18,008	
Grand Total	300,837	184,690	200,624	94,021	75,073	75,073	

Project Count: 199



MoDOT's Southwest District

(Note: The following MoDOT projects are located outside the Springfield Metropolitan Planning area boundary.)



2014-2018 Highway and Bridge Construction Schedule

Transportation Planning

P.O. Box 270
Jefferson City, MO 65102

Construction contingency applied to construction cost in the year the project is awarded. Three percent project growth factor compounded annually is applied to right-of-way and construction costs in program years 2, 3, 4, and 5. No inflation is applied to the Funding From Other Sources (FFOS) or Payments. Engineering includes PE costs, CE costs and R/W incidentals.

	STATE FISCAL YEAR PROJECT BUDGETING					
	Prior Prog.	7/2013-6/2014	7/2014-6/2015	7/2015-6/2016	7/2016-6/2017	7/2017-6/2018
County: Barry Route: MO 248 Job No.: 7S2210B Length: 14.14 MPO: N Fund Cat: Taking Care Of System Sec Cat: Low Type Resurfacing Awd Date: 2016 Anticipated Fed Cat: S.T.P. TIP #:	0	2	5	88	0	0
Pavement improvements on various sections from Rte. 76 to Rte. 39. Part of a combination letting involving projects 7S2210B and 8S2463. AC-State: 1,427 State: 356 Local: 0 Future Cost: 0 Estimate Total: 1,783						
County: Barry Route: US 60 Job No.: 7P2220B Length: 17.11 MPO: N Fund Cat: Taking Care Of System Sec Cat: Thin Lift Overlay Awd Date: 2016 Anticipated Fed Cat: NHPP TIP #:	79	2	37	202	0	0
Pavement improvements on various sections from Rte. 37 to Rte. 14. AC-State: 3,082 State: 769 Local: 0 Future Cost: 0 Estimate Total: 3,930						
County: Barry Route: MO 76 Job No.: 8S2463 Length: 1.39 MPO: N Fund Cat: Taking Care Of System Sec Cat: Thin Lift Overlay Awd Date: 2016 Anticipated Fed Cat: S.T.P. TIP #:	89	2	2	12	0	0
Pavement improvements on various sections from Rte. 248 to Rte. 112. Part of a combination letting involving projects 7S2210B and 8S2463. AC-State: 161 State: 39 Local: 0 Future Cost: 0 Estimate Total: 289						
County: Barry Route: RT B Job No.: 7S2210C Length: 4.68 MPO: N Fund Cat: Taking Care Of System Sec Cat: Low Type Resurfacing Awd Date: 2016 Anticipated Fed Cat: S.T.P. TIP #:	0	2	2	26	0	0
Pavement improvements on various sections from Rte. 97 to Rte. 37. Part of a letting combination involving projects 7S2210 and 7S2210C. AC-State: 398 State: 98 Local: 0 Future Cost: 0 Estimate Total: 496						
County: Barton Route: IS 49 Job No.: 7P0797U Length: 0.20 MPO: N Fund Cat: Major Projects & Emerging Needs Sec Cat: System Expansion Awd Date: Winter 14 Anticipated Fed Cat: S.T.P. TIP #:	40	312	0	0	0	0
Construct 1st Street overpass over I-49. Cost Share funds for 7P0797T and 7P0797U are \$488,000 in SFY 2013 and \$750,000 in SFY 2014. \$935,000 Barton County. AC-State: 1,854 State: 102 Local: 935 Future Cost: 0 Estimate Total: 2,933						



2014-2018 Highway and Bridge Construction Schedule

Construction contingency applied to construction cost in the year the project is awarded.
Three percent project growth factor compounded annually is applied to right-of-way and construction costs in program years 2, 3, 4, and 5.
No inflation is applied to the Funding From Other Sources (FFOS) or Payments.
Engineering includes PE costs, CE costs and R/W incidentals.

		STATE FISCAL YEAR PROJECT BUDGETING					
		7/2013- 6/2014	7/2014- 6/2015	7/2015- 6/2016	7/2016- 6/2017	7/2017- 6/2018	Prior Prog.
County: Barton	Bridge improvement over Nicholson Creek. Project involves bridge N0741.	0	42	0	0	0	0
Route: RT P		0	0	0	0	0	0
Job No.: 753024		0	0	0	0	0	0
Length: 0.03	MPO: N	0	271	0	0	0	0
Fund Cat: Taking Care Of System	Fed: 251 State: 62 Local: 0	0	0	0	0	0	0
Sec Cat: Rehab And Reconst	Awd Date: Winter 14 Anticipated Fed Cat: NHPP	0	0	0	0	0	0
TIP #:	Future Cost: 0 Estimate Total: 313	0	0	0	0	0	0
County: Bates	Pavement improvements on various sections from Rte. Y to I-49.	0	4	72	0	0	0
Route: MO 18		0	0	0	0	0	0
Job No.: 752231C		0	0	0	0	0	0
Length: 14.12	MPO: N	0	0	1,345	0	0	0
Fund Cat: Taking Care Of System	AC-State: 1,137 State: 284 Local: 0	0	0	0	0	0	0
Sec Cat: Low Type Resurfacing	Awd Date: Fall 14 Anticipated Fed Cat: S.T.P.	0	0	0	0	0	0
TIP #:	Future Cost: 0 Estimate Total: 1,421	0	0	0	0	0	0
County: Bates	Job Order Contracting for pavement repair from the Cass County line to I-44 in Jasper County.	0	20	0	0	0	0
Route: IS 49		0	0	0	0	0	0
Job No.: 212166W		0	0	0	0	0	0
Length: 100.75	MPO: N	0	250	0	0	0	0
Fund Cat: Statewide Interstate And Major Bridge	AC-State: 243 State: 27 Local: 0	0	0	0	0	0	0
Sec Cat: Preventive Maint	Awd Date: Winter 14 Anticipated Fed Cat: NHPP	0	0	0	0	0	0
TIP #:	Future Cost: 0 Estimate Total: 270	0	0	0	0	0	0
County: Bates	Various improvements from Cass County to I-44 as part of the upgrade to I-49.	210	44	754	0	0	0
Route: IS 49	Amendment 3 new major project.	0	0	0	0	0	0
Job No.: 7P0797		0	0	0	0	0	0
Length: 100.75	MPO: N	0	0	3,475	0	0	0
Fund Cat: Amendment 3	AC-State: 3,418 State: 855 Local: 0	0	0	0	0	0	0
Sec Cat: System Expansion	Awd Date: N/A Anticipated Fed Cat: NHPP	0	0	0	0	0	0
TIP #:	Future Cost: 0 Estimate Total: 4,483	0	0	0	0	0	0
County: Bates	Pavement improvements on various sections from Rtes. A/B in Bates County to Rtes. A/B in Cass County.	203	789	0	0	0	0
Route: IS 49		0	0	0	0	0	0
Job No.: 7P2175B		0	0	0	0	0	0
Length: 26.84	MPO: Y	0	11,737	0	0	0	0
Fund Cat: Taking Care Of System	AC-State: 10,021 State: 2,505 Local: 0	0	0	0	0	0	0
Sec Cat: Thin Lift Overlay	Awd Date: Fall 13 Anticipated Fed Cat: NHPP	0	0	0	0	0	0
TIP #:	Future Cost: 0 Estimate Total: 12,729	0	0	0	0	0	0

* Subject to the approval of the Transportation Improvement Plan by the governing Metropolitan Planning Organization.
Jun-20-2013 Section 4 - 2 District Southwest

Dollars in Thousands



2014-2018 Highway and Bridge Construction Schedule

Transportation Planning

P.O. Box 270
Jefferson City, MO 65102

Construction contingency applied to construction cost in the year the project is awarded. Three percent project growth factor compounded annually is applied to right-of-way and construction costs in program years 2, 3, 4, and 5. No inflation is applied to the Funding From Other Sources (FFOS) or Payments. Engineering includes PE costs, CE costs and R/W incidentals.

	STATE FISCAL YEAR PROJECT BUDGETING					
	Prior Prog.	7/2013-6/2014	7/2014-6/2015	7/2015-6/2016	7/2016-6/2017	7/2017-6/2018
County: Bates	86	76	385	0	0	0
Route: IS 49	0	0	0	0	0	0
Job No.: 7P2199	0	0	0	0	0	0
Length: 18.51	0	0	6,708	0	0	0
Fund Cat: Taking Care Of System	0	0	0	0	0	0
Sec Cat: Thin Lift Overlay	0	0	0	0	0	0
TIP #:	0	0	0	0	0	0
Pavement improvements on various sections from Rtes. A/B in Bates County to Rte. 54 in Vernon County.						
AC-State:			5,735	1,434	Local:	0
Anticipated Fed Cat:			NHPP	Federal Oversight		
Future Cost:			0	Estimate Total:		7,255
County: Benton	0	112	0	0	0	0
Route: US 65	0	0	0	0	0	0
Job No.: 7P3026	0	0	0	0	0	0
Length: 4.05	0	1,506	0	0	0	0
Fund Cat: Taking Care Of System	0	0	0	0	0	0
Sec Cat: Thin Lift Overlay	0	0	0	0	0	0
TIP #:	0	0	0	0	0	0
Pavement improvements on various sections from the Osage River to 0.2 mile south of Rte. MM.						
AC-State:			1,294	324	Local:	0
Anticipated Fed Cat:			NHPP			
Future Cost:			0	Estimate Total:		1,618
County: Benton	0	2	2	24	0	0
Route: US 65	0	0	0	0	0	0
Job No.: 7P3030	0	0	0	0	0	0
Length: 5.04	0	0	0	429	0	0
Fund Cat: Taking Care Of System	0	0	0	0	0	0
Sec Cat: Thin Lift Overlay	0	0	0	0	0	0
TIP #:	0	0	0	0	0	0
Pavement improvements on various sections of the northbound lanes from south of Rte. 52 east junction to south of Rte. 52 west junction.						
AC-State:			367	90	Local:	0
Anticipated Fed Cat:			NHPP			
Future Cost:			0	Estimate Total:		457
County: Benton	0	2	15	303	0	0
Route: US 65	0	0	0	0	0	0
Job No.: 7P3037	0	0	0	0	0	0
Length: 33.72	0	0	0	4,656	0	0
Fund Cat: Taking Care Of System	0	0	0	0	0	0
Sec Cat: Thin Lift Overlay	0	0	0	0	0	0
TIP #:	0	0	0	0	0	0
Pavement improvements on various sections from Rte. AA in Benton County to Rte. 32 in Buffalo.						
AC-State:			3,982	994	Local:	0
Anticipated Fed Cat:			NHPP			
Future Cost:			0	Estimate Total:		4,976
County: Benton	0	2	52	131	0	0
Route: US 65	0	0	0	0	0	0
Job No.: 7P3040	0	0	0	0	0	0
Length: 4.29	0	0	0	2,785	0	0
Fund Cat: Taking Care Of System	0	0	0	0	0	0
Sec Cat: Thin Lift Overlay	0	0	0	0	0	0
TIP #:	0	0	0	0	0	0
Pavement improvements on various sections of the southbound lanes from Rte. 52 west junction to Rte. 52 east junction.						
AC-State:			2,391	597	Local:	0
Anticipated Fed Cat:			NHPP			
Future Cost:			0	Estimate Total:		2,988



2014-2018 Highway and Bridge Construction Schedule

Construction contingency applied to construction cost in the year the project is awarded.
Three percent project growth factor compounded annually is applied to right-of-way and construction costs in program years 2, 3, 4, and 5.
No inflation is applied to the Funding From Other Sources (FFOS) or Payments.
Engineering includes PE costs, CE costs and R/W incidentals.

		STATE FISCAL YEAR PROJECT BUDGETING					
		Prior Prog.	7/2013-6/2014	7/2014-6/2015	7/2015-6/2016	7/2016-6/2017	7/2017-6/2018
County: Benton	Pavement improvements on various sections from 0.2 mile south of Rte. MM to Rte. AA.	2	2	4	67	0	0
Route: US 65		0	0	0	0	0	0
Job No.: 8P2291		0	0	0	0	0	0
Length: 8.53	MPO: N	0	0	0	1,288	0	0
Fund Cat: Taking Care Of System	AC-State: 1,089 State: 272 Local: 0	0	0	0	0	0	0
Sec Cat: Thin Lift Overlay	Awd Date: 2016 Anticipated Fed Cat: NHPP	0	0	0	0	0	0
TIP #: 44HS-11	Future Cost: 0 Estimate Total: 1,363	0	0	0	0	0	0
County: Benton	Pavement improvements on various sections from Rte. 65 to Camden County. \$191,000 Repeat Offender funds. Part of combination letting involving projects 5P2211 and 5P2211B.	142	103	0	0	0	0
Route: MO 7		0	0	0	0	0	0
Job No.: 5P2211		0	0	0	0	0	0
Length: 31.14	MPO: N	0	2,008	0	0	0	0
Fund Cat: Taking Care Of System	AC-State: 1,688 State: 423 Local: 0	0	0	0	0	0	0
Sec Cat: Thin Lift Overlay	Awd Date: Fall 13 Anticipated Fed Cat: NHPP	0	191	0	0	0	0
TIP #: 44HS-11	Future Cost: 0 Estimate Total: 2,253	0	0	0	0	0	0
County: Cedar	Bridge improvements over Stockton Lake (Sac River). Project involves bridge A2074.	1,531	473	520	0	0	0
Route: MO 215		0	0	0	0	0	0
Job No.: 7P2224		0	0	0	0	0	0
Length: 0.79	MPO: N	0	0	8,240	0	0	0
Fund Cat: Statewide Interstate And Major Bridge	AC-State: 7,386 State: 1,847 Local: 0	0	0	0	0	0	0
Sec Cat: Rehab And Reconst	Awd Date: 2015 Anticipated Fed Cat: S.T.P. Federal Oversight	0	0	0	0	0	0
TIP #: 44HS-11	Future Cost: 0 Estimate Total: 10,764	0	0	0	0	0	0
County: Cedar	Pavement improvements on various sections from east of Rte. 32 to Rte. MM in St. Clair County.	60	10	205	0	0	0
Route: US 54		0	0	0	0	0	0
Job No.: 7P2206		0	0	0	0	0	0
Length: 25.07	MPO: N	0	0	3,556	0	0	0
Fund Cat: Taking Care Of System	AC-State: 3,017 State: 754 Local: 0	0	0	0	0	0	0
Sec Cat: Thin Lift Overlay	Awd Date: Fall 14 Anticipated Fed Cat: NHPP	0	0	0	0	0	0
TIP #: 44HS-11	Future Cost: 0 Estimate Total: 3,831	0	0	0	0	0	0
County: Christian	Pavement and safety improvements on various sections from the Ozarks Transportation Organization boundary to Rte. 14. \$182,000 Repeat Offender funds. Part of a combination letting involving projects 7S3027, 8P2292 and 8S3028.	0	34	0	0	0	0
Route: MO 125		0	0	0	0	0	0
Job No.: 7S3027		0	0	0	0	0	0
Length: 3.90	MPO: N	0	522	0	0	0	0
Fund Cat: Taking Care Of System	AC-State: 445 State: 111 Local: 0	0	0	0	0	0	0
Sec Cat: Thin Lift Overlay	Awd Date: Fall 13 Anticipated Fed Cat: S.T.P.	0	182	0	0	0	0
TIP #: 44HS-11	Future Cost: 0 Estimate Total: 556	0	0	0	0	0	0

* Subject to the approval of the Transportation Improvement Plan by the governing Metropolitan Planning Organization.
Jun-20-2013 Section 4 - 4 District Southwest



2014-2018 Highway and Bridge Construction Schedule

Transportation Planning

P.O. Box 270
Jefferson City, MO 65102

Construction contingency applied to construction cost in the year the project is awarded. Three percent project growth factor compounded annually is applied to right-of-way and construction costs in program years 2, 3, 4, and 5. No inflation is applied to the Funding From Other Sources (FFOS) or Payments. Engineering includes PE costs, CE costs and R/W incidentals.

	STATE FISCAL YEAR PROJECT BUDGETING					
	Prior Prog.	7/2013-6/2014	7/2014-6/2015	7/2015-6/2016	7/2016-6/2017	7/2017-6/2018
County: Christian	9	23	0	0	0	0
Route: MO 14	0	0	0	0	0	0
Job No.: 8S2416	0	236	0	0	0	0
Length: 0.70						
Fund Cat: Safety						
Sec Cat: Safety						
TIP #:						
Safety improvements 1 mile east of Rte. N. \$236,000 Repeat Offender funds. Part of a combination letting involving projects 8S1300, 8S1300B, 8S2277, 8S2414, 8S2416, 8S2443, 8S2444.						
Length: 0.70						
Fund Cat: Safety						
Sec Cat: Safety						
TIP #:						
MPO: N Fed: 232 State: 27 Local: 0 Awd Date: Fall 13 Anticipated Fed Cat: Safety Future Cost: 0 Estimate Total: 268						
County: Christian	17	35	0	0	0	0
Route: US 65	0	0	0	0	0	0
Job No.: 7P3006	0	835	0	0	0	0
Length: 4.78						
Fund Cat: Taking Care Of System						
Sec Cat: Thin Lift Overlay						
TIP #:						
Pavement improvements on various sections of the southbound lanes from the Ozarks Transportation Organization boundary n/o Rte. E.E. Part of a combination letting involving projects 7P3006, 8P2263C, and 8S2266.						
Length: 4.78						
Fund Cat: Taking Care Of System						
Sec Cat: Thin Lift Overlay						
TIP #:						
MPO: Y AC-State: 696 State: 174 Local: 0 Awd Date: Fall 13 Anticipated Fed Cat: NHPP Future Cost: 0 Estimate Total: 887						
County: Christian	0	87	193	0	0	0
Route: US 65	0	0	0	0	0	0
Job No.: 7P3032	0	0	3,582	0	0	0
Length: 0.78						
Fund Cat: Taking Care Of System						
Sec Cat: Preventive Maint						
TIP #:						
Preventive maintenance on various bridges in the rural Southwest District. Project involves bridges A0896, A0897, P0195, A2063, A3813, NO932, A2075, A0682, R0410 and A2007. Add alternate work on bridges A3640 and A3811.						
Length: 0.78						
Fund Cat: Taking Care Of System						
Sec Cat: Preventive Maint						
TIP #:						
MPO: N AC-State: 3,091 State: 771 Local: 0 Awd Date: 2015 Anticipated Fed Cat: S.T.P. Future Cost: 0 Estimate Total: 3,862						
County: Christian	22	1	1	4	30	0
Route: RT T	0	0	0	0	0	0
Job No.: 8S2237	0	0	0	0	0	0
Length: 10.14						
Fund Cat: Taking Care Of System						
Sec Cat: Thin Lift Overlay						
TIP #:						
MPO: N AC-State: 639 State: 40 Local: 0 Awd Date: 2017 Anticipated Fed Cat: S.T.P. Future Cost: 0 Estimate Total: 701						
County: Christian	5	47	0	0	0	0
Route: RT ZZ	0	0	0	0	0	0
Job No.: 8S2277	0	580	0	0	0	0
Length: 5.48						
Fund Cat: Taking Care Of System						
Sec Cat: Thin Lift Overlay						
TIP #:						
MPO: N AC-State: 502 State: 125 Local: 0 Awd Date: Fall 13 Anticipated Fed Cat: S.T.P. Future Cost: 0 Estimate Total: 632						
County: Christian	0	240	0	0	0	0
Route: RT ZZ	0	0	0	0	0	0
Job No.: 8S2277	0	0	0	0	0	0
Length: 5.48						
Fund Cat: Taking Care Of System						
Sec Cat: Thin Lift Overlay						
TIP #:						
Pavement improvements on various sections from Rte. 125 to Rte. UU.						
Pavement improvements on various sections from County Road 194 to Rte. 14. \$240,000 High Risk Rural Roads funds. Part of a combination letting involving projects 8S1300, 8S1300B, 8S2277, 8S2414, 8S2416, 8S2443, and 8S2444.						



2014-2018 Highway and Bridge Construction Schedule

Construction contingency applied to construction cost in the year the project is awarded.
 Three percent project growth factor compounded annually is applied to right-of-way and construction costs in program years 2, 3, 4, and 5.
 No inflation is applied to the Funding From Other Sources (FFOS) or Payments.
 Engineering includes PE costs, CE costs and R/W incidentals.

	STATE FISCAL YEAR PROJECT BUDGETING						
	Prior Prog.	7/2013-6/2014	7/2014-6/2015	7/2015-6/2016	7/2016-6/2017	7/2017-6/2018	
County: Dade	0	40	480	503	0	0	Engineering:
Route: RT H	0	0	0	0	0	0	R/W:
Job No.: 753005	0	0	0	0	0	0	Construction:
Length: 0.20	0	0	0	3,183	0	0	FFOS:
Fund Cat: Statewide Interstate And Major Bridge	0	0	0	0	0	0	Payments:
Sec Cat: Rehab And Reconst	0	0	0	0	0	0	
TIP #: 2016	0	0	0	0	0	0	
Bridge improvement over Stockton Lake. Project involves bridge A2929.							
County: Dallas	130	46	0	0	0	0	Engineering:
Route: MO 32	0	0	0	0	0	0	R/W:
Job No.: 8S2465	0	0	0	0	0	0	Construction:
Length: 9.26	0	887	0	0	0	0	FFOS:
Fund Cat: Taking Care Of System	0	352	0	0	0	0	Payments:
Sec Cat: Thin Lift Overlay	0	0	0	0	0	0	
TIP #: Winter 14	0	0	0	0	0	0	
Pavement improvements on various sections from east of Rte. 65 to Rte. P. \$352,000 Repeat Offender funds. Part of a combination letting involving projects 5S3006D, 5S3006C, 7P3002, 8L1300N, 8L1300H, and 8S2465.							
County: Dallas	3	1	1	2	12	0	Engineering:
Route: MO 38	0	0	0	0	0	0	R/W:
Job No.: 8S2439	0	0	0	0	0	0	Construction:
Length: 0.02	0	0	0	0	162	0	FFOS:
Fund Cat: Taking Care Of System	0	0	0	0	0	0	Payments:
Sec Cat: Rehab And Reconst	0	0	0	0	0	0	
TIP #: 2017	0	0	0	0	0	0	
Streambank stabilization on Rte. 38 at Greasy Creek in Dallas County. Project involves bridge A3058.							
County: Dallas	0	46	0	0	0	0	Engineering:
Route: MO 64	0	0	0	0	0	0	R/W:
Job No.: 7P3022	0	0	0	0	0	0	Construction:
Length: 17.87	0	867	0	0	0	0	FFOS:
Fund Cat: Safety	0	840	0	0	0	0	Payments:
Sec Cat: Safety	0	0	0	0	0	0	
TIP #: Winter 14	0	0	0	0	0	0	
Safety improvements on various sections from Rte. 65 to Rte. 64A. \$443,000 Repeat Offender funds; \$364,000 Open Container funds; \$33,000 High Risk Rural Roads funds. Combination letting involving projects 5S3006D, 5S3006C, 7P3002, 8L1300N, 8L1300H, and 8S2465.							
County: Dallas	12	79	0	0	0	0	Engineering:
Route: MO 64	0	0	0	0	0	0	R/W:
Job No.: 8L1300H	0	0	0	0	0	0	Construction:
Length: 17.17	0	1,137	0	0	0	0	FFOS:
Fund Cat: Taking Care Of System	0	0	0	0	0	0	Payments:
Sec Cat: Thin Lift Overlay	0	0	0	0	0	0	
TIP #: Winter 14	0	0	0	0	0	0	
Pavement improvements on various sections from Rte. 65 to Rte. 64A. Part of a combination letting involving projects 5S3006D, 5S3006C, 7P3002, 8L1300N, 8L1300H, and 8S2465.							
County: Dallas	0	0	0	0	0	0	Engineering:
Route: MO 64	0	0	0	0	0	0	R/W:
Job No.: 8L1300H	0	0	0	0	0	0	Construction:
Length: 17.17	0	1,137	0	0	0	0	FFOS:
Fund Cat: Taking Care Of System	0	0	0	0	0	0	Payments:
Sec Cat: Thin Lift Overlay	0	0	0	0	0	0	
TIP #: Winter 14	0	0	0	0	0	0	

* Subject to the approval of the Transportation Improvement Plan by the governing Metropolitan Planning Organization.
 Jun-20-2013 Section 4 - 6 District Southwest



2014-2018 Highway and Bridge Construction Schedule

Transportation Planning

P.O. Box 270
Jefferson City, MO 65102

Construction contingency applied to construction cost in the year the project is awarded. Three percent project growth factor compounded annually is applied to right-of-way and construction costs in program years 2, 3, 4, and 5. No inflation is applied to the Funding From Other Sources (FFOS) or Payments. Engineering includes PE costs, CE costs and R/W incidentals.

	STATE FISCAL YEAR PROJECT BUDGETING					
	Prior Prog.	7/2013-6/2014	7/2014-6/2015	7/2015-6/2016	7/2016-6/2017	7/2017-6/2018
County: Dallas Route: US 65 Job No.: 7P2212 Length: 10.67 MPO: N Fund Cat: Taking Care Of System Sec Cat: Thin Lift Overlay TIP #: 19HS-11	37	98	0	0	0	0
Pavement improvements on various sections of the northbound lanes from Rte. AA to Rte. EE. Awd Date: Fall 13 Anticipated Fed Cat: NHPP Future Cost: 0 Estimate Total: 2,505	Engineering:	R/W:	Construction:	FFOS:	Payments:	
County: Dallas Route: US 65 Job No.: 7P3038 Length: 0.93 MPO: N Fund Cat: Major Projects & Emerging Needs Sec Cat: Thin Lift Overlay TIP #:	0	2	2	14	0	0
Pavement improvements on various sections from Rte. 32 to south of Truman Road in Buffalo. Awd Date: 2016 Anticipated Fed Cat: NHPP Future Cost: 0 Estimate Total: 246	Engineering:	R/W:	Construction:	FFOS:	Payments:	
County: Dallas Route: RT B Job No.: 7S3036 Length: 0.24 MPO: N Fund Cat: Taking Care Of System Sec Cat: Rehab And Reconst TIP #:	0	167	141	0	0	0
Bridge improvements over Dousinbury Creek and Four Mile Creek in Dallas County and over the Pomme de Terre River in Polk County. Project involves bridges P0962, X0060, P0921. Awd Date: Fall 14 Anticipated Fed Cat: NHPP Future Cost: 0 Estimate Total: 2,353	Engineering:	R/W:	Construction:	FFOS:	Payments:	
County: Dallas Route: RT D Job No.: 8L1300M Length: 8.17 MPO: N Fund Cat: Taking Care Of System Sec Cat: Thin Lift Overlay TIP #:	0	5	25	0	0	0
Pavement improvements on various sections from Rte. 65 to Rte. 73. Awd Date: Fall 14 Anticipated Fed Cat: S.T.P. Future Cost: 0 Estimate Total: 651	Engineering:	R/W:	Construction:	FFOS:	Payments:	
County: Greene Route: MO 125 Job No.: 8S2465B Length: 5.28 MPO: Y Fund Cat: Taking Care Of System Sec Cat: Thin Lift Overlay TIP #:	0	25	0	0	0	0
Pavement improvements on various sections from east of Rte. 65 in Fair Grove to the Ozarks Transportation Organization boundary. Part of a combined letting involving projects 8S2465B and 8S1300C. \$178,000 Repeat Offender funds. Awd Date: Fall 13 Anticipated Fed Cat: S.T.P. Future Cost: 0 Estimate Total: 499	Engineering:	R/W:	Construction:	FFOS:	Payments:	



2014-2018 Highway and Bridge Construction Schedule

Construction contingency applied to construction cost in the year the project is awarded.
Three percent project growth factor compounded annually is applied to right-of-way and construction costs in program years 2, 3, 4, and 5.
No inflation is applied to the Funding From Other Sources (FFOS) or Payments.
Engineering includes PE costs, CE costs and R/W incidentals.

		STATE FISCAL YEAR PROJECT BUDGETING					
		7/2013- 6/2014	7/2014- 6/2015	7/2015- 6/2016	7/2016- 6/2017	7/2017- 6/2018	Prior Prog.
County: Greene	Roadway improvements from County Road 243 to east of Rogersville. Potential Design/Build project.	1,842	0	0	0	0	2,000
Route: US 60							
Job No.: 8P0683		5,180	0	0	0	0	0
Length: 4.87	MPO: N	28,249	0	0	0	0	0
Fund Cat: Major Projects & Emerging Needs	AC-State: 28,217 State: 7,054 Local: 0	0	0	0	0	0	0
Sec Cat: System Expansion	Awd Date: 2014 Anticipated Fed Cat: NHPP	0	0	0	0	0	0
TIP #: 4.87	Future Cost: 0 Estimate Total: 37,271	0	0	0	0	0	0
County: Greene	Pavement improvements on various sections of the northbound lanes from Rte. KK in Greene County to Rte. AA in Dallas County. Part of a combination letting involving projects 7P2212B and 8P3006.	20	130	0	0	0	1
Route: US 65							
Job No.: 7P2212B		0	0	0	0	0	0
Length: 10.67	MPO: N	0	1,918	0	0	0	0
Fund Cat: Taking Care Of System	AC-State: 1,654 State: 414 Local: 0	0	0	0	0	0	0
Sec Cat: Thin Lift Overlay	Awd Date: Fall 14 Anticipated Fed Cat: NHPP	0	0	0	0	0	0
TIP #: 10.67	Future Cost: 0 Estimate Total: 2,069	0	0	0	0	0	0
County: Greene	Pavement improvements on various sections of the southbound lanes from the Pomme de Terre River to Rte. KK.	0	0	0	0	0	2
Route: US 65							
Job No.: 7P2212C		0	0	0	0	0	0
Length: 6.31	MPO: Y	0	0	0	0	0	0
Fund Cat: Taking Care Of System	AC-State: 2,508 State: 627 Local: 0	0	0	0	0	0	0
Sec Cat: Thin Lift Overlay	Awd Date: 2018 Anticipated Fed Cat: NHPP	0	0	0	0	0	0
TIP #: 6.31	Future Cost: 0 Estimate Total: 3,137	0	0	0	0	0	0
County: Greene	Bridge improvements over I-44 at the Rtes. N/T interchange west of Springfield. Project involves bridge A0230.	406	116	0	0	0	120
Route: RT N							
Job No.: 8S2407		0	0	0	0	0	0
Length: 0.01	MPO: N	0	1,736	0	0	0	0
Fund Cat: Taking Care Of System	Fed: 1,807 State: 451 Local: 0	0	0	0	0	0	0
Sec Cat: Rehab And Reconst	Awd Date: 2015 Anticipated Fed Cat: NHPP	0	0	0	0	0	0
TIP #: 0.01	Future Cost: 0 Estimate Total: 2,378	0	0	0	0	0	0
County: Greene	Pavement improvements on various sections from 1 mile west of Paradise Road to Rte. B in Northview. Part of a combination letting involving projects 8S2340, 8S2449, 8S2426 and 8P2265. \$177,000 Repeat Offender funds.	27	0	0	0	0	5
Route: RT OO							
Job No.: 8S2340		0	0	0	0	0	0
Length: 4.81	MPO: N	526	0	0	0	0	0
Fund Cat: Taking Care Of System	AC-State: 443 State: 110 Local: 0	0	0	0	0	0	0
Sec Cat: Thin Lift Overlay	Awd Date: Fall 13 Anticipated Fed Cat: S.T.P.	0	177	0	0	0	0
TIP #: 4.81	Future Cost: 0 Estimate Total: 558	0	0	0	0	0	0

* Subject to the approval of the Transportation Improvement Plan by the governing Metropolitan Planning Organization.
Jun-20-2013 Section 4 - 8 District Southwest



2014-2018 Highway and Bridge Construction Schedule

Construction contingency applied to construction cost in the year the project is awarded. Three percent project growth factor compounded annually is applied to right-of-way and construction costs in program years 2, 3, 4, and 5. No inflation is applied to the Funding From Other Sources (FFOS) or Payments. Engineering includes PE costs, CE costs and R/W incidentals.

	STATE FISCAL YEAR PROJECT BUDGETING					
	Prior Prog.	7/2013-6/2014	7/2014-6/2015	7/2015-6/2016	7/2016-6/2017	7/2017-6/2018
County: Henry Route: MO 13 Job No.: 4P1892 Length: 0.40 MPO: N Fund Cat: Statewide Interstate And Major Bridge Sec Cat: Rehab And Reconst Awd Date: Winter 14 Anticipated Fed Cat: NHPP TIP #: Future Cost: 0 Estimate Total: 3,177 Bridge improvements over Truman Lake. Project involves bridge A0487.	252	353	0	0	0	0
Engineering:						
R/W:	0	0	0	0	0	0
Construction:	0	2,572	0	0	0	0
FFOS:	0	0	0	0	0	0
Payments:	0	0	0	0	0	0
County: Henry Route: MO 13 Job No.: 7P3010 Length: 13.56 MPO: N Fund Cat: Taking Care Of System Sec Cat: Thin Lift Overlay Awd Date: 2016 Anticipated Fed Cat: NHPP TIP #: 19HS-12 Future Cost: 0 Estimate Total: 3,811 Asphalt pavement improvements on various sections from north of Deer Run Avenue in Clinton to County Road NE 301 in St. Clair County.	25	2	2	183	0	0
Engineering:						
R/W:	0	0	0	0	0	0
Construction:	0	0	0	3,599	0	0
FFOS:	0	0	0	0	0	0
Payments:	0	0	0	0	0	0
County: Henry Route: BU 13 Job No.: 7P3031 Length: 1.52 MPO: N Fund Cat: Taking Care Of System Sec Cat: Thin Lift Overlay Awd Date: 2016 Anticipated Fed Cat: NHPP TIP #: Future Cost: 0 Estimate Total: 477 Pavement improvements on various sections of 2nd Street from Rte. 7 to Rte. 18.	0	2	2	25	0	0
Engineering:						
R/W:	0	0	0	0	0	0
Construction:	0	0	0	448	0	0
FFOS:	0	0	0	0	0	0
Payments:	0	0	0	0	0	0
County: Henry Route: MO 13 Job No.: 7P3034 Length: 13.56 MPO: N Fund Cat: Taking Care Of System Sec Cat: Thin Lift Overlay Awd Date: 2016 Anticipated Fed Cat: NHPP TIP #: Future Cost: 0 Estimate Total: 699 Concrete pavement improvements on various sections from north of Deer Run Avenue in Clinton to County Road NE 301 in St. Clair County.	0	2	2	35	0	0
Engineering:						
R/W:	0	0	0	0	0	0
Construction:	0	0	0	660	0	0
FFOS:	0	0	0	0	0	0
Payments:	0	0	0	0	0	0
County: Henry Route: MO 13 Job No.: 7P3035 Length: 11.41 MPO: N Fund Cat: Taking Care Of System Sec Cat: Thin Lift Overlay Awd Date: 2016 Anticipated Fed Cat: NHPP TIP #: Future Cost: 0 Estimate Total: 1,877 Pavement improvements on various sections from County Road 1300 to Rte. 7 in Clinton.	0	2	4	91	0	0
Engineering:						
R/W:	0	0	0	0	0	0
Construction:	0	0	0	1,780	0	0
FFOS:	0	0	0	0	0	0
Payments:	0	0	0	0	0	0



2014-2018 Highway and Bridge Construction Schedule

Construction contingency applied to construction cost in the year the project is awarded.
 Three percent project growth factor compounded annually is applied to right-of-way and construction costs in program years 2, 3, 4, and 5.
 No inflation is applied to the Funding From Other Sources (FFOS) or Payments.
 Engineering includes PE costs, CE costs and R/W incidentals.

		STATE FISCAL YEAR PROJECT BUDGETING					
		7/2013- 6/2014	7/2014- 6/2015	7/2015- 6/2016	7/2016- 6/2017	7/2017- 6/2018	
		Prior Prog.					
County: Henry	Pavement improvements on various sections of Ohio Street from Bus. Rte. 13 (2nd Street) to Rte. 7 in Clinton.	0	2	2	19	0	
Route: MO 18							
Job No.: 753033		0	0	0	0	0	
Length: 1.20	MPO: N	0	0	0	332	0	
Fund Cat: Taking Care Of System	AC-State: 286 State: 69 Local: 0	0	0	0	0	0	
Sec Cat: Thin Lift Overlay	Awd Date: 2016 Anticipated Fed Cat: S.T.P.	0	0	0	0	0	
TIP #:	Future Cost: 0 Estimate Total: 355	0	0	0	0	0	
County: Henry	Pavement improvements on various sections from Rte. B in Cass County to Rte. 18 in Clinton.	0	2	34	568	0	
Route: MO 7		0	0	0	0	0	
Job No.: 7P3047		0	0	0	0	0	
Length: 21.24	MPO: N	0	0	0	8,756	0	
Fund Cat: Taking Care Of System	AC-State: 7,489 State: 1,871 Local: 0	0	0	0	0	0	
Sec Cat: Thin Lift Overlay	Awd Date: 2016 Anticipated Fed Cat: NHPP	0	0	0	0	0	
TIP #:	Future Cost: 0 Estimate Total: 9,360	0	0	0	0	0	
County: Hickory	Pavement improvements on various sections from Rte. 83 to Rte. 64.	5	2	50	0	0	
Route: MO 254		0	0	0	0	0	
Job No.: 8L1300P		0	0	655	0	0	
Length: 7.20	MPO: N	0	0	0	0	0	
Fund Cat: Taking Care Of System	AC-State: 566 State: 141 Local: 0	0	0	0	0	0	
Sec Cat: Thin Lift Overlay	Awd Date: Fall 14 Anticipated Fed Cat: S.T.P.	0	0	0	0	0	
TIP #:	Future Cost: 0 Estimate Total: 712	0	0	0	0	0	
County: Hickory	Bridge improvements over Pomme de Terre River in Hermitage. Project involves bridge A0682.	111	117	0	0	0	
Route: MO 254		0	0	0	0	0	
Job No.: 8S2408		0	665	0	0	0	
Length: 0.20	MPO: N	0	0	0	0	0	
Fund Cat: Taking Care Of System	AC-State: 626 State: 156 Local: 0	0	0	0	0	0	
Sec Cat: Rehab And Reconst	Awd Date: Fall 13 Anticipated Fed Cat: S.T.P.	0	0	0	0	0	
TIP #:	Future Cost: 0 Estimate Total: 893	0	0	0	0	0	
County: Hickory	Turn-lane improvements at various locations from Rte. 54 to Rte. 73.	116	124	0	0	0	
Route: US 65		24	18	0	0	0	
Job No.: 8P2456		0	960	0	0	0	
Length: 20.28	MPO: N	0	0	0	0	0	
Fund Cat: Major Projects & Emerging Needs	AC-State: 881 State: 221 Local: 0	0	0	0	0	0	
Sec Cat: Regional	Awd Date: Winter 14 Anticipated Fed Cat: NHPP	0	0	0	0	0	
TIP #:	Future Cost: 0 Estimate Total: 1,242	0	0	0	0	0	

* Subject to the approval of the Transportation Improvement Plan by the governing Metropolitan Planning Organization.
 Jun-20-2013 Section 4 - 10 District Southwest



2014-2018 Highway and Bridge Construction Schedule

Transportation Planning

P.O. Box 270
Jefferson City, MO 65102

Construction contingency applied to construction cost in the year the project is awarded. Three percent project growth factor compounded annually is applied to right-of-way and construction costs in program years 2, 3, 4, and 5. No inflation is applied to the Funding From Other Sources (FFOS) or Payments. Engineering includes PE costs, CE costs and R/W incidentals.

	STATE FISCAL YEAR PROJECT BUDGETING					
	Prior Prog.	7/2013-6/2014	7/2014-6/2015	7/2015-6/2016	7/2016-6/2017	7/2017-6/2018
County: Jasper Route: MO 171 Job No.: 7P0820 Length: 0.40 MPO: Y Fund Cat: Major Projects & Emerging Needs Sec Cat: System Expansion TIP #: 12H-08 Intersection improvements at Rte. 43 (Main Street) in Airport Drive. Awd Date: Winter 14 Anticipated Fed Cat: NHPP Future Cost: 0 Estimate Total: 3,919	Engineering: 494 R/W: 50 Construction: 0 FFOS: 0 Payments: 0	377	0	0	0	0
County: Jasper Route: MO 171 Job No.: 7P2198 Length: 0.59 MPO: Y Fund Cat: Major Projects & Emerging Needs Sec Cat: Safety TIP #: 07HS-11 Ramp improvements at Rte. HH in Cartersville. Awd Date: Fall 13 Anticipated Fed Cat: NHPP Future Cost: 0 Estimate Total: 3,833	Engineering: 403 R/W: 150 Construction: 0 FFOS: 0 Payments: 0	420	0	0	0	0
County: Jasper Route: MO 249 Job No.: 7S3018 Length: 2.25 MPO: Y Fund Cat: Taking Care Of System Sec Cat: Systems Operations TIP #: Repair slides from Rte. 171 in Cartersville to Zora Street. Awd Date: Summer 13 Anticipated Fed Cat: NHPP Future Cost: 0 Estimate Total: 544	Engineering: 10 R/W: 0 Construction: 0 FFOS: 0 Payments: 0	34	0	0	0	0
County: Jasper Route: MO 37 Job No.: 7P2226D Length: 48.68 MPO: N Fund Cat: Safety Sec Cat: Safety TIP #: Safety and pavement improvements on various sections from Joplin Avenue in Sarcoxie to 0.1 mile west of County Road 1075 in Monett. Awd Date: Fall 14 Anticipated Fed Cat: Safety Future Cost: 0 Estimate Total: 2,366	Engineering: 0 R/W: 0 Construction: 0 FFOS: 0 Payments: 0	29	131	0	0	0
County: Jasper Route: MO 43 Job No.: 7P2220C Length: 3.04 MPO: Y Fund Cat: Taking Care Of System Sec Cat: Thin Lift Overlay TIP #: 03HS-12 Pavement improvements on various sections from north of Rte. 171 to south of Murphy Boulevard in Joplin. Awd Date: 2016 Anticipated Fed Cat: S.T.P. Future Cost: 0 Estimate Total: 787	Engineering: 17 R/W: 0 Construction: 0 FFOS: 0 Payments: 0	2	2	44	0	0



2014-2018 Highway and Bridge Construction Schedule

Construction contingency applied to construction cost in the year the project is awarded.
 Three percent project growth factor compounded annually is applied to right-of-way and construction costs in program years 2, 3, 4, and 5.
 No inflation is applied to the Funding From Other Sources (FFOS) or Payments.
 Engineering includes PE costs, CE costs and R/W incidentals.

	STATE FISCAL YEAR PROJECT BUDGETING					
	Prior Prog.	7/2013-6/2014	7/2014-6/2015	7/2015-6/2016	7/2016-6/2017	7/2017-6/2018
County: Jasper Route: IS 44 Job No.: 712181 Length: 3.26 Fund Cat: Major Projects & Emerging Needs Sec Cat: System Expansion TIP #: 05HS-12	465	26	616	0	0	0
Roadway and bridge improvements from east of Rte. 249 to Rte. 66. Project involves bridges A0624 and A0625. Economic Development project with Joplin. \$5,575,090 Economic Development funds. \$152,000 from 2009 Interstate Maintenance Discretionary Earmark. MPO: Y Awd Date: Fall 14 Anticipated Fed Cat: Earmark Future Cost: 0 Estimate Total: 11,385	Engineering:					
	R/W:					
	Construction:					
	FFOS:	575	5,000	0	0	0
	Payments:	0	0	0	0	0
County: Jasper Route: MO 66 Job No.: 750594C Length: 1.94 Fund Cat: Major Projects & Emerging Needs Sec Cat: System Expansion TIP #: 40HS-11	86	201	0	0	0	0
Various improvements on disconnected sections from Duquesne Road to Rte. 249. \$783,180.80 SAFETEA-LU Earmark Demo ID MO167 and \$520,000 SAFETEA-LU Earmark Demo ID MO150. MPO: Y Awd Date: Fall 13 Anticipated Fed Cat: Earmark Future Cost: 0 Estimate Total: 1,491	Engineering:					
	R/W:					
	Construction:					
	FFOS:	783	0	0	0	0
	Payments:	0	0	0	0	0
County: Jasper Route: RT M Job No.: 753025 Length: 0.07 Fund Cat: Taking Care Of System Sec Cat: Rehab And Reconst TIP #:	0	104	0	0	0	0
Bridge improvements over Little North Fork and Colliers Branch. Project involves bridges R0043 and T0777. MPO: N Awd Date: Winter 14 Anticipated Fed Cat: NHPP Future Cost: 0 Estimate Total: 779	Engineering:					
	R/W:					
	Construction:					
	FFOS:	675	0	0	0	0
	Payments:	0	0	0	0	0
County: Lawrence Route: MO 14 Job No.: 8S2444 Length: 15.20 Fund Cat: Taking Care Of System Sec Cat: Thin Lift Overlay TIP #:	22	85	0	0	0	0
Pavement improvements on various sections from Rte. 60 in Marionville to 1 mile east of Rte. N. \$370,000 High Risk Rural Roads funds. Part of a combination letting involving projects 8S1300, 8S1300B, 8S2277, 8S2414, 8S2416, 8S2443, and 8S2444. MPO: N Awd Date: Fall 13 Anticipated Fed Cat: S.T.P. Future Cost: 0 Estimate Total: 1,768	Engineering:					
	R/W:					
	Construction:					
	FFOS:	370	0	0	0	0
	Payments:	0	0	0	0	0
County: Lawrence Route: MO 39 Job No.: 7P2207 Length: 4.15 Fund Cat: Taking Care Of System Sec Cat: Thin Lift Overlay TIP #:	16	2	32	0	0	0
Pavement improvements on various sections from Carnation Drive to Rte. 60 in Aurora. MPO: N Awd Date: Fall 14 Anticipated Fed Cat: NHPP Future Cost: 0 Estimate Total: 537	Engineering:					
	R/W:					
	Construction:					
	FFOS:	0	0	0	0	0
	Payments:	0	0	0	0	0

* Subject to the approval of the Transportation Improvement Plan by the governing Metropolitan Planning Organization.
 Jun-20-2013 Section 4 - 12 District Southwest

Dollars in Thousands



2014-2018 Highway and Bridge Construction Schedule

Transportation Planning

P.O. Box 270
Jefferson City, MO 65102

Construction contingency applied to construction cost in the year the project is awarded. Three percent project growth factor compounded annually is applied to right-of-way and construction costs in program years 2, 3, 4, and 5. No inflation is applied to the Funding From Other Sources (FFOS) or Payments. Engineering includes PE costs, CE costs and R/W incidentals.

		STATE FISCAL YEAR PROJECT BUDGETING					
		Prior Prog.	7/2013-6/2014	7/2014-6/2015	7/2015-6/2016	7/2016-6/2017	7/2017-6/2018
County: Lawrence	Pavement improvements on various sections from Rte. 174 to Water Street in Mount Vernon.	0	4	10	0	0	0
Route: BU 39							
Job No.: 752231B							
Length: 2.11	MPO: N						
Fund Cat: Taking Care Of System	AC-State: 87 State: 22 Local: 0						
Sec Cat: Low Type Resurfacing	Awd Date: Fall 14 Anticipated Fed Cat: S.T.P.						
TIP #:	Future Cost: 0 Estimate Total: 109						
County: Lawrence	Pavement improvements on various sections of Rte. M from Rte. 96 to Rte. 174; of Rte. 39 from I-44 to Bus. Rte. 60 in Aurora; and add alternate work on Rte. TT from Rte. 39 to Rte. D.	2	2	14	90	0	0
Route: MO 39							
Job No.: 852272							
Length: 26.25	MPO: N						
Fund Cat: Taking Care Of System	AC-State: 1,479 State: 369 Local: 0						
Sec Cat: Thin Lift Overlay	Awd Date: 2016 Anticipated Fed Cat: S.T.P.						
TIP #:	Future Cost: 0 Estimate Total: 1,850						
County: Lawrence	Pavement improvements on various sections from Rte. 14 in Marionville to County Road 194 near Republic. Part of a combination letting involving projects 7P3039 and 8P3031.	0	2	5	148	0	0
Route: US 60							
Job No.: 7P3039							
Length: 9.41	MPO: N						
Fund Cat: Taking Care Of System	AC-State: 1,934 State: 482 Local: 0						
Sec Cat: Thin Lift Overlay	Awd Date: 2016 Anticipated Fed Cat: NHPP						
TIP #:	Future Cost: 0 Estimate Total: 2,416						
County: Lawrence	Pavement improvements on various sections from 1.6 miles west of Rte. 39 to Rte. 60 in Aurora.	9	3	31	0	0	0
Route: BU 60							
Job No.: 7S2208							
Length: 3.53	MPO: N						
Fund Cat: Taking Care Of System	AC-State: 407 State: 103 Local: 0						
Sec Cat: Thin Lift Overlay	Awd Date: Fall 14 Anticipated Fed Cat: S.T.P.						
TIP #:	Future Cost: 0 Estimate Total: 519						
County: Lawrence	Pavement improvements on various sections from I-44 to Rte. 86. Part of a combination letting involving projects 7S2210 and 7S2210C.	119	2	2	118	0	0
Route: MO 97							
Job No.: 7S2210							
Length: 23.14	MPO: N						
Fund Cat: Taking Care Of System	AC-State: 1,948 State: 485 Local: 0						
Sec Cat: Low Type Resurfacing	Awd Date: 2016 Anticipated Fed Cat: S.T.P.						
TIP #:	Future Cost: 0 Estimate Total: 2,552						



2014-2018 Highway and Bridge Construction Schedule

Construction contingency applied to construction cost in the year the project is awarded.
 Three percent project growth factor compounded annually is applied to right-of-way and construction costs in program years 2, 3, 4, and 5.
 No inflation is applied to the Funding From Other Sources (FFOS) or Payments.
 Engineering includes PE costs, CE costs and R/W incidentals.

	STATE FISCAL YEAR PROJECT BUDGETING					
	Prior Prog.	7/2013-6/2014	7/2014-6/2015	7/2015-6/2016	7/2016-6/2017	7/2017-6/2018
County: McDonald Route: US 71 Job No.: 7P0601 Length: 4.93 Fund Cat: Amendment 3 Sec Cat: System Expansion TIP #:	10,695	2	3,319	0	0	0
Partial funding for roadway improvements from Pineville to the Arkansas State line (Bella Vista). Construction funding from 7P2157, \$12,000,000 MO118 SAFETEA-LU earmark. Amendment 3 new major project. MPO: N AC-State: 12,744 State: 3,185 Local: 0 Awd Date: Fall 14 Anticipated Fed Cat: NHPP Future Cost: 25,001 - 50,000 Estimate Total: 31,234	Engineering: R/W: Construction: FFOS: Payments:					
County: McDonald Route: RT E Job No.: 7P2226C Length: 14.86 Fund Cat: Safety Sec Cat: Safety TIP #:	0	2	100	0	0	0
Safety and pavement improvements on various sections from Rte. 76 to the Arkansas State line. MPO: N Fed: 1,358 State: 152 Local: 0 Awd Date: Fall 14 Anticipated Fed Cat: Safety Future Cost: 0 Estimate Total: 1,510	Engineering: R/W: Construction: FFOS: Payments:					
County: Newton Route: IS 44 Job No.: 212166N Length: 69.11 Fund Cat: Statewide Interstate And Major Bridge Sec Cat: Preventive Maint TIP #:	0	16	0	0	0	0
Job Order Contracting for pavement repair from the Oklahoma State line to Rte. 360 in Greene County. MPO: Y AC-State: 195 State: 21 Local: 0 Awd Date: Winter 14 Anticipated Fed Cat: NHPP Future Cost: 0 Estimate Total: 216	Engineering: R/W: Construction: FFOS: Payments:					
County: Newton Route: IS 44 Job No.: 712214 Length: 8.80 Fund Cat: Statewide Interstate And Major Bridge Sec Cat: Rehab And Reconst TIP #:	224	373	0	0	0	0
Pavement improvements on various sections from the Oklahoma State line to Bus. 71 in Joplin. MPO: Y AC-State: 4,018 State: 446 Local: 0 Awd Date: Fall 13 Anticipated Fed Cat: NHPP Future Cost: 0 Estimate Total: 4,688	Engineering: R/W: Construction: FFOS: Payments:					
County: Newton Route: US 60 Job No.: 7P2178 Length: 0.23 Fund Cat: Major Projects & Emerging Needs Sec Cat: Regional TIP #:	391	4	148	0	0	0
Roadway improvements and frontage roads 0.3 mile east of Kodiak Road in Neosho. Cost Share with the Neosho Transportation Development District. \$2,191,000 from TDD. MPO: N AC-State: 1,961 State: 29 Local: 2,191 Awd Date: Fall 14 Anticipated Fed Cat: NHPP Future Cost: 0 Estimate Total: 4,572	Engineering: R/W: Construction: FFOS: Payments:					

* Subject to the approval of the Transportation Improvement Plan by the governing Metropolitan Planning Organization.
 Jun-20-2013 Section 4 - 14 District Southwest



2014-2018 Highway and Bridge Construction Schedule

Transportation Planning

P.O. Box 270
Jefferson City, MO 65102

Construction contingency applied to construction cost in the year the project is awarded. Three percent project growth factor compounded annually is applied to right-of-way and construction costs in program years 2, 3, 4, and 5. No inflation is applied to the Funding From Other Sources (FFOS) or Payments. Engineering includes PE costs, CE costs and R/W incidentals.

	STATE FISCAL YEAR PROJECT BUDGETING					
	Prior Prog.	7/2013-6/2014	7/2014-6/2015	7/2015-6/2016	7/2016-6/2017	7/2017-6/2018
County: Newton	182	2	77	0	0	0
Route: US 60	0	0	0	0	0	0
Job No.: 7P2179	0	0	0	0	0	0
Length: 0.24	0	0	1,209	0	0	0
Fund Cat: Major Projects & Emerging Needs	0	0	1,174	0	0	0
Sec Cat: Safety	0	0	1,174	0	0	0
TIP #:	0	0	0	0	0	0
Roadway improvements 0.3 mile east of Bus. 71 in Neosho. Cost Share with the Neosho Transportation Development District. \$1,174,000 from TDD.						
Awd Date: Fall 14 Anticipated Fed Cat: NHPP Estimate Total: 1,470						
County: Newton	31	16	93	0	0	0
Route: US 60	0	0	0	0	0	0
Job No.: 7P2201	0	0	0	0	0	0
Length: 11.38	0	0	1,591	0	0	0
Fund Cat: Taking Care Of System	0	0	1,591	0	0	0
Sec Cat: Thin Lift Overlay	0	0	1,591	0	0	0
TIP #:	0	0	0	0	0	0
Pavement improvements on various sections from the Oklahoma State line to I-49.						
Awd Date: Fall 14 Anticipated Fed Cat: NHPP Estimate Total: 1,731						
County: Newton	32	18	102	0	0	0
Route: US 60	0	0	0	0	0	0
Job No.: 7P2202	0	0	0	0	0	0
Length: 11.15	0	0	1,756	0	0	0
Fund Cat: Taking Care Of System	0	0	1,756	0	0	0
Sec Cat: Thin Lift Overlay	0	0	1,756	0	0	0
TIP #:	0	0	0	0	0	0
Pavement improvements on various sections from I-49 to Rte. E in Granby.						
Awd Date: Fall 14 Anticipated Fed Cat: NHPP Estimate Total: 1,908						
County: Newton	10	3	30	0	0	0
Route: US 60	0	0	0	0	0	0
Job No.: 7P2203	0	0	0	0	0	0
Length: 2.93	0	0	495	0	0	0
Fund Cat: Taking Care Of System	0	0	495	0	0	0
Sec Cat: Thin Lift Overlay	0	0	495	0	0	0
TIP #:	0	0	0	0	0	0
Pavement improvements on various sections from Rte. E in Granby to 0.8 mile west of Rtes. M/W.						
Awd Date: Fall 14 Anticipated Fed Cat: NHPP Estimate Total: 538						
County: Newton	48	27	146	0	0	0
Route: US 60	0	0	0	0	0	0
Job No.: 7P2204	0	0	0	0	0	0
Length: 15.21	0	0	2,527	0	0	0
Fund Cat: Taking Care Of System	0	0	2,527	0	0	0
Sec Cat: Thin Lift Overlay	0	0	2,527	0	0	0
TIP #:	0	0	0	0	0	0
Pavement improvements on various sections from 0.8 mile west of Rtes. M/W in Newton County to Rte. 37 in Barry County.						
Awd Date: Fall 14 Anticipated Fed Cat: NHPP Estimate Total: 2,748						



2014-2018 Highway and Bridge Construction Schedule

Construction contingency applied to construction cost in the year the project is awarded.
Three percent project growth factor compounded annually is applied to right-of-way and construction costs in program years 2, 3, 4, and 5.
No inflation is applied to the Funding From Other Sources (FFOS) or Payments.
Engineering includes PE costs, CE costs and R/W incidentals.

		STATE FISCAL YEAR PROJECT BUDGETING					
		7/2013- 6/2014	7/2014- 6/2015	7/2015- 6/2016	7/2016- 6/2017	7/2017- 6/2018	Prior Prog.
County: Newton	Pavement improvements on various sections from Rte. 60 to Hickory Creek.	15	86	0	0	0	0
Route: BU 60		0	0	0	0	0	0
Job No.: 7P2205		0	0	0	0	0	0
Length: 3.50	MPO: N	0	1,477	0	0	0	0
Fund Cat: Taking Care Of System	AC-State: 1,263 State: 315 Local: 0	0	0	0	0	0	0
Sec Cat: Thin Lift Overlay	Awd Date: Fall 14 Anticipated Fed Cat: NHPP	0	0	0	0	0	0
TIP #: 48HS-11	Future Cost: 0 Estimate Total: 1,602	0	0	0	0	0	0
County: Newton	Pavement improvements on various sections of Rte. A from Rte. D to Rte. 86; Rte. D from Rte. 59 to Doniphan Drive; and Rte. HH from Rte. TT to Rte. 86.	119	316	0	0	0	0
Route: RT HH		0	0	0	0	0	0
Job No.: 7S2231		0	0	0	0	0	0
Length: 29.42	MPO: N	0	2,669	0	0	0	0
Fund Cat: Taking Care Of System	AC-State: 2,390 State: 597 Local: 0	0	0	0	0	0	0
Sec Cat: Low Type Resurfacing	Awd Date: Fall 14 Anticipated Fed Cat: S.T.P.	0	0	0	0	0	0
TIP #: 48HS-11	Future Cost: 0 Estimate Total: 3,106	0	0	0	0	0	0
County: Polk	Pavement improvements on various sections from 565th Road to Rte. WW north of Springfield. Part of a combination letting involving projects 8P2263B and 7P3005.	7	141	0	0	0	0
Route: MO 13		0	0	0	0	0	0
Job No.: 7P3005		0	0	0	0	0	0
Length: 6.81	MPO: N	0	1,981	0	0	0	0
Fund Cat: Taking Care Of System	AC-State: 1,698 State: 424 Local: 0	0	0	0	0	0	0
Sec Cat: Thin Lift Overlay	Awd Date: Fall 13 Anticipated Fed Cat: NHPP	0	0	0	0	0	0
TIP #: 48HS-11	Future Cost: 0 Estimate Total: 2,129	0	0	0	0	0	0
County: Polk	Safety improvements on various sections from 0.3 mile east of Rte. D in Bolivar to 0.1 mile west of Rte. 65 in Buffalo.	0	21	23	0	0	0
Route: MO 32		0	0	0	0	0	0
Job No.: 7P2226B		0	0	0	0	0	0
Length: 16.37	MPO: N	0	0	661	0	0	0
Fund Cat: Safety	Fed: 635 State: 70 Local: 0	0	0	0	0	0	0
Sec Cat: Safety	Awd Date: Fall 14 Anticipated Fed Cat: Safety	0	0	0	0	0	0
TIP #: 48HS-11	Future Cost: 0 Estimate Total: 705	0	0	0	0	0	0
County: Polk	Pavement improvements on various sections from Rte. 13 to Rte. D in Bolivar. Part of a combination letting involving projects 7P3001, 8S2283, 8P2270B and 8P2270C.	2	52	0	0	0	0
Route: MO 32		0	0	0	0	0	0
Job No.: 8P2270B		0	0	0	0	0	0
Length: 2.98	MPO: N	0	737	0	0	0	0
Fund Cat: Taking Care Of System	AC-State: 631 State: 158 Local: 0	0	0	0	0	0	0
Sec Cat: Thin Lift Overlay	Awd Date: Fall 13 Anticipated Fed Cat: NHPP	0	0	0	0	0	0
TIP #: 48HS-11	Future Cost: 0 Estimate Total: 791	0	0	0	0	0	0

* Subject to the approval of the Transportation Improvement Plan by the governing Metropolitan Planning Organization.
Jun-20-2013



2014-2018 Highway and Bridge Construction Schedule

Transportation Planning

P.O. Box 270
Jefferson City, MO 65102

Construction contingency applied to construction cost in the year the project is awarded. Three percent project growth factor compounded annually is applied to right-of-way and construction costs in program years 2, 3, 4, and 5. No inflation is applied to the Funding From Other Sources (FFOS) or Payments. Engineering includes PE costs, CE costs and R/W incidentals.

	STATE FISCAL YEAR PROJECT BUDGETING					
	Prior Prog.	7/2013-6/2014	7/2014-6/2015	7/2015-6/2016	7/2016-6/2017	7/2017-6/2018
County: Polk Route: MO 64 Job No.: 753023 Length: 9.32 Fund Cat: Safety Sec Cat: Safety TIP #:	0	23	0	0	0	0
Engineering: R/W: Construction: FFOS: Payments:						
Safety improvements on various sections from Rte. D in Bolivar to Rte. 65 in Louisburg. \$431,000 Repeat Offender funds. Part of a combination letting involving projects 7S3023 and 8S2342. MPO: N Fed: 408 State: 46 Local: 0 Awd Date: Fall 13 Anticipated Fed Cat: Safety Future Cost: 454 Estimate Total:						
County: Polk Route: MO 64 Job No.: 8S2342 Length: 9.34 Fund Cat: Taking Care Of System Sec Cat: Thin Lift Overlay TIP #:	2	38	0	0	0	0
Engineering: R/W: Construction: FFOS: Payments:						
Pavement improvements on various sections from Rte. D to Rte. 65 in Louisburg. Part of a combination letting involving projects 7S3023 and 8S2342. MPO: N AC-State: 450 State: 112 Local: 0 Awd Date: Fall 13 Anticipated Fed Cat: S.T.P. Future Cost: 564 Estimate Total:						
County: Polk Route: MO 83 Job No.: 8P2270C Length: 0.82 Fund Cat: Taking Care Of System Sec Cat: Thin Lift Overlay TIP #:	2	15	0	0	0	0
Engineering: R/W: Construction: FFOS: Payments:						
Pavement improvements on various sections of Springfield Avenue from Rte. 32 to Drake Street in Bolivar. Part of a combination letting involving projects 7P3001, 8S2283, 8P2270B and 8P2270C. MPO: N AC-State: 169 State: 42 Local: 0 Awd Date: Fall 13 Anticipated Fed Cat: NHPP Future Cost: 213 Estimate Total:						
County: Polk Route: MO 83 Job No.: 8S2283 Length: 1.74 Fund Cat: Taking Care Of System Sec Cat: Thin Lift Overlay TIP #:	6	30	0	0	0	0
Engineering: R/W: Construction: FFOS: Payments:						
Pavement improvements on various sections of Springfield Avenue from Drake Street to Rte. 13 in Bolivar. Part of a combination letting involving projects 7P3001, 8S2283, 8P2270B and 8P2270C. MPO: N AC-State: 358 State: 90 Local: 0 Awd Date: Fall 13 Anticipated Fed Cat: NHPP Future Cost: 454 Estimate Total:						
County: Polk Route: RT D Job No.: 8S2343 Length: 13.70 Fund Cat: Taking Care Of System Sec Cat: Thin Lift Overlay TIP #:	1	16	62	0	0	0
Engineering: R/W: Construction: FFOS: Payments:						
Pavement improvements on various sections from Rte. 64 to Rte. 32 in Bolivar. MPO: N AC-State: 1,317 State: 328 Local: 0 Awd Date: Fall 14 Anticipated Fed Cat: S.T.P. Future Cost: 1,646 Estimate Total:						



2014-2018 Highway and Bridge Construction Schedule

Construction contingency applied to construction cost in the year the project is awarded. Three percent project growth factor compounded annually is applied to right-of-way and construction costs in program years 2, 3, 4, and 5. No inflation is applied to the Funding From Other Sources (FFOS) or Payments. Engineering includes PE costs, CE costs and R/W incidentals.

	STATE FISCAL YEAR PROJECT BUDGETING					
	Prior Prog.	7/2013-6/2014	7/2014-6/2015	7/2015-6/2016	7/2016-6/2017	7/2017-6/2018
County: St. Clair Route: MO 13 Job No.: 7P04281 Length: 0.40 MPO: N Fund Cat: Major Projects & Emerging Needs Sec Cat: Systems Operations TIP #:	2,011	563	0	0	0	0
Engineering: R/W: Construction: FFOS: Payments:	20	0	0	0	0	0
Future Cost: 0 Estimate Total: 9,843 AC-State: 6,250 State: 1,562 Local: 0 Earmark	0	7,249	0	0	0	0
County: St. Clair Route: MO 13 Job No.: 7P3001 Length: 34.59 MPO: N Fund Cat: Taking Care Of System Sec Cat: Thin Lift Overlay TIP #:	71	457	0	0	0	0
Engineering: R/W: Construction: FFOS: Payments:	0	0	0	0	0	0
Future Cost: 0 Estimate Total: 8,270 AC-State: 6,560 State: 1,639 Local: 0 NHPP	0	2,748	0	0	0	0
County: St. Clair Route: US 54 Job No.: 7P3029 Length: 22.74 MPO: N Fund Cat: Taking Care Of System Sec Cat: Thin Lift Overlay TIP #:	0	2	14	219	0	0
Engineering: R/W: Construction: FFOS: Payments:	0	0	0	0	0	0
Future Cost: 0 Estimate Total: 4,539 AC-State: 3,632 State: 907 Local: 0 NHPP	0	0	0	4,304	0	0
County: St. Clair Route: RT D Job No.: 7S3042 Length: 0.45 MPO: N Fund Cat: Taking Care Of System Sec Cat: Rehab And Reconst TIP #:	0	562	402	0	0	0
Engineering: R/W: Construction: FFOS: Payments:	0	0	0	0	0	0
Future Cost: 0 Estimate Total: 5,933 Fed: 4,747 State: 1,186 Local: 0 NHPP	0	0	4,969	0	0	0
County: Stone Route: MO 13 Job No.: 8P2249 Length: 0.34 MPO: N Fund Cat: Taking Care Of System Sec Cat: Rehab And Reconst TIP #:	536	2	68	2	498	626
Engineering: R/W: Construction: FFOS: Payments:	0	0	0	0	0	0
Future Cost: 0 Estimate Total: 12,547 Fed: 9,609 State: 2,402 Local: 0 NHPP	0	0	0	0	0	10,815

* Subject to the approval of the Transportation Improvement Plan by the governing Metropolitan Planning Organization.
Jun-20-2013 Section 4 - 18 District Southwest



2014-2018 Highway and Bridge Construction Schedule

Construction contingency applied to construction cost in the year the project is awarded. Three percent project growth factor compounded annually is applied to right-of-way and construction costs in program years 2, 3, 4, and 5. No inflation is applied to the Funding From Other Sources (FFOS) or Payments. Engineering includes PE costs, CE costs and R/W incidentals.

	STATE FISCAL YEAR PROJECT BUDGETING						
	Prior Prog.	7/2013-6/2014	7/2014-6/2015	7/2015-6/2016	7/2016-6/2017	7/2017-6/2018	
County: Stone Route: MO 13 Job No.: 8P2391 Length: 0.20 MPO: N Fund Cat: Taking Care Of System Sec Cat: Systems Operations TIP #:	2	2	2	2	16	36	Engineering: R/W: Construction: FFOS: Payments:
Signal improvements at Kissee Avenue in Kimberling City. AC-State: 278 State: 67 Local: 0 Anticipated Fed Cat: NHPP Future Cost: 347							
County: Stone Route: MO 76 Job No.: 7P3004 Length: 12.09 MPO: N Fund Cat: Taking Care Of System Sec Cat: Thin Lift Overlay TIP #:	13	178	0	0	0	0	Engineering: R/W: Construction: FFOS: Payments:
Pavement improvements on various sections from Rte. 13 to Rte. 65 in Branson. AC-State: 2,158 State: 540 Local: 0 Anticipated Fed Cat: NHPP Future Cost: 2,711							
County: Stone Route: MO 76 Job No.: 8P2419 Length: 0.38 MPO: N Fund Cat: Major Projects & Emerging Needs Sec Cat: Regional TIP #:	166	282	0	0	0	0	Engineering: R/W: Construction: FFOS: Payments:
Roadway improvements from Rte. 265 to Rte. 465. AC-State: 1,997 State: 499 Local: 0 Anticipated Fed Cat: NHPP Future Cost: 3,000							
County: Taney Route: MO 165 Job No.: 8P2289 Length: 0.87 MPO: N Fund Cat: Safety Sec Cat: Safety TIP #:	4	22	0	0	0	0	Engineering: R/W: Construction: FFOS: Payments:
Replace of nonstandard guardrail, installation of guardrail, guard cable and/or access restraint cable at Table Rock Lake Dam. Fed: 186 State: 21 Local: 0 Anticipated Fed Cat: Safety Future Cost: 211							
County: Taney Route: MO 76 Job No.: 8O2373 Length: 5.57 MPO: N Fund Cat: Major Projects & Emerging Needs Sec Cat: Enhancements TIP #:	118	2	90	0	0	0	Engineering: R/W: Construction: FFOS: Payments:
Pedestrian improvements and ADA accommodations along various segments of 76 Country Boulevard/Main St. from Rte. 376 to 2nd St. in Branson. \$413,000 from Statewide Transportation Enhancement funds. To be let by Branson. Fed: 733 State: 183 Local: 0 Anticipated Fed Cat: S.T.P. Future Cost: 1,034							



2014-2018 Highway and Bridge Construction Schedule

Construction contingency applied to construction cost in the year the project is awarded.
 Three percent project growth factor compounded annually is applied to right-of-way and construction costs in program years 2, 3, 4, and 5.
 No inflation is applied to the Funding From Other Sources (FFOS) or Payments.
 Engineering includes PE costs, CE costs and R/W incidentals.

		STATE FISCAL YEAR PROJECT BUDGETING					
		7/2013- 6/2014	7/2014- 6/2015	7/2015- 6/2016	7/2016- 6/2017	7/2017- 6/2018	
		Prior Prog.					
County: Taney	Bridge improvements over Bull Shoals Lake. Project involves bridge F0364.	25	10	210	439	467	0
Route: MO 76							
Job No.: 8P2226		0	0	0	184	0	0
Length: 0.15	MPO: N	0	0	0	0	7,677	0
Fund Cat: Taking Care Of System	Fed: 7,190 State: 1,797 Local: 0	0	0	0	0	0	0
Sec Cat: Rehab And Reconst	Awd Date: 2017 Anticipated Fed Cat: NHPP Federal Oversight	0	0	0	0	0	0
TIP #:	Future Cost: 0 Estimate Total: 9,012	0	0	0	0	0	0
County: Taney	Intersection improvements at Lakeshore Drive near Hollister.	7	2	2	2	2	13
Route: MO 76							
Job No.: 8P2402		0	0	0	0	0	0
Length: 0.10	MPO: N	0	0	0	0	0	188
Fund Cat: Taking Care Of System	AC-State: 169 State: 40 Local: 0	0	0	0	0	0	0
Sec Cat: Systems Operations	Awd Date: 2018 Anticipated Fed Cat: S.T.P.	0	0	0	0	0	0
TIP #:	Future Cost: 0 Estimate Total: 216	0	0	0	0	0	0
County: Taney	Intersection improvements at the Rte. 65 East Outer Road north of Branson.	2	23	2	29	0	0
Route: RT F							
Job No.: 8S2400		0	0	0	0	0	0
Length: 0.20	MPO: N	0	0	0	407	0	0
Fund Cat: Major Projects & Emerging Needs	AC-State: 370 State: 91 Local: 0	0	0	0	0	0	0
Sec Cat: Systems Operations	Awd Date: 2016 Anticipated Fed Cat: NHPP	0	0	0	0	0	0
TIP #:	Future Cost: 0 Estimate Total: 463	0	0	0	0	0	0
County: Various	Job Order Contracting for guard cable and guardrail repair throughout the rural Southwest District.	0	2	2	2	20	0
Route: Various							
Job No.: 7P3008		0	0	0	0	0	0
Length: 0.00	MPO: Y	0	0	0	0	279	0
Fund Cat: Taking Care Of System	AC-State: 245 State: 60 Local: 0	0	0	0	0	0	0
Sec Cat: Routine Maintenance	Awd Date: 2017 Anticipated Fed Cat: S.T.P.	0	0	0	0	0	0
TIP #:	Future Cost: 0 Estimate Total: 305	0	0	0	0	0	0
County: Various	Safety improvements at various district wide locations. Open Container funds.	0	0	0	0	0	0
Route: Various							
Job No.: 7P3020		0	0	0	0	0	0
Length: 0.00	MPO: N	0	0	2,131	0	0	0
Fund Cat: Safety	Fed: 1,918 State: 213 Local: 0	0	0	0	0	0	0
Sec Cat: Safety	Awd Date: 2015 Anticipated Fed Cat: Safety	0	0	2,069	0	0	0
TIP #:	Future Cost: 0 Estimate Total: 2,131	0	0	0	0	0	0

* Subject to the approval of the Transportation Improvement Plan by the governing Metropolitan Planning Organization.
 Jun-20-2013 Section 4 - 20 District Southwest



2014-2018 Highway and Bridge Construction Schedule

Transportation Planning

P.O. Box 270
Jefferson City, MO 65102

Construction contingency applied to construction cost in the year the project is awarded. Three percent project growth factor compounded annually is applied to right-of-way and construction costs in program years 2, 3, 4, and 5. No inflation is applied to the Funding From Other Sources (FFOS) or Payments. Engineering includes PE costs, CE costs and R/W incidentals.

	STATE FISCAL YEAR PROJECT BUDGETING					
	Prior Prog.	7/2013-6/2014	7/2014-6/2015	7/2015-6/2016	7/2016-6/2017	7/2017-6/2018
County: Various	0	0	0	0	0	0
Route: Various						
Job No.: 7P3021						
Length: 0.00						
Fund Cat: Safety						
Sec Cat: Safety						
TIP #:						
Safety improvements at various district wide locations. Open Container funds.						
Future Cost:	0	0	0	0	0	0
Estimate Total:	1,976					
Fed: 1,778						
State: 198						
Local: 0						
MPO: N						
AC-State: 0						
Anticipated Fed Cat: Safety						
Anticipated Fed Cat: S.T.P.						
Future Cost: 0						
Estimate Total: 1,976						
Awd Date: 2016						
Future Cost: 0						
Estimate Total: 1,976						
Engineering:						
R/W:						
Construction:						
FFOS:						
Payments:						
County: Various	120	2	2	2	2	202
Route: Various						
Job No.: 7S2211						
Length: 0.00						
Fund Cat: Taking Care Of System						
Sec Cat: Low Type Resurfacing						
TIP #:						
Pavement improvements on various minor routes in the rural Southwest District.						
Future Cost: 0						
Estimate Total: 4,056						
AC-State: 3,150						
State: 786						
Local: 0						
MPO: Y						
AC-State: 0						
Anticipated Fed Cat: S.T.P.						
Anticipated Fed Cat: S.T.P.						
Future Cost: 0						
Estimate Total: 4,056						
Engineering:						
R/W:						
Construction:						
FFOS:						
Payments:						
County: Various	120	1	1	4	1	196
Route: Various						
Job No.: 7S2232						
Length: 0.00						
Fund Cat: Taking Care Of System						
Sec Cat: Low Type Resurfacing						
TIP #:						
Pavement improvements on various minor routes in the rural Southwest District.						
Future Cost: 0						
Estimate Total: 4,824						
AC-State: 3,764						
State: 940						
Local: 0						
MPO: N						
AC-State: 0						
Anticipated Fed Cat: S.T.P.						
Anticipated Fed Cat: S.T.P.						
Future Cost: 0						
Estimate Total: 4,824						
Engineering:						
R/W:						
Construction:						
FFOS:						
Payments:						
County: Various	3	28	0	0	0	0
Route: Various						
Job No.: 8P2239						
Length: 0.00						
Fund Cat: Taking Care Of System						
Sec Cat: Routine Maintenance						
TIP #:						
Job Order Contracting for guardrail and guard cable repair throughout the rural Southwest District.						
Future Cost: 0						
Estimate Total: 322						
AC-State: 255						
State: 64						
Local: 0						
MPO: N						
AC-State: 0						
Anticipated Fed Cat: S.T.P.						
Anticipated Fed Cat: S.T.P.						
Future Cost: 0						
Estimate Total: 322						
Engineering:						
R/W:						
Construction:						
FFOS:						
Payments:						
County: Various	3	2	20	0	0	0
Route: Various						
Job No.: 8P2240						
Length: 0.00						
Fund Cat: Taking Care Of System						
Sec Cat: Routine Maintenance						
TIP #:						
Job Order Contracting for guardrail and guard cable repair throughout the rural Southwest District.						
Future Cost: 0						
Estimate Total: 288						
AC-State: 228						
State: 57						
Local: 0						
MPO: N						
AC-State: 0						
Anticipated Fed Cat: S.T.P.						
Anticipated Fed Cat: S.T.P.						
Future Cost: 0						
Estimate Total: 288						
Engineering:						
R/W:						
Construction:						
FFOS:						
Payments:						



2014-2018 Highway and Bridge Construction Schedule

Construction contingency applied to construction cost in the year the project is awarded.
 Three percent project growth factor compounded annually is applied to right-of-way and construction costs in program years 2, 3, 4, and 5.
 No inflation is applied to the Funding From Other Sources (FFOS) or Payments.
 Engineering includes PE costs, CE costs and R/W incidentals.

	STATE FISCAL YEAR PROJECT BUDGETING					
	Prior Prog.	7/2013-6/2014	7/2014-6/2015	7/2015-6/2016	7/2016-6/2017	7/2017-6/2018
County: Various Route: Various Job No.: 8P2244 Length: 0.00 Fund Cat: Taking Care Of System Sec Cat: Routine Maintenance TIP #:	2	2	2	22	0	0
Job Order Contracting for guardrail and guard cable repair throughout the rural Southwest District. MPO: N Awd Date: 2016 AC-State: 264 State: 64 Local: 0 S.T.P. Anticipated Fed Cat: S.T.P. Future Cost: 0 Estimate Total: 330	Engineering:					
	R/W:	0	0	0	0	0
	Construction:	0	0	0	302	0
	FFOS:	0	0	0	0	0
	Payments:	0	0	0	0	0
County: Various Route: Various Job No.: 8P2290 Length: 0.00 Fund Cat: Safety Sec Cat: Safety TIP #:	2	9	0	0	0	0
Replacement of nonstandard guardrail, installation of guardrail, guard cable and/or access restraint cable in the rural Southwest District. MPO: N Fed: 104 State: 12 Local: 0 Safety Anticipated Fed Cat: Safety Future Cost: 0 Estimate Total: 118	Engineering:					
	R/W:	0	0	0	0	0
	Construction:	0	0	105	0	0
	FFOS:	0	0	0	0	0
	Payments:	0	0	0	0	0
County: Various Route: Various Job No.: 8P2379 Length: 0.00 Fund Cat: Safety Sec Cat: Safety TIP #:	2	2	9	0	0	0
Replace of nonstandard guardrail, installation of guardrail, guard cable and/or access restraint cable in the rural Southwest District. MPO: N Fed: 109 State: 12 Local: 0 Safety Anticipated Fed Cat: Safety Future Cost: 0 Estimate Total: 123	Engineering:					
	R/W:	0	0	0	0	0
	Construction:	0	0	0	108	0
	FFOS:	0	0	0	0	0
	Payments:	0	0	0	0	0
County: Various Route: Various Job No.: 8P2386 Length: 0.00 Fund Cat: Safety Sec Cat: Safety TIP #:	0	2	2	2	29	0
Safety improvements on various routes in the rural Southwest District. MPO: N Fed: 180 State: 19 Local: 0 Safety Anticipated Fed Cat: Safety Future Cost: 0 Estimate Total: 199	Engineering:					
	R/W:	0	0	0	0	0
	Construction:	0	0	0	0	164
	FFOS:	0	0	0	0	0
	Payments:	0	0	0	0	0
County: Various Route: Various Job No.: 8S2271 Length: 0.00 Fund Cat: Taking Care Of System Sec Cat: Thin Lift Overlay TIP #:	37	2	2	2	2	139
Pavement improvements on various minor routes in the rural Southwest District. MPO: N AC-State: 1,866 State: 464 Local: 0 S.T.P. Anticipated Fed Cat: S.T.P. Future Cost: 0 Estimate Total: 2,367	Engineering:					
	R/W:	0	0	0	0	0
	Construction:	0	0	0	0	2,185
	FFOS:	0	0	0	0	0
	Payments:	0	0	0	0	0

* Subject to the approval of the Transportation Improvement Plan by the governing Metropolitan Planning Organization.
 Jun-20-2013



2014-2018 Highway and Bridge Construction Schedule

Transportation Planning

P.O. Box 270
Jefferson City, MO 65102

Construction contingency applied to construction cost in the year the project is awarded. Three percent project growth factor compounded annually is applied to right-of-way and construction costs in program years 2, 3, 4, and 5. No inflation is applied to the Funding From Other Sources (FFOS) or Payments. Engineering includes PE costs, CE costs and R/W incidentals.

	STATE FISCAL YEAR PROJECT BUDGETING					
	Prior Prog.	7/2013-6/2014	7/2014-6/2015	7/2015-6/2016	7/2016-6/2017	7/2017-6/2018
County: Various Route: Various Job No.: 9P2264G Length: 0.00 Fund Cat: Safety Sec Cat: Safety TIP #:	10	99	0	0	0	0
Improve guardrail on divided highway medians at various bridge locations within the rural Southwest District. \$1,059,000 Open Container funds. MPO: N Fund Cat: Safety Sec Cat: Safety TIP #:	0	0	0	0	0	0
Length: 0.00 Fund Cat: Safety Sec Cat: Safety TIP #:	0	1,059	0	0	0	0
Awd Date: Winter 14 Anticipated Fed Cat: Safety Future Cost: 0 Estimate Total: 1,168	0	1,059	0	0	0	0
Fund Cat: Safety Sec Cat: Safety TIP #:	0	0	0	0	0	0
County: Various Route: Various Job No.: 9P2264R Length: 0.00 Fund Cat: Safety Sec Cat: Safety TIP #:	13	107	0	0	0	0
Signing and striping improvements at various intersections in the rural Southwest District. \$435,000 Open Container funds. MPO: N Fund Cat: Safety Sec Cat: Safety TIP #:	0	0	0	0	0	0
Length: 0.00 Fund Cat: Safety Sec Cat: Safety TIP #:	0	435	0	0	0	0
Awd Date: Spring 14 Anticipated Fed Cat: Safety Future Cost: 0 Estimate Total: 555	0	435	0	0	0	0
Fund Cat: Safety Sec Cat: Safety TIP #:	0	0	0	0	0	0
County: Vernon Route: OR 49 Job No.: 7P0797W Length: 1.95 Fund Cat: Amendment 3 Sec Cat: System Expansion TIP #:	10	405	358	0	0	0
Outer road improvements at various locations in Barton, Bates and Vernon Counties. MPO: N Fund Cat: Amendment 3 Sec Cat: System Expansion TIP #:	0	10	0	0	0	0
Length: 1.95 Fund Cat: Amendment 3 Sec Cat: System Expansion TIP #:	0	0	5,839	0	0	0
Awd Date: 2015 Anticipated Fed Cat: NHPP Future Cost: 0 Estimate Total: 6,622	0	0	0	0	0	0
Fund Cat: Amendment 3 Sec Cat: System Expansion TIP #:	0	0	0	0	0	0
County: Vernon Route: IS 49 Job No.: 7P2200 Length: 25.21 Fund Cat: Taking Care Of System Sec Cat: Thin Lift Overlay TIP #:	150	100	501	0	0	0
Pavement improvements on various sections from Rte. 54 to Rte. 160. MPO: N Fund Cat: Taking Care Of System Sec Cat: Thin Lift Overlay TIP #:	0	0	0	0	0	0
Length: 25.21 Fund Cat: Taking Care Of System Sec Cat: Thin Lift Overlay TIP #:	0	0	8,746	0	0	0
Awd Date: Fall 14 Anticipated Fed Cat: NHPP Future Cost: 0 Estimate Total: 9,497	0	0	0	0	0	0
Fund Cat: Taking Care Of System Sec Cat: Thin Lift Overlay TIP #:	0	0	0	0	0	0
County: Vernon Route: RT B Job No.: 7P2225 Length: 0.03 Fund Cat: Taking Care Of System Sec Cat: Rehab And Reconst TIP #:	708	134	0	0	0	0
Bridge improvements at various locations in Barton, Dade and Vernon Counties. Project involves bridges L0307, R0016, N0392 and R0613. MPO: N Fund Cat: Taking Care Of System Sec Cat: Rehab And Reconst TIP #:	0	0	0	0	0	0
Length: 0.03 Fund Cat: Taking Care Of System Sec Cat: Rehab And Reconst TIP #:	0	1,273	0	0	0	0
Awd Date: Winter 14 Anticipated Fed Cat: S.T.P. Future Cost: 0 Estimate Total: 2,115	0	0	0	0	0	0
Fund Cat: Taking Care Of System Sec Cat: Rehab And Reconst TIP #:	0	0	0	0	0	0
Length: 0.03 Fund Cat: Taking Care Of System Sec Cat: Rehab And Reconst TIP #:	0	0	0	0	0	0
Awd Date: Winter 14 Anticipated Fed Cat: S.T.P. Future Cost: 0 Estimate Total: 2,115	0	0	0	0	0	0



2014-2018 Highway and Bridge Construction Schedule

Construction contingency applied to construction cost in the year the project is awarded.
 Three percent project growth factor compounded annually is applied to right-of-way and construction costs in program years 2, 3, 4, and 5.
 No inflation is applied to the Funding From Other Sources (FFOS) or Payments.
 Engineering includes PE costs, CE costs and R/W incidentals.

	STATE FISCAL YEAR PROJECT BUDGETING					
	Prior Prog.	7/2013-6/2014	7/2014-6/2015	7/2015-6/2016	7/2016-6/2017	7/2017-6/2018
County: Webster Route: MO 38 Job No.: 8S2457 Length: 11.27 MPO: N Fund Cat: Taking Care Of System Sec Cat: Thin Lift Overlay TIP #:	25	1	4	28	0	0
Engineering: R/W: Construction: FFOS: Payments:	0	0	0	0	0	0
Pavement improvements on various sections from Rte. CC to Rte. A in Marshfield. Part of a combination letting involving projects 8S2220, 8S2459 and 8S2457. AC-State: 425 State: 105 Local: 0 Awd Date: 2016 Anticipated Fed Cat: S.T.P. Future Cost: 0 Estimate Total: 555	0	0	0	0	0	0
County: Webster Route: IS 44 Job No.: 212166P Length: 20.76 MPO: N Fund Cat: Statewide Interstate And Major Bridge Sec Cat: Preventive Maint TIP #:	0	9	0	0	0	0
Engineering: R/W: Construction: FFOS: Payments:	0	0	0	0	0	0
Job Order Contracting for pavement repair in Webster County. AC-State: 98 State: 11 Local: 0 Awd Date: Winter 14 Anticipated Fed Cat: NHPP Future Cost: 0 Estimate Total: 109	0	0	0	0	0	0
County: Webster Route: IS 44 Job No.: 812359 Length: 5.20 MPO: N Fund Cat: Statewide Interstate And Major Bridge Sec Cat: Rehab And Reconst TIP #:	12	155	0	0	0	0
Engineering: R/W: Construction: FFOS: Payments:	0	0	0	0	0	0
Pavement improvements on various sections of the westbound lanes from Rte. 38 to Rte. B. AC-State: 1,673 State: 186 Local: 0 Awd Date: Fall 13 Anticipated Fed Cat: NHPP Future Cost: 0 Estimate Total: 1,871	0	0	1,704	0	0	0
County: Webster Route: RT A Job No.: 8S2220 Length: 0.49 MPO: N Fund Cat: Taking Care Of System Sec Cat: Thin Lift Overlay TIP #:	19	2	2	7	0	0
Engineering: R/W: Construction: FFOS: Payments:	0	0	0	0	0	0
Pavement improvements, pedestrian improvements and ADA accommodations on various sections of Rte. A and Rte. 38 in downtown Marshfield. Part of a combination letting involving projects 8S2220, 8S2459 and 8S2457. AC-State: 85 State: 20 Local: 0 Awd Date: 2016 Anticipated Fed Cat: S.T.P. Future Cost: 0 Estimate Total: 124	0	0	0	0	0	0
County: Webster Route: RT DD Job No.: 8S2459 Length: 6.62 MPO: N Fund Cat: Taking Care Of System Sec Cat: Thin Lift Overlay TIP #:	27	1	1	8	0	0
Engineering: R/W: Construction: FFOS: Payments:	0	0	0	0	0	0
Pavement improvements on various sections from Rte. 38 to Elm Street in Marshfield. Part of a combination letting involving projects 8S2220, 8S2459 and 8S2457. AC-State: 99 State: 23 Local: 0 Awd Date: 2016 Anticipated Fed Cat: S.T.P. Future Cost: 0 Estimate Total: 149	0	0	0	0	0	0

* Subject to the approval of the Transportation Improvement Plan by the governing Metropolitan Planning Organization.
 Jun-20-2013 Section 4 - 24 District Southwest



2014-2018 Highway and Bridge Construction Schedule

Transportation Planning

P.O. Box 270
Jefferson City, MO 65102

Construction contingency applied to construction cost in the year the project is awarded.
Three percent project growth factor compounded annually is applied to right-of-way and construction costs in program years 2, 3, 4, and 5.
No inflation is applied to the Funding From Other Sources (FFOS) or Payments.
Engineering includes PE costs, CE costs and R/W incidentals.

County: Webster Route: RT KK Job No.: 7P3044 Length: 0.11 Fund Cat: Taking Care Of System Sec Cat: Rehab And Reconst TIP #:		Bridge improvements over the James River. Project involves bridges R0345 and X0793. Awd Date: 2017 Anticipated Fed Cat: NHPP Future Cost: 0 Estimate Total: 3,071		STATE FISCAL YEAR PROJECT BUDGETING											
				7/2013- 6/2014		7/2014- 6/2015		7/2015- 6/2016		7/2016- 6/2017		7/2017- 6/2018			
				Prior Prog.		0		2		2		127		251	
		Engineering:		0		0		0		0		0		0	
		R/W:		0		0		0		0		0		0	
		Construction:		0		0		0		0		2,689		0	
		FFOS:		0		0		0		0		0		0	
		Payments:		0		0		0		0		0		0	



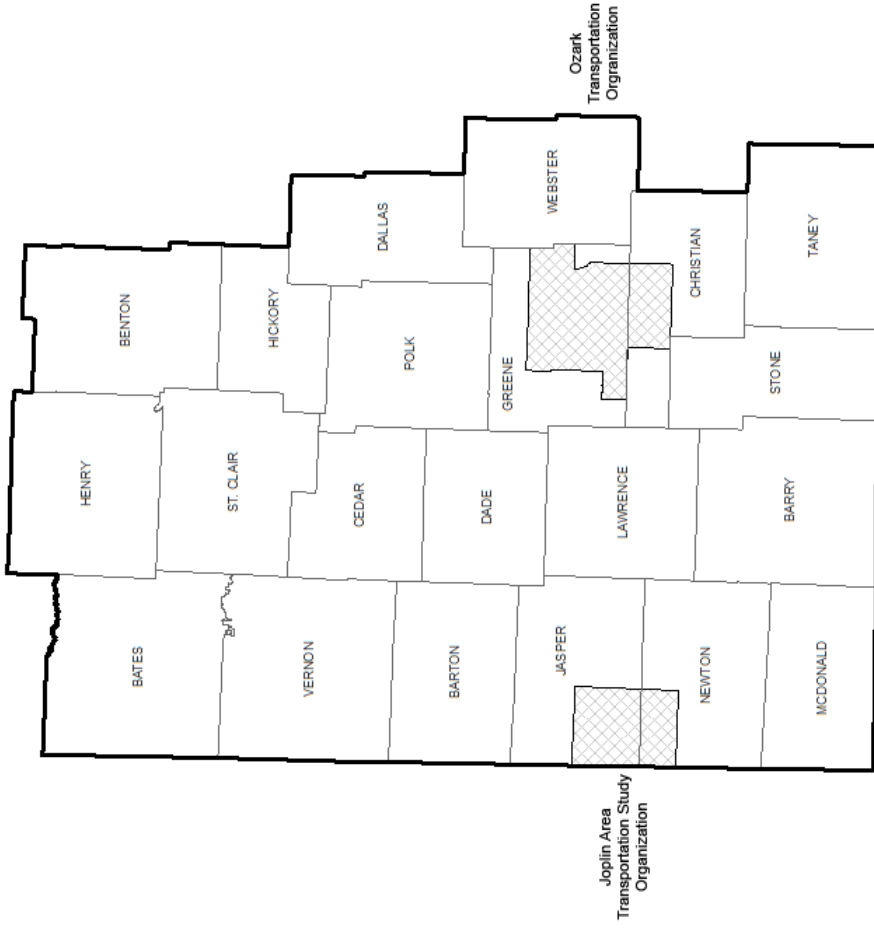
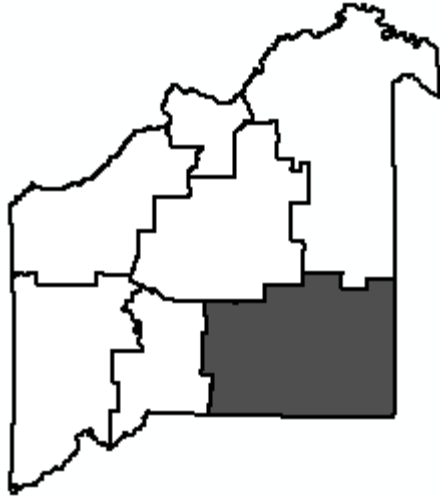
2014-2018 Highway and Bridge Construction Schedule

Construction contingency applied to construction cost in the year the project is awarded.
 Three percent project growth factor compounded annually is applied to right-of-way and construction costs in program years 2, 3, 4, and 5.
 No inflation is applied to the Funding From Other Sources (FFOS) or Payments.
 Engineering includes PE costs, CE costs and R/W incidentals.

STATE FISCAL YEAR PROJECT BUDGETING						
	7/2013- 6/2014	7/2014- 6/2015	7/2015- 6/2016	7/2016- 6/2017	7/2017- 6/2018	
FFOS:	0	11,734	12,566	1,863	0	0
Total R/W:	5,194	6,160	18	184	0	0
Total Construction:	0	102,279	101,538	48,928	17,527	18,726
Paybacks:	0	0	0	0	0	0
Sub-Total:	5,194	108,439	101,556	49,112	17,527	18,726
Total Engineering:	22,988	10,916	10,285	3,603	1,667	1,071
Grand Total:	28,152	119,355	111,841	52,715	19,194	19,797
		2014	2015	2016	2017	2018
State	22,276	19,089	10,323	3,716	3,958	
AC-State	81,371	74,421	36,957	6,038	6,686	
Local	935	3,365	0	0	0	
Sub-total State	104,582	96,875	47,280	9,754	10,644	
Federal						
Sub-total Federal	14,773	14,966	5,435	9,440	9,153	
Grand Total	119,355	111,841	52,715	19,194	19,797	

Project Count: 121

PAYMENT PROJECTS



MoDOT's Southwest District

(Note: The following MoDOT projects are located outside the Springfield Metropolitan Planning area boundary.)



2014-2018 Highway and Bridge Construction Schedule

Transportation Planning

P.O. Box 270
Jefferson City, MO 65102

Construction contingency applied to construction cost in the year the project is awarded. Three percent project growth factor compounded annually is applied to right-of-way and construction costs in program years 2, 3, 4, and 5. No inflation is applied to the Funding From Other Sources (FFOS) or Payments. Engineering includes PE costs, CE costs and R/W incidentals.

		STATE FISCAL YEAR PROJECT BUDGETING					
		Prior Prog.	7/2013-6/2014	7/2014-6/2015	7/2015-6/2016	7/2016-6/2017	7/2017-6/2018
County:	Various	0	0	0	0	0	0
Route:	Various	102	0	0	0	0	0
Job No.:	5B0800V						
Length:	0.00 MPO: Y						
Fund Cat:	Taking Care Of System						
Sec Cat:	Rehab And Reconst						
TIP #:	51HS-11						
Payback beginning in SFY 2008 for Safe and Sound bridge improvements in the rural Southwest District. Formerly District 7 SAS payments. Funding for right of way in 2009 from contractor.							
Fed:	0 State: 21,650 Local: 0						
Future Cost:	50,001 - 75,000						
Estimate Total:	35,051						
County:	Various	0	0	0	0	0	0
Route:	Various	59	0	0	0	0	0
Job No.:	5B0800W						
Length:	0.00 MPO: N						
Fund Cat:	Taking Care Of System						
Sec Cat:	Rehab And Reconst						
TIP #:							
Payback beginning in SFY 2008 for Safe and Sound bridges in rural Southwest District. Formerly District 8 SAS payments. Funding for right of way in 2009 from contractor. Partially funded by Central and Southeast Districts.							
Fed:	0 State: 12,550 Local: 0						
Future Cost:	25,001 - 50,000						
Estimate Total:	20,310						
County:	Various	0	0	0	0	0	0
Route:	Various	0	0	0	0	0	0
Job No.:	7Q3001						
Length:	0.00 MPO: Y						
Fund Cat:	Major Projects & Emerging Needs						
Sec Cat:	Systems Operations						
TIP #:							
Operations and management of Ozarks Traffic Intelligent Transportation System in the rural Southwest District.							
AC-State:	30 State: 8 Local: 0						
Future Cost:	0						
Estimate Total:	38						
County:	Various	0	0	0	0	0	0
Route:	Various	0	0	0	0	0	0
Job No.:	7Q3002						
Length:	0.00 MPO: Y						
Fund Cat:	Major Projects & Emerging Needs						
Sec Cat:	Systems Operations						
TIP #:	15HS-12						
Operations and management of Ozarks Traffic Intelligent Transportation System in the rural Southwest District.							
AC-State:	30 State: 8 Local: 0						
Future Cost:	0						
Estimate Total:	38						
County:	Various	5	2	0	0	0	0
Route:	Various	0	0	0	0	0	0
Job No.:	8P2211						
Length:	0.00 MPO: N						
Fund Cat:	Safety						
Sec Cat:	Safety						
TIP #:							
On-call work zone enforcement in the rural Southwest District.							
Fed:	0 State: 22 Local: 0						
Future Cost:	0						
Estimate Total:	27						



2014-2018 Highway and Bridge Construction Schedule

Construction contingency applied to construction cost in the year the project is awarded.
 Three percent project growth factor compounded annually is applied to right-of-way and construction costs in program years 2, 3, 4, and 5.
 No inflation is applied to the Funding From Other Sources (FFOS) or Payments.
 Engineering includes PE costs, CE costs and R/W incidentals.

	STATE FISCAL YEAR PROJECT BUDGETING					
	Prior Prog.	7/2013-6/2014	7/2014-6/2015	7/2015-6/2016	7/2016-6/2017	7/2017-6/2018
County: Various Route: Various Job No.: 8P2281 Length: 0.00 Fund Cat: Safety Sec Cat: Safety TIP #:	1	2	2	0	0	0
On-call work zone enforcement in the rural Southwest District. Fed: 0 State: 24 Local: 0 Awd Date: N/A Anticipated Fed Cat: State Future Cost: 0 Estimate Total: 25	Engineering:					
	R/W:					
	Construction:					
	FFOS:					
	Payments:		20	0	0	0
County: Various Route: Various Job No.: 8P2378 Length: 0.00 Fund Cat: Safety Sec Cat: Safety TIP #:	0	0	0	1	0	0
On-call work zone enforcement in the rural Southwest District. Fed: 0 State: 21 Local: 0 Awd Date: N/A Anticipated Fed Cat: State Future Cost: 0 Estimate Total: 21	Engineering:					
	R/W:					
	Construction:					
	FFOS:					
	Payments:		20	0	0	0
County: Various Route: Various Job No.: 8Q2246 Length: 0.00 Fund Cat: Major Projects & Emerging Needs Sec Cat: Systems Operations TIP #:	0	0	0	0	0	0
Operations and management of Ozarks Traffic Intelligent Transportation System in the rural Southwest District. Fed: 0 State: 30 AC-State: 8 Local: 0 Awd Date: N/A Anticipated Fed Cat: S.T.P. Future Cost: 0 Estimate Total: 38	Engineering:					
	R/W:					
	Construction:					
	FFOS:					
	Payments:	38	0	0	0	0
County: Various Route: Various Job No.: 8Q2247 Length: 0.00 Fund Cat: Major Projects & Emerging Needs Sec Cat: Systems Operations TIP #:	0	0	0	0	0	0
Operations and management of Ozarks Traffic Intelligent Transportation System in the rural Southwest District. Fed: 0 State: 30 AC-State: 8 Local: 0 Awd Date: N/A Anticipated Fed Cat: S.T.P. Future Cost: 0 Estimate Total: 38	Engineering:					
	R/W:					
	Construction:					
	FFOS:					
	Payments:		38	0	0	0



2014-2018 Highway and Bridge Construction Schedule

Transportation Planning

P.O. Box 270
Jefferson City, MO 65102

Construction contingency applied to construction cost in the year the project is awarded.
 Three percent project growth factor compounded annually is applied to right-of-way and construction costs in program years 2, 3, 4, and 5.
 No inflation is applied to the Funding From Other Sources (FFOS) or Payments.
 Engineering includes PE costs, CE costs and R/W incidentals.

STATE FISCAL YEAR PROJECT BUDGETING						
Prior	7/2013- 6/2014	7/2014- 6/2015	7/2015- 6/2016	7/2016- 6/2017	7/2017- 6/2018	
FFOS:	0	0	0	0	0	0
Total R/W:	161	0	0	0	0	0
Total Construction:	0	0	0	0	0	0
Paybacks:	21,000	6,898	6,898	6,898	6,878	6,840
Sub-Total:	21,161	6,898	6,898	6,898	6,878	6,840
Total Engineering:	6	2	1	1	0	0
Grand Total:	21,167	6,902	6,900	6,899	6,878	6,840
	2014	2015	2016	2017	2018	
State	6,872	6,870	6,869	6,848	6,840	
AC-State	30	30	30	30	0	
Local	0	0	0	0	0	
Sub-total State	6,902	6,900	6,899	6,878	6,840	
Federal						
Sub-total Federal	0	0	0	0	0	
Grand Total	6,902	6,900	6,899	6,878	6,840	

Project Count: 9



2014-2018 Highway and Bridge Construction Schedule

Transportation Planning

P.O. Box 270
Jefferson City, MO 65102

Construction contingency applied to construction cost in the year the project is awarded.
Three percent inflation compounded annually is applied to right-of-way and construction costs in program years 2, 3, 4, and 5.
No inflation is applied to the Funding From Other Sources (FFOS) or Payments.
Engineering includes PE costs, CE costs and R/W incidentals.

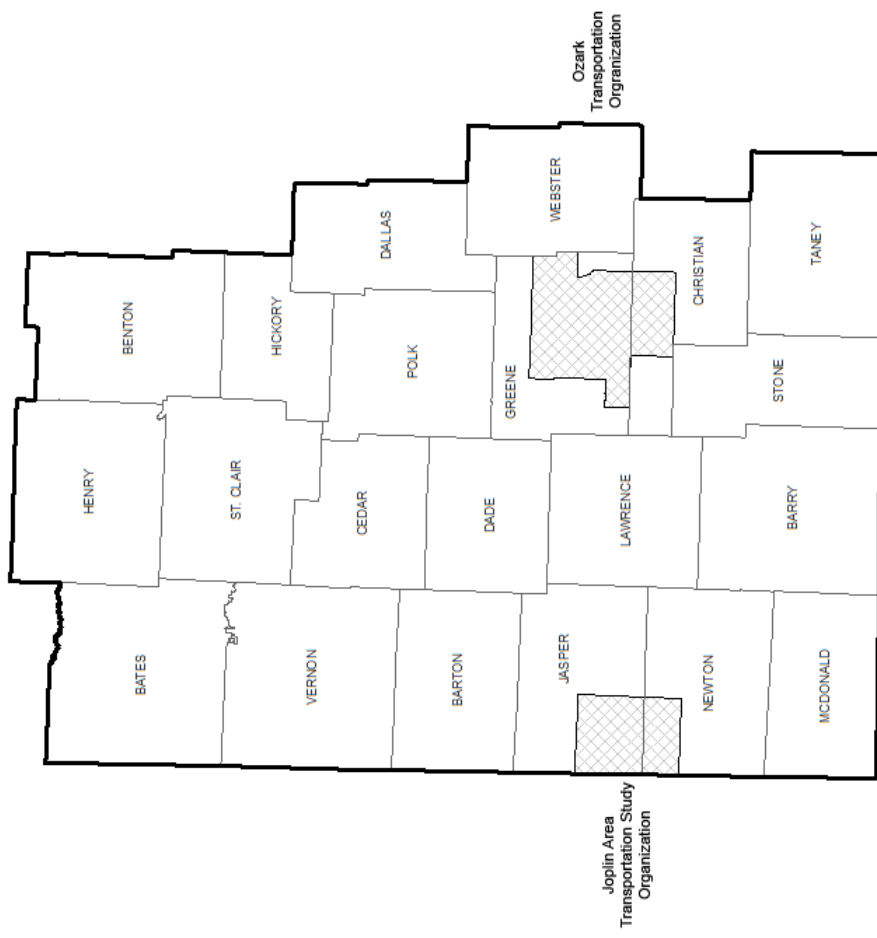
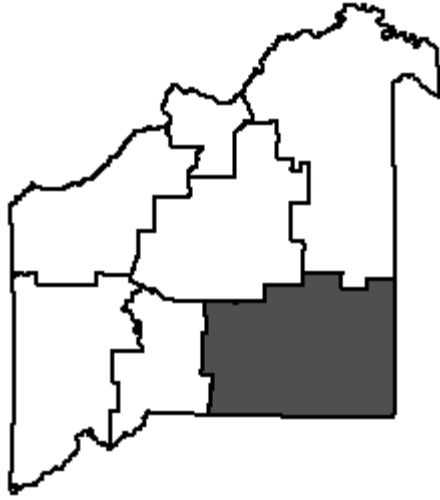
STATE FISCAL YEAR PROJECT BUDGETING							
Prior Prog.	7/2013-6/2014	7/2014-6/2015	7/2015-6/2016	7/2016-6/2017	7/2017-6/2018		
FFOS:	161	11,734	12,566	1,863	0	0	0
Total R/W:	5,355	6,160	18	184	0	0	0
Total Construction:	0	102,279	101,538	48,928	17,527	18,726	18,726
Paybacks:	21,000	6,898	6,898	6,898	6,878	6,878	6,840
Sub-Total:	26,355	115,337	108,454	56,010	24,405	25,566	
Total Engineering:	22,860	10,920	10,287	3,604	1,667	1,071	
Grand Total:	49,215	126,257	118,741	59,614	26,072	26,637	

Project Count: 130

	2014	2015	2016	2017	2018
State	29,148	25,959	17,192	10,564	10,798
AC-State	81,401	74,451	36,987	6,068	6,686
Local	935	3,365	0	0	0
Sub-total State	111,484	103,775	54,179	16,632	17,484

Federal	2014	2015	2016	2017	2018
Sub-total Federal	14,773	14,966	5,435	9,440	9,155
Grand Total	126,257	118,741	59,614	26,072	26,637

* Subject to the approval of the Transportation Improvement Plan by the governing Metropolitan Planning Organization.



TMA **MoDOT's Southwest District**

Ozarks Transportation Organization

(Note: The following MoDOT projects are located inside the Springfield Metropolitan Planning area boundary.)



2014-2018 Highway and Bridge Construction Schedule

Transportation Planning

P.O. Box 270
Jefferson City, MO 65102

Construction contingency applied to construction cost in the year the project is awarded. Three percent project growth factor compounded annually is applied to right-of-way and construction costs in program years 2, 3, 4, and 5. No inflation is applied to the Funding From Other Sources (FFOS) or Payments. Engineering includes PE costs, CE costs and R/W incidentals.

		STATE FISCAL YEAR PROJECT BUDGETING					
		Prior Prog.	7/2013-6/2014	7/2014-6/2015	7/2015-6/2016	7/2016-6/2017	7/2017-6/2018
County:	Christian		22	0	0	0	0
Route:	MO 125	Engineering:					
Job No.:	8P2292	R/W:	0	0	0	0	0
Length:	2.00	Construction:	0	198	0	0	0
Fund Cat:	Safety	FFOS:	0	198	0	0	0
Sec Cat:	Safety	Payments:	0	0	0	0	0
TIP #:	CCI202						
Safety improvements on various sections between Smyrna Road and the Ozarks Transportation Organization boundary. \$24,000 Repeat Offender. \$160,000 Open Container. \$14,000 High Risk Rural Roads funds. Combination letting involving projects 7S3027, 8P2292 and 8S3028.							
MPO:	Y						
Fed:	200	State:	23	Local:	0		
Anticipated Fed Cat:	Safety	Estimate Total:	245				
Awd Date:	Fall 13	Future Cost:	0				
CCI202							
County:	Christian		87	0	0	0	0
Route:	MO 14	Engineering:					
Job No.:	8P0588G	R/W:	400	0	0	0	0
Length:	0.30	Construction:	0	323	0	0	0
Fund Cat:	Major Projects & Emerging Needs	FFOS:	0	0	0	0	0
Sec Cat:	System Expansion	Payments:	0	0	0	0	0
TIP #:	CCI203						
Intersection improvements at Cheyenne Road between Nixa and Ozark. Part of a combination letting involving projects 8P0588G and 8P3000.							
MPO:	Y						
AC-State:	282	State:	71	Local:	0		
Anticipated Fed Cat:	NHPP	Estimate Total:	840				
Awd Date:	Fall 13	Future Cost:	0				
CCI203							
County:	Christian		12	0	0	0	0
Route:	MO 14	Engineering:					
Job No.:	8P3000	R/W:	0	0	0	0	0
Length:	12.00	Construction:	0	1,574	0	0	0
Fund Cat:	Taking Care Of System	FFOS:	0	184	0	0	0
Sec Cat:	Thin Lift Overlay	Payments:	0	0	0	0	0
TIP #:	CCI303						
Pavement improvements on various sections from Rte. M (Nicholas Road) in Nixa to Rte. W in Ozark. \$184,000 Repeat Offender funds. Part of a combination letting involving projects 8P0588G and 8P3000.							
MPO:	Y						
AC-State:	1,348	State:	338	Local:	0		
Anticipated Fed Cat:	S.T.P.	Estimate Total:	1,698				
Awd Date:	Fall 13	Future Cost:	0				
CCI303							
County:	Christian		0	41	0	0	0
Route:	MO 14	Engineering:					
Job No.:	8P3021	R/W:	0	0	0	0	0
Length:	10.45	Construction:	0	237	0	0	0
Fund Cat:	Major Projects & Emerging Needs	FFOS:	0	166	0	0	0
Sec Cat:	Regional	Payments:	0	0	0	0	0
TIP #:	EN1304						
ADA accommodations at various locations from Rte. M in Nixa to Rte. W in Ozark. \$165,587 Transportation Alternatives Program funding from the Ozarks Transportation Organization.							
MPO:	Y						
Fed:	223	State:	55	Local:	0		
Anticipated Fed Cat:	S.T.P.	Estimate Total:	278				
Awd Date:	Winter 14	Future Cost:	0				
EN1304							
County:	Christian		13	0	0	0	0
Route:	MO 14	Engineering:					
Job No.:	8S2414	R/W:	0	0	0	0	0
Length:	1.02	Construction:	0	274	0	0	0
Fund Cat:	Major Projects & Emerging Needs	FFOS:	0	274	0	0	0
Sec Cat:	Safety	Payments:	0	0	0	0	0
TIP #:	CCI1401						
Safety improvements 0.8 mile west of Nixa. \$274,000 Repeat Offender funds. Part of a combination letting involving projects 8S1300B, 8S2277, 8S2414, 8S2416, 8S2443, 8S2444.							
MPO:	Y						
Fed:	271	State:	30	Local:	0		
Anticipated Fed Cat:	Safety	Estimate Total:	314				
Awd Date:	Fall 13	Future Cost:	0				
CCI1401							



2014-2018 Highway and Bridge Construction Schedule

Construction contingency applied to construction cost in the year the project is awarded.
Three percent project growth factor compounded annually is applied to right-of-way and construction costs in program years 2, 3, 4, and 5.
No inflation is applied to the Funding From Other Sources (FFOS) or Payments.
Engineering includes PE costs, CE costs and R/W incidentals.

	STATE FISCAL YEAR PROJECT BUDGETING					
	Prior Prog.	7/2013-6/2014	7/2014-6/2015	7/2015-6/2016	7/2016-6/2017	7/2017-6/2018
County: Christian Route: MO 14 Job No.: 852443 Length: 2.62 MPO: Y Fund Cat: Taking Care Of System Sec Cat: Thin Lift Overlay TIP #: CC1301	1	12	0	0	0	0
Pavement improvements on various sections from 1.6 miles west of Rte. M to 0.2 mile west of Rte. M in Nixa. \$50,000 from Repeat Offender funds. Part of a combination letting involving projects 8S1300, 8S1300B, 8S2277, 8S2414, 8S2416, 8S2443, 8S2444. AC-State: 191 State: 48 Local: 0 Awd Date: Fall 13 Anticipated Fed Cat: S.T.P. Future Cost: 0 Estimate Total: 240						
Engineering:						
R/W:						
Construction:						
FFOS:						
Payments:						
County: Christian Route: US 65 Job No.: 8P2356 Length: 1.97 MPO: Y Fund Cat: Major Projects & Emerging Needs Sec Cat: System Expansion TIP #: CC1110	34	96	488	0	0	0
Interchange improvements at Rtes. CC and J in Ozark. Cost Share with Christian County. \$3,844,152 Cost Share funds. \$1,657,044 Christian County. \$2,300,000 Christian County STP-Urban funds. AC-State: 6,651 State: 240 Local: 1,657 Awd Date: Fall 14 Anticipated Fed Cat: NHPP Future Cost: 0 Estimate Total: 8,582						
Engineering:						
R/W:						
Construction:						
FFOS:						
Payments:						
County: Christian Route: BU 65 Job No.: 8S2266 Length: 4.30 MPO: Y Fund Cat: Taking Care Of System Sec Cat: Thin Lift Overlay TIP #: MO1206	9	44	0	0	0	0
Pavement improvements on various sections of South Street in Ozark from Rte. 65 to Rte. 14 and on Rte. F from the end of route to Rte. 65. Part of a combination letting involving projects 7P3006, 8P2263C, and 8S2266. AC-State: 529 State: 131 Local: 0 Awd Date: Fall 13 Anticipated Fed Cat: S.T.P. Future Cost: 0 Estimate Total: 669						
Engineering:						
R/W:						
Construction:						
FFOS:						
Payments:						
County: Christian Route: RT CC Job No.: 8S0736B Length: 0.20 MPO: Y Fund Cat: Major Projects & Emerging Needs Sec Cat: System Expansion TIP #: CC1302	60	170	0	0	0	0
Intersection improvements at Cheyenne Road in Nixa. Part of a combination letting involving projects 8S0736B and 8S0736C. Fed: 891 State: 99 Local: 0 Awd Date: Winter 14 Anticipated Fed Cat: Safety Future Cost: 0 Estimate Total: 1,550						
Engineering:						
R/W:						
Construction:						
FFOS:						
Payments:						
County: Christian Route: RT CC Job No.: 8S0736C Length: 0.58 MPO: Y Fund Cat: Major Projects & Emerging Needs Sec Cat: Safety TIP #: CC1201	180	111	0	0	0	0
Roadway improvements from Cheyenne Road to Rolling Hills Road in Fremont Hills. Part of a combination letting involving projects 8S0736B and 8S0736C. Fed: 1,759 State: 196 Local: 0 Awd Date: Winter 14 Anticipated Fed Cat: Safety Future Cost: 0 Estimate Total: 2,428						
Engineering:						
R/W:						
Construction:						
FFOS:						
Payments:						

* Subject to the approval of the Transportation Improvement Plan by the governing Metropolitan Planning Organization.
Jun-20-2013 Section 4 - 2 District Southwest

TMA

Dollars in Thousands



2014-2018 Highway and Bridge Construction Schedule

Transportation Planning

P.O. Box 270
Jefferson City, MO 65102

Construction contingency applied to construction cost in the year the project is awarded. Three percent project growth factor compounded annually is applied to right-of-way and construction costs in program years 2, 3, 4, and 5. No inflation is applied to the Funding From Other Sources (FFOS) or Payments. Engineering includes PE costs, CE costs and R/W incidentals.

	STATE FISCAL YEAR PROJECT BUDGETING					
	Prior Prog.	7/2013-6/2014	7/2014-6/2015	7/2015-6/2016	7/2016-6/2017	7/2017-6/2018
County: Christian		10	42	0	0	0
Route: RT NN		0	0	0	0	0
Job No.: 8S2267		0	0	755	0	0
Length: 3.37						
Fund Cat: Taking Care Of System						
Sec Cat: Thin Lift Overlay						
TIP #: MO1206						
Pavement improvements on various sections from Rte. J to Rte. 14 in Ozark.						
County: Greene		27	0	0	0	0
Route: MO 125		0	0	0	0	0
Job No.: 8S1300C		0	0	333	0	0
Length: 3.67						
Fund Cat: Taking Care Of System						
Sec Cat: Thin Lift Overlay						
TIP #: MO1206						
Pavement improvements on various sections from Ozarks Transportation Organization boundary to I-44 in Strafford. Part of a combined letting involving projects 8S2465B and 8S1300C. \$126,000 Repeat Offender funds.						
County: Greene		31	0	0	0	0
Route: MO 125		87	0	0	0	0
Job No.: 8S2426		0	0	553	0	0
Length: 0.30						
Fund Cat: Major Projects & Emerging Needs						
Sec Cat: Safety						
TIP #: ST1201						
Turn-lane improvements at Washington Avenue in Strafford. Part of a combination letting involving projects 8S2340, 8S2449, 8S2426 and 8P2265.						
County: Greene		49	0	0	0	0
Route: MO 125		0	0	0	0	0
Job No.: 8S3028		0	0	668	0	0
Length: 5.02						
Fund Cat: Taking Care Of System						
Sec Cat: Thin Lift Overlay						
TIP #: MO1206						
Pavement and safety improvements on various sections from Rte. 60 to Smyrna Road. \$28,000 Repeat Offender funds. Part of a combination letting involving projects 7S3027, 8P2292 and 8S3028.						
County: Greene		185	0	0	0	0
Route: MO 13		0	0	0	0	0
Job No.: 8P2263B		0	0	2,600	0	0
Length: 5.78						
Fund Cat: Taking Care Of System						
Sec Cat: Thin Lift Overlay						
TIP #: GRI305						
Pavement improvements on various sections from Rte. WW to north of I-44 in Springfield. Part of a combination letting involving projects 8P2263B and 7P3005.						
County: Greene		0	0	0	0	0
Route: MO 13		0	0	0	0	0
Job No.: 8P2263B		0	0	0	0	0
Length: 5.78						
Fund Cat: Taking Care Of System						
Sec Cat: Thin Lift Overlay						
TIP #: GRI305						



2014-2018 Highway and Bridge Construction Schedule

Construction contingency applied to construction cost in the year the project is awarded.
Three percent project growth factor compounded annually is applied to right-of-way and construction costs in program years 2, 3, 4, and 5.
No inflation is applied to the Funding From Other Sources (FFOS) or Payments.
Engineering includes PE costs, CE costs and R/W incidentals.

		STATE FISCAL YEAR PROJECT BUDGETING					
		Prior Prog.	7/2013- 6/2014	7/2014- 6/2015	7/2015- 6/2016	7/2016- 6/2017	7/2017- 6/2018
County: Greene	Signal improvements on Kansas Expressway at Sunset Street and Walnut Lawn Street in Springfield.	Engineering: 2	3	5	26	22	0
Route: MO 13		R/W: 0	0	0	0	0	0
Job No.: 8P2390		Construction: 0	0	0	0	449	0
Length: 0.20	MPO: Y	FFOS: 0	0	0	0	0	0
Fund Cat: Taking Care Of System	AC-State: 404 State: 101 Local: 0	Payments: 0	0	0	0	0	0
Sec Cat: Systems Operations	Awd Date: 2017 Anticipated Fed Cat: NHPP						
TIP #: SP1401	Future Cost: 0 Estimate Total: 507						
County: Greene	Pavement improvements on various sections of Kansas Expressway from north of I-44 to Rte. 60 (James River Freeway).	Engineering: 2	17	107	0	0	0
Route: MO 13		R/W: 0	0	0	0	0	0
Job No.: 8P3005		Construction: 0	0	1,803	0	0	0
Length: 8.21	MPO: Y	FFOS: 0	0	0	0	0	0
Fund Cat: Taking Care Of System	AC-State: 1,542 State: 385 Local: 0	Payments: 0	0	0	0	0	0
Sec Cat: Thin Lift Overlay	Awd Date: Fall 14 Anticipated Fed Cat: NHPP						
TIP #: SP1316	Future Cost: 0 Estimate Total: 1,929						
County: Greene	Pavement improvements on various sections of West Bypass from Rte. 413 (Sunshine Street) to Rte. 60 (James River Freeway) in Springfield.	Engineering: 2	5	55	0	0	0
Route: US 160		R/W: 0	0	0	0	0	0
Job No.: 8P2264D		Construction: 0	0	800	0	0	0
Length: 2.47	MPO: Y	FFOS: 0	0	0	0	0	0
Fund Cat: Taking Care Of System	AC-State: 688 State: 172 Local: 0	Payments: 0	0	0	0	0	0
Sec Cat: Thin Lift Overlay	Awd Date: Fall 14 Anticipated Fed Cat: NHPP						
TIP #: SP1317	Future Cost: 0 Estimate Total: 862						
County: Greene	Signal improvements at Rte. AB and at Miller Road in Willard.	Engineering: 2	3	5	50	121	0
Route: US 160		R/W: 0	0	0	0	0	0
Job No.: 8P2389		Construction: 0	0	0	0	724	0
Length: 0.20	MPO: Y	FFOS: 0	0	0	0	0	0
Fund Cat: Taking Care Of System	AC-State: 722 State: 181 Local: 0	Payments: 0	0	0	0	0	0
Sec Cat: Systems Operations	Awd Date: 2017 Anticipated Fed Cat: S.T.P.						
TIP #: WL1301	Future Cost: 0 Estimate Total: 905						
County: Greene	Pavement improvements on various sections of West Bypass from I-44 to Rte. 413 (Sunshine Street).	Engineering: 2	2	85	0	0	0
Route: US 160		R/W: 0	0	0	0	0	0
Job No.: 8P3011		Construction: 0	0	1,563	0	0	0
Length: 4.26	MPO: Y	FFOS: 0	0	0	0	0	0
Fund Cat: Taking Care Of System	AC-State: 1,320 State: 330 Local: 0	Payments: 0	0	0	0	0	0
Sec Cat: Thin Lift Overlay	Awd Date: Fall 14 Anticipated Fed Cat: NHPP						
TIP #: MO1306	Future Cost: 0 Estimate Total: 1,652						

* Subject to the approval of the Transportation Improvement Plan by the governing Metropolitan Planning Organization.
Jun-20-2013 Section 4 - 4 District Southwest

TMA Dollars in Thousands



2014-2018 Highway and Bridge Construction Schedule

Transportation Planning

P.O. Box 270
Jefferson City, MO 65102

Construction contingency applied to construction cost in the year the project is awarded. Three percent project growth factor compounded annually is applied to right-of-way and construction costs in program years 2, 3, 4, and 5. No inflation is applied to the Funding From Other Sources (FFOS) or Payments. Engineering includes PE costs, CE costs and R/W incidentals.

	STATE FISCAL YEAR PROJECT BUDGETING					
	Prior Prog.	7/2013-6/2014	7/2014-6/2015	7/2015-6/2016	7/2016-6/2017	7/2017-6/2018
County: Greene Route: MO 413 Job No.: 8S3003 Length: 4.08 MPO: Y Fund Cat: Taking Care Of System Sec Cat: Thin Lift Overlay TIP #: GRI306	2	136	0	0	0	0
Pavement improvements on various sections of Sunshine Street from Rte. 360 (James River Freeway) to Rte. 13 (Kansas Expressway) in Springfield. Awd Date: Fall 13 Anticipated Fed Cat: NHPP Future Cost: 1,841 Estimate Total: 1,841	Engineering:	R/W:	Construction:	FFOS:	Payments:	
County: Greene Route: MO 413 Job No.: 8S3025 Length: 18.84 MPO: Y Fund Cat: Major Projects & Emerging Needs Sec Cat: Regional TIP #:	0	29	25	0	0	0
ADA accommodations at various locations on west Sunshine Street (Rte. 413), Kearney Street (Rte. 744), Kansas Expressway (Rte. 13) and Chestnut Expressway (Loop 44). Awd Date: 2015 Anticipated Fed Cat: NHPP Future Cost: 0 Estimate Total: 373	Engineering:	R/W:	Construction:	FFOS:	Payments:	
County: Greene Route: IS 44 Job No.: 2121660 Length: 22.10 MPO: Y Fund Cat: Statewide Interstate And Major Bridge Sec Cat: Preventive Maint TIP #:	0	16	0	0	0	0
Job Order Contracting for pavement repair in the Ozarks Transportation Organization area. Awd Date: Winter 14 Anticipated Fed Cat: NHPP Future Cost: 0 Estimate Total: 216	Engineering:	R/W:	Construction:	FFOS:	Payments:	
County: Greene Route: IS 44 Job No.: 8I3000 Length: 5.67 MPO: Y Fund Cat: Statewide Interstate And Major Bridge Sec Cat: Rehab And Reconst TIP #: GRI308	2	2	112	596	0	0
Pavement treatment on various sections from Rte. 266 (Chestnut Expressway) to 2 miles east of Rte. 65. Awd Date: 2016 Anticipated Fed Cat: NHPP Future Cost: 0 Estimate Total: 9,987	Engineering:	R/W:	Construction:	FFOS:	Payments:	
County: Greene Route: LP 44 Job No.: 8P2264C Length: 1.08 MPO: Y Fund Cat: Taking Care Of System Sec Cat: Thin Lift Overlay TIP #: SP1315	2	4	33	0	0	0
Pavement improvements on various sections of Chestnut Expressway from College Street to Rte. 13 (Kansas Expressway) in Springfield. Awd Date: Fall 14 Anticipated Fed Cat: NHPP Future Cost: 0 Estimate Total: 583	Engineering:	R/W:	Construction:	FFOS:	Payments:	



2014-2018 Highway and Bridge Construction Schedule

Construction contingency applied to construction cost in the year the project is awarded.
 Three percent project growth factor compounded annually is applied to right-of-way and construction costs in program years 2, 3, 4, and 5.
 No inflation is applied to the Funding From Other Sources (FFOS) or Payments.
 Engineering includes PE costs, CE costs and R/W incidentals.

	STATE FISCAL YEAR PROJECT BUDGETING					
	Prior Prog.	7/2013-6/2014	7/2014-6/2015	7/2015-6/2016	7/2016-6/2017	7/2017-6/2018
County: Greene Route: US 60 Job No.: 8P0683D Length: 3.50 MPO: Y Fund Cat: Major Projects & Emerging Needs Sec Cat: System Expansion Awd Date: 2015 Anticipated Fed Cat: NHPP TIP #: GRI010 Future Cost: 0 Estimate Total: 13,383 Interchange improvements at Rtes. NN/J. \$911,000 Open Container funds.	Engineering:	292	460	2,061	0	0
	R/W:	0	700	0	0	0
	Construction:	0	0	9,870	0	0
	FFOS:	0	0	911	0	0
	Payments:	0	0	0	0	0
County: Greene Route: US 60 Job No.: 8P2381 Length: 0.20 MPO: Y Fund Cat: Taking Care Of System Sec Cat: Systems Operations Awd Date: 2017 Anticipated Fed Cat: NHPP TIP #: RG1201 Future Cost: 0 Estimate Total: 387 Signal improvements at Rte. 125.	Engineering:	31	1	1	8	19
	R/W:	0	0	0	0	0
	Construction:	0	0	0	0	327
	FFOS:	0	0	0	0	0
	Payments:	0	0	0	0	0
County: Greene Route: US 60 Job No.: 8P3004 Length: 4.20 MPO: Y Fund Cat: Taking Care Of System Sec Cat: Thin Lift Overlay Awd Date: Fall 13 Anticipated Fed Cat: NHPP TIP #: RP1301 Future Cost: 0 Estimate Total: 1,685 Pavement improvements on various sections from Rte. 174 to Rtes. 360/60 (James River Freeway) interchange in Republic.	Engineering:	2	111	0	0	0
	R/W:	0	0	0	0	0
	Construction:	0	1,572	0	0	0
	FFOS:	0	0	0	0	0
	Payments:	0	0	0	0	0
County: Greene Route: US 60 Job No.: 8P3020 Length: 1.45 MPO: Y Fund Cat: Major Projects & Emerging Needs Sec Cat: System Expansion Awd Date: Fall 13 Anticipated Fed Cat: NHPP TIP #: Future Cost: 0 Estimate Total: 485 Sound abatement at various locations on James River Freeway from Rte. 13 (Kansas Expressway) to Rte. 160 (Campbell Avenue).	Engineering:	16	32	0	0	0
	R/W:	0	0	0	0	0
	Construction:	0	437	0	0	0
	FFOS:	0	0	0	0	0
	Payments:	0	0	0	0	0
County: Greene Route: US 60 Job No.: 8P3031 Length: 1.19 MPO: Y Fund Cat: Taking Care Of System Sec Cat: Thin Lift Overlay Awd Date: 2016 Anticipated Fed Cat: NHPP TIP #: Future Cost: 0 Estimate Total: 248 Pavement improvements on various sections from County Road 194 to Illinois Street in Republic. Part of a combination letting involving projects 7P3039 and 8P3031.	Engineering:	0	2	2	14	0
	R/W:	0	0	0	0	0
	Construction:	0	0	0	230	0
	FFOS:	0	0	0	0	0
	Payments:	0	0	0	0	0

* Subject to the approval of the Transportation Improvement Plan by the governing Metropolitan Planning Organization.
 Jun-20-2013 Section 4 - 6 District Southwest

TMA

Dollars in Thousands



2014-2018 Highway and Bridge Construction Schedule

Transportation Planning

P.O. Box 270
Jefferson City, MO 65102

Construction contingency applied to construction cost in the year the project is awarded. Three percent project growth factor compounded annually is applied to right-of-way and construction costs in program years 2, 3, 4, and 5. No inflation is applied to the Funding From Other Sources (FFOS) or Payments. Engineering includes PE costs, CE costs and R/W incidentals.

		STATE FISCAL YEAR PROJECT BUDGETING					
		Prior Prog.	7/2013-6/2014	7/2014-6/2015	7/2015-6/2016	7/2016-6/2017	7/2017-6/2018
County: Greene	Bridge improvement on Evans Road over Rte. 65 in Springfield. Project involves bridge A3107.	13	2	2	2	41	68
Route: US 65							
Job No.: 802397		0	0	0	0	0	0
Length: 0.02	MPO: Y						
Fund Cat: Taking Care Of System	AC-State: 849 State: 210 Local: 0						944
Sec Cat: Rehab And Reconst	Awd Date: 2018 Anticipated Fed Cat: NHPP						
TIP #: SP1204	Future Cost: 1,072						
County: Greene	Various operational and roadway improvements from Rte. 60 (James River Freeway) to 0.7 mile south of Evans Road.	0	2	396	562	0	0
Route: US 65							
Job No.: 8P0605G		0	0	0	0	0	0
Length: 2.79	MPO: Y						
Fund Cat: Major Projects & Emerging Needs	AC-State: 7,695 State: 1,922 Local: 0				8,657		
Sec Cat: System Expansion	Awd Date: 2016 Anticipated Fed Cat: NHPP						
TIP #: SP1106	Future Cost: 9,617						
County: Greene	Relocate Eastgate Avenue (east outer road) intersection east of Rte. 65. Cost Participation with Springfield and Greene County. \$1,179,000 Springfield. \$100,000 Greene County STP-Urban.	70	3	158	0	0	0
Route: OR 65							
Job No.: 8P0850B		0	2	0	0	0	0
Length: 0.02	MPO: Y						
Fund Cat: Major Projects & Emerging Needs	AC-State: 1,484 State: 32 Local: 1,179				2,532		
Sec Cat: System Expansion	Awd Date: Fall 14 Anticipated Fed Cat: S.T.P.						
TIP #: SP1106	Future Cost: 2,765						
County: Greene	Bridge improvements on northbound bridge over Lake Springfield, 0.6 mile south of Rte. 60. Project involves bridge A0649.	528	100	410	392	0	0
Route: US 65							
Job No.: 8P2158		0	0	0	0	0	0
Length: 0.16	MPO: Y						
Fund Cat: Taking Care Of System	Fed: 5,546 State: 1,386 Local: 0				6,030		
Sec Cat: Rehab And Reconst	Awd Date: 2016 Anticipated Fed Cat: NHPP						
TIP #: SP1018	Future Cost: 7,460						
County: Greene	Railroad crossing grade separation at Chestnut Expressway and BNSF railway 0.2 mile west of Rte. 65. \$4,846,523 Cost Share, \$3,190,415 Springfield, \$2,325,663 Springfield STP-Urban and \$400,000 Greene County STP-Urban.	502	30	52	429	0	0
Route: BU 65							
Job No.: 8P2196		0	0	4,189	0	0	0
Length: 0.23	MPO: Y						
Fund Cat: Major Projects & Emerging Needs	AC-State: 7,675 State: 939 Local: 3,190				7,104		
Sec Cat: System Expansion	Awd Date: 2016 Anticipated Fed Cat: NHPP						
TIP #: SP1109	Future Cost: 12,306						



2014-2018 Highway and Bridge Construction Schedule

Construction contingency applied to construction cost in the year the project is awarded.
 Three percent project growth factor compounded annually is applied to right-of-way and construction costs in program years 2, 3, 4, and 5.
 No inflation is applied to the Funding From Other Sources (FFOS) or Payments.
 Engineering includes PE costs, CE costs and R/W incidentals.

	STATE FISCAL YEAR PROJECT BUDGETING					
	Prior Prog.	7/2013-6/2014	7/2014-6/2015	7/2015-6/2016	7/2016-6/2017	7/2017-6/2018
County: Greene Route: US 65 Job No.: 8P2263C Length: 2.48 MPO: Y Fund Cat: Taking Care Of System Sec Cat: Thin Lift Overlay TIP #: SP1312 Pavement improvements on various sections of the southbound lanes from south of Rte. 60 to the Ozarks Transportation Organization boundary. Part of a combination letting involving projects 7P3006, 8P2263C, and 8S2266. Awd Date: Fall 13 Anticipated Fed Cat: NHPP Future Cost: 0 Estimate Total: 2,318 AC-State: 1,850 State: 462 Local: 0	6	92	0	0	0	0
Engineering:						
R/W:						
Construction:						
FFOS:						
Payments:						
County: Greene Route: US 65 Job No.: 8P2293 Length: 0.09 MPO: Y Fund Cat: Taking Care Of System Sec Cat: Rehab And Reconst TIP #: SP1112 Replace southbound bridge over I-44 in Springfield. Project involves bridge A2071. \$166,134.42 MO108 SAFETEA-LU earmark. Awd Date: 2018 Anticipated Fed Cat: NHPP Future Cost: 0 Estimate Total: 4,390 AC-State: 3,334 State: 834 Local: 0	222	5	63	100	150	245
Engineering:						
R/W:						
Construction:						
FFOS:						
Payments:						
County: Greene Route: BU 65 Job No.: 8P3001 Length: 7.71 MPO: Y Fund Cat: Taking Care Of System Sec Cat: Thin Lift Overlay TIP #: SP1314 Pavement improvements on various sections of Glenstone Avenue in Springfield from Walnut Street to Battlefield Road. Part of a combination letting involving projects 8P2263 and 8P3001. Awd Date: Fall 13 Anticipated Fed Cat: NHPP Future Cost: 0 Estimate Total: 1,278 AC-State: 1,013 State: 253 Local: 0	12	105	0	0	0	0
Engineering:						
R/W:						
Construction:						
FFOS:						
Payments:						
County: Greene Route: US 65 Job No.: 8P3006 Length: 6.72 MPO: Y Fund Cat: Taking Care Of System Sec Cat: Thin Lift Overlay TIP #: GRI304 Pavement improvements on various sections of the northbound lanes from Rte. KK to I-44. Part of a combination letting involving projects 7P2212B and 8P3006. Awd Date: Fall 14 Anticipated Fed Cat: NHPP Future Cost: 0 Estimate Total: 2,276 AC-State: 1,820 State: 454 Local: 0	2	26	66	0	0	0
Engineering:						
R/W:						
Construction:						
FFOS:						
Payments:						
County: Greene Route: BU 65 Job No.: 8P3013 Length: 1.49 MPO: Y Fund Cat: Major Projects & Emerging Needs Sec Cat: System Expansion TIP #: SP1313 Roadway improvements on various sections of Glenstone Avenue from Battlefield Road to Rte. 60 (James River Freeway). Cost Share with Springfield. \$5,236,000 Cost Share funds. \$1,310,000 Springfield. \$5,241,000 Springfield STP-U. Awd Date: Winter 14 Anticipated Fed Cat: NHPP Future Cost: 0 Estimate Total: 13,633 AC-State: 6,731 State: 907 Local: 776	687	1,154	0	0	0	0
Engineering:						
R/W:						
Construction:						
FFOS:						
Payments:						

* Subject to the approval of the Transportation Improvement Plan by the governing Metropolitan Planning Organization.
 Jun-20-2013



2014-2018 Highway and Bridge Construction Schedule

Transportation Planning

P.O. Box 270
Jefferson City, MO 65102

Construction contingency applied to construction cost in the year the project is awarded. Three percent project growth factor compounded annually is applied to right-of-way and construction costs in program years 2, 3, 4, and 5. No inflation is applied to the Funding From Other Sources (FFOS) or Payments. Engineering includes PE costs, CE costs and R/W incidentals.

	STATE FISCAL YEAR PROJECT BUDGETING						
	Prior Prog.	7/2013-6/2014	7/2014-6/2015	7/2015-6/2016	7/2016-6/2017	7/2017-6/2018	
County: Greene Route: BU 65 Job No.: 8S3024 Length: 5.97 MPO: Y Fund Cat: Major Projects & Emerging Needs Sec Cat: Regional TIP #:	0	62	0	0	0	0	Engineering: R/W: Construction: FFOS: Payments:
ADA accommodations at various locations of Glenstone Avenue (Bus. 65) from Walnut Street to Battlefield Road, and on Sunshine Street (Rte. D) from Glenstone Avenue to Blackman Road. Awd Date: Winter 14 Anticipated Fed Cat: NHPP Future Cost: 411 Estimate Total: 411							
County: Greene Route: BU 65 Job No.: 8S3026 Length: 1.75 MPO: Y Fund Cat: Major Projects & Emerging Needs Sec Cat: Regional TIP #:	0	22	20	0	0	0	Engineering: R/W: Construction: FFOS: Payments:
ADA accommodations at various locations of Chestnut Expressway from 0.1 mile west of Glenstone Avenue to Belcrest Avenue in Springfield. Awd Date: 2015 Anticipated Fed Cat: S.T.P. Future Cost: 284 Estimate Total: 284							
County: Greene Route: BU 65 Job No.: 8S3034 Length: 1.64 MPO: Y Fund Cat: Taking Care Of System Sec Cat: Thin Lift Overlay TIP #:	0	6	28	0	0	0	Engineering: R/W: Construction: FFOS: Payments:
Pavement improvements on various sections of Chestnut Expressway from 0.1 mile west of Glenstone Avenue (Loop 44) to Belcrest Avenue. Awd Date: Fall 14 Anticipated Fed Cat: NHPP Future Cost: 706 Estimate Total: 706							
County: Greene Route: US 65 Job No.: 8U0500 Length: 1.20 MPO: Y Fund Cat: Major Projects & Emerging Needs Sec Cat: System Expansion TIP #:	1,277	73	679	0	0	0	Engineering: R/W: Construction: FFOS: Payments:
Bridge and interchange improvements at Battlefield Road in Springfield. Project involves bridge A1656, \$3,708,853 Cost Share, \$1,189,657 Ozarks Transportation Organization BRM, \$4,153,500 Springfield, \$2,291,368 Springfield STP-Urban and \$500,000 Greene County STP-Urban Awd Date: Summer 14 Anticipated Fed Cat: NHPP Future Cost: 14,224 Estimate Total: 14,224							
County: Greene Route: MO 744 Job No.: 8P3010 Length: 3.74 MPO: Y Fund Cat: Taking Care Of System Sec Cat: Thin Lift Overlay TIP #:	2	3	51	0	0	0	Engineering: R/W: Construction: FFOS: Payments:
Pavement improvements on various sections of Kearney Street from Springfield-Branson National Airport to w/o Rte. 13 (Kansas Expressway). Awd Date: Fall 14 Anticipated Fed Cat: NHPP Future Cost: 1,023 Estimate Total: 1,023							



2014-2018 Highway and Bridge Construction Schedule

Construction contingency applied to construction cost in the year the project is awarded.
Three percent project growth factor compounded annually is applied to right-of-way and construction costs in program years 2, 3, 4, and 5.
No inflation is applied to the Funding From Other Sources (FFOS) or Payments.
Engineering includes PE costs, CE costs and R/W incidentals.

		STATE FISCAL YEAR PROJECT BUDGETING					
		7/2013- 6/2014	7/2014- 6/2015	7/2015- 6/2016	7/2016- 6/2017	7/2017- 6/2018	
		Prior Prog.					
County: Greene	Safety improvements on Kearney Street at Mustard Way and Mulroy Road in Springfield. \$129,000 Repeat Offender funds. Part of a combination letting involving projects 8S2340, 8S2449, 8S2426 and 8P2265.	93	40	0	0	0	0
Route: MO 744							
Job No.: 8S2449		69	0	0	0	0	0
Length: 0.30	MPO: Y						
Fund Cat: Major Projects & Emerging Needs	AC-State: 582 State: 145 Local: 0						
Sec Cat: Safety	Awd Date: Fall 13 Anticipated Fed Cat: NHPP						
TIP #: SP1206	Future Cost: 0 Estimate Total: 889						
County: Greene	Pavement improvements on various sections of Kearney Street from west of Loop 44 (Glenstone Avenue) in Springfield to Mulroy Road, and on Mulroy Road from Rte. 00 to I-44.	2	10	72	0	0	0
Route: MO 744							
Job No.: 8S3002		0	0	0	0	0	0
Length: 4.88	MPO: Y						
Fund Cat: Taking Care Of System	AC-State: 1,021 State: 255 Local: 0						
Sec Cat: Thin Lift Overlay	Awd Date: Fall 14 Anticipated Fed Cat: NHPP						
TIP #: SP1318	Future Cost: 0 Estimate Total: 1,278						
County: Greene	Bridge improvements over I-44 west of Springfield. Project involves bridge A0231.	145	552	0	0	0	0
Route: RT B							
Job No.: 8S2396		0	0	0	0	0	0
Length: 0.06	MPO: Y						
Fund Cat: Taking Care Of System	Fed: 2,007 State: 503 Local: 0						
Sec Cat: Rehab And Reconst	Awd Date: Winter 14 Anticipated Fed Cat: NHPP						
TIP #: GR1206	Future Cost: 0 Estimate Total: 2,655						
County: Greene	Pavement improvements on various sections of Sunshine St. from Bus. 65 (Glenstone Ave.) to Blackman Rd. in Springfield. Combination letting involving projects 8P2263 and 8P3001. Add alternate section: pavement improvements on Rte. 65 at the Rte. D interchange.	4	66	0	0	0	0
Route: RT D							
Job No.: 8P2263		0	0	0	0	0	0
Length: 2.56	MPO: Y						
Fund Cat: Taking Care Of System	AC-State: 799 State: 200 Local: 0						
Sec Cat: Thin Lift Overlay	Awd Date: Fall 13 Anticipated Fed Cat: NHPP						
TIP #: SP1319	Future Cost: 0 Estimate Total: 1,003						
County: Greene	Pavement improvements on various sections from Rte. 60 to e/o Rte. FF. Part of a combination letting involving projects 8S1300, 8S1300B, 8S2277, 8S2414, 8S2416, 8S2443, 8S2444.	8	16	0	0	0	0
Route: RT M							
Job No.: 8S1300		0	0	0	0	0	0
Length: 2.83	MPO: Y						
Fund Cat: Taking Care Of System	AC-State: 251 State: 63 Local: 0						
Sec Cat: Thin Lift Overlay	Awd Date: Fall 13 Anticipated Fed Cat: S.T.P.						
TIP #: MO1206	Future Cost: 0 Estimate Total: 322						

* Subject to the approval of the Transportation Improvement Plan by the governing Metropolitan Planning Organization.



2014-2018 Highway and Bridge Construction Schedule

Transportation Planning

P.O. Box 270
Jefferson City, MO 65102

Construction contingency applied to construction cost in the year the project is awarded. Three percent project growth factor compounded annually is applied to right-of-way and construction costs in program years 2, 3, 4, and 5. No inflation is applied to the Funding From Other Sources (FFOS) or Payments. Engineering includes PE costs, CE costs and R/W incidentals.

	STATE FISCAL YEAR PROJECT BUDGETING					
	Prior Prog.	7/2013-6/2014	7/2014-6/2015	7/2015-6/2016	7/2016-6/2017	7/2017-6/2018
County: Greene	19	38	0	0	0	0
Route: RT 00	0	0	0	0	0	0
Job No.: 8P2265	0	0	0	0	0	0
Length: 6.04 MPO: Y	0	728	0	0	0	0
Fund Cat: Taking Care Of System						
Sec Cat: Thin Lift Overlay						
TIP #: ST1101						
Pavement improvements on various sections from Rte. 744 (Mulroy Road) to 0.2 mi. east of County Road 249. Part of a combination letting involving projects 8S2340, 8S2449, 8S2426 and 8P2265. \$222,000 Repeat Offender funds.						
AC-State:		612	State:	154	Local:	0
Anticipated Fed Cat:		Fall 13	S.T.P.			
Future Cost:		0	Estimate Total:	785		
County: Greene	0	27	0	0	0	0
Route: Various	0	0	0	0	0	0
Job No.: 8P3016	0	0	0	0	0	0
Length: 0.00 MPO: Y	0	363	0	0	0	0
Fund Cat: Major Projects & Emerging Needs						
Sec Cat: Systems Operations						
TIP #:						
Payment to Springfield for signal upgrades on various routes in Springfield. \$291,510 in Cost Share funds. To be let by Springfield.						
AC-State:		312	State:	78	Local:	0
Anticipated Fed Cat:		Let by Others	S.T.P.			
Future Cost:		0	Estimate Total:	390		
County: Greene	0	18	0	0	0	0
Route: RT ZZ	0	0	0	0	0	0
Job No.: 8S1300B	0	0	0	0	0	0
Length: 2.83 MPO: Y	0	347	0	0	0	0
Fund Cat: Taking Care Of System						
Sec Cat: Thin Lift Overlay						
TIP #:						
Pavement improvements on various sections from south of Rte. M to County Road 194. \$56,000 Repeat Offender funds. Part of a combination letting involving projects 8S1300, 8S1300B, 8S2277, 8S2414, 8S2416, 8S2443, 8S2444.						
AC-State:		292	State:	73	Local:	0
Anticipated Fed Cat:		Fall 13	S.T.P.			
Future Cost:		0	Estimate Total:	365		
County: Various	2	14	0	0	0	0
Route: Various	0	0	0	0	0	0
Job No.: 8P2242	0	0	0	0	0	0
Length: 0.00 MPO: Y	0	179	0	0	0	0
Fund Cat: Taking Care Of System						
Sec Cat: Routine Maintenance						
TIP #:						
Job Order Contracting for guardrail and guard cable repair in the urban Southwest District.						
AC-State:		155	State:	38	Local:	0
Anticipated Fed Cat:		Spring 14	S.T.P.			
Future Cost:		0	Estimate Total:	195		
County: Various	2	2	14	0	0	0
Route: Various	0	0	0	0	0	0
Job No.: 8P2243	0	0	0	0	0	0
Length: 0.00 MPO: Y	0	0	184	0	0	0
Fund Cat: Taking Care Of System						
Sec Cat: Routine Maintenance						
TIP #:						
Job Order Contracting for guardrail and guard cable repair in the urban Southwest District.						
AC-State:		161	State:	39	Local:	0
Anticipated Fed Cat:		2015	S.T.P.			
Future Cost:		0	Estimate Total:	202		



2014-2018 Highway and Bridge Construction Schedule

Construction contingency applied to construction cost in the year the project is awarded.
 Three percent project growth factor compounded annually is applied to right-of-way and construction costs in program years 2, 3, 4, and 5.
 No inflation is applied to the Funding From Other Sources (FFOS) or Payments.
 Engineering includes PE costs, CE costs and R/W incidentals.

		STATE FISCAL YEAR PROJECT BUDGETING					
		7/2013- 7/2014- 7/2015- 7/2016- 7/2017- 7/2018-		6/2014 6/2015 6/2016 6/2017 6/2018		6/2018	
		Prior Prog.	2	2	2	14	0
County: Various	Job Order Contracting for guardrail and guard cable repair in the urban Southwest District.	Engineering:					
Route: Various		R/W:	0	0	0	0	0
Job No.: 8P2245		Construction:	0	0	190	0	0
Length: 0.00	MPO: Y	FFOS:	0	0	0	0	0
Fund Cat: Taking Care Of System	AC-State: 168 State: 40 Local: 0	Payments:	0	0	0	0	0
Sec Cat: Routine Maintenance	Awd Date: 2016 Anticipated Fed Cat: S.T.P.						
TIP #: MO1150	Future Cost: 0 Estimate Total: 210						
County: Various	Safety improvements on various routes in the urban Southwest District.	Engineering:	6	1	1	3	36
Route: Various		R/W:	0	0	0	0	0
Job No.: 8P2383		Construction:	0	0	0	0	55
Length: 0.00	MPO: Y	FFOS:	0	0	0	0	0
Fund Cat: Safety	Fed: 87 State: 9 Local: 0	Payments:	0	0	0	0	0
Sec Cat: Safety	Awd Date: 2017 Anticipated Fed Cat: Safety						
TIP #: MO1201	Future Cost: 0 Estimate Total: 102						
County: Various	Job Order Contracting for guard cable and guardrail repair throughout the urban Southwest District.	Engineering:	0	2	2	2	14
Route: Various		R/W:	0	0	0	0	0
Job No.: 8P3009		Construction:	0	0	0	0	191
Length: 0.00	MPO: Y	FFOS:	0	0	0	0	0
Fund Cat: Taking Care Of System	AC-State: 171 State: 40 Local: 0	Payments:	0	0	0	0	0
Sec Cat: Routine Maintenance	Awd Date: 2017 Anticipated Fed Cat: S.T.P.						
TIP #: MO1150	Future Cost: 0 Estimate Total: 211						
County: Various	Safety improvements at various district wide locations. Open Container funds.	Engineering:	0	0	0	0	0
Route: Various		R/W:	0	0	0	0	0
Job No.: 8P3023		Construction:	0	0	0	1,017	0
Length: 0.00	MPO: Y	FFOS:	0	0	0	959	0
Fund Cat: Safety	Fed: 915 State: 102 Local: 0	Payments:	0	0	0	0	0
Sec Cat: Safety	Awd Date: 2016 Anticipated Fed Cat: Safety						
TIP #: MO1150	Future Cost: 0 Estimate Total: 1,017						
County: Various	Payment to Springfield for installation of traffic sensing equipment at various locations in the Ozarks Transportation Organization area. To be let by Springfield.	Engineering:	0	2	0	0	0
Route: Various		R/W:	0	0	0	0	0
Job No.: 8P3030		Construction:	0	600	0	0	0
Length: 0.00	MPO: Y	FFOS:	0	0	0	0	0
Fund Cat: Major Projects & Emerging Needs	AC-State: 482 State: 120 Local: 0	Payments:	0	0	0	0	0
Sec Cat: Systems Operations	Awd Date: Let by Others Anticipated Fed Cat: S.T.P.						
TIP #: MO1150	Future Cost: 0 Estimate Total: 602						

* Subject to the approval of the Transportation Improvement Plan by the governing Metropolitan Planning Organization.
 Jun-20-2013



2014-2018 Highway and Bridge Construction Schedule

Transportation Planning

P.O. Box 270
Jefferson City, MO 65102

Construction contingency applied to construction cost in the year the project is awarded.

Three percent project growth factor compounded annually is applied to right-of-way and construction costs in program years 2, 3, 4, and 5.

No inflation is applied to the Funding From Other Sources (FFOS) or Payments.

Engineering includes PE costs, CE costs and R/W incidentals.

	STATE FISCAL YEAR PROJECT BUDGETING						
	Prior Prog.	7/2013- 6/2014	7/2014- 6/2015	7/2015- 6/2016	7/2016- 6/2017	7/2017- 6/2018	
County: Various Route: Various Job No.: 8P3035 Length: 0.00 MPO: Y Fund Cat: Taking Care Of System Sec Cat: Thin Lift Overlay TIP #:	0	2	2	24	325	0	Engineering: R/W: Construction: FFOS: Payments:
Pavement improvements on various major routes in the urban Southwest District. AC-State: 5,633 State: 1,407 Local: 0 NHPP Awd Date: 2017 Anticipated Fed Cat: 0 Estimate Total: 7,040 Future Cost:							
County: Various Route: Various Job No.: 9P2264J Length: 0.00 MPO: Y Fund Cat: Safety Sec Cat: Safety TIP #:	3	17	0	0	0	0	Engineering: R/W: Construction: FFOS: Payments:
Improve guardrail on divided highway medians at various bridge locations within the urban Southwest District. \$142,000 from Open Container funds. Fed: 143 State: 16 Local: 0 Safety Awd Date: Winter 14 Anticipated Fed Cat: Safety Future Cost: 162							
County: Various Route: Various Job No.: 9P2264Q Length: 0.00 MPO: Y Fund Cat: Safety Sec Cat: Safety TIP #:	13	9	0	0	0	0	Engineering: R/W: Construction: FFOS: Payments:
Signing and striping improvements at various intersections in the urban Southwest District. \$104,000 Open Container funds. Fed: 102 State: 11 Local: 0 Safety Awd Date: Spring 14 Anticipated Fed Cat: Safety Future Cost: 126							



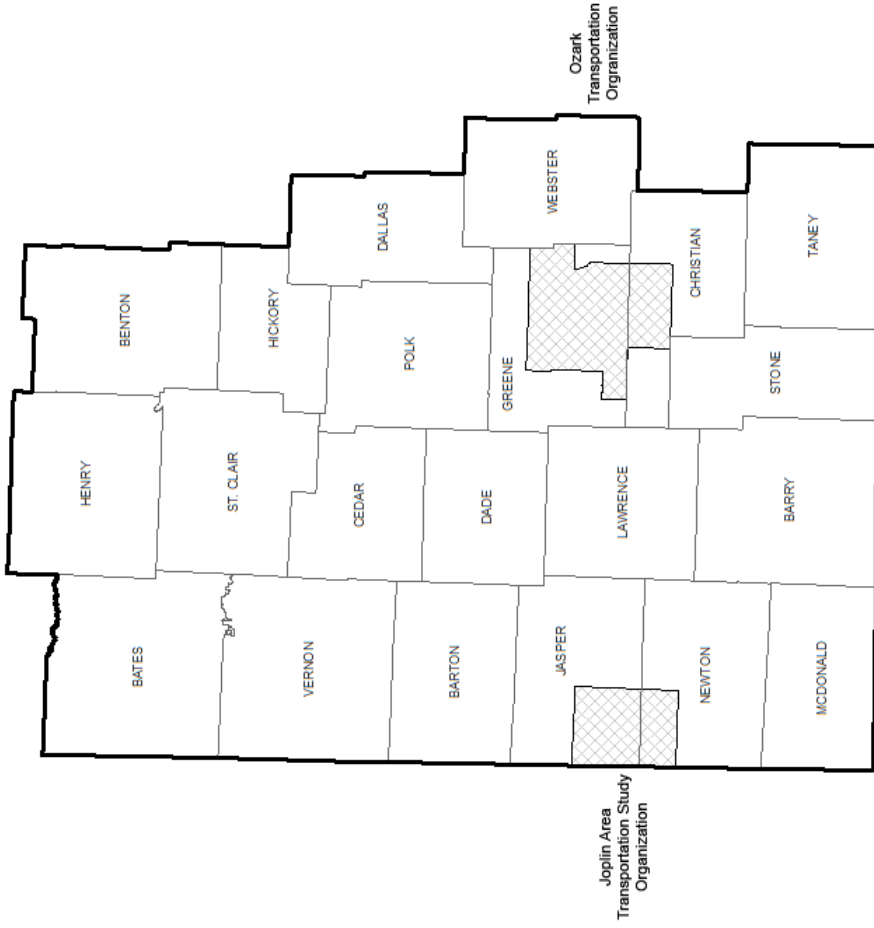
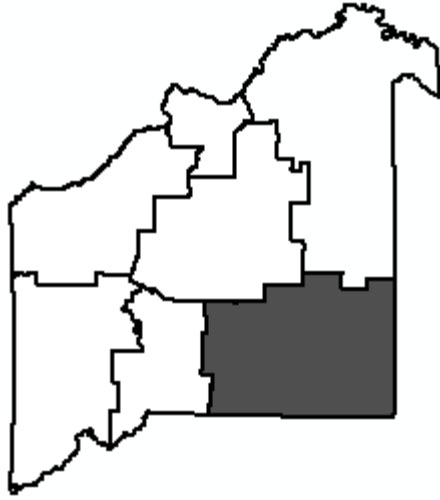
2014-2018 Highway and Bridge Construction Schedule

Construction contingency applied to construction cost in the year the project is awarded.
 Three percent project growth factor compounded annually is applied to right-of-way and construction costs in program years 2, 3, 4, and 5.
 No inflation is applied to the Funding From Other Sources (FFOS) or Payments.
 Engineering includes PE costs, CE costs and R/W incidentals.

STATE FISCAL YEAR PROJECT BUDGETING							
	7/2013- 6/2014	7/2014- 6/2015	7/2015- 6/2016	7/2016- 6/2017	7/2017- 6/2018		
FFOS:	4,532	10,120	25,008	7,655	0	0	0
Total R/W:	5,881	1,886	4,189	0	0	0	0
Total Construction:	0	31,508	42,602	32,503	8,433	4,549	0
Paybacks:	0	0	0	0	0	0	0
Sub-Total:	5,881	33,394	46,791	32,503	8,433	4,549	0
Total Engineering:	4,476	4,296	5,039	2,222	728	313	0
Grand Total:	10,357	37,690	51,830	34,725	9,161	4,862	0
		2014	2015	2016	2017	2018	
State	6,363	6,045	4,432	1,821	972		
AC-State	24,874	38,467	21,047	7,258	3,890		
Local	776	6,989	3,190	0	0		
Sub-total State	32,013	51,501	28,669	9,079	4,862		
Federal							
Sub-total Federal	5,677	329	6,056	82	0		
Grand Total	37,690	51,830	34,725	9,161	4,862		

Project Count: 63

PAYMENT PROJECTS



TMA

MoDOT's Southwest District

Ozarks Transportation Organization

(Note: The following MoDOT projects are located inside the Springfield Metropolitan Planning area boundary.)



2014-2018 Highway and Bridge Construction Schedule

Transportation Planning

P.O. Box 270
Jefferson City, MO 65102

Construction contingency applied to construction cost in the year the project is awarded. Three percent project growth factor compounded annually is applied to right-of-way and construction costs in program years 2, 3, 4, and 5. No inflation is applied to the Funding From Other Sources (FFOS) or Payments. Engineering includes PE costs, CE costs and R/W incidentals.

		STATE FISCAL YEAR PROJECT BUDGETING					
		Prior Prog.	7/2013-6/2014	7/2014-6/2015	7/2015-6/2016	7/2016-6/2017	7/2017-6/2018
County:	Various	Engineering:	0	0	0	0	0
Route:	Various	R/W:	7	0	0	0	0
Job No.:	5B0800X	Construction:	0	0	0	0	0
Length:	0.00	FFOS:	7	0	0	0	0
Fund Cat:	Taking Care Of System	Payments:	866	284	284	284	284
Sec Cat:	Rehab And Reconst						
TIP #:	MO1105						
Payback beginning in SFY 2008 for Safe and Sound bridges in urban Southwest District. Formerly District 8 SAS payments. Funding for right of way in 2009 from contractor.							
Fed:	0	Estimate Total:	2,293				
Anticipated Fed Cat:	State						
Future Cost:	2,001 - 5,000						
Awd Date:	N/A						
MPO:	Y						
On-call work zone enforcement in the urban Southwest District.							
County:	Various	Engineering:	5	2	0	0	0
Route:	Various	R/W:	0	0	0	0	0
Job No.:	8P2210	Construction:	0	0	0	0	0
Length:	0.00	FFOS:	0	0	0	0	0
Fund Cat:	Safety	Payments:	0	50	0	0	0
Sec Cat:	Safety						
TIP #:	MO1401						
Fed:	0	Estimate Total:	57				
Anticipated Fed Cat:	State						
Future Cost:	0						
Awd Date:	N/A						
MPO:	Y						
On-call work zone enforcement in the urban Southwest District.							
County:	Various	Engineering:	0	2	2	0	0
Route:	Various	R/W:	0	0	0	0	0
Job No.:	8P2279	Construction:	0	0	0	0	0
Length:	0.00	FFOS:	0	0	0	0	0
Fund Cat:	Safety	Payments:	0	0	50	0	0
Sec Cat:	Safety						
TIP #:	MO1501						
Fed:	0	Estimate Total:	54				
Anticipated Fed Cat:	State						
Future Cost:	0						
Awd Date:	N/A						
MPO:	Y						
On-call work zone enforcement in the urban Southwest District.							
County:	Various	Engineering:	0	0	0	1	0
Route:	Various	R/W:	0	0	0	0	0
Job No.:	8P2377	Construction:	0	0	0	0	0
Length:	0.00	FFOS:	0	0	0	0	0
Fund Cat:	Safety	Payments:	0	0	50	0	0
Sec Cat:	Safety						
TIP #:	MO1501						
Fed:	0	Estimate Total:	51				
Anticipated Fed Cat:	State						
Future Cost:	0						
Awd Date:	N/A						
MPO:	Y						
Operations and management of Ozarks Traffic Intelligent Transportation System in the urban Southwest District.							
County:	Various	Engineering:	0	0	0	0	0
Route:	Various	R/W:	0	0	0	0	0
Job No.:	8Q2212	Construction:	0	0	0	0	0
Length:	0.00	FFOS:	0	0	0	50	0
Fund Cat:	Major Projects & Emerging Needs	Payments:	0	0	0	0	0
Sec Cat:	Systems Operations						
TIP #:	MO1403						
Fed:	0	Estimate Total:	673				
Anticipated Fed Cat:	S.T.P.						
Future Cost:	0						
Awd Date:	N/A						



2014-2018 Highway and Bridge Construction Schedule

Construction contingency applied to construction cost in the year the project is awarded.
 Three percent project growth factor compounded annually is applied to right-of-way and construction costs in program years 2, 3, 4, and 5.
 No inflation is applied to the Funding From Other Sources (FFOS) or Payments.
 Engineering includes PE costs, CE costs and R/W incidentals.

		STATE FISCAL YEAR PROJECT BUDGETING									
		7/2013- 6/2014		7/2014- 6/2015		7/2015- 6/2016		7/2016- 6/2017		7/2017- 6/2018	
		Prior Prog.									
County: Various	Operations and management of Ozarks Traffic Intelligent Transportation System in the urban Southwest District.	0	0	0	0	0	0	0	0	0	0
Route: Various											
Job No.: 8Q2248											
Length: 0.00	MPO: Y										
Fund Cat: Major Projects & Emerging Needs	AC-State: 538 State: 135 Local: 0										
Sec Cat: Systems Operations	Awd Date: N/A Anticipated Fed Cat: S.T.P.										
TIP #: MO1503	Future Cost: 0 Estimate Total: 673			0	673	0	0	0	0	0	0
Engineering:											
R/W:											
Construction:											
FFOS:											
Payments:											
County: Various	Operations and management of Ozarks Traffic Intelligent Transportation System in the urban Southwest District.	0	0	0	0	0	0	0	0	0	0
Route: Various											
Job No.: 8Q3000											
Length: 0.00	MPO: Y										
Fund Cat: Major Projects & Emerging Needs	AC-State: 538 State: 135 Local: 0										
Sec Cat: Systems Operations	Awd Date: N/A Anticipated Fed Cat: S.T.P.										
TIP #: MO1603	Future Cost: 0 Estimate Total: 673			0	673	0	0	0	0	0	0
Engineering:											
R/W:											
Construction:											
FFOS:											
Payments:											
County: Various	Operations and management of Ozarks Traffic Intelligent Transportation System in the urban Southwest District.	0	0	0	0	0	0	0	0	0	0
Route: Various											
Job No.: 8Q3001											
Length: 0.00	MPO: Y										
Fund Cat: Major Projects & Emerging Needs	AC-State: 538 State: 135 Local: 0										
Sec Cat: Systems Operations	Awd Date: N/A Anticipated Fed Cat: S.T.P.										
TIP #: MO1603	Future Cost: 0 Estimate Total: 673			0	673	0	0	0	0	0	0
Engineering:											
R/W:											
Construction:											
FFOS:											
Payments:											



2014-2018 Highway and Bridge Construction Schedule

Transportation Planning

P.O. Box 270
Jefferson City, MO 65102

Construction contingency applied to construction cost in the year the project is awarded.
 Three percent project growth factor compounded annually is applied to right-of-way and construction costs in program years 2, 3, 4, and 5.
 No inflation is applied to the Funding From Other Sources (FFOS) or Payments.
 Engineering includes PE costs, CE costs and R/W incidentals.

STATE FISCAL YEAR PROJECT BUDGETING							
Prior	7/2013- 6/2014	7/2014- 6/2015	7/2015- 6/2016	7/2016- 6/2017	7/2017- 6/2018		
FFOS:	7	0	0	0	0	0	0
Total R/W:	7	0	0	0	0	0	0
Total Construction:	0	0	0	0	0	0	0
Paybacks:	866	1,007	1,007	1,007	957	284	284
Sub-Total:	873	1,007	1,007	1,007	957	284	284
Total Engineering:	5	4	2	1	0	0	0
Grand Total:	878	1,011	1,009	1,008	957	284	284
	2014	2015	2016	2017	2018		
State	473	471	470	419	284		
AC-State	538	538	538	538	0		
Local	0	0	0	0	0		
Sub-total State	1,011	1,009	1,008	957	284		
Federal							
Sub-total Federal	0	0	0	0	0		
Grand Total	1,011	1,009	1,008	957	284		

Project Count: 8



2014-2018 Highway and Bridge Construction Schedule

Construction contingency applied to construction cost in the year the project is awarded.
 Three percent inflation compounded annually is applied to right-of-way and construction costs in program years 2, 3, 4, and 5.
 No inflation is applied to the Funding From Other Sources (FFOS) or Payments.
 Engineering includes PE costs, CE costs and R/W incidentals.

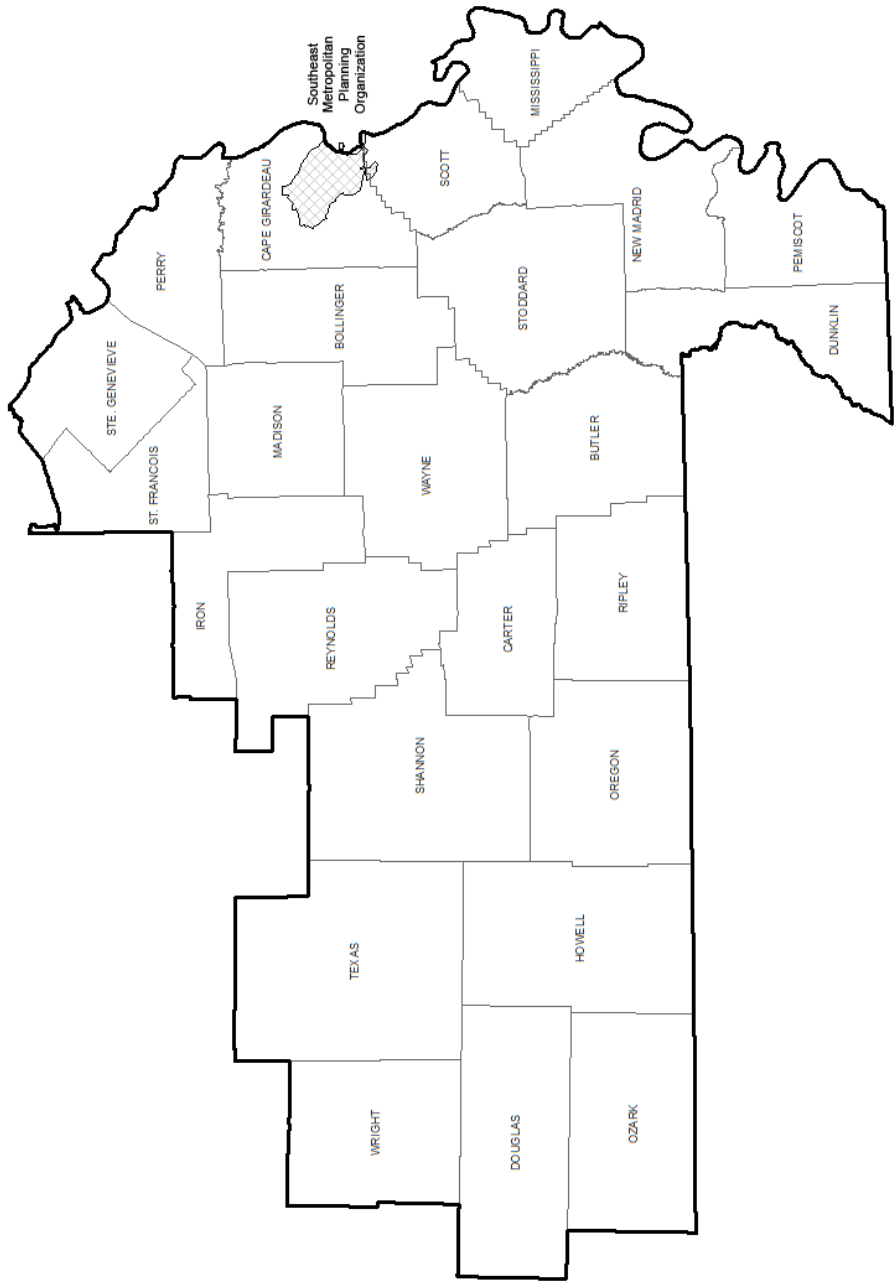
STATE FISCAL YEAR PROJECT BUDGETING							
Prior Prog.	7/2013-6/2014	7/2014-6/2015	7/2015-6/2016	7/2016-6/2017	7/2017-6/2018		
FFOS:	4,539	25,008	7,655	0	0		
Total R/W:	5,888	4,189	0	0	0		
Total Construction:	0	31,508	42,602	32,503	8,433	4,549	
Paybacks:	866	1,007	1,007	1,007	957	284	
Sub-Total:	6,754	34,401	47,798	33,510	9,390	4,833	
Total Engineering:	4,255	4,300	5,041	2,223	728	313	
Grand Total:	11,009	38,701	52,839	35,733	10,118	5,146	

Project Count: 71

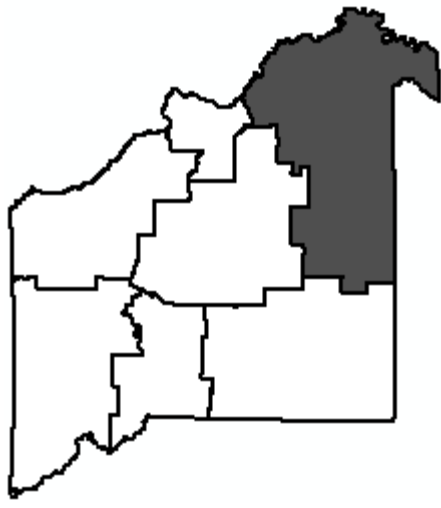
	2014	2015	2016	2017	2018
State	6,836	6,516	4,902	2,240	1,256
AC-State	25,412	39,005	21,585	7,796	3,890
Local	776	6,989	3,190	0	0
Sub-total State	33,024	52,510	29,677	10,036	5,146

Federal	2014	2015	2016	2017	2018
Sub-total Federal	5,677	329	6,056	82	0
Grand Total	38,701	52,839	35,733	10,118	5,146

* Subject to the approval of the Transportation Improvement Plan by the governing Metropolitan Planning Organization.



Southeast
Metropolitan
Planning
Organization



MoDOT's Southeast District



2014-2018 Highway and Bridge Construction Schedule

Transportation Planning

P.O. Box 270
Jefferson City, MO 65102

Construction contingency applied to construction cost in the year the project is awarded. Three percent project growth factor compounded annually is applied to right-of-way and construction costs in program years 2, 3, 4, and 5. No inflation is applied to the Funding From Other Sources (FFOS) or Payments. Engineering includes PE costs, CE costs and R/W incidentals.

	STATE FISCAL YEAR PROJECT BUDGETING					
	Prior Prog.	7/2013-6/2014	7/2014-6/2015	7/2015-6/2016	7/2016-6/2017	7/2017-6/2018
County: Bollinger Route: MO 34 Job No.: 0P2196 Length: 16.84 Fund Cat: Taking Care Of System MPO: Y Sec Cat: Rehab And Reconst Awd Date: Winter 14 Future Cost: 0 Estimate Total: 10,735	958	397	0	0	0	0
Engineering:						
R/W:	1,843	0	0	0	0	0
Construction:	0	7,537	0	0	0	0
FFOS:	0	0	0	0	0	0
Payments:	0	0	0	0	0	0
TIP #:						
County: Bollinger Route: MO 34 Job No.: 0P2295 Length: 23.08 Fund Cat: Taking Care Of System MPO: N Sec Cat: Thin Lift Overlay Awd Date: Fall 14 Future Cost: 0 Estimate Total: 7,232	111	1	379	0	0	0
Engineering:						
R/W:	0	0	0	0	0	0
Construction:	0	0	6,741	0	0	0
FFOS:	0	0	30	0	0	0
Payments:	0	0	0	0	0	0
TIP #:						
County: Bollinger Route: MO 51 Job No.: 9P3006 Length: 0.30 Fund Cat: Taking Care Of System MPO: N Sec Cat: Rehab And Reconst Awd Date: Fall 14 Future Cost: 0 Estimate Total: 1,509	41	41	118	0	0	0
Engineering:						
R/W:	0	0	157	0	0	0
Construction:	0	0	1,152	0	0	0
FFOS:	0	0	0	0	0	0
Payments:	0	0	0	0	0	0
TIP #:						
County: Bollinger Route: MO 51 Job No.: 9P3043 Length: 0.20 Fund Cat: Taking Care Of System MPO: N Sec Cat: Rehab And Reconst Awd Date: 2017 Future Cost: 0 Estimate Total: 316	0	5	5	18	23	0
Engineering:						
R/W:	0	0	0	2	0	0
Construction:	0	0	0	0	263	0
FFOS:	0	0	0	0	0	0
Payments:	0	0	0	0	0	0
TIP #:						
County: Bollinger Route: MO 51 Job No.: 9S3042 Length: 0.20 Fund Cat: Taking Care Of System MPO: N Sec Cat: Rehab And Reconst Awd Date: 2017 Future Cost: 0 Estimate Total: 480	0	5	10	23	37	0
Engineering:						
R/W:	0	0	0	2	0	0
Construction:	0	0	0	0	403	0
FFOS:	0	0	0	0	0	0
Payments:	0	0	0	0	0	0
TIP #:						



2014-2018 Highway and Bridge Construction Schedule

Construction contingency applied to construction cost in the year the project is awarded.
 Three percent project growth factor compounded annually is applied to right-of-way and construction costs in program years 2, 3, 4, and 5.
 No inflation is applied to the Funding From Other Sources (FFOS) or Payments.
 Engineering includes PE costs, CE costs and R/W incidentals.

		STATE FISCAL YEAR PROJECT BUDGETING					
		7/2013- 6/2014	7/2014- 6/2015	7/2015- 6/2016	7/2016- 6/2017	7/2017- 6/2018	
		Prior Prog.					
County: Butler	Bridge improvements 3.1 miles west of Rte. 67 (Hart Ditch). Project involves bridge S0235.	5	20	31	0	0	0
Route: MO 142							
Job No.: 9S3007		0	0	3	0	0	0
Length: 0.20	MPO: N						
Fund Cat: Taking Care Of System	Fed: 353 State: 88 Local: 0						
Sec Cat: Rehab And Reconst	Awd Date: Fall 14 Anticipated Fed Cat: NHPP						
TIP #:	Future Cost: 0 Estimate Total: 446						
County: Butler	Bridge improvements 0.7 mile west of Rte. BB (drainage ditch). Project involves bridge T0168.	2	18	32	0	0	0
Route: MO 158							
Job No.: 9S3008		0	0	3	0	0	0
Length: 0.20	MPO: N						
Fund Cat: Taking Care Of System	Fed: 331 State: 85 Local: 0						
Sec Cat: Rehab And Reconst	Awd Date: Fall 14 Anticipated Fed Cat: NHPP						
TIP #:	Future Cost: 0 Estimate Total: 418						
County: Butler	Pavement improvements from Rte. 53 to Arkansas State line.	0	1	48	0	0	0
Route: MO 51							
Job No.: 9S3014H		0	0	0	0	0	0
Length: 7.35	MPO: N						
Fund Cat: Taking Care Of System	AC-State: 550 State: 136 Local: 0						
Sec Cat: Thin Lift Overlay	Awd Date: 2015 Anticipated Fed Cat: NHPP						
TIP #:	Future Cost: 0 Estimate Total: 686						
County: Butler	Pavement improvements from Rte. B to Rte. 53.	0	1	72	0	0	0
Route: MO 51							
Job No.: 9S3014I		0	0	0	0	0	0
Length: 12.27	MPO: N						
Fund Cat: Taking Care Of System	AC-State: 816 State: 204 Local: 0						
Sec Cat: Thin Lift Overlay	Awd Date: 2015 Anticipated Fed Cat: S.T.P.						
TIP #:	Future Cost: 0 Estimate Total: 1,020						
County: Butler	Intersection improvements at Oak Grove Road and Bus. 67 in Poplar Bluff. Cost Participation project with Poplar Bluff.	56	62	0	0	0	0
Route: BU 60							
Job No.: 0P2274		0	0	0	0	0	0
Length: 0.20	MPO: N						
Fund Cat: Major Projects & Emerging Needs	AC-State: 74 State: 12 Local: 800						
Sec Cat: System Expansion	Awd Date: Summer 13 Anticipated Fed Cat: S.T.P.						
TIP #:	Future Cost: 0 Estimate Total: 942						

* Subject to the approval of the Transportation Improvement Plan by the governing Metropolitan Planning Organization.
 Jun-17-2013 Section 4 - 2 District Southeast



2014-2018 Highway and Bridge Construction Schedule

Transportation Planning

P.O. Box 270
Jefferson City, MO 65102

Construction contingency applied to construction cost in the year the project is awarded. Three percent project growth factor compounded annually is applied to right-of-way and construction costs in program years 2, 3, 4, and 5. No inflation is applied to the Funding From Other Sources (FFOS) or Payments. Engineering includes PE costs, CE costs and R/W incidentals.

	STATE FISCAL YEAR PROJECT BUDGETING					
	Prior Prog.	7/2013-6/2014	7/2014-6/2015	7/2015-6/2016	7/2016-6/2017	7/2017-6/2018
County: Butler Route: US 60 Job No.: 9P3083 Length: 0.10 MPO: N Fund Cat: Safety Sec Cat: Safety TIP #:	0	17	48	0	0	0
Improve intersection at Township Line Road and Rte. 60 near Poplar Bluff. Fed: 463 State: 52 Local: 0 Awd Date: 2015 Anticipated Fed Cat: Safety Future Cost: 0 Estimate Total: 515						
Engineering: R/W: Construction: FFOS: Payments:						
County: Butler Route: US 67 Job No.: 9P3003 Length: 0.82 MPO: N Fund Cat: Taking Care Of System Sec Cat: Thin Lift Overlay TIP #:	25	25	222	0	0	0
Pavement improvements from 0.5 mile south of Rte. 60 East in Polar Bluff to 6.5 miles north of Rte. 60 East. AC-State: 2,744 State: 685 Local: 0 Awd Date: 2015 Anticipated Fed Cat: NHPP Future Cost: 0 Estimate Total: 3,454						
Engineering: R/W: Construction: FFOS: Payments:						
County: Butler Route: RT PP Job No.: 0S0919 Length: 0.10 MPO: N Fund Cat: Taking Care Of System Sec Cat: Rehab And Reconst TIP #:	214	51	52	0	0	0
Intersection improvements 1.5 miles west of Poplar Bluff at County Road 441 (Township Line Road). AC-State: 1,014 State: 253 Local: 0 Awd Date: 2015 Anticipated Fed Cat: S.T.P. Future Cost: 0 Estimate Total: 1,481						
Engineering: R/W: Construction: FFOS: Payments:						
County: Butler Route: RT PP Job No.: 0S2294 Length: 0.02 MPO: N Fund Cat: Taking Care Of System Sec Cat: Rehab And Reconst TIP #:	133	1	114	0	0	0
Bridge improvements over Pike Creek in Poplar Bluff. Project involves bridge A4604. Fed: 1,450 State: 362 Local: 0 Awd Date: Fall 14 Anticipated Fed Cat: NHPP Future Cost: 0 Estimate Total: 1,945						
Engineering: R/W: Construction: FFOS: Payments:						
County: Butler Route: RT PP Job No.: 9S3066 Length: 1.75 MPO: N Fund Cat: Taking Care Of System Sec Cat: Thin Lift Overlay TIP #:	0	1	41	0	0	0
Pavement improvements from end of two lane section to bridge over Pike Creek in Poplar Bluff. AC-State: 450 State: 112 Local: 0 Awd Date: 2015 Anticipated Fed Cat: S.T.P. Future Cost: 0 Estimate Total: 562						
Engineering: R/W: Construction: FFOS: Payments:						



2014-2018 Highway and Bridge Construction Schedule

Construction contingency applied to construction cost in the year the project is awarded.
Three percent project growth factor compounded annually is applied to right-of-way and construction costs in program years 2, 3, 4, and 5.
No inflation is applied to the Funding From Other Sources (FFOS) or Payments.
Engineering includes PE costs, CE costs and R/W incidentals.

	STATE FISCAL YEAR PROJECT BUDGETING					
	Prior Prog.	7/2013-6/2014	7/2014-6/2015	7/2015-6/2016	7/2016-6/2017	7/2017-6/2018
County: Butler Route: RT WW Job No.: 9S3062 Length: 0.97 MPO: N Fund Cat: Taking Care Of System Sec Cat: Thin Lift Overlay TIP #:	0	1	26	0	0	0
Pavement improvements from Union Pacific Railroad bridge to Rte. 53 in Poplar Bluff. Awd Date: 2015 Anticipated Fed Cat: S.T.P. AC-State: 276 State: 69 Local: 0 Future Cost: 0 Estimate Total: 345						
Engineering: R/W: Construction: FFOS: Payments:						
County: Cape Girardeau Route: MO 177 Job No.: 0S2303 Length: 7.40 MPO: Y Fund Cat: Taking Care Of System Sec Cat: Thin Lift Overlay TIP #:	64	1	218	0	0	0
Pavement improvements from Rte. 61 to Rte. J. Awd Date: 2015 Anticipated Fed Cat: S.T.P. AC-State: 2,777 State: 693 Local: 0 Future Cost: 0 Estimate Total: 3,534						
Engineering: R/W: Construction: FFOS: Payments:						
County: Cape Girardeau Route: MO 25 Job No.: 9S3014K Length: 4.25 MPO: Y Fund Cat: Taking Care Of System Sec Cat: Thin Lift Overlay TIP #:	0	1	25	0	0	0
Pavement improvements from Rte. 34 in Jackson to Rte. K. Awd Date: 2015 Anticipated Fed Cat: S.T.P. AC-State: 268 State: 67 Local: 0 Future Cost: 0 Estimate Total: 335						
Engineering: R/W: Construction: FFOS: Payments:						
County: Cape Girardeau Route: US 61 Job No.: 0P2304 Length: 0.99 MPO: Y Fund Cat: Taking Care Of System Sec Cat: Thin Lift Overlay TIP #:	15	48	0	0	0	0
Pavement improvements from Rte. 177 to I-55 near Jackson. Awd Date: Winter 14 Anticipated Fed Cat: S.T.P. AC-State: 584 State: 145 Local: 0 Future Cost: 0 Estimate Total: 744						
Engineering: R/W: Construction: FFOS: Payments:						
County: Cape Girardeau Route: US 61 Job No.: 0S2279 Length: 0.30 MPO: Y Fund Cat: Major Projects & Emerging Needs Sec Cat: System Expansion TIP #:	79	1	83	0	0	0
Geometric improvements and new signalized intersection from 0.6 mile south of Rte. D to 0.1 mile north of Rte. 34/61/25 intersection in Jackson. City of Jackson is providing \$715,000. Awd Date: 2015 Anticipated Fed Cat: S.T.P. AC-State: 737 State: 131 Local: 715 Future Cost: 0 Estimate Total: 1,662						
Engineering: R/W: Construction: FFOS: Payments:						

* Subject to the approval of the Transportation Improvement Plan by the governing Metropolitan Planning Organization.
Jun-17-2013 Section 4 - 4 District Southeast

Dollars in Thousands



2014-2018 Highway and Bridge Construction Schedule

Transportation Planning

P.O. Box 270
Jefferson City, MO 65102

Construction contingency applied to construction cost in the year the project is awarded. Three percent project growth factor compounded annually is applied to right-of-way and construction costs in program years 2, 3, 4, and 5. No inflation is applied to the Funding From Other Sources (FFOS) or Payments. Engineering includes PE costs, CE costs and R/W incidentals.

	STATE FISCAL YEAR PROJECT BUDGETING					
	Prior Prog.	7/2013-6/2014	7/2014-6/2015	7/2015-6/2016	7/2016-6/2017	7/2017-6/2018
County: Cape Girardeau Route: US 61 Job No.: 9S3005 Length: 0.10 MPO: N Fund Cat: Taking Care Of System Sec Cat: Rehab And Reconst TIP #:	37	97	0	0	0	0
Project: Bridge improvements over Hughes Creek. Project involves bridge G0028. Estimate Total: 1,080 Fed: 836 State: 207 Local: 0 Awd Date: Fall 14 Anticipated Fed Cat: NHPP Future Cost: 0	Engineering:	R/W:	Construction:	FFOS:	Payments:	
County: Cape Girardeau Route: US 61 Job No.: 9S3081 Length: 0.20 MPO: Y Fund Cat: Major Projects & Emerging Needs Sec Cat: Regional TIP #:	0	63	0	0	0	0
Project: Widen left turn lane along Rte. 61 from Deerwood Lane to Cane Creek Road in Jackson. \$100,000 from city of Jackson. Estimate Total: 487 AC-State: 374 State: 13 Local: 100 Awd Date: Winter 14 Anticipated Fed Cat: S.T.P. Future Cost: 0	Engineering:	R/W:	Construction:	FFOS:	Payments:	
County: Cape Girardeau Route: MO 77 Job No.: 9P3061 Length: 6.70 MPO: N Fund Cat: Taking Care Of System Sec Cat: Thin Lift Overlay TIP #:	0	6	93	0	0	0
Project: Pavement improvements from Rte. 25 north of Chaffee to County Road 434. Estimate Total: 1,396 AC-State: 1,118 State: 278 Local: 0 Awd Date: 2015 Anticipated Fed Cat: S.T.P. Future Cost: 0	Engineering:	R/W:	Construction:	FFOS:	Payments:	
County: Cape Girardeau Route: RT 00 Job No.: 9S3006 Length: 0.10 MPO: N Fund Cat: Taking Care Of System Sec Cat: Rehab And Reconst TIP #:	17	92	0	0	0	0
Project: Bridge improvement over Dillard Creek. Project involves bridge N0689. Estimate Total: 566 Fed: 440 State: 109 Local: 0 Awd Date: Summer 13 Anticipated Fed Cat: NHPP Future Cost: 0	Engineering:	R/W:	Construction:	FFOS:	Payments:	
County: Cape Girardeau Route: RT W Job No.: 0S2302 Length: 5.43 MPO: Y Fund Cat: Taking Care Of System Sec Cat: Thin Lift Overlay TIP #:	7	1	22	0	0	0
Project: Pavement improvements from Rte. 177 to LaSalle Avenue near Cape Girardeau. Estimate Total: 342 AC-State: 269 State: 66 Local: 0 Awd Date: 2015 Anticipated Fed Cat: S.T.P. Future Cost: 0	Engineering:	R/W:	Construction:	FFOS:	Payments:	



2014-2018 Highway and Bridge Construction Schedule

Construction contingency applied to construction cost in the year the project is awarded.
 Three percent project growth factor compounded annually is applied to right-of-way and construction costs in program years 2, 3, 4, and 5.
 No inflation is applied to the Funding From Other Sources (FFOS) or Payments.
 Engineering includes PE costs, CE costs and R/W incidentals.

		STATE FISCAL YEAR PROJECT BUDGETING					
		7/2013- 6/2014	7/2014- 6/2015	7/2015- 6/2016	7/2016- 6/2017	7/2017- 6/2018	
		Prior Prog.					
County: Cape Girardeau	Bridge improvements over I-55 near Jackson. Project involves bridge A0687.	64	48	0	0	0	
Route: RT Y							
Job No.: 0S2221		0	0	0	0	0	
Length: 0.20	MPO: Y	0	681	0	0	0	
Fund Cat: Taking Care Of System	Fed: 584 State: 145 Local: 0	0	0	0	0	0	
Sec Cat: Rehab And Reconst	Awd Date: Fall 13 Anticipated Fed Cat: NHPP	0	0	0	0	0	
TIP #:	Future Cost: 0 Estimate Total: 793	0	0	0	0	0	
County: Cape Girardeau	Pavement improvements from Rte. 61 near Jackson to Rte. V.	0	1	48	0	0	
Route: RT Y		0	0	0	0	0	
Job No.: 9S3053		0	0	0	0	0	
Length: 7.41	MPO: Y	0	0	619	0	0	
Fund Cat: Taking Care Of System	AC-State: 535 State: 133 Local: 0	0	0	0	0	0	
Sec Cat: Thin Lift Overlay	Awd Date: 2015 Anticipated Fed Cat: S.T.P.	0	0	0	0	0	
TIP #:	Future Cost: 0 Estimate Total: 668	0	0	0	0	0	
County: Carter	Pavement improvements from Rte. 60 to Rte. 160. \$1,997,000 Repeat Offender funds.	10	532	0	0	0	
Route: MO 21		0	0	0	0	0	
Job No.: 9P3019		0	4,979	0	0	0	
Length: 22.35	MPO: N	0	1,997	0	0	0	
Fund Cat: Taking Care Of System	AC-State: 4,409 State: 1,102 Local: 0	0	0	0	0	0	
Sec Cat: Thin Lift Overlay	Awd Date: Summer 13 Anticipated Fed Cat: S.T.P.	0	0	0	0	0	
TIP #:	Future Cost: 0 Estimate Total: 5,521	0	0	0	0	0	
County: Carter	Widen for paved shoulders, flatten curves, and replace bridge from Rte. 60 to County Road M127. Project involves bridge S0242.	0	103	274	0	0	
Route: RT M		0	0	155	0	0	
Job No.: 9S3082		0	0	2,613	0	0	
Length: 3.07	MPO: N	0	0	0	0	0	
Fund Cat: Major Projects & Emerging Needs	Fed: 2,515 State: 630 Local: 0	0	0	0	0	0	
Sec Cat: Regional	Awd Date: 2015 Anticipated Fed Cat: NHPP	0	0	0	0	0	
TIP #:	Future Cost: 0 Estimate Total: 3,145	0	0	0	0	0	
County: Douglas	Pavement improvements west of Rte. 5 in Ava.	2	2	0	0	0	
Route: MO 14		0	0	0	0	0	
Job No.: 8S2460		0	51	0	0	0	
Length: 0.32	MPO: N	0	0	0	0	0	
Fund Cat: Taking Care Of System	AC-State: 43 State: 10 Local: 0	0	0	0	0	0	
Sec Cat: Thin Lift Overlay	Awd Date: Winter 14 Anticipated Fed Cat: S.T.P.	0	0	0	0	0	
TIP #:	Future Cost: 0 Estimate Total: 55	0	0	0	0	0	

* Subject to the approval of the Transportation Improvement Plan by the governing Metropolitan Planning Organization.
 Jun-17-2013 Section 4 - 6 District Southeast



2014-2018 Highway and Bridge Construction Schedule

Transportation Planning

P.O. Box 270
Jefferson City, MO 65102

Construction contingency applied to construction cost in the year the project is awarded. Three percent project growth factor compounded annually is applied to right-of-way and construction costs in program years 2, 3, 4, and 5. No inflation is applied to the Funding From Other Sources (FFOS) or Payments. Engineering includes PE costs, CE costs and R/W incidentals.

	STATE FISCAL YEAR PROJECT BUDGETING						
	Prior Prog.	7/2013-6/2014	7/2014-6/2015	7/2015-6/2016	7/2016-6/2017	7/2017-6/2018	
County: Douglas Route: MO 14 Job No.: 8S2464 Length: 0.62 MPO: N Fund Cat: Taking Care Of System Sec Cat: Rehab And Reconst Awd Date: Winter 14 Anticipated Fed Cat: S.T.P. TIP #: Future Cost: 0 Estimate Total: 1,633	82	101	0	0	0	0	Engineering: R/W: Construction: FFOS: Payments:
Pavement, drainage and pedestrian improvements from 12th Avenue to Washington Avenue in Ava.							
County: Douglas Route: MO 5 Job No.: 8P2454 Length: 25.23 MPO: N Fund Cat: Taking Care Of System Sec Cat: Thin Lift Overlay Awd Date: 2015 Anticipated Fed Cat: S.T.P. TIP #: Future Cost: 0 Estimate Total: 2,149	26	1	124	0	0	0	Engineering: R/W: Construction: FFOS: Payments:
Pavement improvements from south of Rte. A in Douglas County to Rte. 160 in Gainesville.							
County: Dunklin Route: US 412 Job No.: 0P2267 Length: 19.88 MPO: N Fund Cat: Taking Care Of System Sec Cat: Preventive Maint Awd Date: Fall 13 Anticipated Fed Cat: NHPP TIP #: Future Cost: 0 Estimate Total: 1,398	26	89	0	0	0	0	Engineering: R/W: Construction: FFOS: Payments:
Pavement improvements from Rte. A to Rte. AC.							
County: Dunklin Route: US 412 Job No.: 9P3077 Length: 1.42 MPO: N Fund Cat: Major Projects & Emerging Needs Sec Cat: Systems Operations Awd Date: Fall 14 Anticipated Fed Cat: NHPP TIP #: Future Cost: 0 Estimate Total: 8,331	0	357	678	0	0	0	Engineering: R/W: Construction: FFOS: Payments:
Improve intersections from Rte. 84 to Rte. VV in Kennett.							
County: Dunklin Route: MO 53 Job No.: 9P3071 Length: 0.69 MPO: N Fund Cat: Taking Care Of System Sec Cat: Rehab And Reconst Awd Date: 2016 Anticipated Fed Cat: NHPP TIP #: Future Cost: 0 Estimate Total: 7,728	0	80	200	613	0	0	Engineering: R/W: Construction: FFOS: Payments:
Bridge replacements over St. Francis River and Overflow. Project involves bridges G0433 and K0838.							



2014-2018 Highway and Bridge Construction Schedule

Construction contingency applied to construction cost in the year the project is awarded.
 Three percent project growth factor compounded annually is applied to right-of-way and construction costs in program years 2, 3, 4, and 5.
 No inflation is applied to the Funding From Other Sources (FFOS) or Payments.
 Engineering includes PE costs, CE costs and R/W incidentals.

		STATE FISCAL YEAR PROJECT BUDGETING					
		Prior Prog.	7/2013-6/2014	7/2014-6/2015	7/2015-6/2016	7/2016-6/2017	7/2017-6/2018
County: Dunklin	Bridge replacement over Main Ditch. Project involves bridge P0702.	0	5	5	84	0	0
Route: RT HH							
Job No.: 9S3070							
Length: 0.01	MPO: N						
Fund Cat: Taking Care Of System	Fed: 472 State: 117 Local: 0						
Sec Cat: Rehab And Reconst	Awd Date: 2016 Anticipated Fed Cat: NHPP						
TIP #:	Future Cost: 0 Estimate Total: 589						
County: Dunklin	Bridge replacement over Buffalo Ditch. Project involves bridge F0965.	0	10	10	80	0	0
Route: RT P							
Job No.: 9S3068							
Length: 0.01	MPO: N						
Fund Cat: Taking Care Of System	Fed: 504 State: 127 Local: 0						
Sec Cat: Rehab And Reconst	Awd Date: 2016 Anticipated Fed Cat: NHPP						
TIP #:	Future Cost: 0 Estimate Total: 631						
County: Dunklin	Bridge replacements over Sand Slough Ditch, Drainage Ditch No. 8 and Belfountain Ditch. Project involves bridges N0603, N0604 and N0605.	0	20	60	214	0	0
Route: RT TT							
Job No.: 9S3059							
Length: 0.07	MPO: N						
Fund Cat: Taking Care Of System	Fed: 1,501 State: 375 Local: 0						
Sec Cat: Rehab And Reconst	Awd Date: 2016 Anticipated Fed Cat: NHPP						
TIP #:	Future Cost: 0 Estimate Total: 1,876						
County: Howell	Pavement improvements from Rte. 160 to Arkansas State line.	0	80	0	0	0	0
Route: MO 101							
Job No.: 9P2245D							
Length: 11.63	MPO: N						
Fund Cat: Taking Care Of System	AC-State: 884 State: 221 Local: 0						
Sec Cat: Thin Lift Overlay	Awd Date: Fall 13 Anticipated Fed Cat: S.T.P.						
TIP #:	Future Cost: 0 Estimate Total: 1,105						
County: Howell	Pavement improvements from Rte. KK to Rte. 63.	0	63	0	0	0	0
Route: RT K							
Job No.: 9P2245E							
Length: 10.51	MPO: N						
Fund Cat: Taking Care Of System	AC-State: 695 State: 174 Local: 0						
Sec Cat: Thin Lift Overlay	Awd Date: Fall 13 Anticipated Fed Cat: S.T.P.						
TIP #:	Future Cost: 0 Estimate Total: 869						

* Subject to the approval of the Transportation Improvement Plan by the governing Metropolitan Planning Organization.
 Jun-17-2013 Section 4 - 8 District Southeast



2014-2018 Highway and Bridge Construction Schedule

Transportation Planning

P.O. Box 270
Jefferson City, MO 65102

Construction contingency applied to construction cost in the year the project is awarded. Three percent project growth factor compounded annually is applied to right-of-way and construction costs in program years 2, 3, 4, and 5. No inflation is applied to the Funding From Other Sources (FFOS) or Payments. Engineering includes PE costs, CE costs and R/W incidentals.

	STATE FISCAL YEAR PROJECT BUDGETING						
	Prior Prog.	7/2013-6/2014	7/2014-6/2015	7/2015-6/2016	7/2016-6/2017	7/2017-6/2018	
County: Iron Route: MO 72 Job No.: 9P3058 Length: 0.20 MPO: N Fund Cat: Taking Care Of System Sec Cat: Rehab And Reconst Awd Date: 2018 Anticipated Fed Cat: NHPP TIP #:	0	5	5	50	53	128	Engineering: R/W: Construction: FFOS: Payments:
Bridge replacement over Stouts Creek. Project involves bridge H0393. Fed: 1,251 State: 312 Local: 0 Estimate Total: 1,563 Future Cost: 0							
County: Madison Route: RT A Job No.: 9S3050 Length: 9.73 MPO: N Fund Cat: Taking Care Of System Sec Cat: Thin Lift Overlay Awd Date: 2016 Anticipated Fed Cat: S.T.P. TIP #:	0	1	1	50	0	0	Engineering: R/W: Construction: FFOS: Payments:
Pavement improvements from Rte. 67 to Rte. M. AC-State: 577 State: 144 Local: 0 Estimate Total: 721 Future Cost: 0							
County: Mississippi Route: IS 57 Job No.: 9I3005 Length: 3.21 MPO: N Fund Cat: Taking Care Of System Sec Cat: Thin Lift Overlay Awd Date: 2015 Anticipated Fed Cat: NHPP TIP #:	20	1	101	0	0	0	Engineering: R/W: Construction: FFOS: Payments:
Pavement improvements from 4 miles south of Rte. 105 to 2.5 miles north of Rte. 105. AC-State: 1,288 State: 321 Local: 0 Estimate Total: 1,629 Future Cost: 0							
County: Mississippi Route: IS 57 Job No.: 9I3021 Length: 0.27 MPO: N Fund Cat: Statewide Interstate And Major Bridge Sec Cat: Rehab And Reconst Awd Date: Let by Others Anticipated Fed Cat: NHPP TIP #:	0	0	0	17	0	0	Engineering: R/W: Construction: FFOS: Payments:
Payment to IDOT for expansion joint repairs for Mississippi River bridge. Project involves bridge A2000. Fed: 226 State: 56 Local: 0 Estimate Total: 282 Future Cost: 0							
County: Mississippi Route: RT C Job No.: 9S3004 Length: 0.20 MPO: N Fund Cat: Taking Care Of System Sec Cat: Rehab And Reconst Awd Date: Fall 14 Anticipated Fed Cat: NHPP TIP #:	10	30	36	0	0	0	Engineering: R/W: Construction: FFOS: Payments:
Bridge improvements 0.3 mile west of Rte. 105 (Lateral Ditch #4). Project involves bridge X0057. Fed: 475 State: 119 Local: 0 Estimate Total: 604 Future Cost: 0							



2014-2018 Highway and Bridge Construction Schedule

Construction contingency applied to construction cost in the year the project is awarded.
Three percent project growth factor compounded annually is applied to right-of-way and construction costs in program years 2, 3, 4, and 5.
No inflation is applied to the Funding From Other Sources (FFOS) or Payments.
Engineering includes PE costs, CE costs and R/W incidentals.

		STATE FISCAL YEAR PROJECT BUDGETING					
		7/2013- 6/2014	7/2014- 6/2015	7/2015- 6/2016	7/2016- 6/2017	7/2017- 6/2018	Prior Prog.
County: New Madrid	Pavement improvements from I-55 to County Road 434.	0	3	51	0	0	0
Route: MO 162							
Job No.: 9S3014G							
Length: 7.61	MPO: N						
Fund Cat: Taking Care Of System	AC-State: 608 State: 152 Local: 0						
Sec Cat: Thin Lift Overlay	Awd Date: Fall 14 Anticipated Fed Cat: S.T.P.						
TIP #:	Future Cost: 0 Estimate Total: 760						
County: New Madrid	Intersection improvements along Rte. 60 at Rte. E and Rte. FF.	0	1	35	95	0	0
Route: US 60							
Job No.: 9P3046							
Length: 0.40	MPO: N						
Fund Cat: Safety	Fed: 950 State: 107 Local: 0						
Sec Cat: Safety	Awd Date: 2016 Anticipated Fed Cat: Safety						
TIP #:	Future Cost: 0 Estimate Total: 1,057						
County: New Madrid	Bridge replacement over Drainage Ditch No. 258. Project involves bridge N0649.	0	5	25	38	66	0
Route: RT B							
Job No.: 9S3033							
Length: 0.20	MPO: N						
Fund Cat: Taking Care Of System	Fed: 685 State: 171 Local: 0						
Sec Cat: Rehab And Reconst	Awd Date: 2017 Anticipated Fed Cat: NHPP						
TIP #:	Future Cost: 0 Estimate Total: 856						
County: New Madrid	Pavement improvements from beginning of state maintenance to Rte. 61 near Matthews.	0	40	0	0	0	0
Route: RT H							
Job No.: 9S3031							
Length: 6.72	MPO: N						
Fund Cat: Taking Care Of System	AC-State: 442 State: 110 Local: 0						
Sec Cat: Thin Lift Overlay	Awd Date: Winter 14 Anticipated Fed Cat: S.T.P.						
TIP #:	Future Cost: 0 Estimate Total: 552						
County: New Madrid	Bridge replacement over Main Drainage Ditch No. 5. Project involves bridge X0411.	0	1	10	20	103	0
Route: RT P							
Job No.: 9S3067							
Length: 0.03	MPO: N						
Fund Cat: Taking Care Of System	Fed: 692 State: 172 Local: 0						
Sec Cat: Rehab And Reconst	Awd Date: 2017 Anticipated Fed Cat: NHPP						
TIP #:	Future Cost: 0 Estimate Total: 864						

* Subject to the approval of the Transportation Improvement Plan by the governing Metropolitan Planning Organization.
Jun-17-2013 Section 4 - 10 District Southeast



2014-2018 Highway and Bridge Construction Schedule

Transportation Planning

P.O. Box 270
Jefferson City, MO 65102

Construction contingency applied to construction cost in the year the project is awarded. Three percent project growth factor compounded annually is applied to right-of-way and construction costs in program years 2, 3, 4, and 5. No inflation is applied to the Funding From Other Sources (FFOS) or Payments. Engineering includes PE costs, CE costs and R/W incidentals.

	STATE FISCAL YEAR PROJECT BUDGETING						
	Prior Prog.	7/2013-6/2014	7/2014-6/2015	7/2015-6/2016	7/2016-6/2017	7/2017-6/2018	
County: New Madrid Route: RT T Job No.: 9S3030 Length: 8.61 MPO: N Fund Cat: Taking Care Of System Sec Cat: Thin Lift Overlay TIP #:	0	4	61	0	0	0	0
Project Description: Pavement improvements from Rte. 61 to the end of state maintenance. AC-State: 738 State: 185 Local: 0 Anticipated Fed Cat: S.T.P. Future Cost: 0 Estimate Total: 923	Engineering:	R/W:	Construction:	FFOS:	Payments:		
County: New Madrid Route: RT U Job No.: 9S3034 Length: 0.20 MPO: N Fund Cat: Taking Care Of System Sec Cat: Rehab And Reconst TIP #:	0	5	15	18	38	0	0
Project Description: Bridge replacement over Dry Run Ditch. Project involves bridge N0771. Fed: 384 State: 97 Local: 0 Anticipated Fed Cat: NHPP Future Cost: 0 Estimate Total: 481	Engineering:	R/W:	Construction:	FFOS:	Payments:		
County: New Madrid Route: RT W Job No.: 9S3060 Length: 0.20 MPO: N Fund Cat: Taking Care Of System Sec Cat: Rehab And Reconst TIP #:	0	5	20	23	47	0	0
Project Description: Bridge replacement over Ash Slough Ditch. Project involves bridge A0159. Fed: 484 State: 121 Local: 0 Anticipated Fed Cat: NHPP Future Cost: 0 Estimate Total: 605	Engineering:	R/W:	Construction:	FFOS:	Payments:		
County: New Madrid Route: RT WW Job No.: 9S3020 Length: 12.92 MPO: N Fund Cat: Taking Care Of System Sec Cat: Low Type Resurfacing TIP #:	5	187	0	0	0	0	0
Project Description: Pavement improvements from Rte. U to end of state maintenance. \$1,627,000 FHWA emergency repair funds. AC-State: 1,452 State: 362 Local: 0 Anticipated Fed Cat: S.T.P. Future Cost: 0 Estimate Total: 1,819	Engineering:	R/W:	Construction:	FFOS:	Payments:		
County: Oregon Route: RT P Job No.: 9S3014C Length: 12.53 MPO: N Fund Cat: Taking Care Of System Sec Cat: Thin Lift Overlay TIP #:	0	1	67	0	0	0	0
Project Description: Pavement improvements from Rte. M to Rte. 160. AC-State: 753 State: 189 Local: 0 Anticipated Fed Cat: S.T.P. Future Cost: 0 Estimate Total: 942	Engineering:	R/W:	Construction:	FFOS:	Payments:		



2014-2018 Highway and Bridge Construction Schedule

Construction contingency applied to construction cost in the year the project is awarded.
 Three percent project growth factor compounded annually is applied to right-of-way and construction costs in program years 2, 3, 4, and 5.
 No inflation is applied to the Funding From Other Sources (FFOS) or Payments.
 Engineering includes PE costs, CE costs and R/W incidentals.

		STATE FISCAL YEAR PROJECT BUDGETING									
		7/2013- 6/2014		7/2014- 6/2015		7/2015- 6/2016		7/2016- 6/2017		7/2017- 6/2018	
		Prior Prog.	0	50	100	404	0	0	0	0	0
County: Ozark	Bridge improvements over Bull Shoals Lake near Theodosia. Project involves bridge K0817.	Engineering:									
Route: US 160		R/W:									
Job No.: 9P3024		Construction:									
Length: 0.50	MPO: N	FFOS:									
Fund Cat: Taking Care Of System	Fed: 4,772 State: 1,193 Local: 0	Payments:									
Sec Cat: Rehab And Reconst	Awd Date: 2016 Anticipated Fed Cat: NHPP										
TIP #:	Future Cost: 0 Estimate Total: 5,965										
County: Ozark	Bridge improvement over Pond Fork south of Rte. D. Project involves bridge S0476.	Engineering:	128	77	0	0	0	0	0	0	0
Route: MO 95		R/W:	0	0	0	0	0	0	0	0	0
Job No.: 8S2171		Construction:	0	948	0	0	0	0	0	0	0
Length: 0.20	MPO: N	FFOS:	0	0	0	0	0	0	0	0	0
Fund Cat: Taking Care Of System	Fed: 820 State: 205 Local: 0	Payments:	0	0	0	0	0	0	0	0	0
Sec Cat: Rehab And Reconst	Awd Date: Fall 13 Anticipated Fed Cat: NHPP										
TIP #:	Future Cost: 0 Estimate Total: 1,153										
County: Ozark	Bridge replacement over North Fork River. Project involves bridge N0670.	Engineering:	0	1	1	40	40	146			
Route: RT PP		R/W:	0	0	0	0	0	0			
Job No.: 9S3075		Construction:	0	0	0	0	0	1,711			
Length: 0.20	MPO: N	FFOS:	0	0	0	0	0	0			
Fund Cat: Taking Care Of System	Fed: 1,552 State: 387 Local: 0	Payments:	0	0	0	0	0	0			
Sec Cat: Rehab And Reconst	Awd Date: 2018 Anticipated Fed Cat: NHPP										
TIP #:	Future Cost: 0 Estimate Total: 1,939										
County: Pemiscot	Pavement improvements from I-55 east of Steele to Rte. D.	Engineering:	0	2	35	0	0	0			
Route: MO 164		R/W:	0	0	0	0	0	0			
Job No.: 9S3014F		Construction:	0	0	475	0	0	0			
Length: 5.35	MPO: N	FFOS:	0	0	0	0	0	0			
Fund Cat: Taking Care Of System	AC-State: 410 State: 102 Local: 0	Payments:	0	0	0	0	0	0			
Sec Cat: Thin Lift Overlay	Awd Date: Fall 14 Anticipated Fed Cat: S.T.P.										
TIP #:	Future Cost: 0 Estimate Total: 512										
County: Pemiscot	Pavement improvement from Hayti to Matthews.	Engineering:	20	50	532	0	0	0			
Route: IS 55		R/W:	0	0	0	0	0	0			
Job No.: 9I3003		Construction:	0	0	7,531	0	0	0			
Length: 27.25	MPO: N	FFOS:	0	0	0	0	0	0			
Fund Cat: Statewide Interstate And Major Bridge	AC-State: 7,302 State: 811 Local: 0	Payments:	0	0	0	0	0	0			
Sec Cat: Preventive Maint	Awd Date: 2015 Anticipated Fed Cat: NHPP										
TIP #:	Future Cost: 0 Estimate Total: 8,133										

* Subject to the approval of the Transportation Improvement Plan by the governing Metropolitan Planning Organization.
 Jun-17-2013 Section 4 - 12 District Southeast



2014-2018 Highway and Bridge Construction Schedule

Transportation Planning

P.O. Box 270
Jefferson City, MO 65102

Construction contingency applied to construction cost in the year the project is awarded. Three percent project growth factor compounded annually is applied to right-of-way and construction costs in program years 2, 3, 4, and 5. No inflation is applied to the Funding From Other Sources (FFOS) or Payments. Engineering includes PE costs, CE costs and R/W incidentals.

	STATE FISCAL YEAR PROJECT BUDGETING					
	Prior Prog.	7/2013-6/2014	7/2014-6/2015	7/2015-6/2016	7/2016-6/2017	7/2017-6/2018
County: Pemiscot	0	10	313	0	0	0
Route: IS 55	0	0	0	0	0	0
Job No.: 9P2244B	0	0	4,225	0	0	0
Length: 3.60 MPO: N						
Fund Cat: Taking Care Of System						
Sec Cat: Rehab And Reconst						
TIP #:						
Pavement improvements northbound from 3.9 miles south of Rte. 84 to 0.3 mile south of Rte. 84. AC-State: 3,639 State: 909 Local: 0 Anticipated Fed Cat: S.T.P. Future Cost: 0 Estimate Total: 4,548						
County: Pemiscot	0	2	25	0	0	0
Route: OR 55	0	0	0	0	0	0
Job No.: 9S3029	0	0	342	0	0	0
Length: 2.63 MPO: N						
Fund Cat: Taking Care Of System						
Sec Cat: Thin Lift Overlay						
TIP #:						
Pavement improvements on outer road from Rte. T to Rte. A. AC-State: 296 State: 73 Local: 0 Anticipated Fed Cat: S.T.P. Future Cost: 0 Estimate Total: 369						
County: Pemiscot	5	115	120	251	0	0
Route: MO 84	0	0	0	0	0	0
Job No.: 9S3009	0	0	0	3,798	0	0
Length: 1.98 MPO: N						
Fund Cat: Taking Care Of System						
Sec Cat: Thin Lift Overlay						
TIP #:						
Pavement improvements from I-55 northbound lane On/Off ramps east to Rte. U in Caruthersville. AC-State: 3,427 State: 857 Local: 0 Anticipated Fed Cat: S.T.P. Future Cost: 0 Estimate Total: 4,289						
County: Pemiscot	0	5	72	0	0	0
Route: RT A	0	0	0	0	0	0
Job No.: 9S3014E	0	0	1,000	0	0	0
Length: 10.50 MPO: N						
Fund Cat: Taking Care Of System						
Sec Cat: Thin Lift Overlay						
TIP #:						
Pavement improvements from Rte. EE to I-55. AC-State: 862 State: 215 Local: 0 Anticipated Fed Cat: S.T.P. Future Cost: 0 Estimate Total: 1,077						
County: Perry	30	114	0	0	0	0
Route: MO 51	0	0	0	0	0	0
Job No.: 0P2293	0	0	1,667	0	0	0
Length: 6.34 MPO: N						
Fund Cat: Taking Care Of System						
Sec Cat: Rehab And Reconst						
TIP #:						
Pavement improvements from McBride to Perryville. \$352,000.00 Open Container funds. Fed: 1,603 State: 178 Local: 0 Anticipated Fed Cat: Safety Future Cost: 0 Estimate Total: 1,811						



2014-2018 Highway and Bridge Construction Schedule

Construction contingency applied to construction cost in the year the project is awarded.
 Three percent project growth factor compounded annually is applied to right-of-way and construction costs in program years 2, 3, 4, and 5.
 No inflation is applied to the Funding From Other Sources (FFOS) or Payments.
 Engineering includes PE costs, CE costs and R/W incidentals.

		STATE FISCAL YEAR PROJECT BUDGETING									
		7/2013- 6/2014		7/2014- 6/2015		7/2015- 6/2016		7/2016- 6/2017		7/2017- 6/2018	
		Prior Prog.	6/2014	6/2015	6/2016	6/2017	6/2018				
County: Perry	Pavement improvements from Rte. 61 to the end state maintenance.	0	1	1	65	0	0	Engineering:			
Route: RT A								R/W:			
Job No.: 9S3056								Construction:			
Length: 12.94	MPO: N							FFOS:			
Fund Cat: Taking Care Of System	AC-State: 751 State: 187 Local: 0							Payments:			
Sec Cat: Thin Lift Overlay	Awd Date: 2016 Anticipated Fed Cat: S.T.P.										
TIP #:	Future Cost: 0 Estimate Total: 938										
County: Perry	Pavement improvements from Rte. A in Perry County to Rte. 61 in Cape Girardeau County.	0	1	1	63	0	0	Engineering:			
Route: RT C								R/W:			
Job No.: 9S3057								Construction:			
Length: 12.30	MPO: N							FFOS:			
Fund Cat: Taking Care Of System	AC-State: 720 State: 180 Local: 0							Payments:			
Sec Cat: Thin Lift Overlay	Awd Date: 2016 Anticipated Fed Cat: S.T.P.										
TIP #:	Future Cost: 0 Estimate Total: 900										
County: Perry	Pavement improvements from Rte. B to Rte. O.	0	1	1	34	0	0	Engineering:			
Route: RT K								R/W:			
Job No.: 9S3040								Construction:			
Length: 5.73	MPO: N							FFOS:			
Fund Cat: Taking Care Of System	AC-State: 393 State: 98 Local: 0							Payments:			
Sec Cat: Thin Lift Overlay	Awd Date: 2016 Anticipated Fed Cat: S.T.P.										
TIP #:	Future Cost: 0 Estimate Total: 491										
County: Reynolds	Pavement improvements from Rte. 106 to Rte. 34. \$1,932,000 Open Container funds.	150	194	0	0	0	0	Engineering:			
Route: MO 21								R/W:			
Job No.: 9P0582								Construction:			
Length: 19.53	MPO: N							FFOS:			
Fund Cat: Taking Care Of System	Fed: 2,700 State: 300 Local: 0							Payments:			
Sec Cat: Rehab And Reconst	Awd Date: Summer 13 Anticipated Fed Cat: Safety										
TIP #:	Future Cost: 0 Estimate Total: 3,150										
County: Reynolds	Pavement improvements from the Reynolds County line to the city of Piedmont.	82	1	140	0	0	0	Engineering:			
Route: MO 34								R/W:			
Job No.: 0P2306								Construction:			
Length: 9.74	MPO: N							FFOS:			
Fund Cat: Taking Care Of System	AC-State: 2,807 State: 701 Local: 0							Payments:			
Sec Cat: Thin Lift Overlay	Awd Date: Fall 14 Anticipated Fed Cat: NHPP										
TIP #:	Future Cost: 0 Estimate Total: 3,590										

* Subject to the approval of the Transportation Improvement Plan by the governing Metropolitan Planning Organization.
 Jun-17-2013 Section 4 - 14 District Southeast



2014-2018 Highway and Bridge Construction Schedule

Transportation Planning

P.O. Box 270
Jefferson City, MO 65102

Construction contingency applied to construction cost in the year the project is awarded. Three percent project growth factor compounded annually is applied to right-of-way and construction costs in program years 2, 3, 4, and 5. No inflation is applied to the Funding From Other Sources (FFOS) or Payments. Engineering includes PE costs, CE costs and R/W incidentals.

	STATE FISCAL YEAR PROJECT BUDGETING					
	Prior Prog.	7/2013-6/2014	7/2014-6/2015	7/2015-6/2016	7/2016-6/2017	7/2017-6/2018
Roadway improvements from Rte. JJ in Ripley County to Rte. 67 in Butler County.						
County: Ripley	Engineering:	281	0	0	0	0
Route: US 160	R/W:	2,500	0	0	0	0
Job No.: 9P2222	Construction:	0	6,453	0	0	0
Length: 19.89	FFOS:	0	0	0	0	0
Fund Cat: Taking Care Of System	Payments:	0	0	0	0	0
Sec Cat: Thin Lift Overlay						
TIP #: 0						
Awd Date: Spring 14 Anticipated Fed Cat: S.T.P. Estimate Total: 9,799						
Interchange improvements south of Scott City.						
County: Scott	Engineering:	350	200	300	995	0
Route: IS 55	R/W:	0	0	2,122	0	0
Job No.: 010956	Construction:	0	0	0	12,480	0
Length: 26.12	FFOS:	0	0	0	0	0
Fund Cat: Major Projects & Emerging Needs	Payments:	0	0	0	0	0
Sec Cat: Regional						
TIP #: 0						
Awd Date: 2017 Anticipated Fed Cat: NHPP Estimate Total: 16,647						
Job Order Contracting for pavement repair (concrete) from Rte. 60 in Scott County to the Arkansas State line and all of I-155.						
County: Scott	Engineering:	0	11	0	0	0
Route: IS 55	R/W:	0	0	0	0	0
Job No.: 212166U	Construction:	0	125	0	0	0
Length: 76.99	FFOS:	0	0	0	0	0
Fund Cat: Statewide Interstate And Major Bridge	Payments:	0	0	0	0	0
Sec Cat: Preventive Maint						
TIP #: 0						
Awd Date: Winter 14 Anticipated Fed Cat: NHPP Estimate Total: 136						
Job Order Contracting for pavement repair (asphalt) from Rte. 60 in Scott County to the Arkansas State line and all of I-155.						
County: Scott	Engineering:	0	11	0	0	0
Route: IS 55	R/W:	0	0	0	0	0
Job No.: 212166V	Construction:	0	125	0	0	0
Length: 76.99	FFOS:	0	0	0	0	0
Fund Cat: Statewide Interstate And Major Bridge	Payments:	0	0	0	0	0
Sec Cat: Preventive Maint						
TIP #: 0						
Awd Date: Winter 14 Anticipated Fed Cat: NHPP Estimate Total: 136						
Pavement improvements from Scott City to Fruitland.						
County: Scott	Engineering:	10	40	356	0	0
Route: IS 55	R/W:	0	0	0	0	0
Job No.: 913004	Construction:	0	0	4,888	0	0
Length: 15.31	FFOS:	0	0	0	0	0
Fund Cat: Statewide Interstate And Major Bridge	Payments:	0	0	0	0	0
Sec Cat: Preventive Maint						
TIP #: 0						
Awd Date: 2015 Anticipated Fed Cat: NHPP Estimate Total: 5,294						



2014-2018 Highway and Bridge Construction Schedule

Construction contingency applied to construction cost in the year the project is awarded.
 Three percent project growth factor compounded annually is applied to right-of-way and construction costs in program years 2, 3, 4, and 5.
 No inflation is applied to the Funding From Other Sources (FFOS) or Payments.
 Engineering includes PE costs, CE costs and R/W incidentals.

	STATE FISCAL YEAR PROJECT BUDGETING					
	Prior Prog.	7/2013-6/2014	7/2014-6/2015	7/2015-6/2016	7/2016-6/2017	7/2017-6/2018
County: Scott Route: US 61 Job No.: 9S3063 Length: 0.20 MPO: N Fund Cat: Taking Care Of System Sec Cat: Rehab And Reconst TIP #:	0	5	5	53	50	132
Bridge replacement over the railroad and Rte. M. Project involves bridge J0356. Fed: 1,270 State: 317 Local: 0 Awd Date: 2018 Anticipated Fed Cat: NHPP Future Cost: 0 Estimate Total: 1,587	Engineering:					
	R/W:					
	Construction:					
	FFOS:					
	Payments:					
County: Scott Route: MO 77 Job No.: 9S3014J Length: 6.69 MPO: N Fund Cat: Taking Care Of System Sec Cat: Thin Lift Overlay TIP #:	0	5	70	0	0	0
Pavement improvements from Rte. 61 to Rte. D. AC-State: 843 State: 211 Local: 0 Awd Date: 2015 Anticipated Fed Cat: S.T.P. Future Cost: 0 Estimate Total: 1,054	Engineering:					
	R/W:					
	Construction:					
	FFOS:					
	Payments:					
County: Scott Route: RT D Job No.: 9S3014M Length: 3.52 MPO: N Fund Cat: Taking Care Of System Sec Cat: Thin Lift Overlay TIP #:	0	2	29	0	0	0
Pavement improvements from Rte. 77 to Rte. N. AC-State: 345 State: 85 Local: 0 Awd Date: 2015 Anticipated Fed Cat: S.T.P. Future Cost: 0 Estimate Total: 430	Engineering:					
	R/W:					
	Construction:					
	FFOS:					
	Payments:					
County: Scott Route: RT M Job No.: 9S3084 Length: 0.40 MPO: N Fund Cat: Taking Care Of System Sec Cat: Rehab And Reconst TIP #:	10	487	0	0	0	0
Replace damaged bridge from County Road 209 to 0.4 mile east of County Road 209. Project involves bridge A8225 over railroad. AC-State: 2,390 State: 597 Local: 0 Awd Date: Summer 13 Anticipated Fed Cat: S.T.P. Future Cost: 0 Estimate Total: 2,997	Engineering:					
	R/W:					
	Construction:					
	FFOS:					
	Payments:					
County: Scott Route: RT N Job No.: 9S3014N Length: 10.32 MPO: N Fund Cat: Taking Care Of System Sec Cat: Thin Lift Overlay TIP #:	0	4	57	0	0	0
Pavement improvements from Rte. D to Charleston. AC-State: 689 State: 173 Local: 0 Awd Date: 2015 Anticipated Fed Cat: S.T.P. Future Cost: 0 Estimate Total: 862	Engineering:					
	R/W:					
	Construction:					
	FFOS:					
	Payments:					

* Subject to the approval of the Transportation Improvement Plan by the governing Metropolitan Planning Organization.
 Jun-17-2013 Section 4 - 16 District Southeast



2014-2018 Highway and Bridge Construction Schedule

Transportation Planning

P.O. Box 270
Jefferson City, MO 65102

Construction contingency applied to construction cost in the year the project is awarded. Three percent project growth factor compounded annually is applied to right-of-way and construction costs in program years 2, 3, 4, and 5. No inflation is applied to the Funding From Other Sources (FFOS) or Payments. Engineering includes PE costs, CE costs and R/W incidentals.

	STATE FISCAL YEAR PROJECT BUDGETING						
	Prior Prog.	7/2013-6/2014	7/2014-6/2015	7/2015-6/2016	7/2016-6/2017	7/2017-6/2018	
County: Scott Route: RT N Job No.: 9S30140 Length: 8.05 MPO: N Fund Cat: Taking Care Of System Sec Cat: Thin Lift Overlay TIP #:	0	3	52	0	0	0	Engineering: R/W: Construction: FFOS: Payments:
Pavement improvements from the beginning of state maintenance to Rte. E. Awd Date: 2015 Anticipated Fed Cat: S.T.P. AC-State: 620 State: 156 Local: 0 Future Cost: 0 Estimate Total: 776							
County: Scott Route: RT PP Job No.: 9S3014L Length: 6.05 MPO: N Fund Cat: Taking Care Of System Sec Cat: Thin Lift Overlay TIP #:	0	3	46	0	0	0	Engineering: R/W: Construction: FFOS: Payments:
Pavement improvements from Rte. 61 to Rte. N. Awd Date: 2015 Anticipated Fed Cat: S.T.P. AC-State: 545 State: 136 Local: 0 Future Cost: 0 Estimate Total: 681							
County: Shannon Route: MO 106 Job No.: 9P2245B Length: 19.38 MPO: N Fund Cat: Taking Care Of System Sec Cat: Low Type Resurfacing TIP #:	140	278	0	0	0	0	Engineering: R/W: Construction: FFOS: Payments:
Pavement improvements from Rte. H to Rte. 21. Awd Date: Summer 13 Anticipated Fed Cat: S.T.P. AC-State: 3,182 State: 796 Local: 0 Future Cost: 0 Estimate Total: 4,118							
County: Shannon Route: MO 99 Job No.: 9S3014B Length: 18.29 MPO: N Fund Cat: Taking Care Of System Sec Cat: Thin Lift Overlay TIP #:	0	1	114	0	0	0	Engineering: R/W: Construction: FFOS: Payments:
Pavement improvements from Rte. 60 to Rte. 160. Awd Date: 2015 Anticipated Fed Cat: S.T.P. AC-State: 1,276 State: 319 Local: 0 Future Cost: 0 Estimate Total: 1,595							
County: St. Francois Route: MO 32 Job No.: 0P2280 Length: 0.69 MPO: N Fund Cat: Taking Care Of System Sec Cat: Systems Operations TIP #:	19	20	0	0	0	0	Engineering: R/W: Construction: FFOS: Payments:
Curb and sidewalk improvements from 0.4 mile west of Rte. N to 0.3 mile east of Rte. N. \$202,000 District Enhancement funds. Awd Date: Summer 13 Anticipated Fed Cat: S.T.P. Fed: 241 State: 60 Local: 0 Future Cost: 0 Estimate Total: 327							



2014-2018 Highway and Bridge Construction Schedule

Construction contingency applied to construction cost in the year the project is awarded.
 Three percent project growth factor compounded annually is applied to right-of-way and construction costs in program years 2, 3, 4, and 5.
 No inflation is applied to the Funding From Other Sources (FFOS) or Payments.
 Engineering includes PE costs, CE costs and R/W incidentals.

		STATE FISCAL YEAR PROJECT BUDGETING					
		7/2013- 7/2014- 7/2015- 7/2016- 7/2017- 7/2018-		6/2014 6/2015 6/2016 6/2017 6/2018		6/2018	
		Prior Prog.	133	110	100	669	0
County: St. Francois	Pavement improvements from St. Francois River Bridge to Jefferson County.	Engineering:					
Route: US 67		R/W:	0	0	0	0	0
Job No.: 0P2298		Construction:	0	0	8,788	0	0
Length: 22.97	MPO: N	FFOS:	0	0	0	0	0
Fund Cat: Taking Care Of System	AC-State: 7,733 State: 1,934 Local: 0	Payments:	0	0	0	0	0
Sec Cat: Rehab And Reconst	Awd Date: 2016 Anticipated Fed Cat: NHPP						
TIP #: 0	Future Cost: 0 Estimate Total: 9,800						
County: St. Francois	Pavement improvements from Rte. M to Rte. 32.	Engineering:	0	1	1	32	0
Route: RT BB		R/W:	0	0	0	0	0
Job No.: 9S3065		Construction:	0	0	0	423	0
Length: 6.38	MPO: N	FFOS:	0	0	0	0	0
Fund Cat: Taking Care Of System	AC-State: 366 State: 91 Local: 0	Payments:	0	0	0	0	0
Sec Cat: Thin Lift Overlay	Awd Date: 2016 Anticipated Fed Cat: S.T.P.						
TIP #: 0	Future Cost: 0 Estimate Total: 457						
County: St. Francois	Pavement improvements from Rte. D to Rte. 32.	Engineering:	0	1	1	68	0
Route: RT C		R/W:	0	0	0	0	0
Job No.: 9S3055		Construction:	0	0	0	890	0
Length: 12.89	MPO: N	FFOS:	0	0	0	0	0
Fund Cat: Taking Care Of System	AC-State: 768 State: 192 Local: 0	Payments:	0	0	0	0	0
Sec Cat: Thin Lift Overlay	Awd Date: 2016 Anticipated Fed Cat: S.T.P.						
TIP #: 0	Future Cost: 0 Estimate Total: 960						
County: St. Francois	Pavement improvements from Jefferson County line to Bonne Terre.	Engineering:	0	0	3	37	0
Route: RT E		R/W:	0	0	0	0	0
Job No.: 9S3036		Construction:	0	0	0	520	0
Length: 5.38	MPO: N	FFOS:	0	0	0	0	0
Fund Cat: Taking Care Of System	AC-State: 447 State: 113 Local: 0	Payments:	0	0	0	0	0
Sec Cat: Thin Lift Overlay	Awd Date: 2016 Anticipated Fed Cat: S.T.P.						
TIP #: 0	Future Cost: 0 Estimate Total: 560						
County: St. Francois	Pavement improvements from Rte. 00 to Rte. AA.	Engineering:	0	0	0	35	0
Route: RT F		R/W:	0	0	0	0	0
Job No.: 9S3038		Construction:	0	0	0	458	0
Length: 7.03	MPO: N	FFOS:	0	0	0	0	0
Fund Cat: Taking Care Of System	AC-State: 394 State: 99 Local: 0	Payments:	0	0	0	0	0
Sec Cat: Thin Lift Overlay	Awd Date: 2016 Anticipated Fed Cat: S.T.P.						
TIP #: 0	Future Cost: 0 Estimate Total: 493						

* Subject to the approval of the Transportation Improvement Plan by the governing Metropolitan Planning Organization.
 Jun-17-2013 Section 4 - 18 District Southeast



2014-2018 Highway and Bridge Construction Schedule

Transportation Planning

P.O. Box 270
Jefferson City, MO 65102

Construction contingency applied to construction cost in the year the project is awarded. Three percent project growth factor compounded annually is applied to right-of-way and construction costs in program years 2, 3, 4, and 5. No inflation is applied to the Funding From Other Sources (FFOS) or Payments. Engineering includes PE costs, CE costs and R/W incidentals.

	STATE FISCAL YEAR PROJECT BUDGETING						
	Prior Prog.	7/2013-6/2014	7/2014-6/2015	7/2015-6/2016	7/2016-6/2017	7/2017-6/2018	
County: St. Francois Route: RT H Job No.: 0S2283 Length: 7.84 MPO: N Fund Cat: Taking Care Of System Sec Cat: Low Type Resurfacing Awd Date: Winter 14 AC-State: 595 State: 148 Local: 0 S.T.P. Future Cost: 754 Estimate Total:	11	47	0	0	0	0	0
Engineering:							
R/W:	0	0	0	0	0	0	0
Construction:	0	696	0	0	0	0	0
FFOS:	0	0	0	0	0	0	0
Payments:	0	0	0	0	0	0	0
County: St. Francois Route: RT N Job No.: 9S3035 Length: 9.48 MPO: N Fund Cat: Taking Care Of System Sec Cat: Thin Lift Overlay Awd Date: 2016 AC-State: 562 State: 141 Local: 0 S.T.P. Future Cost: 703 Estimate Total:	0	0	3	46	0	0	0
Engineering:							
R/W:	0	0	0	0	0	0	0
Construction:	0	0	0	654	0	0	0
FFOS:	0	0	0	0	0	0	0
Payments:	0	0	0	0	0	0	0
County: St. Francois Route: RT NN Job No.: 9S3037 Length: 4.40 MPO: N Fund Cat: Taking Care Of System Sec Cat: Thin Lift Overlay Awd Date: 2016 AC-State: 270 State: 68 Local: 0 S.T.P. Future Cost: 338 Estimate Total:	0	0	0	25	0	0	0
Engineering:							
R/W:	0	0	0	0	0	0	0
Construction:	0	0	0	313	0	0	0
FFOS:	0	0	0	0	0	0	0
Payments:	0	0	0	0	0	0	0
County: St. Francois Route: RT O Job No.: 0S2290 Length: 0.30 MPO: N Fund Cat: Taking Care Of System Sec Cat: Low Type Resurfacing Awd Date: Winter 14 AC-State: 40 State: 10 Local: 0 S.T.P. Future Cost: 61 Estimate Total:	11	4	0	0	0	0	0
Engineering:							
R/W:	0	0	0	0	0	0	0
Construction:	0	46	0	0	0	0	0
FFOS:	0	0	0	0	0	0	0
Payments:	0	0	0	0	0	0	0
County: St. Francois Route: RT O Job No.: 9S3039 Length: 4.13 MPO: N Fund Cat: Taking Care Of System Sec Cat: Thin Lift Overlay Awd Date: 2016 AC-State: 563 State: 140 Local: 0 S.T.P. Future Cost: 703 Estimate Total:	0	0	0	49	0	0	0
Engineering:							
R/W:	0	0	0	0	0	0	0
Construction:	0	0	0	654	0	0	0
FFOS:	0	0	0	0	0	0	0
Payments:	0	0	0	0	0	0	0



2014-2018 Highway and Bridge Construction Schedule

Construction contingency applied to construction cost in the year the project is awarded.
 Three percent project growth factor compounded annually is applied to right-of-way and construction costs in program years 2, 3, 4, and 5.
 No inflation is applied to the Funding From Other Sources (FFOS) or Payments.
 Engineering includes PE costs, CE costs and R/W incidentals.

		STATE FISCAL YEAR PROJECT BUDGETING					
		7/2013- 6/2014	7/2014- 6/2015	7/2015- 6/2016	7/2016- 6/2017	7/2017- 6/2018	
		Prior Prog.					
County: St. Francois	Pavement improvements from the east junction of Rte. 8 to the west junction of Rte. 8 in Desloge.	11	13	0	0	0	0
Route: RT P							
Job No.: 052299		0	0	0	0	0	0
Length: 1.47	MPO: N						
Fund Cat: Taking Care Of System	AC-State: 157 State: 39 Local: 0						
Sec Cat: Low Type Resurfacing	Awd Date: Winter 14 Anticipated Fed Cat: S.T.P.						
TIP #:	Future Cost: 0 Estimate Total: 207	0	0	0	0	0	0
County: St. Francois	Pavement improvements from Westmount Drive to Rte. 32 in Farmington.	50	42	0	0	0	0
Route: RT W							
Job No.: 052182		0	0	0	0	0	0
Length: 2.31	MPO: N						
Fund Cat: Taking Care Of System	AC-State: 536 State: 134 Local: 0						
Sec Cat: Routine Maintenance	Awd Date: Winter 14 Anticipated Fed Cat: S.T.P.						
TIP #:	Future Cost: 0 Estimate Total: 720	0	0	0	0	0	0
County: St. Francois	Pavement improvements from Rte. 8 to Bus. 32 in Park Hills.	11	14	0	0	0	0
Route: RT Z							
Job No.: 052284		0	0	0	0	0	0
Length: 1.19	MPO: N						
Fund Cat: Taking Care Of System	AC-State: 172 State: 43 Local: 0						
Sec Cat: Low Type Resurfacing	Awd Date: Winter 14 Anticipated Fed Cat: S.T.P.						
TIP #:	Future Cost: 0 Estimate Total: 226	0	0	0	0	0	0
County: Ste. Genevieve	Pavement improvements from Rte. M to Rte. 51.	83	654	0	0	0	0
Route: IS 55							
Job No.: 012180		0	0	0	0	0	0
Length: 13.96	MPO: N						
Fund Cat: Statewide Interstate And Major Bridge	AC-State: 9,157 State: 1,017 Local: 0						
Sec Cat: Rehab And Reconst	Awd Date: Fall 13 Anticipated Fed Cat: NHPP Federal Oversight						
TIP #:	Future Cost: 0 Estimate Total: 10,257	0	0	0	0	0	0
County: Ste. Genevieve	Job Order Contracting for pavement repair (concrete) from the Jefferson County line to Rte. 60 in Scott County, and all of I-57 in Mississippi County.	0	11	0	0	0	0
Route: IS 55							
Job No.: 212166S		0	0	0	0	0	0
Length: 104.31	MPO: Y						
Fund Cat: Statewide Interstate And Major Bridge	AC-State: 122 State: 14 Local: 0						
Sec Cat: Preventive Maint	Awd Date: Winter 14 Anticipated Fed Cat: NHPP						
TIP #:	Future Cost: 0 Estimate Total: 136	0	0	0	0	0	0

* Subject to the approval of the Transportation Improvement Plan by the governing Metropolitan Planning Organization.
 Jun-17-2013 Section 4 - 20 District Southeast



2014-2018 Highway and Bridge Construction Schedule

Transportation Planning

P.O. Box 270
Jefferson City, MO 65102

Construction contingency applied to construction cost in the year the project is awarded. Three percent project growth factor compounded annually is applied to right-of-way and construction costs in program years 2, 3, 4, and 5. No inflation is applied to the Funding From Other Sources (FFOS) or Payments. Engineering includes PE costs, CE costs and R/W incidentals.

	STATE FISCAL YEAR PROJECT BUDGETING						
	Prior Prog.	7/2013-6/2014	7/2014-6/2015	7/2015-6/2016	7/2016-6/2017	7/2017-6/2018	
County: Ste. Genevieve Route: IS 55 Job No.: 212166T Length: 104.31 MPO: Y Fund Cat: Statewide Interstate And Major Bridge Sec Cat: Preventive Maint Awd Date: Winter 14 Anticipated Fed Cat: NHPP TIP #: Future Cost: 0 Estimate Total: 136	0	11	0	0	0	0	Engineering: R/W: Construction: FFOS: Payments:
County: Ste. Genevieve Route: US 61 Job No.: 9P3080 Length: 0.20 MPO: N Fund Cat: Major Projects & Emerging Needs Sec Cat: Regional Awd Date: Winter 14 Anticipated Fed Cat: S.T.P. TIP #: Future Cost: 0 Estimate Total: 641	0	76	0	0	0	0	Engineering: R/W: Construction: FFOS: Payments:
County: Ste. Genevieve Route: RT M Job No.: 9S3032 Length: 7.31 MPO: N Fund Cat: Taking Care Of System Sec Cat: Thin Lift Overlay Awd Date: 2016 Anticipated Fed Cat: S.T.P. TIP #: Future Cost: 0 Estimate Total: 683	0	0	3	45	0	0	Engineering: R/W: Construction: FFOS: Payments:
County: Ste. Genevieve Route: RT P Job No.: 0S2225 Length: 0.20 MPO: N Fund Cat: Taking Care Of System Sec Cat: Rehab And Reconst Awd Date: Fall 13 Anticipated Fed Cat: NHPP TIP #: Future Cost: 0 Estimate Total: 591	48	36	0	0	0	0	Engineering: R/W: Construction: FFOS: Payments:
County: Stoddard Route: MO 114 Job No.: 9S3054 Length: 14.85 MPO: N Fund Cat: Taking Care Of System Sec Cat: Thin Lift Overlay Awd Date: Winter 14 Anticipated Fed Cat: S.T.P. TIP #: Future Cost: 0 Estimate Total: 4,246	0	310	0	0	0	0	Engineering: R/W: Construction: FFOS: Payments:



2014-2018 Highway and Bridge Construction Schedule

Construction contingency applied to construction cost in the year the project is awarded.
 Three percent project growth factor compounded annually is applied to right-of-way and construction costs in program years 2, 3, 4, and 5.
 No inflation is applied to the Funding From Other Sources (FFOS) or Payments.
 Engineering includes PE costs, CE costs and R/W incidentals.

	STATE FISCAL YEAR PROJECT BUDGETING					
	Prior Prog.	7/2013-6/2014	7/2014-6/2015	7/2015-6/2016	7/2016-6/2017	7/2017-6/2018
County: Stoddard Route: RT AF Job No.: 9S3052 Length: 3.84 MPO: N Fund Cat: Taking Care Of System Sec Cat: Thin Lift Overlay TIP #:	0	25	0	0	0	0
Pavement improvements from the beginning of state maintenance to Rte. 25. Awd Date: Winter 14 Anticipated Fed Cat: S.T.P. Future Cost: 0 Estimate Total: 349 AC-State: 279 State: 70 Local: 0 Engineering: R/W: 0 Construction: 324 FFOS: 0 Payments: 0						
County: Stoddard Route: RT E Job No.: 9S3041 Length: 6.82 MPO: N Fund Cat: Taking Care Of System Sec Cat: Thin Lift Overlay TIP #:	0	40	0	0	0	0
Pavement improvements from Rte. 25 in Bloomfield to Rte. N. Awd Date: Winter 14 Anticipated Fed Cat: S.T.P. Future Cost: 0 Estimate Total: 551 AC-State: 441 State: 110 Local: 0 Engineering: R/W: 0 Construction: 511 FFOS: 0 Payments: 0						
County: Stoddard Route: RT J Job No.: 9S3023 Length: 0.10 MPO: N Fund Cat: Major Projects & Emerging Needs Sec Cat: Regional TIP #:	1	12	0	0	0	0
Payment to the City of Bloomfield for ADA improvements. \$122,000 Statewide Enhancement funds. Awd Date: N/A Anticipated Fed Cat: S.T.P. Future Cost: 0 Estimate Total: 166 AC-State: 132 State: 33 Local: 0 Engineering: R/W: 0 Construction: 153 FFOS: 122 Payments: 0						
County: Stoddard Route: RT K Job No.: 9S3069 Length: 0.03 MPO: N Fund Cat: Taking Care Of System Sec Cat: Rehab And Reconst TIP #:	0	1	10	20	156	0
Bridge replacement over Castor River. Project involves bridge S0168. Awd Date: 2017 Anticipated Fed Cat: NHPP Future Cost: 0 Estimate Total: 1,215 Fed: 972 State: 243 Local: 0 Engineering: R/W: 0 Construction: 0 FFOS: 0 Payments: 0						
County: Stoddard Route: RT U Job No.: 9S3051 Length: 0.20 MPO: N Fund Cat: Taking Care Of System Sec Cat: Rehab And Reconst TIP #:	0	5	25	53	109	0
Bridge replacement over St. Francois River. Project involves bridge R0318. Awd Date: 2017 Anticipated Fed Cat: NHPP Future Cost: 0 Estimate Total: 1,247 Fed: 997 State: 250 Local: 0 Engineering: R/W: 0 Construction: 0 FFOS: 0 Payments: 0						

* Subject to the approval of the Transportation Improvement Plan by the governing Metropolitan Planning Organization.
 Jun-17-2013 Section 4 - 22 District Southeast



2014-2018 Highway and Bridge Construction Schedule

Transportation Planning

P.O. Box 270
Jefferson City, MO 65102

Construction contingency applied to construction cost in the year the project is awarded. Three percent project growth factor compounded annually is applied to right-of-way and construction costs in program years 2, 3, 4, and 5. No inflation is applied to the Funding From Other Sources (FFOS) or Payments. Engineering includes PE costs, CE costs and R/W incidentals.

		STATE FISCAL YEAR PROJECT BUDGETING					
		Prior Prog.	7/2013- 6/2014	7/2014- 6/2015	7/2015- 6/2016	7/2016- 6/2017	7/2017- 6/2018
County: Stoddard	Pavement improvements from Rte. 25 to Rte. 153.	0	47	0	0	0	0
Route: RT Z							
Job No.: 9P2245C							
Length: 9.02	MPO: N						
Fund Cat: Taking Care Of System	AC-State: 515 State: 128 Local: 0						
Sec Cat: Thin Lift Overlay	Awd Date: Winter 14 Anticipated Fed Cat: S.T.P.						
TIP #:	Future Cost: Estimate Total: 643						
County: Texas	Pavement improvements from the bridge over Brushy Creek to just north of bridge over Indian Creek in Houston.	21	1	58	0	0	0
Route: US 63							
Job No.: 9P2203							
Length: 1.46	MPO: N						
Fund Cat: Major Projects & Emerging Needs	AC-State: 1,449 State: 361 Local: 0						
Sec Cat: Rehab And Reconst	Awd Date: 2015 Anticipated Fed Cat: NHPP						
TIP #:	Future Cost: Estimate Total: 1,831						
County: Texas	Pavement improvements from Rte. 32 to Rte. E.	31	202	0	0	0	0
Route: US 63							
Job No.: 9P2243							
Length: 10.84	MPO: N						
Fund Cat: Taking Care Of System	AC-State: 2,500 State: 625 Local: 0						
Sec Cat: Thin Lift Overlay	Awd Date: Winter 14 Anticipated Fed Cat: NHPP						
TIP #:	Future Cost: Estimate Total: 3,156						
County: Various	ADA improvements at various locations in various counties in the Southeast District.	10	19	0	0	0	0
Route: Various							
Job No.: 9P2217							
Length: 0.00	MPO: N						
Fund Cat: Taking Care Of System	AC-State: 219 State: 55 Local: 0						
Sec Cat: Rehab And Reconst	Awd Date: Winter 14 Anticipated Fed Cat: S.T.P.						
TIP #:	Future Cost: Estimate Total: 284						
County: Various	Improve guardrail on divided highway medians at various bridge locations within the Southeast District. Open Container funds.	10	82	0	0	0	0
Route: Various							
Job No.: 9P2264H							
Length: 0.00	MPO: N						
Fund Cat: Safety	Fed: 1,015 State: 113 Local: 0						
Sec Cat: Safety	Awd Date: Winter 14 Anticipated Fed Cat: Safety						
TIP #:	Future Cost: Estimate Total: 1,138						

* Subject to the approval of the Transportation Improvement Plan by the governing Metropolitan Planning Organization.
Jun-17-2013 Section 4 - 23 District Southeast



2014-2018 Highway and Bridge Construction Schedule

Construction contingency applied to construction cost in the year the project is awarded.
 Three percent project growth factor compounded annually is applied to right-of-way and construction costs in program years 2, 3, 4, and 5.
 No inflation is applied to the Funding From Other Sources (FFOS) or Payments.
 Engineering includes PE costs, CE costs and R/W incidentals.

	STATE FISCAL YEAR PROJECT BUDGETING					
	Prior Prog.	7/2013-6/2014	7/2014-6/2015	7/2015-6/2016	7/2016-6/2017	7/2017-6/2018
County: Various Route: Various Job No.: 9P2264S Length: 0.00 Fund Cat: Safety Sec Cat: Safety TIP #:	2	21	0	0	0	0
Signing and striping improvements at various intersections in the Southeast District. Open Container funds.						
MPO: N Fed: 277 State: 31 Local: 0 Awd Date: Winter 14 Anticipated Fed Cat: Safety Future Cost: 0 Estimate Total: 310	Engineering:					
	R/W:					
	Construction:					
	FFOS:					
	Payments:					
County: Various Route: Various Job No.: 9P3027 Length: 0.00 Fund Cat: Safety Sec Cat: Safety TIP #:	0	0	0	0	0	0
Safety improvements at various district wide locations. Open Container funds.						
MPO: N Fed: 1,749 State: 194 Local: 0 Awd Date: 2015 Anticipated Fed Cat: Safety Future Cost: 0 Estimate Total: 1,943	Engineering:					
	R/W:					
	Construction:		1,943			
	FFOS:		1,886			
	Payments:		0	0	0	0
County: Various Route: Various Job No.: 9P3028 Length: 0.00 Fund Cat: Safety Sec Cat: Safety TIP #:	0	0	0	0	0	0
Safety improvements at various district wide locations. Open Container funds.						
MPO: N Fed: 1,750 State: 194 Local: 0 Awd Date: 2016 Anticipated Fed Cat: Safety Future Cost: 0 Estimate Total: 1,944	Engineering:					
	R/W:					
	Construction:			1,944		
	FFOS:			1,832		
	Payments:		0	0	0	0
County: Various Route: Various Job No.: 9P3045 Length: 0.00 Fund Cat: Taking Care Of System Sec Cat: Routine Maintenance TIP #:	0	36	0	0	0	0
Guardrail repairs and upgrades along Rte. 60, 63, I-55 and various other major highways.						
MPO: N AC-State: 429 State: 107 Local: 0 Awd Date: Fall 13 Anticipated Fed Cat: S.T.P. Future Cost: 0 Estimate Total: 536	Engineering:					
	R/W:					
	Construction:		500			
	FFOS:					
	Payments:		0	0	0	0
County: Various Route: Various Job No.: 9P3047 Length: 0.00 Fund Cat: Taking Care Of System Sec Cat: Routine Maintenance TIP #:	0	1	36	0	0	0
Guardrail repairs and upgrades along Rte. 60, 63, I-55 and various other major highways.						
MPO: N AC-State: 442 State: 110 Local: 0 Awd Date: Fall 14 Anticipated Fed Cat: S.T.P. Future Cost: 0 Estimate Total: 552	Engineering:					
	R/W:					
	Construction:			515		
	FFOS:					
	Payments:		0	0	0	0

* Subject to the approval of the Transportation Improvement Plan by the governing Metropolitan Planning Organization.
 Jun-17-2013 Section 4 - 24 District Southeast



2014-2018 Highway and Bridge Construction Schedule

Transportation Planning

P.O. Box 270
Jefferson City, MO 65102

Construction contingency applied to construction cost in the year the project is awarded. Three percent project growth factor compounded annually is applied to right-of-way and construction costs in program years 2, 3, 4, and 5. No inflation is applied to the Funding From Other Sources (FFOS) or Payments. Engineering includes PE costs, CE costs and R/W incidentals.

	STATE FISCAL YEAR PROJECT BUDGETING					
	Prior Prog.	7/2013-6/2014	7/2014-6/2015	7/2015-6/2016	7/2016-6/2017	7/2017-6/2018
County: Various	0	1	1	36	0	0
Route: Various	0	0	0	0	0	0
Job No.: 9P3048	0	0	0	0	0	0
Length: 0.00	0	0	0	530	0	0
Fund Cat: Taking Care Of System	0	0	0	0	0	0
Sec Cat: Routine Maintenance	0	0	0	0	0	0
TIP #:	0	0	0	0	0	0
Guardrail repairs and upgrades along Rte. 60,63, I-55 and various other major highways.						
County: Various	0	19	0	0	0	0
Route: Various	0	0	0	0	0	0
Job No.: 9P3072	0	0	0	0	0	0
Length: 0.00	0	250	0	0	0	0
Fund Cat: Taking Care Of System	0	0	0	0	0	0
Sec Cat: Routine Maintenance	0	0	0	0	0	0
TIP #:	0	0	0	0	0	0
Job Order Contracting for guard cable and guardrail repair throughout the Southeast District.						
County: Various	0	0	19	0	0	0
Route: Various	0	0	0	0	0	0
Job No.: 9P3073	0	0	0	0	0	0
Length: 0.00	0	0	258	0	0	0
Fund Cat: Taking Care Of System	0	0	0	0	0	0
Sec Cat: Routine Maintenance	0	0	0	0	0	0
TIP #:	0	0	0	0	0	0
Job Order Contracting for guard cable and guardrail repair throughout the Southeast District.						
County: Various	0	0	0	19	0	0
Route: Various	0	0	0	0	0	0
Job No.: 9P3074	0	0	0	0	0	0
Length: 0.00	0	0	0	0	0	0
Fund Cat: Taking Care Of System	0	0	0	0	0	0
Sec Cat: Routine Maintenance	0	0	0	0	0	0
TIP #:	0	0	0	0	0	0
Job Order Contracting for guard cable and guardrail repair throughout the Southeast District.						
County: Various	0	0	0	0	19	0
Route: Various	0	0	0	0	0	0
Job No.: 9P3074	0	0	0	0	0	0
Length: 0.00	0	0	0	0	0	0
Fund Cat: Taking Care Of System	0	0	0	0	0	0
Sec Cat: Routine Maintenance	0	0	0	0	0	0
TIP #:	0	0	0	0	0	0
Job Order Contracting for guard cable and guardrail repair throughout the Southeast District.						
County: Various	0	0	0	0	0	0
Route: Various	0	0	0	0	0	0
Job No.: 9P3074	0	0	0	0	0	0
Length: 0.00	0	0	0	0	0	0
Fund Cat: Taking Care Of System	0	0	0	0	0	0
Sec Cat: Routine Maintenance	0	0	0	0	0	0
TIP #:	0	0	0	0	0	0
Bridge rail retrofit at various locations in Southeast District.						
County: Various	0	0	2	54	0	0
Route: Various	0	0	0	0	0	0
Job No.: 9P3084	0	0	0	0	0	0
Length: 0.00	0	0	0	515	0	0
Fund Cat: Taking Care Of System	0	0	0	0	0	0
Sec Cat: Rehab And Reconst	0	0	0	0	0	0
TIP #:	0	0	0	0	0	0



2014-2018 Highway and Bridge Construction Schedule

Construction contingency applied to construction cost in the year the project is awarded.
 Three percent project growth factor compounded annually is applied to right-of-way and construction costs in program years 2, 3, 4, and 5.
 No inflation is applied to the Funding From Other Sources (FFOS) or Payments.
 Engineering includes PE costs, CE costs and R/W incidentals.

		STATE FISCAL YEAR PROJECT BUDGETING					
		7/2013- 6/2014	7/2014- 6/2015	7/2015- 6/2016	7/2016- 6/2017	7/2017- 6/2018	
		Prior Prog.	150	361	0	0	
County: Various	Intersection improvements at various locations.	Engineering:					
Route: Various		R/W:					
Job No.: 9S3010		Construction:					
Length: 0.00	MPO: N	FFOS:					
Fund Cat: Major Projects & Emerging Needs	AC-State: 4,071 State: 1,018 Local: 0	Payments:					
Sec Cat: Regional	Awd Date: Fall 14 Anticipated Fed Cat: S.T.P.						
TIP #:	Future Cost: 0 Estimate Total: 5,239						
County: Various	Pavement improvements on various routes in various counties in the Southeast District.	Engineering:	5	188	0	0	
Route: Various		R/W:	0	0	0	0	
Job No.: 9S3014		Construction:	0	2,738	0	0	
Length: 0.00	MPO: N	FFOS:	0	0	0	0	
Fund Cat: Taking Care Of System	AC-State: 2,344 State: 587 Local: 0	Payments:	0	0	0	0	
Sec Cat: Thin Lift Overlay	Awd Date: 2015 Anticipated Fed Cat: S.T.P.						
TIP #:	Future Cost: 0 Estimate Total: 2,936						
County: Wayne	Pavement improvements from bridge over Big Creek to Rte. 34.	Engineering:	0	1	32	0	
Route: MO 143		R/W:	0	0	0	0	
Job No.: 9S3049		Construction:	0	0	415	0	
Length: 5.93	MPO: N	FFOS:	0	0	0	0	
Fund Cat: Taking Care Of System	AC-State: 360 State: 89 Local: 0	Payments:	0	0	0	0	
Sec Cat: Thin Lift Overlay	Awd Date: 2016 Anticipated Fed Cat: S.T.P.						
TIP #:	Future Cost: 0 Estimate Total: 449						
County: Wayne	Bridge replacement over Cedar Creek. Project involves bridge A0067.	Engineering:	0	1	25	75	
Route: US 67		R/W:	0	0	0	2	
Job No.: 9P3064		Construction:	0	0	0	2,692	
Length: 0.20	MPO: N	FFOS:	0	0	0	0	
Fund Cat: Taking Care Of System	Fed: 2,539 State: 634 Local: 0	Payments:	0	0	0	0	
Sec Cat: Rehab And Reconst	Awd Date: 2018 Anticipated Fed Cat: NHPP						
TIP #:	Future Cost: 0 Estimate Total: 3,173						
County: Wayne	Bridge improvements over McGee Creek. Project involves bridge R0418.	Engineering:	15	54	0	0	
Route: RT Z		R/W:	0	0	0	0	
Job No.: 9S3013		Construction:	0	614	0	0	
Length: 0.10	MPO: N	FFOS:	0	0	0	0	
Fund Cat: Taking Care Of System	Fed: 548 State: 137 Local: 0	Payments:	0	0	0	0	
Sec Cat: Rehab And Reconst	Awd Date: 2015 Anticipated Fed Cat: NHPP						
TIP #:	Future Cost: 0 Estimate Total: 700						

* Subject to the approval of the Transportation Improvement Plan by the governing Metropolitan Planning Organization.
 Jun-17-2013 Section 4 - 26 District Southeast



2014-2018 Highway and Bridge Construction Schedule

Transportation Planning

P.O. Box 270
Jefferson City, MO 65102

Construction contingency applied to construction cost in the year the project is awarded. Three percent project growth factor compounded annually is applied to right-of-way and construction costs in program years 2, 3, 4, and 5. No inflation is applied to the Funding From Other Sources (FFOS) or Payments. Engineering includes PE costs, CE costs and R/W incidentals.

	STATE FISCAL YEAR PROJECT BUDGETING					
	Prior Prog.	7/2013-6/2014	7/2014-6/2015	7/2015-6/2016	7/2016-6/2017	7/2017-6/2018
County: Wright Route: US 60 Job No.: 8P2393 Length: 0.46 MPO: N Fund Cat: Major Projects & Emerging Needs Sec Cat: Systems Operations Awd Date: Fall 13 Anticipated Fed Cat: S.T.P. TIP #:	82	148	0	0	0	0
Signal and interchange ramp improvements at Rte. 95 in Mountain Grove. Future Cost: 0 Estimate Total: 1,046 Engineering: R/W: Construction: FFOS: Payments:						
County: Wright Route: US 60 Job No.: 9P3004 Length: 7.25 MPO: N Fund Cat: Taking Care Of System Sec Cat: Thin Lift Overlay Awd Date: 2018 Anticipated Fed Cat: S.T.P. TIP #:	100	1	1	1	100	802
Pavement improvements from the Webster County line to Rte. 95 near Mountain Grove. Future Cost: 0 Estimate Total: 13,823 Engineering: R/W: Construction: FFOS: Payments:						
County: Wright Route: US 60 Job No.: 9P3078 Length: 15.98 MPO: N Fund Cat: Taking Care Of System Sec Cat: Rehab And Reconst Awd Date: 2016 Anticipated Fed Cat: S.T.P. TIP #:	0	1	76	619	0	0
Pavement improvements from Whetstone Creek to Cabool. Future Cost: 0 Estimate Total: 9,021 Engineering: R/W: Construction: FFOS: Payments:						
County: Wright Route: BU 60 Job No.: 9S3014D Length: 6.03 MPO: N Fund Cat: Taking Care Of System Sec Cat: Thin Lift Overlay Awd Date: 2015 Anticipated Fed Cat: S.T.P. TIP #:	0	0	0	0	0	0
Pavement improvements from Rte. 60 west of Mountain Grove to Rte. 60 east of Mountain Grove. Future Cost: 0 Estimate Total: 747 Engineering: R/W: Construction: FFOS: Payments:						
County: Wright Route: MO 95 Job No.: 9S3076 Length: 1.44 MPO: N Fund Cat: Taking Care Of System Sec Cat: Thin Lift Overlay Awd Date: 2016 Anticipated Fed Cat: S.T.P. TIP #:	0	0	0	14	0	0
Pavement improvements from Bus. 60 to Clouse Street in Mountain Grove. Future Cost: 0 Estimate Total: 158 Engineering: R/W: Construction: FFOS: Payments:						



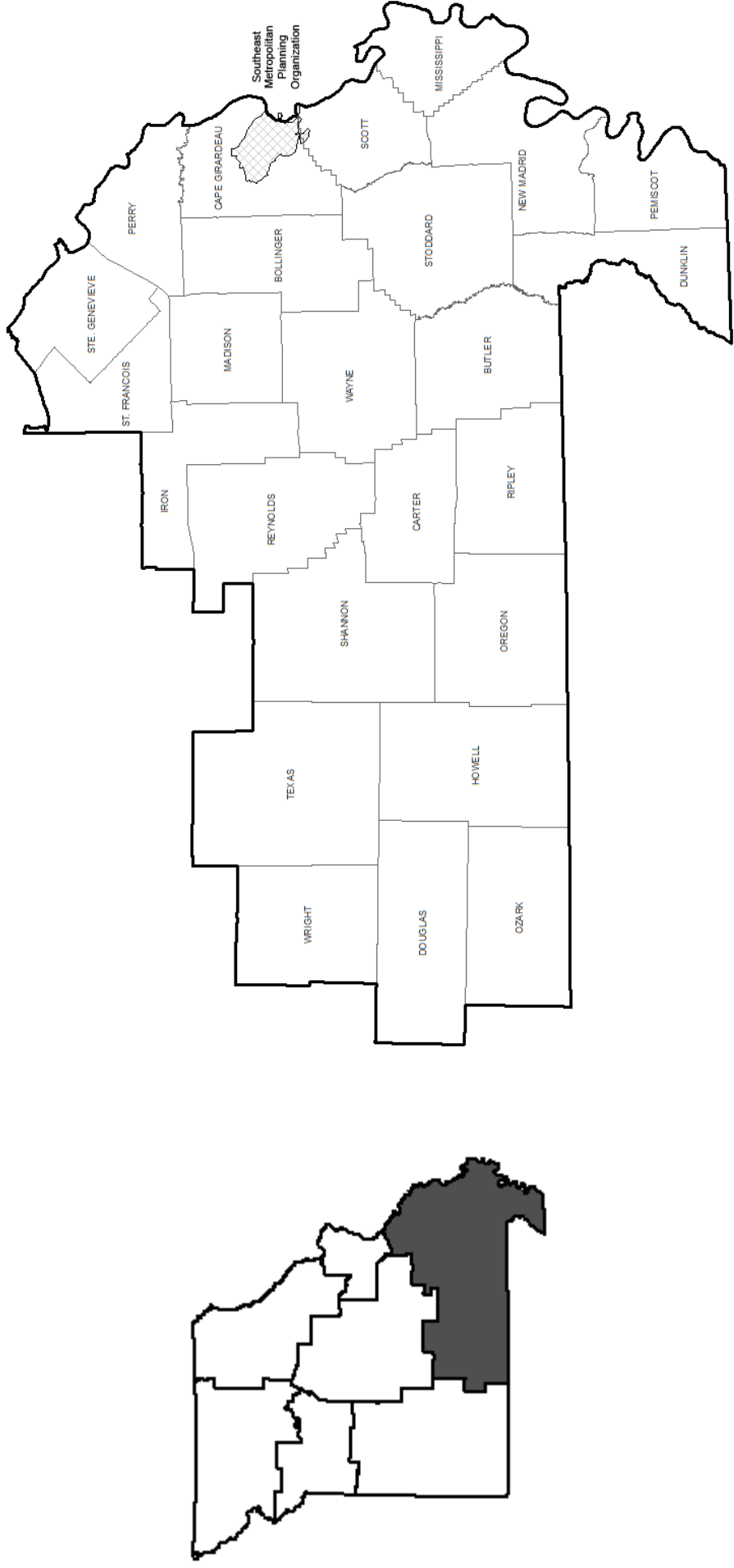
2014-2018 Highway and Bridge Construction Schedule

Construction contingency applied to construction cost in the year the project is awarded.
 Three percent project growth factor compounded annually is applied to right-of-way and construction costs in program years 2, 3, 4, and 5.
 No inflation is applied to the Funding From Other Sources (FFOS) or Payments.
 Engineering includes PE costs, CE costs and R/W incidentals.

STATE FISCAL YEAR PROJECT BUDGETING							
	7/2013- 6/2014	7/2014- 6/2015	7/2015- 6/2016	7/2016- 6/2017	7/2017- 6/2018		
Prior	0	8,465	2,631	1,832	0	0	0
Prog.	4,352	1,351	2,158	10	0	0	0
Total R/W:	4,352	1,351	2,158	10	0	0	0
Total Construction:	0	65,123	81,473	47,163	17,582	19,881	19,881
Paybacks:	0	0	0	0	0	0	0
Sub-Total:	4,352	65,652	82,824	49,321	17,592	19,881	19,881
Total Engineering:	4,303	6,821	6,906	4,428	1,920	1,483	1,483
Grand Total:	8,655	72,473	89,730	53,749	19,512	21,364	21,364
		2014	2015	2016	2017	2018	
State	12,507	16,156	10,212	2,556	4,271		
AC-State	50,551	61,928	27,643	12,207	10,896		
Local	900	715	0	0	0		
Sub-total State	63,958	78,799	37,855	14,763	15,167		
Federal							
Sub-total Federal	8,515	10,931	15,894	4,749	6,197		
Grand Total	72,473	89,730	53,749	19,512	21,364		

Project Count: 135

PAYMENT PROJECTS



MoDOT's Southeast District



2014-2018 Highway and Bridge Construction Schedule

Transportation Planning

P.O. Box 270
Jefferson City, MO 65102

Construction contingency applied to construction cost in the year the project is awarded. Three percent project growth factor compounded annually is applied to right-of-way and construction costs in program years 2, 3, 4, and 5. No inflation is applied to the Funding From Other Sources (FFOS) or Payments. Engineering includes PE costs, CE costs and R/W incidentals.

	STATE FISCAL YEAR PROJECT BUDGETING					
	Prior Prog.	7/2013-6/2014	7/2014-6/2015	7/2015-6/2016	7/2016-6/2017	7/2017-6/2018
County: Butler Route: US 67 Job No.: 0P2273Z Length: 0.50 MPO: N Fund Cat: Major Projects & Emerging Needs Sec Cat: System Expansion TIP #:	0	0	0	0	0	0
Payback from Cost Share/Economic Development program for the acceleration of 0P2273 and 0P2273B interchange and intersection improvements at Oak Grove Road in Poplar Bluff. Fed: 0 State: 4,594 Local: 0 Estimate Total: 4,594						
County: Mississippi Route: IS 57 Job No.: 9I3002 Length: 0.40 MPO: N Fund Cat: Statewide Interstate And Major Bridge Sec Cat: Preventive Maint TIP #:	0	0	0	0	0	0
Payment to IDOT for bridge improvements over Mississippi River at Cairo. Project involves bridge A2000. Fed: 80 State: 20 Local: 0 Estimate Total: 100						
County: St. Francois Route: US 67 Job No.: 0P2289 Length: 0.01 MPO: N Fund Cat: Taking Care Of System Sec Cat: Rehab And Reconst TIP #:	0	0	0	0	0	0
Payment to St. Francois County for bridge replacement from outer road system (Vo-Tech Road) 1 mile north of Bus. 67. Project involves bridge G0843. Fed: 0 State: 400 Local: 0 Estimate Total: 400						
County: Various Route: Various Job No.: 5B0800Y Length: 0.00 MPO: N Fund Cat: Taking Care Of System Sec Cat: Rehab And Reconst TIP #:	0	42	0	0	0	0
Payback beginning in SFY 2008 for Safe and Sound bridges for the Southeast District. Formerly District 9 SAS payments. Funding for right of way in 2009 from contractor. Partially funded by Central District. Fed: 0 State: 8,920 Local: 0 Estimate Total: 14,438						
County: Various Route: Various Job No.: 5B0800Z Length: 0.00 MPO: N Fund Cat: Taking Care Of System Sec Cat: Rehab And Reconst TIP #:	0	42	5,476	1,784	1,784	1,784
Payback for Safe and Sound bridges for the Southeast District. Formerly District 10 SAS payments. Fed: 0 State: 21,090 Local: 0 Estimate Total: 34,144						
County: Various Route: Various Job No.: 5B0800Z Length: 0.00 MPO: N Fund Cat: Taking Care Of System Sec Cat: Rehab And Reconst TIP #:	0	99	0	0	0	0
Payback for Safe and Sound bridges for the Southeast District. Formerly District 10 SAS payments. Fed: 0 State: 50,001 - 75,000 Local: 0 Estimate Total: 124,955						
County: Various Route: Various Job No.: 5B0800Z Length: 0.00 MPO: N Fund Cat: Taking Care Of System Sec Cat: Rehab And Reconst TIP #:	0	99	12,955	4,218	4,218	4,218
Payback for Safe and Sound bridges for the Southeast District. Formerly District 10 SAS payments. Fed: 0 State: 50,001 - 75,000 Local: 0 Estimate Total: 124,955						



2014-2018 Highway and Bridge Construction Schedule

Construction contingency applied to construction cost in the year the project is awarded.
 Three percent project growth factor compounded annually is applied to right-of-way and construction costs in program years 2, 3, 4, and 5.
 No inflation is applied to the Funding From Other Sources (FFOS) or Payments.
 Engineering includes PE costs, CE costs and R/W incidentals.

County: Various Route: Various Job No.: 9P3044 Length: 0.00 Fund Cat: Safety Sec Cat: Safety TIP #:	On-call work zone enforcement at various locations in Southeast District. MPO: N Awd Date: N/A Anticipated Fed Cat: State Future Cost: 0 Estimate Total: 25	Engineering: R/W: Construction: FFOS: Payments:	STATE FISCAL YEAR PROJECT BUDGETING Prior Prog.	7/2013- 6/2014	7/2014- 6/2015	7/2015- 6/2016	7/2016- 6/2017	7/2017- 6/2018
			0	0	0	0	0	0
			0	0	0	0	0	0
			0	0	0	0	0	0
			0	0	0	0	0	0
			0	25	0	0	0	0
			0	25	0	0	0	0



2014-2018 Highway and Bridge Construction Schedule

Transportation Planning

P.O. Box 270
Jefferson City, MO 65102

Construction contingency applied to construction cost in the year the project is awarded.
Three percent project growth factor compounded annually is applied to right-of-way and construction costs in program years 2, 3, 4, and 5.
No inflation is applied to the Funding From Other Sources (FFOS) or Payments.
Engineering includes PE costs, CE costs and R/W incidentals.

STATE FISCAL YEAR PROJECT BUDGETING						
Prior	7/2013- 6/2014	7/2014- 6/2015	7/2015- 6/2016	7/2016- 6/2017	7/2017- 6/2018	
FFOS:	141	0	4,594	0	0	0
Total R/W:	141	0	0	0	0	0
Total Construction:	0	0	0	0	0	0
Paybacks:	18,431	6,427	10,696	6,002	6,002	6,002
Sub-Total:	18,572	6,427	10,696	6,002	6,002	6,002
Total Engineering:	0	0	0	0	0	0
Grand Total:	18,572	6,427	10,696	6,002	6,002	6,002
		2014	2015	2016	2017	2018
State	6,427	10,616	6,002	6,002	6,002	6,002
AC-State	0	0	0	0	0	0
Local	0	0	0	0	0	0
Sub-total State	6,427	10,616	6,002	6,002	6,002	6,002
Federal						
Sub-total Federal	0	80	0	0	0	0
Grand Total	6,427	10,696	6,002	6,002	6,002	6,002

Project Count: 6



2014-2018 Highway and Bridge Construction Schedule

Transportation Planning

P.O. Box 270
Jefferson City, MO 65102

Construction contingency applied to construction cost in the year the project is awarded.
 Three percent inflation compounded annually is applied to right-of-way and construction costs in program years 2, 3, 4, and 5.
 No inflation is applied to the Funding From Other Sources (FFOS) or Payments.
 Engineering includes PE costs, CE costs and R/W incidentals.

STATE FISCAL YEAR PROJECT BUDGETING							
Prior	7/2013-	7/2014-	7/2015-	7/2016-	7/2017-	7/2018-	
Prog.	6/2014	6/2015	6/2016	6/2017	6/2018	6/2018	
FFOS:	141	8,465	7,225	1,832	0	0	
Total R/W:	4,493	529	1,351	2,158	10	0	
Total Construction:	0	65,123	81,473	47,163	17,582	19,881	
Paybacks:	18,431	6,427	10,696	6,002	6,002	6,002	
Sub-Total:	22,924	72,079	93,520	55,323	23,594	25,883	
Total Engineering:	4,303	6,821	6,906	4,428	1,920	1,483	
Grand Total:	27,227	78,900	100,426	59,751	25,514	27,366	
		2014	2015	2016	2017	2018	
State	18,934	26,772	16,214	8,558	10,275		
AC-State	50,551	61,928	27,643	12,207	10,896		
Local	900	715	0	0	0		
Sub-total State	70,385	89,415	43,857	20,765	21,169		
Federal							
Sub-total Federal	8,515	11,011	15,894	4,749	6,197		
Grand Total	78,900	100,426	59,751	25,514	27,366		

Project Count: 141

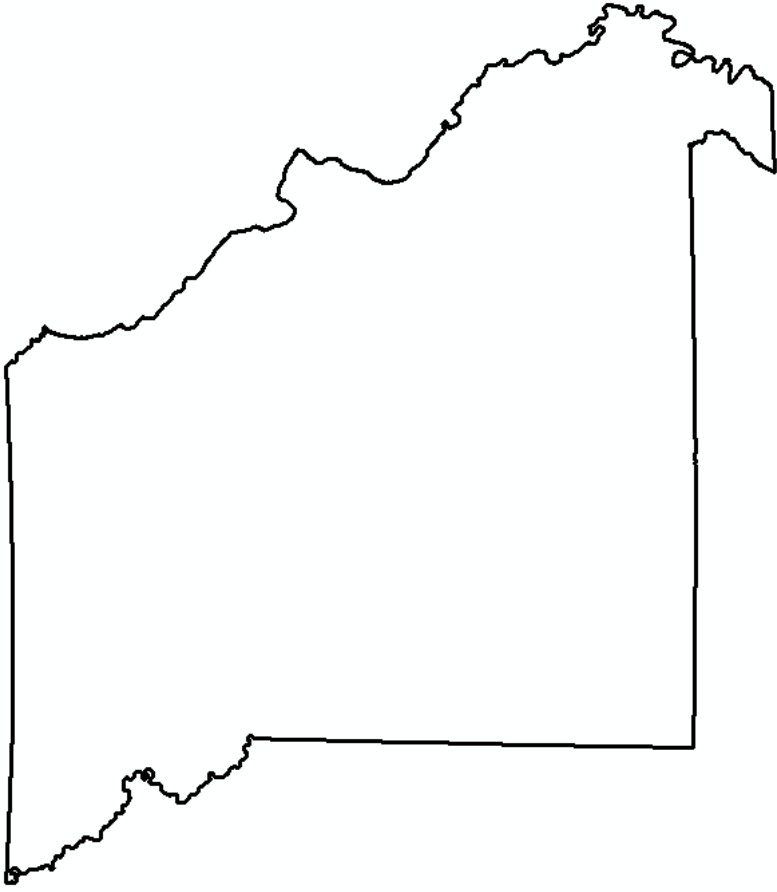
* Subject to the approval of the Transportation Improvement Plan by the governing Metropolitan Planning Organization.

Jun-17-2013

Section 4 - 1

Dollars in Thousands

STATEWIDE



MoDOT's Statewide Projects



2014-2018 Highway and Bridge Construction Schedule

Transportation Planning

P.O. Box 270
Jefferson City, MO 65102

Construction contingency applied to construction cost in the year the project is awarded. Three percent project growth factor compounded annually is applied to right-of-way and construction costs in program years 2, 3, 4, and 5. No inflation is applied to the Funding From Other Sources (FFOS) or Payments. Engineering includes PE costs, CE costs and R/W incidentals.

	STATE FISCAL YEAR PROJECT BUDGETING					
	Prior Prog.	7/2013-6/2014	7/2014-6/2015	7/2015-6/2016	7/2016-6/2017	7/2017-6/2018
Job Order Contracting for pavement repair on various interstate routes statewide. County: Various Route: Various Job No.: 013000 Length: 0.00 MPO: N Fund Cat: Statewide Interstate And Major Bridge AC-State: 8,361 State: 929 Local: 0 Sec Cat: Preventive Maint Awd Date: 2015 Anticipated Fed Cat: NHPP Future Cost: 0 Estimate Total: 9,290	0	0	1,307	0	0	0
Engineering:						
R/W:						
Construction:			7,983			
FFOS:						
Payments:						
Job Order Contracting for pavement repair on various interstate routes statewide. County: Various Route: Various Job No.: 013000B Length: 0.00 MPO: N Fund Cat: Statewide Interstate And Major Bridge AC-State: 8,576 State: 953 Local: 0 Sec Cat: Preventive Maint Awd Date: 2016 Anticipated Fed Cat: NHPP Future Cost: 0 Estimate Total: 9,529	0	0	0	1,307	0	0
Engineering:						
R/W:						
Construction:				8,222		
FFOS:						
Payments:						
Improvements at various statewide locations. Cost Share/Economic Development funds. County: Various Route: Various Job No.: 0P3004 Length: 0.00 MPO: N Fund Cat: Major Projects & Emerging Needs Fed: 22,834 State: 5,708 Local: 0 Sec Cat: System Expansion Awd Date: 2014 Anticipated Fed Cat: S.T.P. Future Cost: 0 Estimate Total: 28,542	0	5,475	0	0	0	0
Engineering:						
R/W:						
Construction:			23,067			
FFOS:						
Payments:						
Improvements at various statewide locations. Cost Share/Economic Development funds. County: Various Route: Various Job No.: 0P3004B Length: 0.00 MPO: N Fund Cat: Major Projects & Emerging Needs AC-State: 6,120 State: 1,529 Local: 0 Sec Cat: System Expansion Awd Date: 2015 Anticipated Fed Cat: S.T.P. Future Cost: 0 Estimate Total: 7,649	0	0	1,397	0	0	0
Engineering:						
R/W:						
Construction:				6,252		
FFOS:						
Payments:						
Improvements at various statewide locations. Cost Share/Economic Development funds. County: Various Route: Various Job No.: 0P3004C Length: 0.00 MPO: N Fund Cat: Major Projects & Emerging Needs AC-State: 35,565 State: 8,891 Local: 0 Sec Cat: System Expansion Awd Date: 2016 Anticipated Fed Cat: S.T.P. Future Cost: 0 Estimate Total: 44,456	0	0	0	8,017	0	0
Engineering:						
R/W:						
Construction:						
FFOS:				36,439		
Payments:						



2014-2018 Highway and Bridge Construction Schedule

Construction contingency applied to construction cost in the year the project is awarded.
 Three percent project growth factor compounded annually is applied to right-of-way and construction costs in program years 2, 3, 4, and 5.
 No inflation is applied to the Funding From Other Sources (FFOS) or Payments.
 Engineering includes PE costs, CE costs and R/W incidentals.

		STATE FISCAL YEAR PROJECT BUDGETING					
		Prior Prog.	7/2013-6/2014	7/2014-6/2015	7/2015-6/2016	7/2016-6/2017	7/2017-6/2018
County: Various	Improvements at various statewide locations. Cost Share/Economic Development funds.	0	0	0	0	10,147	0
Route: Various							
Job No.: 0P3004D							
Length: 0.00	MPO: N						
Fund Cat: Major Projects & Emerging Needs	AC-State: 45,015 State: 11,253 Local: 0						
Sec Cat: System Expansion	Awd Date: 2017 Anticipated Fed Cat: S.T.P.						
TIP #:	Future Cost: 0 Estimate Total: 56,268						
County: Various	Improvements at various statewide locations. Cost Share/Economic Development funds.	0	0	0	0	0	9,900
Route: Various							
Job No.: 0P3004E							
Length: 0.00	MPO: N						
Fund Cat: Major Projects & Emerging Needs	AC-State: 43,920 State: 10,980 Local: 0						
Sec Cat: System Expansion	Awd Date: 2018 Anticipated Fed Cat: S.T.P.						
TIP #:	Future Cost: 0 Estimate Total: 54,900						
County: Various	Enhancement projects at various statewide locations. Statewide Enhancement Program funds.	0	0	340	0	0	0
Route: Various							
Job No.: 0P3010							
Length: 0.00	MPO: N						
Fund Cat: Major Projects & Emerging Needs	Fed: 4,272 State: 1,068 Local: 0						
Sec Cat: Enhancements	Awd Date: 2015 Anticipated Fed Cat: S.T.P.						
TIP #:	Future Cost: 0 Estimate Total: 5,340						
County: Various	Enhancement projects at various statewide locations. Statewide Enhancement Program funds.	0	0	0	330	0	0
Route: Various							
Job No.: 0P3011							
Length: 0.00	MPO: N						
Fund Cat: Major Projects & Emerging Needs	Fed: 4,264 State: 1,066 Local: 0						
Sec Cat: Enhancements	Awd Date: 2016 Anticipated Fed Cat: S.T.P.						
TIP #:	Future Cost: 0 Estimate Total: 5,330						



2014-2018 Highway and Bridge Construction Schedule

Transportation Planning

P.O. Box 270
Jefferson City, MO 65102

Construction contingency applied to construction cost in the year the project is awarded.
Three percent project growth factor compounded annually is applied to right-of-way and construction costs in program years 2, 3, 4, and 5.
No inflation is applied to the Funding From Other Sources (FFOS) or Payments.
Engineering includes PE costs, CE costs and R/W incidentals.

STATE FISCAL YEAR PROJECT BUDGETING							
Prior	7/2013- 6/2014	7/2014- 6/2015	7/2015- 6/2016	7/2016- 6/2017	7/2017- 6/2018		
Prog.	0	23,067	11,252	41,439	46,121	45,000	
FFOS:	0	0	0	0	0	0	
Total R/W:	0	23,067	19,235	49,661	46,121	45,000	
Total Construction:	0	23,067	19,235	49,661	46,121	45,000	
Paybacks:	0	0	0	0	0	0	
Sub-Total:	0	23,067	19,235	49,661	46,121	45,000	
Total Engineering:	0	5,475	3,044	9,654	10,147	9,900	
Grand Total:	0	28,542	22,279	59,315	56,268	54,900	
		2014	2015	2016	2017	2018	
State	5,708	3,526	10,910	11,253	10,980		
AC-State	0	14,481	44,141	45,015	43,920		
Local	0	0	0	0	0		
Sub-total State	5,708	18,007	55,051	56,268	54,900		
Federal							
Sub-total Federal	22,834	4,272	4,264	0	0		
Grand Total	28,542	22,279	59,315	56,268	54,900		

Project Count: 9

Other Transportation Modes RSMo 21.795.2(3)

Introduction

The information in this section is in accordance with the highlighted portion in the following section of the reporting statute. *“(3) The proposed allocation and expenditure of moneys and the proposed work plan for the current fiscal year, at least the next four years, and for any period of time expressed in any public transportation plan approved by either the general assembly or by the voters of Missouri. This proposed allocation and expenditure of money shall include the amounts of proposed allocation and expenditure of moneys in each of the categories listed in subdivision (1) of this subsection; ...” Section 21.795.2(3), RSMo (A.L. 2009 HB 795) (emphasis added).*

It’s not just about highways and bridges anymore! The 2014-2018 Statewide Transportation Improvement Program for MoDOT incorporates data on aviation, rail, water, and transit modes. With these measures the STIP provides a complete image of transportation programs administered by MoDOT. However, unlike highways, MoDOT does not own or operate any non-highway transportation facility. This requires in-depth coordination with local officials, normally a city or county government. The STIP is included in the first part of section 3 to implement the requirements of RSMo 21.795.2(3).

During fiscal year 2013, \$82.1 million in capital, maintenance, and operating assistance was administered by MoDOT to aviation, rail, water, and transit facilities. The funding sources came from a variety of federal and state government entities. This amount does not include local funding because it rarely passes through MoDOT. In addition, the local amount shown on the attached overview sheet reflects only that of the local match, which is required for federal/state grants. The overview does not mirror that of the total local amount expended, as it is usually significantly higher.

During FY 2013, 44 highway/rail crossings were equipped or upgraded with motorist warning systems and 4 crossings were closed.

Improvements include \$7.9 million for the state’s share of Amtrak funding for operations and railroad station upgrades. Waterways funding included \$808,000 for operating and capital grants to 15 public port authorities, one port commission, and assistance for two river ferry systems.

Just over \$23 million in state and federal aviation funding was provided to develop and preserve Missouri’s system of 109 general aviation airports. The Federal Aviation Administration administers funding and works directly with commercial passenger airports such as Lambert Airport in St. Louis. MoDOT completed seven airfield capital improvement projects while two airfield pavement maintenance projects were fulfilled and four planned. Additionally, funds were provided to help operate three air traffic control towers.

MoDOT procured 17 new vehicles for rural and urban public transportation providers. Nearly \$561,000 in state transit operating assistance supported more than 62 million passenger trips

statewide. State aid was made available to 170 non-profit transportation providers and specialized organizations serving the elderly or disabled.

Multimodal Operations is the only area of MoDOT that administers programs funded with state general revenue. This funding has been uncertain and not a reliable source of funds to keep up with the pace of needs. There has been little increase in federal funding for rural transit and aviation programs. Significant improvement depends on establishing a more substantial, dependable, and consistent source of funding for the other modes.

OVERVIEW OF MULTIMODAL OPERATIONS PROGRAM EXPENDITURES
FY 2013 Cash Expenditures

	FEDERAL (\$)	STATE			ROAD (\$)	LOCAL (\$)	TOTAL (\$)
		Aviation Trust Fund (\$)	State Transportation Fund (\$)	General Revenue (\$)			
AVIATION							
FAA State Block Grant	17,775,397				1,975,044	19,750,441	
FAA System Plan	100,756	11,195				111,951	
Small Community Air Service Develop Prog	151,357	38,920			4,324	194,601	
State Airport Capital Improvement/Maintenance		5,041,857			560,206	5,602,063	
RAILROADS							
Passenger Rail				7,900,000		7,900,000	
High-speed Rail Corridor	95,705					95,705	
High-speed Rail Corridor (ARRA)	13,490,956					13,490,956	
Hwy. /Railroad Safety Funds	3,043,715					3,043,715	
Grade Crossing Safety					1,353,382	1,353,382	
Transit							
FTA-Section 5303	6,570,440				1,642,610	8,213,050	
FTA-Section 5309	4,104,838				1,026,209	5,131,047	
FTA-Section 5310	3,106,081				776,520	3,882,601	
FTA-Section 5311	11,474,893				11,159,404	22,634,297	
FTA-Section 5311-ARRA	1,611,300					1,611,300	
FTA-Section 5316	1,749,473				1,749,473	3,498,947	
FTA-Section 5317	687,483				687,483	1,374,967	
State Operating Assistance			560,875			560,875	
Missouri Elderly and Handicapped Transportation Assistance Program			1,274,478	1,158,305		2,432,783	
Waterways							
Administrative Port Program			375,332			375,332	
Capital Improvement Program				242,500		242,500	
Ferryboat Program					176,000	176,000	
Maritime Agreement	14,893					14,893	
TOTAL	63,977,287	5,091,972	2,210,685	9,300,805	1,353,382	101,691,406	

Multimodal Operations

The Multimodal Operations Division performs statewide planning; grant administration, and technical assistance, in the areas of aviation, railroads, transit, freight development and waterways. In addition, MoDOT does have regulatory responsibility over railroads.

This section begins with an estimated financial summary for the next five state fiscal years. Financial information for fiscal year 2014 is based on the best available information. Changes in any fiscal year may occur depending on the availability of state, federal or local funds; federal or state laws and regulations; local goals and objectives; or unforeseen changes in planning variables.

Program descriptions, funding priorities and associated projects are described within the appropriate modal area of responsibility. The programs and projects identified in this section are based on the best information available at the time of printing.

Multimodal Operations Estimated Financial Summary – FY 2014-2018

		STATE FISCAL YEAR PROJECT BUDGETING				
		7/2013- 6/2014	7/2014- 6/2015	7/2015- 6/2016	7/2016- 6/2017	7/2017- 6/2018
STAR Fund	State Cost Total	500,000 500,000	500,000 500,000	500,000 500,000	500,000 500,000	500,000 500,000
Aviation Program	Federal Cost State Cost Total	31,936,300 7,790,000 39,726,300	26,304,800 4,638,950 30,943,750	25,167,800 6,288,200 31,456,000	24,549,800 6,509,600 31,059,400	22,871,360 7,365,500 30,236,860
Railroad Program State Supported Passenger Rail Service	State Cost Total	8,500,000 8,500,000	8,600,000 8,600,000	8,800,000 8,800,000	8,800,000 8,800,000	8,800,000 8,800,000
Railroad Program Amtrak Advertising	State Cost Total	125,000 125,000	125,000 125,000	125,000 125,000	125,000 125,000	125,000 125,000
Railroad Program Station Improvements	State Cost Total	25,000 25,000	25,000 25,000	25,000 25,000	25,000 25,000	25,000 25,000
Railroad Program Rail Crossing Safety Program	State Cost Federal Cost Total	4,122,571 16,490,286 20,612,857	3,380,000 13,520,000 16,900,000	590,000 2,360,000 2,950,000	70,000 1,280,000 1,350,000	70,000 1,280,000 1,350,000
Railroad Program Grade Separation Projects In Scoping and Design	State Cost Federal Cost Total	1,840,000 7,360,000 9,200,000	600,000 2,400,000 3,000,000	600,000 2,400,000 3,000,000	600,000 2,400,000 3,000,000	600,000 2,400,000 3,000,000
Railroad Program High Speed Rail Grade Crossing Improvements (ARRA)	Federal Cost Total:	2,945,000 2,945,000	0 0	0 0	0 0	0 0
Railroad Program High Speed Rail Equipment Procurement (ARRA)	Federal Cost Total:	0 0	50,000,000 50,000,000	0 0	0 0	0 0
Transit Program – FTA Section 5303 and 5305	Federal Cost Total	1,600,000 1,600,000	1,600,000 1,600,000	1,600,000 1,600,000	1,600,000 1,600,000	1,600,000 1,600,000
Transit Program – FTA Section 5304	Federal Cost Total	320,000 320,000	320,000 320,000	320,000 320,000	320,000 320,000	320,000 320,000
Transit Program – FTA Section 5307	Federal Cost State Cost Total	60,900,000 400,000 61,300,000	60,900,000 400,000 61,300,000	60,900,000 400,000 61,300,000	60,900,000 400,000 61,300,000	60,900,000 400,000 61,300,000

		STATE FISCAL YEAR PROJECT BUDGETING				
		7/2013- 6/2014	7/2014- 6/2015	7/2015- 6/2016	7/2016- 6/2017	7/2017- 6/2018
Transit Program – FTA Section 5309	Federal Cost Total	13,200,000 13,200,000	6,400,000 6,400,000	2,000,000 2,000,000	0 0	0 0
Transit Program – FTA Section 5310	Federal Cost Total	5,500,000 5,500,000	2,850,000 2,850,000	2,850,000 2,850,000	2,850,000 2,850,000	2,850,000 2,850,000
Transit Program – FTA Section 5311	Federal Cost State Cost Total	17,000,000 100,000 17,100,000	17,000,000 100,000 17,100,000	17,000,000 100,000 17,100,000	17,000,000 100,000 17,100,000	17,000,000 100,000 17,100,000
Transit Program – FTA Section 5311 (b)	Federal Cost Total	225,000 225,000	225,000 225,000	225,000 225,000	225,000 225,000	225,000 225,000
Transit Program – FTA Section 5316	Federal Cost Total	1,000,000 1,000,000	1,000,000 1,000,000	0 0	0 0	0 0
Transit Program – FTA Section 5317	Federal Cost Total	600,000 600,000	600,000 600,000	0 0	0 0	0 0
Transit Program – FTA Section 5317	Federal Cost State Cost Total	900,000 225,000 1,125,000	900,000 225,000 1,125,000	900,000 225,000 1,125,000	900,000 225,000 1,125,000	900,000 225,000 1,125,000
Transit Program – FTA Section 5339	Federal Cost Total	2,000,000 2,000,000	2,000,000 2,000,000	2,000,000 2,000,000	2,000,000 2,000,000	2,000,000 2,000,000
Transit Program MEHTAP	State Cost Total	2,500,000 2,500,000	2,500,000 2,500,000	2,500,000 2,500,000	2,500,000 2,500,000	2,500,000 2,500,000
Waterways Program Administrative Port	State Cost Total	375,000 375,000	375,000 375,000	375,000 375,000	375,000 375,000	375,000 375,000
Waterways Program Capital Improvement Port	State Cost Total	3,000,000 3,000,000	3,000,000 3,000,000	3,000,000 3,000,000	2,500,000 2,500,000	2,000,000 2,000,000
Waterways Program Ferryboat Operating Assistance	State Cost Total	176,000 176,000	180,000 180,000	180,000 180,000	188,000 188,000	188,000 188,000
Freight Enhancement Program	State Cost Total	850,000 850,000	0 0	0 0	0 0	0 0

STATE FISCAL YEAR PROJECT BUDGETING					
	7/2013- 6/2014	7/2014- 6/2015	7/2015- 6/2016	7/2016- 6/2017	7/2017- 6/2018
TOTAL					
Federal Total	161,976,586	186,019,800	117,722,800	114,024,800	112,346,360
State Total	30,528,571	24,648,950	23,708,200	22,917,600	23,273,500
Total	192,505,157	210,668,750	141,431,000	136,942,400	135,619,860

STATE FISCAL YEAR PROJECT BUDGETING					
Illustrative Only – Project Funding Unsecured	7/2013- 6/2014	7/2014- 6/2015	7/2015- 6/2016	7/2016- 6/2017	7/2017- 6/2018
Railroad Program	2,000,000	2,000,000	2,000,000	2,000,000	2,000,000
High Speed Rail Corridor Planning (Illustrative Only)	2,000,000	2,000,000	2,000,000	2,000,000	2,000,000
Railroad Program	291,000,000	0	0	0	0
High Speed Rail Improvements (Illustrative Only)	291,000,000	0	0	0	0
TOTAL	293,000,000	2,000,000	2,000,000	2,000,000	2,000,000
Federal Total	293,000,000	2,000,000	2,000,000	2,000,000	2,000,000
State Total	0	0	0	0	0
Total	293,000,000	2,000,000	2,000,000	2,000,000	2,000,000

State Transportation Assistance Revolving Fund

In 1996, Senate Bill 780 established the State Transportation Assistance Revolving Fund, and an initial appropriation of \$2.5 million was made in 1997. Provisions are contained in state statute 226.191. The Missouri Highways and Transportation Commission administers the fund, which assists political subdivisions or not-for-profit organizations in the development of non-highway related transportation facilities. This includes aviation, rail, water, freight or mass transit facilities. Funds cannot be used for operating expenses or for the construction or maintenance of state highways. The following are the specific eligibility requirements:

- The planning, acquisition, development and construction of facilities for transportation by air, water, rail, freight or mass transit;
- The purchase of vehicles for the transportation of elderly or handicapped persons; or
- The purchase of rolling stock for transit purposes.

Applications are received at any time; however, they are reviewed twice a year on March 1 and September 1. Loans are awarded based on the type of project, the benefit to the public, the financial viability and the local sponsor's willingness and ability to complete the project. Loan repayments and any interest earned go back into the fund for additional transportation projects. Since its inception, this program has been primarily used to help local public airports finance improvements not eligible for federal or state grant programs. This includes a number of T-hangar, terminal building and fuel facility projects. The program also assisted in financing a multimodal facility in St. Louis to bring together passenger rail, MetroLink and public transit modes.

Aviation

Grant Program Funding - Aviation grant programs assist eligible sponsors in the planning, purchase, construction, maintenance and improvement of airports.

Federal funding is appropriated by the U.S. Congress through the Federal Airport Improvement Program and provides up to 90 percent of eligible project costs. Missouri is one of ten states currently participating in the State Block Grant Program under which MoDOT administers federal aviation funding to general aviation airports. The FAA programs and administers federal funding to the larger airports with commercial passenger service over 10,000 annual passenger enplanements.

There is a significant amount of uncertainty associated with federal aviation funding. Notification of the amount to be received and the actual transfer of funds often do not occur until several months into the federal fiscal year. Also, programs such as the non-primary airport entitlement program can significantly impact funding available for MoDOT programming, but it is only implemented if Congress appropriates funding above a threshold level. There are currently 70 airports participating in this entitlement program. Eligible airports may receive federal funding of up to \$150,000 annually. MoDOT is basically a pass-through agency for the non-primary airport entitlement program. Current federal legislation for the extension of the non-primary entitlement program expires in 2016. There are also opportunities for additional federal funding through discretionary grants. MoDOT staff will continue to aggressively pursue this additional funding whenever possible.

State funding comes from the State Aviation Trust Fund, which derives its revenue from a portion of the state sales tax on jet fuel and a 9-cent per gallon tax on aviation gasoline. On state/local projects, the state can provide up to 90 percent of eligible project costs. The state can also provide up to 50 percent of the local share on federally funded projects. Safety-related equipment and services do not require cost sharing.

Project Priorities - The primary sources for prioritizing airport projects are the FAA National Plan of Integrated Airport Systems, MoDOT State Airport System Plan, and coordination with East-West Gateway Council of Governments and Mid-America Regional Council. The National Plan of Integrated Airport Systems establishes basic criteria for airports to be eligible for federal aviation funds. The State Airport System Plan is a working document updated regularly to reflect current activity levels and changes to airport facilities and air navigation aids.

Project applications are reviewed and funds are distributed based on an established priority system that considers items such as the number of based aircraft, activity levels and the type of project requested. Other factors considered are the political subdivision's willingness and ability to complete the project, commitment of local matching funds, prior maintenance and support of the airport, and aviation staff knowledge of airport needs. While this part is subjective, it is based upon facts and experience.

**MISSOURI STATEWIDE TRANSPORTATION PROGRAM FY 2014-2018
AVIATION PROGRAM**

LOCATION	MoDOT DISTRICT	PROJECT DESCRIPTION	7/2013-6/2014	7/2014-6/2015	7/2015-6/2016	7/2016-6/2017	7/2017-6/2018
Aurota	SW	Construct new terminal apron with t-hangar taxilanes	1,050,000				
Boonville	CD	Construct partial parallel taxiway	600,000				
Boonville	CD	Construct runway 18 and parallel taxiway extension				1,500,000	
Brookfield/Marceline	NW	Runway Extension	2,200,000				
Buffalo	SW	Pavement Maintenance	135,000				
Butler	SW	Land acquisition				260,000	
Butler	SW	AWOS				300,000	
Camdenton	CD	Taxilane reconstruction		370,000			
Camdenton	CD	Land acquisition for partial parallel taxiway	600,000				
Camdenton	CD	Land acquisition for runway extension		450,000			
Camdenton	CD	Grading for Runway Extension/Parallel taxiway			4,000,000		
Camdenton	CD	Extend Runway 15/33 1000' & Complete Parallel Taxiway				2,240,000	
Cape Girardeau	SE	Operate air traffic control tower	167,000	167,000	167,000	167,000	167,000
Cape Girardeau	SE	Construct air rescue fire-fighting (ARFF) access road					750,000
Cape Girardeau	SE	Acquire snow removal equipment		350,000			
Cape Girardeau	SE	Construct T-hangar taxi lanes			400,000		
Cape Girardeau	SE	Acquire air rescue fire-fighting (ARFF) vehicle	500,000				
Carrollton	NW	Pavement Maintenance	367,000				
Caruthersville	SE	Partial Parallel Taxiway				600,000	
Caruthersville	SE	Construct hangar taxilanes			300,000		
Columbia	CD	Apron and taxilane rehabilitation		350,000			
Cuba	CD	Land acquisition		500,000			

**MISSOURI STATEWIDE TRANSPORTATION PROGRAM FY 2014-2018
AVIATION PROGRAM**

LOCATION	MoDOT DISTRICT	PROJECT DESCRIPTION	7/2013-6/2014	7/2014-6/2015	7/2015-6/2016	7/2016-6/2017	7/2017-6/2018
Cuba	CD	Reconstruct Apron			800,000		
Doniphan	SE	Airport layout plan				70,000	
Excelsior Springs	KC	Runway pavement maintenance	300,000				
Farmington	SE	Acquire land for runway extension		1,300,000			
Farmington	SE	Extend Runway 2 to 5,000'			2,400,000		
Fredericktown	SE	Runway pavement maintenance	900,000				
Fullton	CD	Widen Runway 6/24					1,000,000
Hermann	NE	Pavement Maintenance	150,000				
Jefferson City	CD	Operate air traffic control tower	100,000	100,000	100,000	100,000	100,000
Jefferson City	CD	Construct taxiway B		3,340,000			
Jefferson City	CD	Reconstruct Rwy 12/30, Replace 12/30 and 9/27 Lighting	4,900,000				
Jefferson City	CD	Acquire snow removal equipment		187,500			
Joplin	SW	Operate air traffic control tower	40,000	40,000	40,000	40,000	40,000
Joplin	SW	Rehabilitate apron	500,000				
Kennett	SE	Install AWOS	300,000				
Kirksville	NE	Apron rehabilitation		1,200,000			
Kirksville	NE	Upgrade runway lights (HIRL)	600,000				
Kirksville	NE	Rehabilitate Runway 18/36				3,000,000	
Lebanon	SW	Runway Pavement Rehabilitation and Lighting					2,300,000
Lee's Summit	KC	Land Acquisition for runway extension	4,325,000				
Lee's Summit	KC	Grade runway extension and widening		6,600,000			
Lee's Summit	KC	Pavement for Runway Extension/Parallel Taxiway			8,600,000		

**MISSOURI STATEWIDE TRANSPORTATION PROGRAM FY 2014-2018
AVIATION PROGRAM**

LOCATION	MoDOT DISTRICT	PROJECT DESCRIPTION	7/2013-6/2014	7/2014-6/2015	7/2015-6/2016	7/2016-6/2017	7/2017-6/2018
Lee's Summit	KC	Grade North Safety Area				1,000,000	
Lewis County	NE	AWOS		300,000			
Malden	SE	Install runway 18/36 REILs, PAPIs and rehab edge lights					720,000
Maryville	NW	Pavement maintenance			500,000		
Memphis	NE	Expand apron; Construct taxilanes				500,000	
Moberly	NE	Runway 5/23 pavement rehabilitation				1,056,000	
Monett	SW	AWOS			300,000		
Monett	SW	Land Acquisition for Runway Extension		1,800,000			
Mosby	KC	Pavement maintenance			400,000		
Mosby	KC	Reconstruct T-hangar taxilanes			1,100,000		
Mosby	KC	Construct T-hangar taxilanes					520,000
Mount Vernon	SW	Airport layout plan		60,000			
Mountain View	SE	Rehab runway, Taxiway, and Apron		1,100,000			
New Madrid County	SE	Acquire land and obstruction removal for runway extension				300,000	
New Madrid County	SE	Extend runway and construct partial parallel taxiway					1,200,000
Osage Beach	CD	Land acquisition		\$500,000			
Perryville	SE	AWOS				300,000	
Poplar Bluff	SE	Replace Runway and Taxiway Lighting System, PAPI's		400,000			
Rolla	CD	Pavement maintenance					880,000
Rolla	CD	Construct hangar taxilanes				360,000	
Salem	SE	Land acquisition and obstruction removal			400,000		
Sedalia	KC	Reconstruct runway 18/36	5,000,000				

**MISSOURI STATEWIDE TRANSPORTATION PROGRAM FY 2014-2018
AVIATION PROGRAM**

LOCATION	MoDOT DISTRICT	PROJECT DESCRIPTION	7/2013-6/2014	7/2014-6/2015	7/2015-6/2016	7/2016-6/2017	7/2017-6/2018
Sikeston	SE	Apron expansion				800,000	
Spirit of St. Louis	SL	Land acquisition	1,500,000				
Spirit of St. Louis	SL	Land acquisition		2,000,000			
Spirit of St. Louis	SL	Land acquisition				1,500,000	
Spirit of St. Louis	SL	Construct Taxiway C/D; Realign Taxiway Z					1,858,400
Springfield/Bran Nat'l	SW	General aviation apron – Phase 1				5,000,000	
Springfield/Bran Nat'l	SW	General aviation apron – Phase 2					5,000,000
St. Joseph	NW	Master Plan Update		350,000			
St. Joseph	NW	Taxiway rehab & apron				1,400,000	
St. Joseph	NW	Runway 13/31 Reconstruction					1,750,000
St. Joseph	NW	Airport perimeter fencing				880,000	
St. Louis – Creve Coeur	SL	Rehab Runway 16/34 and Taxiway			660,000		
St. Louis-Lambert	SL	Apron reconstruction					5,000,000
Statewide		Aircraft rescue fire-fighting (ARFF) training	50,000	50,000	50,000	50,000	50,000
Statewide		Update State System Plan Study	400,000				
Statewide		Operate air traffic control towers	333,000				
Statewide		Pavement Condition Index (PCI) Study	312,000	312,000	312,000	312,000	312,000
Statewide		5010 airport inspections	53,000	53,000	53,000	53,000	53,000
Statewide		Automated weather observing system ongoing maintenance	75,000	75,000	75,000	75,000	75,000
Statewide		Non-primary airport entitlement program	9,450,000	9,000,000	9,750,000	9,900,000	9,750,000
Statewide		Scoping and design	500,000	500,000	500,000	500,000	500,000
Steele	SE	Runway Pavement Maintenance	110,000				

**MISSOURI STATEWIDE TRANSPORTATION PROGRAM FY 2014-2018
AVIATION PROGRAM**

LOCATION	MoDOT DISTRICT	PROJECT DESCRIPTION	7/2013-6/2014	7/2014-6/2015	7/2015-6/2016	7/2016-6/2017	7/2017-6/2018
Stockton	SW	Rehab Runway Lighting			250,000		
Stockton	SW	Runway safety area grading					400,000
Sullivan	SL	Acquire land for runway protection zone			2,500,000		
Sullivan	SL	Pavement maintenance				200,000	
Taney County	SW	Rehabilitate runway lights	480,000				
Tarkio	NW	Pavement maintenance			200,000		
Tarkio	NW	Land acquisition & obstruction removal				175,000	
Thayer	SE	Runway Pavement Maintenance				125,000	
Versailles	CD	Pavement Maintenance	380,000				
Warrensburg	KC	Construct Phase II Apron Improvements		550,000			
Warrensburg	KC	Runway 13/31 pavement maintenance				350,000	
Washington Regional	NE	Land acquisition and obstruction removal				620,000	
Washington County	CD	Master Plan and Airport layout plan updates	300,000				
Waynesville	CD	Parallel taxiway to Rwy 14/32 – Design and Phase 1 Construction	2,400,000				
Waynesville	CD	Parallel taxiway to Rwy 14/32 – Phase 2 Construction	2,600,000				
Waynesville	CD	Parallel taxiway to Rwy 14/32 – Phase 3 Construction		1,100,000			
West Plains	SE	Perimeter fencing					577,000
West Plains	SE	Runway pavement maintenance		700,000			
TOTAL			42,727,000	35,420,167	34,722,667	34,448,667	33,868,067

Railroads

Missouri is located in the central corridors of the nation's railroad transportation system, with St. Louis and Kansas City being the second and third largest rail hubs in the nation, behind only Chicago, IL. Approximately 60 percent of the freight products entering Missouri, both raw materials and finished products, are moved into Missouri on the rail system. The rail system is also critical to the nation's passenger rail transportation and Missouri's passenger service between St. Louis and Kansas City.

The MoDOT Multimodal Division administers the state's railroad program. This program includes freight rail regulation, passenger rail, light rail safety regulation, highway/rail crossing safety, rail/highway construction, and railroad safety inspection and outreach.

Passenger Rail - Two round-trips per day are currently provided between St. Louis and Kansas City (*Missouri River Runner*), with stops in Kirkwood, Washington, Hermann, Jefferson City, Sedalia, Warrensburg, Lee's Summit and Independence. In FY 12, service was provided to more than 192,000 passengers. There is not a dedicated funding source for passenger rail. Passenger rail is subject to legislative general revenue appropriation each year.

The passenger rail route is owned and maintained by Union Pacific Railroad. MoDOT, Union Pacific Railroad, and Amtrak have focused recent attention on improving passenger train on-time performance through improved coordination, efficient dispatching, bottleneck removal and capacity enhancements.

Missouri secured nearly \$50 million in Federal Railroad Administration funding to improve passenger rail services. These funds have leveraged nearly \$20 million in private investment. Projects funded target improvements in on-time performance and travel time reduction. Notable projects are a new Osage River Bridge, a universal crossover near Kirkwood, a third main line in St. Louis Terminal Railroad, a new approach to Merchant's Bridge, and upgrade 15 crossings. Projects are located along the state sponsored passenger rail line from St. Louis to Kansas City.

Missouri has also secured funding from the Federal Railroad Administration to purchase new train sets. Missouri was part of a multi-state competitive grant application to procure new train sets for Midwest passenger rail services. The four states will share the awarded \$268 million to buy new passenger cars and locomotives.

Highway/Rail Crossing Safety Program - There are approximately 3,800 public highway/rail crossings in Missouri. These crossings are evaluated and ranked annually according to a hazard exposure index which considers train traffic and speed, vehicle traffic and speed, crossing accident history, and sight distance. Each year, there are approximately \$6 million of FHWA Surface Transportation Program Safety Funds, and approximately \$1.2 million state funds from the state Grade Crossing Safety Account available to address safety issues at these crossings. The Grade Crossing Safety Account funds are created from a state motor vehicle licensing fee. On the average, highway/rail crossing projects cost \$200,000 - \$250,000, resulting in improvement to approximately 30 to 35 crossings per year. Project improvements typically include the installation of railroad crossing signal devices, and may vary in scope and completion dates depending on funding availability and programming

restrictions each fiscal year. Project completion typically takes one year. Since 1976, this program has resulted in an 81 percent decrease in crashes; a 76 percent decrease in fatalities; and an 83 percent decrease in injuries.

Railroad Acronyms

AM	Arkansas and Missouri Railroad Company
BGKX	Belton-Grandview Railway
BJN	Burlington Junction Switching Railroad
BSR	Branson Scenic Railway
BNSF	BNSF Railway Company
CMR	Central Midland Railway Company
COLT	Columbia Terminal Railroad Company
DM&E	Dakota, Minnesota & Eastern Railroad Corporation
KAW	Kaw River Railroad
KCS	Kansas City Southern Railway Company
KCT	Kansas City Terminal Railway Company
MRS	Manufacturers' Railway Company
MNA	Missouri & Northern Arkansas Railroad Company
NS	Norfolk Southern Railway Company
OVA	Ozark Valley Railroad
SLIM	St. Louis Iron Mountain Railroad
SE	SEMO Port Railroad, Inc.
TRRA	Terminal Railroad Association of St. Louis
UP	Union Pacific Railroad Company

**MISSOURI STATEWIDE TRANSPORTATION PROGRAM FY 2014-2018
PASSENGER RAIL AND HIGHWAY/RAIL CROSSING SAFETY PROGRAM**

LOCATION	MoDOT DISTRICT	PROJECT DESCRIPTION	7/2013-6/2014	7/2014-6/2015	7/2015-6/2016	7/2016-6/2017	7/2017-6/2018
IMPROVED PASSENGER RAIL AND AMTRAK							
St. Louis to Kansas City	KC CD SL	Continue operation and provide equipment capital share cost of service between St. Louis-Kansas City (Missouri River Runner) trains	8,500,000	8,600,000	8,800,000	8,800,000	8,800,000
State Supported Passenger Rail Service Amtrak (National Railroad Passenger Corporation)							
St. Louis to Kansas City	All	Advertising/promotional costs for the St. Louis - Kansas City corridor	125,000	125,000	125,000	125,000	125,000
State Supported Passenger Rail Service Amtrak (National Railroad Passenger Corporation)							
Missouri Amtrak passenger stations (Kansas City-Independence-Lee's Summit-Warrensburg Sedalia-Jefferson City-Hermann-Washington-Kirkwood St. Louis-La Plata-Poplar Bluff)	KC CD SL SE	Station repairs/improvements to Missouri Amtrak passenger stations	25,000	25,000	25,000	25,000	25,000
St. Louis to Kansas City							
Planning funds for high speed rail corridor							
Illustrative	KC CD SL	Rail/highway crossing hazard elimination; feasibility study, environmental & preliminary engineering study; infrastructure improvements; equipment acquisition for St. Louis and Kansas City Route	2,000,000	2,000,000	2,000,000	2,000,000	2,000,000
Near Knob Noster, Johnson Co – UP – Illustrative	KC	Construct Knob Noster siding extension- ARRA HSR Project	8,500,000				

**MISSOURI STATEWIDE TRANSPORTATION PROGRAM FY 2014-2018
PASSENGER RAIL AND HIGHWAY/RAIL CROSSING SAFETY PROGRAM**

LOCATION	MoDOT	PROJECT DESCRIPTION	7/2013-6/2014	7/2014-6/2015	7/2015-6/2016	7/2016-6/2017	7/2017-6/2018
In Hermann, Gasconade Co – UP – Illustrative	CD	Construct Herrmann universal crossover- ARRA HSR Project	5,200,000				
In Jefferson City, Cole Co – UP - Illustrative	CD	Construct 3 rd mainline track- ARRA HSR Project	9,700,000				
Near Bonnots Mill, Osage Co – UP – Illustrative	CD	Construct Bonnots Mill universal crossover- ARRA HSR Project	5,800,000				
Missouri River Runner Amtrak Stations, various locations - Illustrative	KC CD SL	Passenger communication system	3,000,000				
In/near Kingsville, Johnson Co - UP – Illustrative	KC	Construct Kingsville siding	11,500,000				
In Lee's Summit/Pleasant Hill, Jackson/Cass Co – UP - Illustrative	KC	Construct second main track / upgrade to 90 mph	56,600,000				
Francy Rd - near Pleasant Hill, Cass Co - UP - DOT# 441 993E	KC	Install active warning devices – ARRA HSR Project	250,000				
Beattie Rd - near Strasburg, Cass Co - UP - DOT# 441 995T	KC	Install active warning devices – ARRA HSR Project	200,000				
CR 1451 - near Holden, Johnson Co - UP - DOT# 442 012P	KC	Install active warning devices – ARRA HSR Project	275,000				
CR 301 - near Warrensburg, Johnson Co - UP - DOT# 442 040T	KC	Install active warning devices – ARRA HSR Project	275,000				
CR 401 - near Centerview, Johnson Co - UP - DOT# 442 037K	KC	Install active warning devices – ARRA HSR Project	275,000				
CR 115 - near Montserrat, Johnson Co - UP - DOT# 442 064G	KC	Install active warning devices – ARRA HSR Project	180,000				
Florence Rd - near Smithton, Pettis Co - UP - DOT# 442 160J	KC	Install active warning devices – ARRA HSR Project	225,000				
Carlin-Mar Rd – near La Monte, Pettis Co – UP - DOT# 442 087N	KC	Install active warning devices – ARRA HSR Project	275,000				

**MISSOURI STATEWIDE TRANSPORTATION PROGRAM FY 2014-2018
PASSENGER RAIL AND HIGHWAY/RAIL CROSSING SAFETY PROGRAM**

LOCATION	MoDOT	PROJECT DESCRIPTION	7/2013-6/2014	7/2014-6/2015	7/2015-6/2016	7/2016-6/2017	7/2017-6/2018
Otter Dr - near Syracuse, Cooper, Co - UP - DOT # 442 172D	CD	Install active warning devices - ARRA HSR Project	250,000				
Howard Rd - near Tipton, Moniteau Co - UP DOT # 442 194D	CD	Install active warning devices - ARRA HSR Project	250,000				
Fourth St - in Osage City, Cole Co - UP- DOT # 442 827R	CD	Install active warning devices - ARRA HSR Project	270,000				
Zero Rd - near Berger, Franklin Co - UP - DOT # 442 781E	SL	Install active warning devices - ARRA HSR Project	220,000				
Various	KC CD SL	Purchase passenger train equipment for Missouri service ARRA HSR Project		50,000,000			
Independence Street Bridge Construction - Illustrative	KC	Construct new Bridge	23,700,000				
New Track N. Market St. to Biddle St. Construction - Illustrative	SL	Construct new Track	6,000,000				
New Jefferson City Station Construction - Illustrative	CD	Construct new Station	11,000,000				
New Mississippi River Crossing Construction - Illustrative	SL	Construct new Crossing	150,000,000				
IMPROVED PASSENGER RAIL AND AMTRAK TOTALS			304,595,000	60,750,000	10,950,000	10,950,000	10,950,000
UPGRADE TO ACTIVE CROSSINGS							
Statewide - all railroads							
Preliminary/engineering	Various	Engineering projects	1,000,000	1,000,000	1,000,000	1,000,000	1,000,000
60 th Ln - in Halls, Buchanan Co - BNSF - DOT# 095 227F	NW	Install active warning devices		200,000			

**MISSOURI STATEWIDE TRANSPORTATION PROGRAM FY 2014-2018
PASSENGER RAIL AND HIGHWAY/RAIL CROSSING SAFETY PROGRAM**

LOCATION	MoDOT	PROJECT DESCRIPTION	7/2013-6/2014	7/2014-6/2015	7/2015-6/2016	7/2016-6/2017	7/2017-6/2018
Bethel Rd - near Halls, Buchanan Co - BNSF - DOT# 095 228M	NW	Install active warning devices		200,000			
Cotton Wood Rd- near French, Buchanan Co- BNSF - DOT# 095 230N	NW	Install active warning devices		200,000			
Pettit St - near French, Buchanan Co - BNSF - DOT# 095 232C	NW	Install active warning devices		200,000			
Prairie Rd - near Forbes, Holt Co - BNSF - DOT# 070 160E	NW	Install active warning devices - close one crossing	325,000				
Route O - near Forbes, Holt Co - BNSF - DOT# 070 158D	NW	Upgrade active warning devices	200,000				
Route C - near Spickard, Grundy Co - UP - DOT# 605 650E	NW	Upgrade active warning devices	200,000				
Route D - near Persons, Carroll Co - BNSF - DOT# 068 811P	NW	Upgrade active warning devices		200,000			
Rt 139 - near Powersville, Putnam, Co - DME - DOT# 375 644N	NW	Upgrade active warning devices		200,000			
Rt F – near Jamesport, Grundy Co - UP - DOT# 605 598C	NW	Upgrade active warning devices	250,000				
Rt T - near Forbes, Holt, Co - BNSF - DOT# 078 379H	NW	Upgrade active warning devices	200,000				
Diamond Ln - near Fortescue, Holt, Co - BNSF - DOT# 083 706B	NW	Upgrade active warning devices	200,000				
Co Rd 230- near Chillicothe, Livingston Co - DME - DOT# 375 522J	NW	Install active warning devices		200,000			
Paris Gravel Rd - near Hannibal, Ralls Co – NS DOT# 480 623G	NE	Upgrade active warning devices	200,000				
Rt EE - near Hunnewell, Monroe Co – BNSF DOT# 072 697Y	NE	Upgrade active warning devices	200,000				

**MISSOURI STATEWIDE TRANSPORTATION PROGRAM FY 2014-2018
PASSENGER RAIL AND HIGHWAY/RAIL CROSSING SAFETY PROGRAM**

LOCATION	MoDOT	PROJECT DESCRIPTION	7/2013-6/2014	7/2014-6/2015	7/2015-6/2016	7/2016-6/2017	7/2017-6/2018
CR 935 - near Thompson, Audrain Co - NS DOT# 483 646Y	NE	Install active warning devices	200,000				
Main St - - near Thompson, Audrain Co - NS DOT# 483 648M	NE	Upgrade active warning devices	200,000				
Banner Ln - near Gibbs, Adair Co - BNSF - DOT# 005 081U	NE	Install active warning devices		200,000			
Indiana Pl - near La Plata, Macon Co - BNSF - DOT# 005 092G	NE	Install active warning devices		200,000			
Route B - near Rush Hill, Audrain Co - KCS - DOT# 483 648M	NE	Upgrade active warning devices		200,000			
Monroe City, Monroe Co - BNSF	NE	7 crossing projects					
Oak St - DOT 072 691H	NE	Upgrade active warning devices	338,049				
Chestnut St - DOT 072 690B	NE	Close crossing					
Vine St - DOT 072 689G	NE	Upgrade active warning devices	105,960				
Main St - DOT 072 688A	NE	Upgrade active warning devices	325,408				
Washington St - DOT 072 687T	NE	Upgrade active warning devices	407,208				
E Border St - DOT 072 686L	NE	Upgrade active warning devices	243,232				
County Line Rd - DOT 072 783V	NE	Upgrade active warning devices	200,000				
Rt 151/Main St - in Madison, Monroe, Co - NS	NE	Upgrade active warning device & close crossing		250,000			

**MISSOURI STATEWIDE TRANSPORTATION PROGRAM FY 2014-2018
PASSENGER RAIL AND HIGHWAY/RAIL CROSSING SAFETY PROGRAM**

LOCATION	MoDOT	PROJECT DESCRIPTION	7/2013-6/2014	7/2014-6/2015	7/2015-6/2016	7/2016-6/2017	7/2017-6/2018
DOT# 480 713F – Rt 151, upgrade	NE	Upgrade active warning device					
DOT# 480 712Y – Main St, close crossing	NE	Close Crossing					
CR 12 - near Martinsburg, Montgomery Co - NS - DOT# 483 617N	NE	Install active warning devices	200,000				
CR 116 – near Louisiana, Pike Co – BNSF - DOT# 078 174P	NE	Install active warning devices	250,000				
Rt TT – near Ashburn, Pike Co – BNSF - DOT# 078 173H	NE	Upgrade active warning devices	200,000				
CR 165 – near Ashburn, Pike Co – BNSF - DOT# 078 172B	NE	Close crossing	7,500				
CR 724 – near Benton City, Audrain CO – NS - DOT# 483 627U	NE	Close crossing – build connecting road		300,000			
CR 725 – near Benton City, Audrain CO – NS - DOT# 483 626M	NE	Install active warning devices		200,000			
Walnut St - Winfield, Lincoln Co - BNSF - DOT# 072 871F	NE	Upgrade active warning devices	200,000				
Cherry St - Winfield, Lincoln Co - BNSF - DOT# 072 870Y	NE	Upgrade active warning devices	200,000				
Taylor St - Alexandria, Clark Co - BNSF - DOT# 078 379H	NE	Upgrade active warning devices	200,000				
Washington St - La Grange, Lewis Co - BNSF - DOT# 063 911C	NE	Upgrade active warning devices		200,000			
Rt 79 - near Hannibal, Ralls County - BNSF - DOT 078 170M	NE	Upgrade active warning devices	50,000				

**MISSOURI STATEWIDE TRANSPORTATION PROGRAM FY 2014-2018
PASSENGER RAIL AND HIGHWAY/RAIL CROSSING SAFETY PROGRAM**

LOCATION	MoDOT	PROJECT DESCRIPTION	7/2013-6/2014	7/2014-6/2015	7/2015-6/2016	7/2016-6/2017	7/2017-6/2018
Odell St - in Marshall, Saline Co - KCS - DOT# 293 465U	KC	Upgrade active warning devices		180,000			
Miami St - in Marshall, Saline Co - KCS - DOT# 293 471X	KC	Upgrade active warning devices		180,000			
Benton St - in Marshall, Saline Co - KCS - DOT# 293 470R	KC	Upgrade active warning devices		180,000			
Boyd St - in Marshall, Saline Co - KCS - DOT# 293 468P	KC	Upgrade active warning devices		180,000			
Marshall, Saline Co – KCS	KC	Upgrade active warning devices		500,000			
English St - DOT# 293 467H	KC	Upgrade active warning devices					
Jefferson St - DOT 293 466B	KC	Close Crossing					
Lyons St - DOT#293 469W	KC	Close Crossing					
Rt A - near Richmond, Ray, Co - BNSF - DOT# 068 956B	KC	Upgrade active warning devices	200,000				
Rt F - near Richmond, Ray, Co - BNSF - DOT# 068 955U	KC	Upgrade active warning devices	200,000				
Co Rd 241 - near Richmond, Ray, Co - BNSF - DOT# 068 948J	KC	Upgrade active warning devices		200,000			
Rogers Rd - near Strasburg, Cass Co - UP - DOT# 441 994L	KC	Install active warning devices	200,000				
MO 58/W. Wye - in Pleasant Hill, Cass Co - MNA - DOT# 442 989T	KC	Upgrade active warning devices		150,000			
92 nd St - in Hardin, Ray Co - NS - DOT# 483 834N	KC	Install active warning devices		180,000			

**MISSOURI STATEWIDE TRANSPORTATION PROGRAM FY 2014-2018
PASSENGER RAIL AND HIGHWAY/RAIL CROSSING SAFETY PROGRAM**

LOCATION	MoDOT	PROJECT DESCRIPTION	7/2013-6/2014	7/2014-6/2015	7/2015-6/2016	7/2016-6/2017	7/2017-6/2018
CR 307 - near Henrietta, Ray Co - NS - DOT# 483 837J	KC	Install active warning devices		200,000			
Pryor Rd - near Henrietta, Ray Co - NS - DOT# 483 844U	KC	Install active warning devices		200,000			
CR 336 - near Camden, Ray Co - NS - DOT# 483 850X	KC	Install active warning devices		200,000			
Spore Rd - near Missouri City, Clay Co - NS - DOT# 916 974R	KC	Install active warning devices		200,000			
Walnut St - in La Monte, Pettis Co - UP - DOT# 442 089C (FY2012 HSR)	KC	Upgrade active warning devices	200,000				
Sand Pit Road - near Flemington, Ray Co - BNSF - DOT# 005 355T	KC	Close crossing	50,000				
Randolph Rd - in Randolph, Clay Co - BNSF & NS - DOT# 079 371G & 483 897T	KC	Upgrade active warning devices	275,000				
Route Z - in Bates City, Lafayette Co - KCS - DOT# 293 565Y	KC	Upgrade active warning devices		200,000			
Co Rd 103 - near Marshall, Saline Co - UP - DOT# 442 398P	KC	Install active warning devices	200,000				
CR 425 - near Malta Bend, Saline Co - UP - DOT# 442 387C	KC	Install active warning devices	200,000				
Stillhouse Rd near Oak Grove, Jackson Co - KCS - DOT # 293 576L	KC	Install active warning devices	100,000				
Rissler Rd near Sedalia, Pettis Co - UP - DOT 442 149J (FY2012 HSR)	KC	Upgrade active warning devices	200,000				
Rt TT - near Smithton, Pettis Co - UP - DOT # 442 151K (FY2012 HSR)	KC	Upgrade active warning devices	200,000				
Co Rd 651 in Montserratt, Johnson Co - UP - DOT # 442 065N (FY2012 HSR)	KC	Upgrade active warning devices	200,000				

**MISSOURI STATEWIDE TRANSPORTATION PROGRAM FY 2014-2018
PASSENGER RAIL AND HIGHWAY/RAIL CROSSING SAFETY PROGRAM**

LOCATION	MoDOT	PROJECT DESCRIPTION	7/2013-6/2014	7/2014-6/2015	7/2015-6/2016	7/2016-6/2017	7/2017-6/2018
Co Rd 1601 near Kingsville, Johnson CO - UP - DOT # 442 009G (FY2012 HSR)	KC	Install active warning devices	200,000				
Oak St - in Centertown, Cole Co - UP - DOT# 442 249N	Central	Close crossing	70,000				
MFA - near Syracuse, Moniteau Co - UP - DOT# 442 184X	Central	Close crossing	160,000				
Rt N - near Blosser, Lafayette Co - UP - DOT# 442 384G	Central	Upgrade active warning devices	200,000				
Rt H - near Nelson, Saline Co- UP - DOT# 442 439S	Central	Upgrade active warning devices	200,000				
Mason St - Odessa, Lafayette Co- KCS - DOT# 293 556A	Central	Upgrade active warning devices	200,000				
Rt 87- near Glasgow, Howard Co- KCS - DOT# 293 423H	Central	Upgrade active warning devices	200,000				
CR 214 - in Glasgow, Howard Co - KCS - DOT# 293 421U	Central	Install active warning devices	180,000				
Walnut St - in Richland, Pulaski Co- BNSF - DOT# 673 047D	Central	Upgrade active warning devices	200,000				
Madison St - in Lebanon, Laclede Co- BNSF - DOT# 673 173X	Central	Upgrade active warning devices		200,000			
Rt J- in Conway, Laclede Co- BNSF- DOT# 673 208W	Central	Upgrade active warning devices	200,000				
Normandy St- near Phillipsburg, Laclede Co- BNSF - DOT# 673 195X	Central	Install active warning devices	200,000				
Co Rd 3110- near Dillon, Phelps Co- BNSF - DOT# 664 592W	Central	Upgrade active warning devices	200,000				
Rt H - near Leasburg, Crawford Co- BNSF - DOT# 664 402R	Central	Upgrade active warning devices	200,000				

**MISSOURI STATEWIDE TRANSPORTATION PROGRAM FY 2014-2018
PASSENGER RAIL AND HIGHWAY/RAIL CROSSING SAFETY PROGRAM**

LOCATION	MoDOT	PROJECT DESCRIPTION	7/2013-6/2014	7/2014-6/2015	7/2015-6/2016	7/2016-6/2017	7/2017-6/2018
Rt KK- near Rosati, Phelps Co- BNSF - DOT# 664 568V	Central	Upgrade active warning devices		200,000			
Rt 98- near Overton, Cooper Co- UP - DOT# 442 496F	Central	Upgrade active warning devices		200,000			
Lead Line Sub - Crawford Co -BNSF - Various xings on state routes	Central	Remove warning devices	10,000				
Browns Station Rd - near Columbia, Boone Co, COLT - DOT 913 234B	Central	Install active warning devices	150,000				
Imhoff Rd - near Blackwater, Cooper Co - UP - DOT 442 451Y	Central	Install active warning devices		200,000			
Various crossings in St. Louis City; Jefferson, Washington, St. Francois, Iron and Butler Counties – UP	STL, SE	Install LEDs on existing active warning devices on UP De Soto Subdivision	110,000				
Karmill Rd - in Old Monroe, St Charles Co - BNSF - DOT# 068 778S	STL	Upgrade active warning devices		200,000			
Dailey St - in Pacific, Franklin Co - BNSF - DOT# 664 345E	STL	Upgrade active warning devices		200,000			
Market St - near Festus, Jefferson Co - BNSF - DOT# 663 876X	STL	Upgrade active warning devices		200,000			
Numerous crossings on UP Lesperance St - Industrial Lead - in St Louis	STL	Upgrade active warning devices		700,000			
Route Y - near Amsterdam, Bates Co - KCS - DOT# 329 876F	SW	Upgrade active warning devices	200,000				
Main St - in Amsterdam, Bates Co - KCS - DOT# 329 880V	SW	Upgrade active warning devices	200,000				
Rt. A/Hume St - in Hume, Bates Co - KCS - DOT# 329 904G	SW	Upgrade active warning devices	200,000				

**MISSOURI STATEWIDE TRANSPORTATION PROGRAM FY 2014-2018
PASSENGER RAIL AND HIGHWAY/RAIL CROSSING SAFETY PROGRAM**

LOCATION	MoDOT	PROJECT DESCRIPTION	7/2013-6/2014	7/2014-6/2015	7/2015-6/2016	7/2016-6/2017	7/2017-6/2018
Co Rd 12807 - near Amoret Bates Co - KCS - DOT# 329 894D	SW	Roadway Improvements	50,000				
Route V/Main St - in Stotesbury, Vernon Co - KCS - DOT# 329 929C	SW	Upgrade active warning devices	200,000				
Route H/8 th St - in Richards, Vernon Co - KCS - DOT# 329 937U	SW	Upgrade active warning devices		200,000			
3 rd St - in Richards, Vernon Co - KCS - DOT# 329 939H	SW	Install active warning devices		200,000			
Route KK - near Richards, Vernon Co - KCS - DOT# 329 956Y	SW	Upgrade active warning devices	200,000				
Route KK - near Oskaloosa, Barton Co - KCS - DOT# 329 972H	SW	Upgrade active warning devices	200,000				
Oak/33 Rd - in Mulberry, Barton Co - KCS - DOT# 329 981G	SW	Install active warning devices	200,000				
Route M - near Everton, Dade Co - BNSF - DOT# 669 781K	SW	Upgrade active warning devices	200,000				
Farm Rd 2200 - near Marionville, Lawrence Co - BNSF - DOT# 673 308B	SW	Install active warning devices		200,000			
Farm Rd 1220 - near Marionville, Lawrence Co - BNSF - DOT# 673 307U	SW	Close crossing		50,000			
Appleton City - St. Clair, Co - MNA - Various crossings	SW	Various crossing improvements		500,000			
Chapel Rd - near Carthage, Jasper, CO - MNA - DOT 434 795S	SW	Install active warning devices		200,000			
Rt FF - near Crane, Stone CO - MNA - DOT# 435 075C	SW	Upgrade active warning devices		200,000			
Rt 173 - near Crane, Stone CO - MNA - DOT# 435 074V	SW	Upgrade active warning devices		200,000			

**MISSOURI STATEWIDE TRANSPORTATION PROGRAM FY 2014-2018
PASSENGER RAIL AND HIGHWAY/RAIL CROSSING SAFETY PROGRAM**

LOCATION	MoDOT	PROJECT DESCRIPTION	7/2013-6/2014	7/2014-6/2015	7/2015-6/2016	7/2016-6/2017	7/2017-6/2018
Porter Rd - near Rogersville, Webster Co - BNSF - DOT# 667 623D	SW	Install active warning devices			200,000		
Box School Loop West - near Diggins, Webster Co - BNSF - DOT# 667 652N	SW	Install active warning devices and improve roadway, move crossing			200,000		
Royal Road - near Norwood, Wright Co - BNSF - DOT# 667 694A	SW	Install active warning devices		200,000			
Route F - in Sleeper, Phelps Co - BNSF - DOT# 673 163S	SW	Upgrade active warning devices		300,000			
Springfield, Greene, CO - MNA - Various crossings	SW	LED upgrade active warning devices	100,000				
Walnut St - in Springfield, Greene, CO - BNSF - DOT# 664 241X	SW	Upgrade active warning devices			200,000		
Cherry St - in Springfield, Greene, CO - BNSF - DOT# 664 243L	SW	Upgrade active warning devices	200,000				
Elm St - in Springfield, Greene, CO - BNSF - DOT# 664 242E	SW	Upgrade active warning devices			200,000		
Madison St - in Springfield, Greene, CO - BNSF - DOT# 664 245A	SW	Upgrade active warning devices			200,000		
Farm Rd 47 - near Ash Grove - BNSF - DOT# 669 807K	SW	Install active warning devices			200,000		
Farm Rd 33 - near Ash Grove - BNSF - DOT# 669 805W	SW	Install active warning devices or close crossing			200,000		
Farm Rd 59 - near Ash Grove - BNSF - DOT# 669 808S	SW	Upgrade active warning device			200,000		
20th St - near Joplin, Jasper CO - BNSF - DOT# 672 795U	SW	Upgrade active warning device	25,000				
Rt T - near Golden City, Barton CO - BNSF - DOT# 669 012V	SW	Upgrade active warning device	200,000				

**MISSOURI STATEWIDE TRANSPORTATION PROGRAM FY 2014-2018
PASSENGER RAIL AND HIGHWAY/RAIL CROSSING SAFETY PROGRAM**

LOCATION	MoDOT	PROJECT DESCRIPTION	7/2013-6/2014	7/2014-6/2015	7/2015-6/2016	7/2016-6/2017	7/2017-6/2018
Beaver St - near Anderson, McDonald CO - KCS - DOT# 330 156J	SW	Upgrade active warning device	200,000				
Rt W - near Lamar, Barton CO - BNSF - DOT# 668 983E	SW	Upgrade active warning device	200,000				
Mill St - near Butler, Bates CO - MNA - DOT# 443 041D	SW	Upgrade active warning device		200,000			
Rt B - Sheldon, Vernon CO - MNA - DOT# 443 184B	SW	Upgrade active warning device		200,000			
Western St - near Marionville, Lawrence CO - BNSF - DOT# 673 306M	SW	Upgrade active warning device		200,000			
Falcon Rd - near Seneca, Newton CO - BNSF - DOT# 668 384J	SW	Install active warning device		200,000			
Farm Rd 1020 - near Pierce City, Lawrence CO - BNSF - DOT# 668 328C	SW	Install active warning device		200,000			
Kastiedeck Rd - near Billings, Christian CO - BNSF - DOT# 673 296J	SW	Install active warning device		200,000			
Conco Quarry Rd in Springfield - BNSF - DOT # 664 259H	SW	X-buck improvements	2,000				
Rt YY & 96 - near Waco - KCS - DOT # 330 031J	SW	Upgrade active warning devices	136,000				
Le Compte Rd - near Teed, Greene Co - BNSF - DOT # 664 097H	SW	Upgrade active warning devices		200,000			
Main St - in Anderson, McDonald Co - KCS - DOT 330 155C	SW	Upgrade active warning devices		200,000			
Kodiak Rd - near Neosho, Newton Co - BNSF - DOT 668 373W	SW	Upgrade active warning devices		200,000			
Roack Ave - near Seneca, Newton Co - BNSF - DOT 668 400R	SW	Upgrade active warning devices		200,000			

**MISSOURI STATEWIDE TRANSPORTATION PROGRAM FY 2014-2018
PASSENGER RAIL AND HIGHWAY/RAIL CROSSING SAFETY PROGRAM**

LOCATION	MoDOT	PROJECT DESCRIPTION	7/2013- 6/2014	7/2014- 6/2015	7/2015- 6/2016	7/2016- 6/2017	7/2017-6/2018
Murphy Blvd - in Joplin, Jasper Co – MNA DOT# 434 857M	SW	Upgrade active warning devices	100,000				
CR 331 - near Bell City, Stoddard Co – UP DOT# 789 076M	SE	Install active warning devices	200,000				
CR 708 - near Dexter, Stoddard Co – UP DOT# 789 114U	SE	Install active warning devices	200,000				
CR 708 - near Dexter, Stoddard Co – UP DOT# 789 112F	SE	Install active warning devices	200,000				
CR 567 - near Dexter, Stoddard Co – UP DOT# 789 099U	SE	Install active warning devices	200,000				
CR 551 - near Bloomfield, Stoddard Co – UP DOT# 789 0788	SE	Install active warning devices	200,000				
Vine St - in Poplar Bluff, Butler CO – UP DOT# 446 318H	SE	Upgrade active warning devices	250,000				
Second St - in Poplar Bluff, Butler CO – UP DOT# 446 259H	SE	Upgrade active warning devices	200,000				
B St - in Poplar Bluff, Butler CO – UP DOT# 446 260C	SE	Upgrade active warning devices	200,000				
C St - in Poplar Bluff, Butler CO – UP DOT# 446 262R	SE	Upgrade active warning devices	200,000				
Pine Grove Rd - in Willow Springs, Howell Co - BNSF - DOT# 667 860P	SE	Upgrade active warning devices		200,000			
CR 5900 – near Willow Springs, Howell Co – BNSF - DOT# 667 861W	SE	Install active warning devices		200,000			
CR 266 - near Hayti, Pemiscot Co - BNSF - DOT# 665 542W	SE	Install active warning devices		200,000			
Sikeston, Scott Co – all on BNSF	SE	Various upgrades and closures					

**MISSOURI STATEWIDE TRANSPORTATION PROGRAM FY 2014-2018
PASSENGER RAIL AND HIGHWAY/RAIL CROSSING SAFETY PROGRAM**

LOCATION	MoDOT	PROJECT DESCRIPTION	7/2013-6/2014	7/2014-6/2015	7/2015-6/2016	7/2016-6/2017	7/2017-6/2018
Murray Lane- DOT #665 622P	SE	Upgrade active warning devices	200,000				
Williams St- DOT #665 623W	SE	Close crossing	7,500				
Malone/Bus 60 - DOT #665 625K	SE	Upgrade active warning devices	200,000				
Ruth - DOT #665 624D	SE	Upgrade active warning devices	200,000				
Wakefield Ave - 673 074A	SE	Upgrade active warning devices	200,000				
North St - 665 627Y	SE	Upgrade active warning devices	200,000				
Rt Y/Salcedo St - 665 628F	SE	Upgrade active warning devices	200,000				
Cotton Woods - near St. Marys, Ste. Genevieve Co - BNSF - DOT# 663 916T	SE	Install active warning devices		200,000			
CR 359-near Thayer, Oregon County - BNSF - DOT# 667 811T	SE	Install active warning devices		200,000			
CR 360-near Thayer, Oregon County - BNSF - DOT# 667 808K	SE	Close crossing		50,000			
CR 357-near Thayer, Oregon County - BNSF - DOT# 667 807D	SE	Install active warning devices		200,000			
Upper Blackwell Rd - near Cadet, St. Francois, Co - UP - DOT# 446 448E	SE	Install active warning devices		200,000			
Route EE Elm St - Marston, New Madrid Co - BNSF - DOT# 665 580F	SE	Upgrade active warning devices		200,000			
Rt D - Dexter, Stoddard Co - UP - DOT# 788 965M	SE	Upgrade active warning devices		200,000			

**MISSOURI STATEWIDE TRANSPORTATION PROGRAM FY 2014-2018
PASSENGER RAIL AND HIGHWAY/RAIL CROSSING SAFETY PROGRAM**

LOCATION	MoDOT	PROJECT DESCRIPTION	7/2013-6/2014	7/2014-6/2015	7/2015-6/2016	7/2016-6/2017	7/2017-6/2018
Co Rd 450 - near Sikeston, Scott Co - BNSF - DOT# 665 634J	SE	Install active warning devices		200,000			
Rt 34 - Mill Spring, Wayne Co - UP - DOT# 446 037Y	SE	Upgrade active warning devices	200,000				
Rt 49 - near Williamsville, Wayne, Co - UP - DOT# 446 027T	SE	Upgrade active warning devices	200,000				
Rt H - St Marys, Perry Co - BNSF - DOT# 663 932C	SE	Upgrade active warning devices	200,000				
Rt U - Arcadia, Iron Co - UP - DOT# 446 417F	SE	Upgrade active warning devices	200,000				
Rt M - McBride, Perry Co - BNSF - DOT# 663 933J	SE	Upgrade active warning devices		200,000			
Lake St - Mountain Grove, Wright Co - BNSF - DOT# 667 701H	SE	Upgrade active warning devices		200,000			
Co Rd 4990 - near Willow Springs, Howell Co - BNSF - DOT# 667 850J	SE	Install active warning devices		200,000			
Nevill Rd - near Cabool, Texas Co - BNSF - DOT# 667 715R	SE	Install active warning devices	200,000				
Various crossings in Stoddard and Butler Co's - UP	SE	Install LEDs on existing active warning devices on UP Hoxie Subdivision	40,000				
Various crossings in Stoddard and Dunklin Co's - UP	SE	Install LEDs on existing active warning devices on UP Jonesboro Subdivision	45,000				
CR 222 near Oran, Scott Co - BNSF - DOT 665 651A	SE	Install active warning devices	200,000				
Rt A near Portageville, Pemiscot Co - BNSF - DOT 665 547F	SE	Upgrade active warning devices	200,000				

**MISSOURI STATEWIDE TRANSPORTATION PROGRAM FY 2014-2018
PASSENGER RAIL AND HIGHWAY/RAIL CROSSING SAFETY PROGRAM**

LOCATION	MoDOT	PROJECT DESCRIPTION	7/2013-6/2014	7/2014-6/2015	7/2015-6/2016	7/2016-6/2017	7/2017-6/2018
Rt H near Matthews, New Madrid Co - BNSF - DOT 665 607M	SE	Upgrade active warning devices	200,000				
Rt J near Hayti, Pemiscot Co - BNSF - DOT 665 534E	SE	Upgrade active warning devices		200,000			
UPGRADE TO ACTIVE CROSSINGS TOTALS			18,762,857	15,700,000	2,600,000	1,000,000	1,000,000
STATEWIDE IMPROVEMENT PROJECTS							
Crossbuck program – UP	Various	Upgrade passive warning devices	100,000				
Crossbuck program – KCS	Various	Upgrade passive warning devices	100,000				
Crossbuck program – BNSF	Various	Upgrade passive warning devices	100,000				
Crossbuck program – NS	Various	Upgrade passive warning devices	100,000				
Statewide – all railroads	Various	LED Upgrades		250,000	50,000	50,000	50,000
Various LED upgrades			250,000				
Statewide – all railroads	Various	Engineering projects		100,000	100,000	100,000	100,000
Preliminary/engineering			100,000				
Statewide – all railroads	Various	Close crossings		500,000	50,000	50,000	50,000
Crossing closures			500,000				
Statewide – all railroads	Various	Install stop/yield signs; battery backup; roadway gates; misc		300,000	100,000	100,000	100,000
Crossing stop/yield signs/batteries/gates/misc			300,000				
Statewide – all railroads	Various	Construct connecting roads from closed crossings		50,000	50,000	50,000	50,000
Connecting roads			300,000				
STATEWIDE IMPROVEMENT PROJECTS TOTALS			1,850,000	1,200,000	350,000	350,000	350,000

**MISSOURI STATEWIDE TRANSPORTATION PROGRAM FY 2014-2018
PASSENGER RAIL AND HIGHWAY/RAIL CROSSING SAFETY PROGRAM**

LOCATION	MoDOT	PROJECT DESCRIPTION	7/2013- 6/2014	7/2014- 6/2015	7/2015- 6/2016	7/2016- 6/2017	7/2017-6/2018
GRADE SEPARATION PROJECTS IN SCOPING AND DESIGN							
Statewide – all railroads - Preliminary/engineering	Various	Engineering projects	3,000,000	3,000,000	3,000,000	3,000,000	3,000,000
Route 58 and Route EE in Strasburg, Cass Co - UPRR	KC	Grade Separation	6,200,000				
GRADE SEPARATION PROJECTS IN SCOPING AND DESIGN TOTALS			9,200,000	3,000,000	3,000,000	3,000,000	3,000,000
PASSENGER RAIL AND HIGHWAY/RAIL CROSSING SAFETY PROGRAM TOTALS			331,687,857	80,850,000	17,100,000	15,300,000	15,300,000

Transit

Transit Metropolitan Planning Grants Section 5303 and Section 5305

Section 5303 and Section 5305 of Chapter 53, Title 49, U.S.C. Federal Transit Administration - The department administers Federal Transit Administration Section 5303 and Section 5305 planning grants for transit planning activities of the eight metropolitan planning areas of St. Louis, Kansas City, Springfield, Joplin, St. Joseph, Columbia, Cape Girardeau and Jefferson City.

Funds are distributed to metropolitan planning organizations based on a federal census population formula. There is no discretion in the initial distribution of funds, although funds must address identified transit planning activities in a Metropolitan Planning Organization's Unified Planning Work Program. Unused funds can be reallocated to any urbanized area as the department determines.

MoDOT combines their funds in a consolidated planning grant to MPO's with Federal Highway Administration planning funds to simplify grant administration. Only the Section 5303 and 5305 metropolitan transit planning funds are shown on this page.

		STATE FISCAL YEAR PROJECT BUDGETING					
		7/2013- 6/2014	7/2014- 6/2015	7/2015- 6/2016	7/2016- 6/2017	7/2017- 6/2018	
Section 5303 and 5305	Federal Asst	1,600,000	1,600,000	1,600,000	1,600,000	1,600,000	
	Local Match	400,000	400,000	400,000	400,000	400,000	
	TOTAL	2,000,000	2,000,000	2,000,000	2,000,000	2,000,000	2,000,000

Statewide Transit Planning Grants

Section 5304

Section 5304 of Chapter 53, Title 49, U.S.C. Federal Transit Administration - The department administers Federal Transit Administration statewide transit planning and other technical assistance activities grants that can be used for planning support, research, development and demonstration projects, fellowships for training in the public transportation field, university research and human resource development.

Federal Transit Administration distributes funds to the department based on the latest census information and the state's urbanized area as compared to the urbanized area of all states. However, a state must receive at least 0.5 percent of the amount annually apportioned. For these planning and technical assistance activities, the federal share is 80 percent, and the local non-federal share is 20 percent. This funding is used by the Department for statewide transit planning with an amount allocated to the state transit association for transit related technical assistance activities.

	STATE FISCAL YEAR PROJECT BUDGETING					
	7/2013- 6/2014	7/2014- 6/2015	7/2015- 6/2016	7/2016- 6/2017	7/2017- 6/2018	
Section 5304						
Federal Assistance	320,000	320,000	320,000	320,000	320,000	320,000
Non-Federal Match	80,000	80,000	80,000	80,000	80,000	80,000
TOTAL	400,000	400,000	400,000	400,000	400,000	400,000

Urbanized Transit Systems Formula Grants Federal Transit Administration Section 5307 and State Financial Assistance

Section 5307 of Chapter 53, Title 49, U.S.C. Federal Transit Administration - Funds come to Missouri on the basis of a national formula that provides capital assistance and limited operating assistance to transit systems in urban areas over 200,000 population and both capital assistance and operating assistance to transit systems in small urbanized areas with populations between 50,000 – 200,000. The department allocates funds on behalf of the Governor for the small-urbanized areas of Columbia, Joplin, St. Joseph, Jefferson City, Cape Girardeau and Lee’s Summit based on the same formula. The Federal Transit Administration allocates funds directly to the St. Louis, Kansas City, and Springfield urbanized areas.

	7/2013- 6/2014	7/2014- 6/2015	7/2015- 6/2016	7/2016- 6/2017	7/2017- 6/2018
Section 5307	Federal Cost	35,000,000	35,000,000	35,000,000	35,000,000
	State Cost	196,670	196,670	196,670	196,670
	Local Cost	152,803,330	152,803,330	152,803,330	152,803,330
	Total	188,000,000	188,000,000	188,000,000	188,000,000
Section 5307	Federal Cost	16,000,000	16,000,000	16,000,000	16,000,000
	State Cost	117,000	117,000	117,000	117,000
	Local Cost	55,283,000	55,283,000	55,283,000	55,283,000
	Total	71,400,000	71,400,000	71,400,000	71,400,000
Section 5307	Federal Cost	2,400,000	2,400,000	2,400,000	2,400,000
	State Cost	35,660	35,660	35,660	35,660
	Local Cost	5,914,340	5,914,340	5,914,340	5,914,340
	Total	8,350,000	8,350,000	8,350,000	8,350,000
Section 5307	Federal Cost	7,500,000	7,500,000	7,500,000	7,500,000
	State Cost	50,670	50,670	50,670	50,670
	Local Cost	7,929,330	7,929,330	7,929,330	7,929,330
	Total	15,480,000	15,480,000	15,480,000	15,480,000
Section 5307	Federal Cost	60,900,000	60,900,000	60,900,000	60,900,000
	State Cost	400,000	400,000	400,000	400,000
	Local Cost	221,930,000	221,930,000	221,930,000	221,930,000
	Total	283,230,000	283,230,000	283,230,000	283,230,000

This federal assistance does not flow through MoDOT. Federal regulations on the use of capital funds for maintenance have been relaxed. Many traditional operating expenses such as major preventative maintenance are now eligible for capital funding. Amounts of Sec. 5307 funds for St. Louis and Cape Girardeau may include some formula funding for Illinois population and funding for Kansas City and St. Joseph for their Kansas populations.

Discretionary Transit Capital Grants Section 5309 – Bus and Bus Facilities

Section 5309 of Chapter 53, Title 49, U.S.C. Federal Transit Administration - Section 5309 through federal fiscal year 2012 was a national discretionary capital grant program funded from the Mass Transit Account of the Highway Trust Fund. It restricts funds to capital assistance for general public transportation systems and/or systems that provide community-wide assistance to all persons with disabilities. These funds are applicable statewide. Eligible recipients of Section 5309 assistance are public entities and not-for-profit organizations that provide general public transit services. Section 5309 assistance was a major source of funding transit capital projects throughout the state. Capital purchases are funded with 80 percent federal and 20 percent local funds.

		STATE FISCAL YEAR PROJECT BUDGETING					
		7/2013- 6/2014	7/2014- 6/2015	7/2015- 6/2016	7/2016- 6/2017	7/2017- 6/2018	
Section 5309	Federal Asst	13,200,000	6,400,000	2,000,000	0	0	0
	Local Match	3,300,000	1,600,000	500,000	0	0	0
TOTAL		16,500,000	8,000,000	2,500,000	0	0	0

From 1993 - 2010 (with the exceptions of 2002, 2006 and 2007), Missouri’s Congressional delegation had been able to earmark appropriations of Section 5309 funds on a statewide basis to Missouri for buses and bus facilities. MoDOT administers funding from the statewide appropriation as well as funding specifically designated for rural transit providers. In 2007 and from 2011 through 2012, Congress relinquished this designation of project funding function to the USDOT and these discretionary projects have more recently been selected through a nationwide proposal submission process. The themes or initiatives that USDOT has undertaken with these funds include: Livability Grants, Sustainability Grants, the Transit Investments for Greenhouse Gas and Energy Reduction (TIGGER) Initiative, as well as State of Good Repair Grants.

Availability of local matching funds and sufficient funds to operate vehicles over their useful life must be demonstrated prior to award.

Enhanced Mobility of Seniors and Individuals with Disabilities Program Federal Transit Administration – Section 5310

Section 5310 of Chapter 53, Title 49, U.S.C. Federal Transit Administration - Section 5310 funds provide capital assistance and operating assistance for non-profit organizations that provide service to senior citizens and persons with disabilities. Beginning in federal fiscal year 2013, Congress consolidated into Section 5310 the activities of the former Section 5317 New Freedom Program through passage of the transportation authorization legislation, Moving Ahead for Progress in the 21st Century Act (MAP-21). Starting with federal fiscal year 2013, these funds are annually apportioned to each of the large urbanized areas (St. Louis, Kansas City and Springfield), apportioned separately on an aggregate basis to the small urbanized areas (between 50,000 – 199,999 population) and annually apportioned separately in aggregate to the non-urbanized / rural areas of the state. The department administers the funds apportioned to the non-urbanized /rural as well as small urbanized portions of Missouri. Beginning in state FY 2008 with FFY 2007 funds, projects to be funded by Section 5310 must be derived from a locally developed, coordinated public transit – human services transportation plan.

	STATE FISCAL YEAR PROJECT BUDGETING				
	7/2013- 6/2014	7/2014- 6/2015	7/2015- 6/2016	7/2016- 6/2017	7/2017- 6/2018
Section 5310					
MoDOT Administered Federal Funds	5,500,000	2,850,000	2,850,000	2,850,000	2,850,000
Local Match	1,375,000	712,500	712,500	712,500	712,500
TOTAL	6,875,000	3,562,500	3,562,500	3,562,500	3,562,500

Non-urbanized funds are programmed directly by the department on the basis of trips provided by the recipient organizations with extra weight given to medical, nutritional and other necessary trips. Replacement vehicles are given a priority over expansion vehicles. Financial capability to provide the local match and operate the vehicles must be demonstrated.

Non-Urbanized Area Public Transportation Formula Grants Federal Transit Administration Section 5311 and State Funds

Section 5311 of Chapter 53, Title 49, U.S.C. Federal Transit Administration - Section 5311 provides capital and operating assistance to public transportation systems in non-urbanized areas. A non-urbanized area is an area outside a city of 50,000 or more inhabitants and its densely settled fringe areas. Section 5311 projects include planning and technical studies, system design, capital acquisition, and assistance in defraying operating losses. Intercity over-the-road bus services are also eligible for funding.

Eligible recipients of Section 5311 assistance include public bodies, private not-for-profit corporations and operators of service that provide general public transportation services. Private for-profit providers of service are eligible through purchase of service agreements with a local public body for the provision of public transportation services. For-profit intercity carriers are also eligible.

Capital projects are funded 80 percent federal and 20 percent local. Operating assistance projects may receive up to 50 percent of their net loss from this program. As federally required, 15% of the Section 5311 funds are reserved to support intercity bus service. In the event that eligible applicants do not express an interest in supporting intercity bus service or, if the requests received are less than the reserved amount, then the funding reserved for intercity bus will be transferred to the rural public transit service. The Department may use up to 10% of its Section 5311 apportionment for program administration, planning and technical assistance, with no state match required. Ten percent of Section 5311 funds will be reserved at the discretion of the department to allow funding for emerging services. Forty percent of the remaining funds are allocated to non-urbanized city systems, with 60 percent going to county and regional operations. Increases in federal funds will be allocated proportionately to the 40% / 60% categories, then by population served by the applicant transit service organization within each category.

	STATE FISCAL YEAR PROJECT BUDGETING					
	7/2013- 6/2014	7/2014- 6/2015	7/2015- 6/2016	7/2016- 6/2017	7/2017- 6/2018	
Federal Asst	17,000,000	17,000,000	17,000,000	17,000,000	17,000,000	17,000,000
State Asst	100,000	100,000	100,000	100,000	100,000	100,000
Passenger Revenue	262,000	262,000	262,000	262,000	262,000	262,000
Local Govt Revenue	5,000,000	5,000,000	5,000,000	5,000,000	5,000,000	5,000,000
Section 5311						
TOTAL	22,362,000	22,362,000	22,362,000	22,362,000	22,362,000	22,362,000

MoDOT administers these Sec. 5311 federal funds for eligible transit program costs. State funds are 100 percent of the appropriation with 3 percent held in the governor's reserve. MoDOT does not receive local matching funds. Changes in individual contract amounts up to 10 percent may be made as circumstances warrant. In FFY 2013, Congress eliminated the former Section 5316 Job Access and Reverse Commute program, but made those activities in non-urbanized areas eligible for funding in the Section 5311 program

Fiscal Year 2013 Grantees - Operating Assistance			
Section 5311 Grantees	MoDOT Dist	Federal (\$)	State (\$)
Cape Girardeau County Transit Authority	SE	606,500	4,000
City of Bloomfield	SE	31,000	111
City of Carthage	SW	21,000	743
City of Clinton	SW	59,000	538
City of El Dorado Springs	SW	47,000	221
City of Excelsior Springs	KC	63,000	632
City of Houston	SW	58,000	111
City of Lamar	SW	42,000	253
City of Marshfield	SW	42,000	332
City of Mt. Vernon	SW	58,000	237
City of Nevada	SW	58,000	506
City of New Madrid	SE	39,000	190
City of West Plains	SE	76,000	632
Dunklin County Transit Service, Inc.	SE	197,000	1,929
Franklin County Transportation Council, Inc.	SL	165,000	2,735
Licking Bridge Builders, Inc.	SE	17,000	79
Macon Area Chamber of Commerce	NE	21,500	316
Mississippi County Transit System	SE	123,000	775
OATS, Inc.	All	6,694,000	114,053
Ray County Transportation, Inc.	KC	192,000	1,423
Ripley County Transit, Inc.	SE	115,000	791
Scott County Transportation System	SE	123,000	2,356
SERVE, Inc.	CD	161,000	711
Southeast Missouri State University	SE	175,000	775
Southeast Missouri Transportation Service, Inc.	CD, SE	1,906,500	22,039
Stoddard County Transit Services, Inc.	SE	150,000	1,613
Program Reserve	All	854,623	0
Section 5311(f) Grantees	MoDOT Dist	Federal (\$)	State (\$)
Burlington Trailways	NE, SL	55,160	0
Greyhound	KC, CD, NE, SW, SE, SL	1,220,534	0
Jefferson Lines	NW, KC, SW	452,000	0
Southeast Missouri Transportation Service, Inc.	SE, SL	52,500	0
Totals:		13,875,317	158,101
			Total (\$)
			14,033,418

Rural Transit Assistance Program Section 5311 (b)

Section 5311 (b) of Chapter 53, Title 49, U.S.C. Federal Transit Administration - The department administers the Federal Transit Administration Section 5311 (b) Rural Transit Assistance Program for the development and implementation of training, technical assistance and other support services for use by local transit providers in non-urbanized areas. No matching funds are required.

Federal Transit Administration allocates Rural Transit Assistance Program funds to each state based on an administrative formula. Federal Transit Administration first allocates \$65,000 to each state, and then distributes the balance of the annual funding according to the non-urbanized population of each state.

		STATE FISCAL YEAR PROJECT BUDGETING					
		7/2013- 6/2014	7/2014- 6/2015	7/2015- 6/2016	7/2016- 6/2017	7/2017- 6/2018	
Section 5311 (b)	Federal Assistance	225,000	225,000	225,000	225,000	225,000	225,000
	TOTAL	225,000	225,000	225,000	225,000	225,000	225,000

Transit Jobs Access and Reverse Commute Grant Program

Section 5316

Section 5316 of Chapter 53, Title 49, U.S.C. - Federal Transit Administration - The department administers Federal Transit Administration Section 5316 Jobs Access and Reverse Commute (JARC) program grants either earmarked to the state or designated to rural and small urban recipients prior to 2006 or appropriated to rural and small urbanized areas by formula in FFY 2006 through FFY 2012. This program was not reauthorized by Congress in MAP-21, however, those JARC activities are eligible for funding in either the Section 5307 or Section 5311 programs starting with FFY 2013 funds. This grant category funds up to 50 percent of the net cost to provide mobility services designed for new employees and low-income workers. This program will also fund up to 80 percent of capital costs for vehicles, equipment and facilities that support transit services providing mobility to new employees and low-income workers.

Prior to FFY 2006, Job Access and Reverse Commute grants were awarded by both a Congressional discretionary process as well as by a nationwide competitive process. Starting in FFY 2006, Job Access and Reverse Commute funds were appropriated to each state by formula with formula sub-allocations to direct recipient large urbanized areas (St. Louis, Kansas City and Springfield), as well as formula allocation in aggregate for a state's small urbanized areas and formula allocation for the rural area of each state. Projects in both small urbanized areas and projects in rural areas must be competitively selected on a statewide basis and be derived from locally developed, coordinated public transit – human services transportation plans. The two focuses of these grants are either the transport of low-income or formerly jobless persons to employment and/or the transport of low-income city dwellers to job sites located in suburban areas (reverse commute), such as industrial parks.

		STATE FISCAL YEAR PROJECT BUDGETING					
		7/2013- 6/2014	7/2014- 6/2015	7/2015- 6/2016	7/2016- 6/2017	7/2017- 6/2018	
Section 5316	Federal Asst	1,000,000	1,000,000	0	0	0	
	Local Match	1,000,000	1,000,000	0	0	0	
TOTAL		2,000,000	2,000,000	0	0	0	

New Freedom Transit Grant Program Section 5317

Section 5317 of Chapter 53, Title 49, U.S.C. - Federal Transit Administration - The department administers Federal Transit Administration Section 5317 New Freedom formula program grants in a program created by Congress in the federal transportation reauthorization legislation, SAFETEA-LU as appropriated for rural and small urbanized areas by formula. This program was not reauthorized by Congress in MAP-21, however, those New Freedom activities are eligible for funding in the Section 5310 program starting with FFY 2013 funds. This grant category funds up to 50 percent of the net cost to provide new mobility services, primarily for persons with disabilities when those mobility services are beyond the requirements of the Americans with Disabilities Act (ADA). This program will also fund up to 80 percent of capital costs for vehicles, equipment and facilities that support new transit services, primarily for persons with disabilities, for services beyond the requirements of ADA, or facility accessibility improvements beyond the requirements of the ADA not otherwise incorporated in an existing or planned project.

Starting in FFY 2006, New Freedom funds are appropriated to each state by formula with formula sub-allocations to direct recipient large urbanized areas, as well as formula allocations for a state's small urbanized areas and formula allocations for the rural area of each state. New Freedom projects in small urbanized areas and projects in rural areas must be competitively selected on a statewide basis and be derived from locally developed, coordinated public transit – human services transportation plans.

		STATE FISCAL YEAR PROJECT BUDGETING					
		7/2013- 6/2014	7/2014- 6/2015	7/2015- 6/2016	7/2016- 6/2017	7/2017- 6/2018	
Section 5317	Federal Asst	600,000	600,000	0	0	0	0
	Local Match	600,000	600,000	0	0	0	0
	TOTAL	1,200,000	1,200,000	0	0	0	0

State Safety Oversight Formula Grants Federal Transit Administration – Section 5329

Section 5329 of Chapter 53, Title 49, U.S.C. - Federal Transit Administration - The department administers Federal Transit Administration Section 5329 State Safety Oversight formula program grants created by Congress in the federal transportation authorization legislation, Moving Ahead for Progress in the 21st Century Act (MAP-21). Each state with transit rail systems not regulated by the Federal Railroad Administration is eligible to establish a state safety oversight (SSO) program with the responsibility to oversee fixed guideway public transportation safety and enforce federal law for rail fixed guideway public transportation safety. These Section 5329 grants fund up to 80% of the cost to administer and operate the state safety oversight program. Grant matching funds may not be derived from the transit systems subject to the state safety oversight.

		STATE FISCAL YEAR PROJECT BUDGETING					
		7/2013- 6/2014	7/2014- 6/2015	7/2015- 6/2016	7/2016- 6/2017	7/2017- 6/2018	
Section 5329	Federal Asst	900,000	900,000	900,000	900,000	900,000	900,000
	State Match	225,000	225,000	225,000	225,000	225,000	225,000
	TOTAL	1,125,000	1,125,000	1,125,000	1,125,000	1,125,000	1,125,000

Bus and Bus Facilities Program Formula Grants Federal Transit Administration – Section 5339

Section 5339 of Chapter 53, Title 49, U.S.C. - Federal Transit Administration - The department administers Federal Transit Administration Section 5339 Bus and Bus Facilities formula program grants created by Congress in the federal transportation authorization legislation, Moving Ahead for Progress in the 21st Century Act (MAP-21). This formula program replaces the discretionary Section 5309 program with respect to transit bus and transit bus related facility project funding. This grant category funds up to 80% of the cost to replace, rehabilitate and purchase buses and related equipment as well as construction of bus related facilities. These funds are annually apportioned to each of the large urbanized areas (St. Louis, Kansas City and Springfield), apportioned separately on an aggregate basis to the small urbanized areas (between 50,000 – 199,999 population) and annually apportioned separately in aggregate to the non-urbanized / rural areas of the state. The department administers the funds apportioned to the non-urbanized /rural as well as small urbanized portions of Missouri.

		STATE FISCAL YEAR PROJECT BUDGETING					
		7/2013- 6/2014	7/2014- 6/2015	7/2015- 6/2016	7/2016- 6/2017	7/2017- 6/2018	
Section 5339	Federal Asst	2,000,000	2,000,000	2,000,000	2,000,000	2,000,000	
	Local Match	500,000	500,000	500,000	500,000	500,000	
TOTAL		2,500,000	2,500,000	2,500,000	2,500,000	2,500,000	

Missouri Elderly and Handicapped Transportation Assistance Program

The Missouri Elderly and Handicapped Transportation Assistance Program (MEHTAP) provides state funds to approximately 200 non-profit organizations statewide who offer transportation services to the senior citizens and persons with disabilities at below-cost rates. State general revenue funds are divided among grantees taking into account ridership, costs and alternative services available (208.250 RSMo). Trips weighted by type (medical, essential services, recreation) determine total ridership. Costs are estimated by total vehicle miles operated by each recipient. Weighted trips and vehicle miles are given equal weights in computing a preliminary formula division of funds.

The preliminary formula division is adjusted for alternative services available, local resources and special client needs. Some discretion is exercised to adjust for inequities stemming from longevity in the program. MEHTAP funding is allocated by the Department in accordance with 208.250 – 208.265 RSMo and it state regulation 7 CSR 10-7.010 based on the following criteria: need for service, trip purpose, cost effectiveness, and cost and availability of alternative service.

Each year, project funding is contingent upon receipt of applications from eligible providers and an appropriation from the state legislature. Federal, local and private matching funds of over \$28,000,000 do not flow through MoDOT.

	STATE FISCAL YEAR PROJECT BUDGETING					
	7/2013- 6/2014	7/2014- 6/2015	7/2015- 6/2016	7/2016- 6/2017	7/2017- 6/2018	
MEHTAP						
State Funds	2,500,000	2,500,000	2,500,000	2,500,000	2,500,000	2,500,000
Non-State (other) funds	28,700,000	28,700,000	28,700,000	28,700,000	28,700,000	28,700,000
TOTAL	31,200,000	31,200,000	31,200,000	31,200,000	31,200,000	31,200,000

Missouri Elderly and Handicapped Transportation Assistance Program Fiscal Year 2013 Allocation

MoDOT District	MEHTAP Grantee	Amount
SE	Adult Day Activity Personal Training, Inc.	\$4,023
SW	Alternative Opportunities, Incorporated	\$2,175
NW	Andrew County Ministries, Inc.	\$205
SW	Area Agency on Aging, Region X	\$26,296
NW	Association of Group Homes for Nodaway County	\$4,316
SW	Barton County Memorial Hospital	\$2,469
SL	Bevo Area Community Improvement Corp.	\$5,255
KC	Bi-County Service, Inc.	\$1,706
SE	Big Springs Sheltered Workshop, Inc.	\$3,859
SE	Boothel Area Independent Living	\$1,706
SE	Boothel Counseling Services	\$8,892
SW	Burrell, Inc.	\$9,480
SE	Butler County Community Resource Council	\$2,469
NE	Butterfield Youth Services, Inc.	\$6,868
CD	Camden County Heart	\$2,879
SE	Cape Girardeau Community Sheltered Workshop, Inc.	\$16,960
CD	Capital City Area Council for Special Services	\$2,908
SL	Cardinal Ritter Institute Residential Services Corp.	\$8,892
KC	Casco Area Workshop	\$3,084
KC	Center for the Developmentally Disabled	\$8,775
CD	Central Missouri Area Agency on Aging	\$100,253
CD	Central Missouri Counties HDC	\$4,873
SW	Cerebral Palsy of Tri County	\$2,791
NW	Chariton County Sheltered Workshop, Inc.	\$2,556
KC	Child Advocacy Services Center, Inc.	\$5,783

MoDOT District	MEHTAP Grantee	Amount
KC	Children's Therapy Center of Pettis County, Inc.	\$10,770
SE	Choices for People Center for Citizens with Disabilities	\$8,247
SW	Christian County Enterprises, Inc.	\$2,879
SW	Clark Community Mental Health	\$4,375
SE	Community Counseling Center	\$8,423
SL	Community Living, Inc.	\$10,565
KC	Community of the Good Shepherd	\$8,482
NE	Community Opportunities for People with DD	\$7,338
SE	Community Sheltered Workshop, Inc.	\$7,015
KC	Comprehensive Mental Health Services, Inc.	\$8,130
NE	Concerned Christians for the Community, Inc.	\$2,351
SW	Council of Churches of the Ozarks, Inc.	\$5,109
CD	Crawford County Board for People with DD	\$3,583
SE	Current River Sheltered Workshop, Inc.	\$3,231
KC	Della Lamb Community Services	\$36,878
SL	Delta Center for Independent Living	\$1,764
CD	Dent County Sr. Citizens Service Fund Board	\$2,937
KC	Developmental Disability Resource Board of Clay County	\$11,826
SL	Disability Resource Association, Inc.	\$3,109
SE	Disabled Citizens Alliance for Independence, Inc.	\$3,613
KC	District III Area Agency on Aging	\$111,757
SE	Doco, Inc.	\$1,999
KC	Don Bosco Community Center	\$3,700
NE	Douglass Community Center, Inc.	\$1,852
NE	Earthwise Industries	\$4,823
KC	EITAS - Jackson County Board of Services for DD	\$40,839
SL	Emmaus Homes, Inc.- St. Charles	\$22,093
CD	Enrichment Services of Dent County, Inc.	\$25,203
SL	Franklin County Transportation Council, Inc.	\$16,255
SE	Fun & Friends of Thayer Area, Inc.	\$2,029

MoDOT District	MEHTAP Grantee	Amount
SL	Gateway Chapter Paralyzed Veterans of America, Inc.	\$2,087
CD	Gateway Industries of Eldon	\$2,410
CD	Golden Echoes of Steelville	\$1,230
SW	Golden Valley Memorial Hospital	\$2,204
SL	Good Samaritan Independent Living, Inc.	\$2,439
NW	Grundy County SB 40 Board	\$2,526
KC	Guadalupe Center, Inc.	\$3,055
SL	Guardian Angel Settlement Association	\$1,940
NW	Harrison County Community Hospital District	\$3,348
NW	Harrison County Sheltered Workshop	\$4,903
NW	High Hope Employment Services, Inc.	\$4,844
KC	HST Children's Neurological	\$4,727
KC	I-70 Medical Center Auxiliary	\$1,970
KC	Ideal Industries, Inc.	\$25,232
KC	Immacolata Manor, Inc.	\$2,821
SL	Independence Center	\$23,325
CD	Independent Living Center of Mid-Missouri	\$7,192
SW	Jasper County Sheltered Facilities Assoc., Inc.	\$9,948
SL	Jefferson County Community Partnership	\$6,487
SL	Jefferson County Commission for the Handicapped	\$23,091
KC	Johnson County Board of Services	\$5,754
KC	KCATA Share-A-Fare	\$60,669
SL	Kingdom House	\$4,228
CD	Laclede County ARC	\$5,226
CD	Laclede Early Education Program	\$2,204
CD	Laclede Industries	\$4,492
KC	Lafayette County Board of Sheltered Services	\$8,570
CD	Lake of the Ozarks Developmental Center, Inc.	\$4,823
SW	Lamar Community Betterment Council, Inc.	\$4,757
NE	Learning Opportunities Quality Works, Inc.	\$17,693

MoDOT District	MEHTAP Grantee	Amount
SE	LIFE, Inc.	\$3,114
NW	Living Community of St. Joseph	\$2,410
NW	Livingston County SB 40 Board	\$2,380
NE	Macon County Sheltered Workshop, Inc.	\$2,116
SE	Madison County Council for Developmental Disabilities	\$3,376
SE	Manufacturers Assistance Group, Inc.	\$5,989
NE	Mark Twain Association for Mental Health, Inc.	\$27,902
NE	Mennonite Home Association, Inc.	\$2,029
KC	Mid-America Regiona Council (MARC)	\$131,479
SL	Mid-East Area Agency on Aging	\$164,349
SE	Mississippi County Transit	\$6,722
CD	Moniteau County SB40 Board	\$2,410
NE	Monroe City Sheltered Workshop	\$3,319
NE	Montgomery County SB40 Board	\$7,074
KC	Mu'Min Transportation Service Association	\$3,524
SE	My Camp	\$3,319
CD	New Horizons Community Support Services, Inc.	\$4,169
NW	NoCoMo Industries, Inc.	\$2,732
NE	North Central Mo Mental Health Center	\$3,377
NE	Northeast Missouri Area Agency on Aging, Inc.	\$82,174
KC	Northland Foundation	\$1,940
SL	Northside Community Center	\$3,202
NW	Northwest Missouri Area Agency on Aging, Inc.	\$115,044
NW	Northwest Missouri Industries, Inc.	\$4,727
CD	OATS, Inc.	\$57,354
SE	Opportunities Sheltered Industries, Inc.	\$5,079
NW	Opportunity Workshop, Inc.	\$2,975
SE	Oregon County Board for the Sr. Service	\$965
SE	Oregon County Sheltered Workshop	\$2,439
CD	Osage County Special Services (SB40)	\$3,554

MoDOT District	MEHTAP Grantee	Amount
SW	Ozark Center	\$5,313
SW	Ozark Independent Living	\$2,204
SE	Ozark Sheltered Industries, Inc.	\$6,047
SW	Ozarks Area Community Action Corporation	\$7,895
SL	Paraquad, Inc.	\$3,436
KC	Pathways Community Behavioral Healthcare, Inc.	\$10,917
SE	Pemiscot Progressive Industries, Inc.	\$10,712
SE	Perry County Services, Inc.	\$4,053
NE	Pike County Agency for DD	\$7,103
KC	Platte County Board of Services for the DD	\$17,723
KC	Platte Senior Services	\$1,823
KC	Platte Sr Citizens Services Fund	\$2,556
SL	Pony Bird	\$2,791
SL	Productive Living Board for St. Louis County Citizens with DD	\$14,466
CD	Pulaski County Board for the Handicapped	\$4,932
CD	Quality Industries of the Lake of the Ozarks, Inc.	\$4,757
KC	Rainbow Center for Communicative Disorders	\$6,282
SL	Ranken Jordan Home for CCC	\$2,351
KC	Ray County Board of Services for the DD	\$2,175
KC	ReDiscover	\$13,792
SE	Reynolds County Sheltered Workshop, Inc.	\$2,644
SE	Ripley County Senior Services	\$1,940
KC	Rockhill Academy for Independent Living	\$1,734
NW	Rolling Hills Creative Living	\$7,631
SW	Royal Oaks Hospital	\$5,812
SE	RSVP New Madrid/Pemiscot/Scott Co.	\$1,756
SE	Scenic Rivers Industries, Inc.	\$2,791
SE	SEMO Alliance for Disability Ind., Inc.	\$2,791
NE	Senior Adult Services, Inc.	\$5,020
SE	Senior Citizens of Mountain View	\$1,970

MoDOT District	MEHTAP Grantee	Amount
CD	Seve, Inc.	\$2,087
SE	Services for Extended Employment	\$3,847
SE	Shannon County Council on Aging, Inc.	\$1,940
SL	Sheltered Industries of Meramec Valley	\$411
KC	Sherwood Center for the Exceptional Child	\$234
SE	Southeast Missouri Area Agency on Aging	\$205,436
SE	Southeast Missouri State University	\$6,164
SW	Southwest Center for Independent Living	\$2,762
SW	Southwest Missouri Office on Aging	\$90,392
NW	Specialty Industries of St. Joseph, Inc.	\$2,644
SW	Springfield Workshop Transit, Co.	\$3,994
SL	St. Anthony's Medical Center	\$4,492
SL	St. Elizabeth Adult Day Care Center, Inc.	\$13,318
SE	St. Francois County Board for the DD	\$6,575
SL	St. Louis Area Agency on Aging	\$242,415
SL	St. Louis Care and Counseling	\$645
SL	St. Louis Connectcare	\$3,407
SL	St. Louis Life	\$3,554
SL	St. Louis Office for MR/DD Resources	\$8,629
SL	St. Louis Society for Physically Disabled	\$3,466
SE	Ste. Genevieve County Sheltered Workshop	\$5,754
SE	Ste. Genevieve County Sr. Citizens' Services	\$5,608
SE	Stoddard County Sheltered Facilities Board of Directors	\$8,218
SW	Stone County Council on Aging	\$2,087
KC	Swope Health Services	\$7,396
SE	Terrace Gardens Retirement Center, Inc.	\$2,351
CD	The Independent Living Center, Inc.	\$2,116
SL	The Sarah Community	\$2,644
SE	Three Rivers Sheltered Industries, Inc.	\$4,375
SE	Unique Services, Inc.	\$3,231

MoDOT District	MEHTAP Grantee	Amount
CD	Unlimited Opportunities, Inc.	\$10,887
NE	Warren County Handicapped Services, Inc.	\$6,076
CD	Washington County Board for the Handicapped	\$3,729
CD	Washington County Sr. Citizens Service Fund	\$4,551
SW	Web-Co Custom Industries, Inc.	\$4,463
SE	WestVue, Inc.	\$1,911
NE	Wider Opportunities, Inc.	\$3,377
SE	Willow Health Care, Inc.	\$2,380
NW	Worth County Convalescent Center	\$2,605
SL	Zion Housing, Inc.	\$2,058
	Total:	\$2,393,732

Waterways

Missouri is fortunate to have over 1,000 miles of navigable waterways on the Mississippi and Missouri rivers, which provide tremendous opportunities for waterborne commerce. Currently, approximately 2.3 million tons of material, worth an estimated \$4.1 billion, is handled through Missouri's public port authorities annually. Barge transport provides an environmentally friendly way to transport large amounts of material at a lower cost compared to other modes. One barge can hold the equivalent of 15 railcars or 60 trucks. The Missouri General Assembly appropriates funding for waterway programs from general revenue and/or the State Transportation Fund.

Port Authority Administrative Grants - Ports apply for the administrative grants annually. The administrative grants are used to reimburse public port authorities for administrative costs, such as salaries, benefits, travel, office expenses and utilities. These grants are subject to an annual audit and do not require a match. The administrative grants were established to assist public port authorities as they establish their economic base (i.e. "keep the lights on"). New language was added to allow funds to be used for either administrative expenses or capital projects. This program has received an annual appropriation of \$450,000 from FY 2005 through FY 2010. The appropriation for FY 2011 was \$359,747, FY2012 was \$374,747, and FY 2013 is \$375,000 and currently provides assistance to the following port authorities:

Howard/Cooper County Regional	Jefferson County	Kansas City
Lewis County/Canton	Marion County	Mississippi County
New Bourbon Regional	New Madrid County	Pemiscot County
St. Joseph Regional	St. Louis County	St. Louis City
Southeast Missouri Regional	Mid-America Port Commission	Pike/Lincoln Regional

Ferry Boat Operating Assistance - The State of Missouri currently subsidizes two public ferry boat operations in Ste. Genevieve and Mississippi Counties. In 2010, they provided transport to over 44,866 passengers and 22,839 vehicles across the Mississippi River. Annually \$75,000 was appropriated to support each ferryboat operation from FY 1999 through FY 2007; an increase to \$80,000 was approved for FY 2008 and FY 2009. There was another increase to \$88,000 for FY 2010 through FY 2013. The State of Kentucky also matches dollar for dollar support for the Mississippi County ferry boat.

Port Capital Improvement Program - Capital improvement grants assist ports with capital expenditures, such as dock construction, mooring dolphins, access improvements, utility extensions, and general site development. Grants require a 20 percent local match and are subject to audit. There was little state funding support for port capital projects until FY 2007 when \$1,500,000 was appropriated from the State Transportation Fund. In FY 2008 there was no funding for the program but in FY 2009 the program received \$6,650,000 from General Revenue and the MHTC allocated \$4,500,000 from America Recovery and Reinvestment Act discretionary funds for port capital improvements. It is difficult to predict funding in future years. The Missouri Port Authority Association and MoDOT have cooperatively completed an assessment of port infrastructure needs detailing approximately \$15.3 million in critical/immediate port capital improvement needs. Should additional capital

funds be appropriated, grants will be awarded based on the applications submitted, respective budgets, audit reports, and viability and opportunity of growth at each port authority.

MISSOURI STATEWIDE TRANSPORTATION PROGRAM FY 2014-2018							
WATERWAYS PROGRAM							
LOCATION	MoDOT DISTRICT	PROJECT DESCRIPTION	7/2013-6/2014	7/2014-6/2015	7/2015-6/2016	7/2016-6/2017	7/2017-6/2018
Statewide		Administrative Grants	375,000	375,000	375,000	375,000	375,000
New Bourbon	SE	Ferry Boat Operating Assistance	88,000	90,000	90,000	94,000	94,000
Mississippi County	SE	Ferry Boat Operating Assistance	88,000	90,000	90,000	94,000	94,000
Mississippi County	SE	Port site improvements	60,000				
St. Joseph Regional	NW	Fire hydrant	16,000				
St. Joseph Regional	NW	Port site rail improvements	665,250				
SEMO Regional	SE	Railroad improvements for loop track project	593,750				
SEMO Regional	SE	Liquid terminal construction, warehouse, paving		1,508,000	800,000		
New Bourbon Regional	SE	Road improvements on site	625,000				
New Bourbon Regional	SE	Phases II and III harbor construction		1,600,000	1,000,000		
New Bourbon Regional	SE	Water, utility extensions, mooring dolphins, truck scale				2,650,000	
New Madrid County	SE	Land acquisition	840,000				
New Madrid County	SE	Dolphins, truck scales, road improvements		602,000	660,000		
Pemiscot County	SE	Extend rail spur	125,000				
Pemiscot County	SE	Cargo dock/tank barge facility, rail and utility extensions			1,410,000		1,800,000
Howard/Cooper County	CD	Grain storage bin Land acquisition		300,000			25,000
Jefferson County	SL	Port site improvements	575,000				
Kansas City	KC	Rail yard rehabilitation	250,000				
		TOTAL	\$4,301,000	\$4,565,000	\$4,425,000	\$3,213,000	\$2,388,000

Freight

Freight Enhancement Program - The objective of the newly developed Freight Enhancement Program is to focus on improving and maintaining the high priority freight assets and corridors that are critical to the movement of freight into, out of, within, and through the state. This process is based on partnerships with freight stakeholders and public officials to identify the greatest freight movement needs and remove barriers to efficient movement of goods through capital improvements to the system. Funding is provided by the State Transportation Fund.

Missouri's transportation assets in rail, water, interstate highways, and airports combined with Missouri's strategic location provides great opportunity to become the freight center of the nation. As reported in Missouri's 2011 Final Report of the Strategic Initiative for Economic Growth, freight haulers and logistics were identified as one of seven target clusters for potential economic growth in the future.

Missouri's strategic location is within 500 miles of:

- 43 percent of the U.S. population.
- 41 percent of total U.S. buying power.
- 44 percent of total U.S. wholesale trade.
- 44 percent of all U.S. manufacturing plants.
- 7 of the 25 top international cargo hubs in the U.S

MISSOURI STATEWIDE TRANSPORTATION PROGRAM FY 2014-2018						
Freight Enhancement Program						
LOCATION	MoDOT DISTRICT	PROJECT DESCRIPTION	7/2013-6/2014	7/2014-6/2015	7/2015-6/2016	7/2016-6/2017
City of Springfield	SW	West wye relocation	3,246,000			
Pemiscot County Port Authority	SE	Extend rail spur	375,000			
Jefferson County Port Authority	SL	Port site improvements; dock improvements	650,000			
Kansas City Port Authority	KC	Rail yard rehabilitation	317,500			
		TOTAL	\$4,588,500	n/a	n/a	n/a

Proposed Allocation of Expenditures for remainder of 1992 Plan RSMo 21.795.2(3)

The information in this section is in accordance with the highlighted portion in the following section of the reporting statute. ***"(3) The proposed allocation and expenditure of moneys and the proposed work plan for the current fiscal year, at least the next four years, and for any period of time expressed in any public transportation plan approved by either the general assembly or by the voters of Missouri. This proposed allocation and expenditure of moneys shall include the amounts of proposed allocation and expenditure of moneys in each of the categories listed in subdivision (1) of this subsection; ..."*** Section 21.795.2(3), RSMo 2009 (L. 2009 HB 683 merged with HB 752). (emphasis added).

The 2013 Proposed Allocation and Expenditure of Moneys for the 1992 15-Year Plan reports that the total construction funds available for the period 1992-2010 were \$18.3 billion as compared to the original 1992 Plan estimated revenues of \$12.6 billion. The increase in revenue is attributable primarily from federal receipts due to increased apportionments from the Transportation Equity Act for the 21st Century Act (TEA-21) and the Safe, Accountable, Flexible, Efficient Transportation Equity Act: A Legacy for Users (SAFETEA-LU) and the passage of the American Recovery and Reinvestment Act of 2009 (ARRA). In addition, \$3.9 billion of bond proceeds and additional motor vehicle sales tax revenues were added to construction funding available, which was not anticipated in the original 1992 plan.

**Schedule of Funds Expended by Project for
Construction Work in Progress in FY 2013
RSMo 21.795.2(4)**

Introduction

The information in this section is in accordance with the following section of the reporting statute. *"(4) The amounts which were planned, estimated and expended for projects in the state highway and bridge construction program or any other projects relating to other modes of transportation in the preceding state fiscal year and amounts which have been planned, estimated or expended by project for construction work in progress;"* Section 21.795.2(4), RSMo (A.L. 2012 H.B. 1402)

Information in this section compares the cost estimates and expenditures for highway improvements currently in progress. The figures show MoDOT is practicing good fiscal management and is delivering good value for funds taxpayers invest in transportation. Cost estimates at the time projects appeared on the most recent Five-Year Highway and Bridge Construction Schedule are compared with costs, through the end of state fiscal year 2013, of projects that have been put under contract but have not been closed out. Included in the estimate and award costs are costs for preliminary engineering (developing the roadway and bridge plans), right of way, construction engineering (inspecting the project during construction) and construction.

The 628 projects in progress were estimated to cost \$4,255,380,000. The total project costs at award for those projects were \$4,114,695,000, which represents a difference of \$140,685,000 or 3.3 percent under estimate. These projects are not complete and additional changes will occur before the projects are finished, which in turn will affect the percentage difference.

For other modes of transportation, the estimate for capital projects in progress during state fiscal year 2013 totaled \$54,577,985. The actual contract cost for these projects is \$49,919,760 which represents a difference of \$4,658,225 or 8.5 percent under estimate. However, these projects are not complete and additional charges will occur before the projects are finished. These numbers do not include operating assistance for the other modes, such as Amtrak, State Transit Assistance Program, Missouri Elderly and Handicapped Transportation Assistance Program and traffic control tower operating assistance.

Construction Work in Progress in SFY 2013

RSMo 21.795.2(4)

KEY

County	Route	Job No.	Award Date	Description of Location/Improvement	Estimate *	Project Cost at Award #	Cost through SFY 2013

County location of project

Job number used to track project costs

Project estimate from the most recent program

Dollars spent on project through SFY 2013

Route location of project

Month and year in which work was started

Details of project description, improvement and location of project

Total project cost at award stage

*Includes preliminary engineering, right of way, construction, and construction engineering.

Construction Work in Progress in SFY 2013 RSMo 21.795.3(4)

(Dollars are in Thousands)

County	Route	Job No.	Award Date	Description of Improvement / Location	Estimate *	Project Cost at Award *	Cost through SFY 2013
Andrew	29	2I2164C	5/2012	Job Order Contracting for pavement repair from Rte. K to Rte. 92 in Platte County. Includes I-229 in Andrew and Buchanan counties.	\$268	\$402	\$103
Atchison	136	1P0980	2/2011	Resurface driving lanes and improve shoulders from Rte. M to Rte. 71 near Burlington Junction.	\$3,747	\$3,578	\$3,587
Atchison	136	1P1047	5/2012	Replace bridge over Little Tarkio Creek, 0.4 mile east of Rte. M near Tarkio.	\$1,518	\$1,270	\$1,249
Atchison	136	1P2199	2/2011	Install edgeline and centerline rumble stripes from Rte. M (Atchison Co.) to Rte. 71 (Nodaway Co.) near Burlington Junction.	\$74	\$65	\$59
Atchison	136	1P3021	4/2012	Road repair and resurfacing work due to flooding from near Missouri River bridge to G Avenue, near Phelps City.	\$1,037	\$1,384	\$1,223
Atchison	29	1I2155	6/2011	Grading, drainage, pavement, utilities and structure work to construct a new Welcome Center along southbound lane 0.9 mile south of Rte. 136 near Rock Port.	\$5,199	\$5,889	\$5,814
Atchison	29	1I2207	12/2012	Pavement and shoulder improvements from Rte. 111 to Rte. W near Corning.	\$4,514	\$4,621	\$46
Atchison	29	2I2164B	5/2012	Job Order Contracting for pavement repair from the Iowa State line to Rte. K in Andrew County.	\$268	\$415	\$39

*Includes preliminary engineering, right of way, construction, and construction engineering.

10/28/2013

MoDOT

Page 1 of 80

Construction Work in Progress in SFY 2013

RSMo 21.795.3(4)

(Dollars are in Thousands)

County	Route	Job No.	Award Date	Description of Improvement / Location	Estimate *	Project Cost at Award *	Cost through SFY 2013
Atchison	D	1S3020	4/2012	Resurface roadways from damage due to flooding in Atchison County on Rte. D, Rte. E, and on Rte. U near the cities of Rock Port and Phelps City.	\$645	\$565	\$501
Buchanan	169	1P2215	4/2013	Resurfacing and shoulder improvements from Rte. FF, in St. Joseph, to Clay County near Trimble.	\$3,689	\$3,942	\$1,847
Buchanan	36	1P2195	12/2012	Pavement and shoulder improvements on the eastbound lanes east of St. Joseph from 0.8 miles east of Rte. AC to 0.7 miles east of Rte. 31 in Dekalb County.	\$4,896	\$4,287	\$336
Clinton	33	1L1300B	4/2013	Thin lift overlay from Rte. 116, in Lathrop, to Rte. PP near Holt.	\$462	\$444	\$2
Clinton	35	1S2153	4/2013	Resurface driving lanes and shoulders from Rte. 69 South intersection to I-35 in Cameron.	\$577	\$423	\$35
Daviess	35	1I2221	2/2013	Pavement rehabilitation from Rte. C near Pattonsburg to south of the Rte. 69 intersection.	\$5,444	\$2,051	\$892
Daviess	35	2I2165E	4/2013	Job Order Contracting for pavement repair from Rte. 6 in Daviess County near Winston to Rte. 92 in Clay County near Kearney.	\$270	\$359	\$0
Dekalb	36	1L1300C	4/2013	Thin lift overlay from Ensign Trace Road to Rte. 69 (Walnut Street) in Cameron.	\$64	\$64	\$0

*Includes preliminary engineering, right of way, construction, and construction engineering.
10/28/2013

MoDOT

Construction Work in Progress in SFY 2013 RSMo 21.795.3(4)

(Dollars are in Thousands)

County	Route	Job No.	Award Date	Description of Improvement / Location	Estimate *	Project Cost at Award *	Cost through SFY 2013
Dekalb	36	1P2217	2/2012	Pavement improvements on driving lanes and shoulders on the westbound lane from Rte. 31 South to 0.7 mile east of Rte. 31 North.	\$3,691	\$2,481	\$2,500
Dekalb	6	1P3027	2/2013	Resurfacing and shoulder improvements from Rte. 31, north intersection, to Rte. 69 near Altamont.	\$3,400	\$3,429	\$60
Dekalb	69	1P2214	4/2013	Resurface roadway from Pence Road to Loop 35 South intersection in Cameron.	\$1,112	\$968	\$54
Gentry	136	1S2198	4/2013	Resurface roadway through Albany from Rte. 136 on the west side to Rte. 136 on the north side.	\$876	\$625	\$254
Gentry	85	1S0877	4/2013	Pavement reconstruction with curbs, gutters and sidewalks from Bus. 136, in downtown Albany, to the bridge over Town Branch south of the business district.	\$1,371	\$1,602	\$440
Gentry	Z	1L1301	3/2013	Thin lift overlay from Rte. 169, in King City, to Rte. 69 in Daviess County.	\$1,678	\$1,219	\$1,122
Harrison	35	2I2164D	5/2012	Job Order Contracting for pavement repair from the Iowa State line to Rte. 6 in Daviess County.	\$268	\$426	\$483
Holt	111	1S3019B	4/2012	Roadway repair and resurfacing work due to flooding from Craig, south to Rte. 118 and from Rte. 159 south one mile.	\$1,800	\$1,006	\$1,021

*Includes preliminary engineering, right of way, construction, and construction engineering.

10/28/2013

MoDOT

Construction Work in Progress in SFY 2013

RSMo 21.795.3(4)

(Dollars are in Thousands)

County	Route	Job No.	Award Date	Description of Improvement / Location	Estimate *	Project Cost at Award *	Cost through SFY 2013
Holt	159	1P0777	7/2010	Payback to Nebraska for roadway and approaches for a new bridge over the Missouri River.	\$5,254	\$6,731	\$6,266
Holt	159	1P0777B	7/2010	Construct main bridge span for new bridge over the Missouri River.	\$7,445	\$9,083	\$7,164
Holt	29	1I2162	1/2011	Pavement improvements from Rte. W to Rte. 59 intersection at Craig.	\$2,255	\$1,916	\$2,139
Holt	29	1I2163	1/2011	Pavement improvements from Rte. 59 interchange to Rte. 118 at Mound City.	\$2,610	\$1,960	\$2,063
Holt	P	1S3018	4/2012	Resurface sections of roadways due to flooding in Holt County on Rte. P (near Big Lake), Rte. 113 (near Mound City) and Rte. 159 (near Big Lake).	\$1,401	\$1,108	\$1,002
Linn	129	1L1300E	2/2013	Thin lift overlay from Rte. 11 to Rte. 36 near Bucklin.	\$789	\$1,097	\$964
Livingston	V	2S0787	2/2013	Cost share project with the city of Chillicothe for bridge improvements over IMLR railroad 0.5 mile north of Chillicothe.	\$3,696	\$2,818	\$1,491
Mercer	N	1L1302	2/2013	Thin lift overlay from Rte. V to Rte. B in Mercer County, near Cainsville.	\$241	\$378	\$331

*Includes preliminary engineering, right of way, construction, and construction engineering.
10/28/2013

MoDOT

Construction Work in Progress in SFY 2013 RSMo 21.795.3(4)

(Dollars are in Thousands)

County	Route	Job No.	Award Date	Description of Improvement / Location	Estimate *	Project Cost at Award *	Cost through SFY 2013
Nodaway	46	1L1303	3/2013	Preventative maintenance treatment from Rte. 136 to Rte. 169 in Grant City.	\$486	\$453	\$0
Nodaway	A	1B0803C	11/2011	Bridge painting on Rte. A over Elkhorn Creek and on Rte. VV over Long Branch in Nodaway County.	\$197	\$174	\$165
Sullivan	E	2S0792	11/2010	Bridge improvements over Medicine Creek drainage ditch 0.5 mile east of Rte. 139. Project involves bridge T0485.	\$627	\$612	\$621
Various	Various	1P2223	6/2012	Job Order Contracting for guard cable and guardrail repair on major routes in the Northwest District.	\$301	\$266	\$571
Worth	C	1L1300D	11/2012	Thin lift overlay from Rte. 46, in Allendale, to Rte. 136 in Albany.	\$1,330	\$1,150	\$1,073
Adair	6	2L1300D	2/2013	Pavement treatment from the Chariton River near Novinger, in Adair County to Rte. 129 in Green City, in Sullivan County.	\$338	\$316	\$305
Adair	63	2P0483H	6/2009	Construct 6 miles of new two-lane roadway on four-lane right of way on the east side of Kirksville from Benton Way to the Rte. 6 connection. *Economic Recovery Project*	\$20,702	\$20,445	\$22,113
Adair	63	2P3016	6/2013	Construct median opening 2.1 miles north of Rte. KK, near Kirksville.	\$109	\$151	\$0

*Includes preliminary engineering, right of way, construction, and construction engineering.

10/28/2013

MoDOT

Page 5 of 80

Construction Work in Progress in SFY 2013

RSMo 21.795.3(4)

(Dollars are in Thousands)

County	Route	Job No.	Award Date	Description of Improvement / Location	Estimate *	Project Cost at Award *	Cost through SFY 2013
Clark	136	3P2228H	2/2013	Pavement and shoulder improvements from 0.5 mile west of BNSF railroad near Medill to the Rte. 27 interchange at Wayland.	\$1,317	\$2,264	\$14
Clark	C	3B08011	5/2010	Bridge rehabilitation on Rte. C over BNSF railroad and Rte. NN over Fox River.	\$1,221	\$1,341	\$1,322
Knox	156	3S0445	4/2013	Replace bridge over Salt River 2 miles east of Macon County line.	\$1,227	\$1,196	\$233
Lewis	B	3S2160	6/2013	Replace bridge over Wyaconda River 1.1 miles north of Bus. 61 in LaGrange.	\$1,105	\$1,044	\$180
Lincoln	47	2P3015	3/2013	Pavement treatment and shoulder improvements from Rte. A in Hawk Point to 0.2 mile north of I-70 in Warrenton.	\$943	\$1,269	\$13
Lincoln	47	3P2174	8/2011	Intersection improvements at Fairgrounds Road and Ellis Avenue in Troy.	\$847	\$991	\$980
Lincoln	47	3P2228G	8/2012	Pavement and shoulder improvements from Rte. 79 to 0.7 mile east of Rte. 61 near Troy.	\$1,824	\$1,704	\$1,689
Lincoln	61	3P0749	7/2012	Construct interchange at South Lincoln Drive in Troy.	\$10,361	\$8,471	\$6,174

*Includes preliminary engineering, right of way, construction, and construction engineering.
10/28/2013

MoDOT

Construction Work in Progress in SFY 2013 RSMo 21.795.3(4)

(Dollars are in Thousands)

County	Route	Job No.	Award Date	Description of Improvement / Location	Estimate *	Project Cost at Award *	Cost through SFY 2013
Lincoln	79	2L1300C	12/2012	Pavement treatment from the Pike County line to Rte. 47 near Winfield.	\$390	\$456	\$0
Lincoln	79	3P0459	3/2013	Bridge improvements over Lost Creek at south city limits of Elsberry.	\$1,354	\$1,317	\$353
Lincoln	79	3P0460	4/2012	Replace bridge over Sandy Creek 1 mile north of Rte. Y.	\$2,312	\$2,837	\$2,212
Lincoln	E	3L1300E	12/2012	Thin lift overlay from Rte. UU in Silex to Rte. 61.	\$288	\$337	\$0
Lincoln	H	3L1300F	12/2012	Thin lift overlay from Rte. E. south junction to Rte. 47 at Troy.	\$604	\$557	\$0
Lincoln	Old Cap Au Gris Rd.	3P2171E	2/2011	Bridge improvements on Old Cap Aus Gris Road over Rte. 61 in Troy.	\$99	\$62	\$63
Lincoln	Y	2L1300F	12/2012	Thin lift overlay from Rte. W to Rte. 79 near Foley.	\$413	\$398	\$0
Lincoln	Z	3S0788	4/2013	Streambank stabilization to protect bridge over Sulphur Creek 1.4 miles west of Rte. HH.	\$247	\$167	\$73

*Includes preliminary engineering, right of way, construction, and construction engineering.

10/28/2013

MoDOT

Construction Work in Progress in SFY 2013

RSMo 21.795.3(4)

(Dollars are in Thousands)

County	Route	Job No.	Award Date	Description of Improvement / Location	Estimate *	Project Cost at Award *	Cost through SFY 2013
Macon	C	2L1300E	2/2013	Pavement treatment from Macon Street in Bevier to the Randolph County line.	\$241	\$194	\$188
Marion	168	3S0781	3/2012	Replace bridge over North River 1.4 miles west of Rte. C.	\$2,556	\$2,027	\$2,021
Marion	168	3S2225	3/2013	Bridge improvements over South River and Rte. Z over North Fork North River.	\$171	\$361	\$149
Marion	24	2P3004	7/2012	Intersection improvements at County Road 344 north of Palmyra.	\$820	\$857	\$778
Marion	24	2P3012	8/2012	Pavement treatment on various lanes at Rtes. 24 and 61 interchange at Taylor.	\$225	\$242	\$281
Marion	24	3B0801M	2/2010	Rehabilitate bridge on Rte. 24 over North River and Bus. Rte. 61 over Rte. 24.	\$3,233	\$2,075	\$2,123
Marion	24	3P2211	3/2012	Intersection improvements at various locations through Palmyra.	\$831	\$1,469	\$1,320
Marion	36	3P0791	11/2010	Pavement surface treatment on eastbound lanes from 0.4 mile west of Bus. 36 West junction to Old Hwy. 36.	\$693	\$459	\$647

*Includes preliminary engineering, right of way, construction, and construction engineering.
10/28/2013

Construction Work in Progress in SFY 2013 RSMo 21.795.3(4)

(Dollars are in Thousands)

County	Route	Job No.	Award Date	Description of Improvement / Location	Estimate *	Project Cost at Award *	Cost through SFY 2013
Marion	61	3P0714	6/2012	Intersection improvements at West Ely Road and Pleasant Street in Hannibal.	\$705	\$1,770	\$1,883
Marion	79	3P2193	3/2013	Pavement and shoulder improvements from 0.1 mile north of Rte. T in Marion County to Rtes. E and N in Ralls County.	\$5,454	\$4,963	\$547
Marion	CC	3B0801L	5/2011	Bridge improvements on Rte. CC over South Fork North River in Marion County and Rte. T over Salt River in Shelby County.	\$1,477	\$1,379	\$1,436
Marion	Z	3L1300H	2/2013	Thin lift overlay from Rte. C west junction in Marion County to Rte. 36 interchange at Monroe City in Ralls County.	\$374	\$386	\$22
Monroe	154	3S2190C	2/2013	Rehabilitate bridges on Rte. 154 over Elk Fork Salt River and over South Fork Salt River in Monroe County and on Rte. J over Cannon Dam Reservoir and over Lick Creek in Ralls County.	\$3,298	\$2,454	\$290
Monroe	24	3P0784	11/2010	Pavement surface treatment from 1.6 miles east of Rte. U east to 0.5 mile east of Rte. HH, near Stoutsville (2 disconnected sections).	\$951	\$749	\$753
Montgomery	70	2I2165J	4/2013	Job Order Contracting for pavement repair from the Callaway County line to the St. Charles County line.	\$537	\$601	\$2
Montgomery	70	2I3034	6/2013	Job Order Contracting for guard cable repair on I-70 in Montgomery and Warren counties, Rte. 47 in Warren County, Rte. T in Ralls County and Rte. 36 in Macon County.	\$270	\$288	\$0

*Includes preliminary engineering, right of way, construction, and construction engineering.

Construction Work in Progress in SFY 2013

RSMo 21.795.3(4)

(Dollars are in Thousands)

County	Route	Job No.	Award Date	Description of Improvement / Location	Estimate *	Project Cost at Award *	Cost through SFY 2013
Montgomery	70	3P2224	5/2012	Job Order Contracting for guard cable repair on I-70 in Montgomery and Warren counties, Rte. 47 in Warren County and Rte. T in Ralls County.	\$755	\$302	\$363
Montgomery	AA	3S2230	6/2013	Pedestrian improvements on east side of road from West Street to 0.1 mile south of Polar Street in Wellsville.	\$77	\$78	\$22
Pike	161	3L1300G	12/2012	Thin lift overlay from Rte. M in Pike County to Rte. 19 north junction in Montgomery City in Montgomery County.	\$968	\$948	\$0
Pike	61	3P0777	11/2012	Pavement improvements on northbound and southbound lanes from 0.5 mile south of Rte. 19 in Ralls County south to 0.7 mile south of Rte. UU in Pike County (3 disconnected sections).	\$1,706	\$1,647	\$1,541
Pike	79	3P2200	3/2013	Replace bridge over Little Calumet Creek 2.3 miles north of Rte. N, near Clarksville.	\$1,556	\$1,041	\$116
Ralls	19	3P2152	2/2012	Pavement improvements from 0.2 mile east of Rte. 61 in Ralls County to Rte. J in Audrain County.	\$4,157	\$4,659	\$5,154
Randolph	3	2P2224	6/2013	Pedestrian improvements on both sides of the road from the city limits to Clinton Street in Clifton Hill.	\$416	\$755	\$95
Randolph	3	2P3010	2/2013	Pavement and shoulder improvements From Rte. 24 east junction to Rte. 129 in Roanoke.	\$981	\$997	\$6

Construction Work in Progress in SFY 2013 RSMo 21.795.3(4)

(Dollars are in Thousands)

County	Route	Job No.	Award Date	Description of Improvement / Location	Estimate *	Project Cost at Award *	Cost through SFY 2013
Schuyler	136	2P3013	2/2013	Pavement and shoulder improvements from Rte. 63 in Lancaster to the Scotland County line.	\$1,320	\$1,937	\$4
Shelby	15	3P2210C	2/2013	Pavement and shoulder improvements from 0.2 mile south of Rte. 36 in Shelby County to Rte. 154 north junction in Monroe County at Paris.	\$1,409	\$2,000	\$1,345
Shelby	K	3S2229	6/2013	Pedestrian improvements on north and south sides of road from 0.3 to 0.2 mile west of Rte. 15 in Shelbyville.	\$97	\$54	\$8
Various	Various	2P3033	6/2013	Job Order Contracting for guardrail repair at various locations in the Northeast District.	\$146	\$155	\$0
Various	Various	3P0145	7/2010	Payment beginning in SFY 2011 for 3M tape installation warranty. Funding by operations funds.	\$60	\$66	\$54
Various	Various	3P2223	5/2012	Job Order Contracting for guardrail repair at various locations in the Northeast District.	\$305	\$164	\$236
Various	Various	3P2228D	4/2013	Job Order Contracting for pavement repair on various routes in the Northeast District.	\$327	\$371	\$0
Warren	47	3P0513	4/2011	Bridge improvements over Tuque Creek 1.3 miles south of Rte. 94 north junction.	\$1,295	\$1,249	\$1,302

*Includes preliminary engineering, right of way, construction, and construction engineering.

10/28/2013

MoDOT

Page 11 of 80

Construction Work in Progress in SFY 2013

RSMo 21.795.3(4)

(Dollars are in Thousands)

County	Route	Job No.	Award Date	Description of Improvement / Location	Estimate *	Project Cost at Award *	Cost through SFY 2013
Warren	47	3P2194	3/2013	Pavement and shoulder improvements from 0.1 mile south of Rtes. M and MM in Warrenton to Missouri River Bridge in Washington (two disconnected sections).	\$3,344	\$3,154	\$812
Warren	70	3I2175	11/2011	Pavement improvements on eastbound lanes from 0.5 mile west of Rte. 47 to the St. Charles County line.	\$2,867	\$2,718	\$3,119
Warren	70	3L1300B	11/2012	Thin lift overlay from Rte. 47 in Warrenton to the St. Charles county line.	\$547	\$553	\$0
Warren	70	3L1300C	11/2012	Thin lift overlay from 0.6 mile east of Rte. 47 in Warrenton to the St. Charles County line.	\$502	\$552	\$0
Warren	94	3P2171D	2/2011	Bridge improvements over Charrette Creek 0.4 mile west of Rte. 47 near Marthasville.	\$178	\$97	\$92
Warren	F	3L1300D	11/2012	Thin lift overlay from begin state maintenance in Wright City to end of state maintenance in Innsbrook.	\$310	\$261	\$229
Warren	M	2L1300G	11/2012	Thin lift overlay from Rte. 47 in Warrenton to Rte. T.	\$692	\$664	\$291
Cass	2	4S3031	4/2013	Pavement improvements, including shoulder additions, from Commercial Street in the city of Harrisonville to Rte. ZZ.	\$2,054	\$1,854	\$11

*Includes preliminary engineering, right of way, construction, and construction engineering.
10/28/2013

MoDOT

Construction Work in Progress in SFY 2013 RSMo 21.795.3(4)

(Dollars are in Thousands)

County	Route	Job No.	Award Date	Description of Improvement / Location	Estimate *	Project Cost at Award *	Cost through SFY 2013
Cass	49	4P1707	7/2008	Replace bridges and upgrade interchange at 163rd Street.	\$13,977	\$15,107	\$14,920
Cass	49	4P1989	9/2011	Construct new overpass at 283rd Street near Harrisonville as part of the upgrade to I-49.	\$1,809	\$1,741	\$1,752
Cass	49	4P1989B	9/2011	Construct new interchange at 307th Street near Harrisonville as part of the upgrade to I-49.	\$3,671	\$3,493	\$3,535
Cass	49	4P1989C	9/2011	Construct new overpass at 327th Street near Harrisonville as part of the upgrade to I-49.	\$2,209	\$1,958	\$1,937
Cass	49	4P1989D	11/2011	Upgrade signage for conversion to interstate standards at various locations in Cass and Jackson counties as part of the upgrade to I-49.	\$2,538	\$1,302	\$1,499
Cass	49	4P2389	3/2013	Interchange improvements at Rte. 58 in Belton.	\$749	\$830	\$210
Cass	58	4S2390	12/2011	Pavement improvements from Prairie Road to Rte. 291 and from Rte. 291 to the Johnson County line.	\$3,739	\$2,426	\$2,420
Cass	7	4P2359	11/2012	Pavement improvements from Rte. 71 to Rte. B near Creighton.	\$11,799	\$12,425	\$1,929

Construction Work in Progress in SFY 2013

RSMo 21.795.3(4)

(Dollars are in Thousands)

County	Route	Job No.	Award Date	Description of Improvement / Location	Estimate *	Project Cost at Award *	Cost through SFY 2013
Cass	J	4S2179	12/2010	Pavement improvements from Rte. 58 to Rte. 71 near Raymore.	\$1,781	\$1,372	\$1,730
Cass	Y	4S2391B	3/2012	Thin pavement treatments on various routes in Cass County.	\$1,448	\$1,314	\$2,093
Clay	10	4B0801J	5/2010	Bridge rehabilitation on Rte. 10 over Rte. 69 in Clay County and over Fishing River in Ray County.	\$1,361	\$942	\$980
Clay	152	4S3002	2/2013	Intersection improvements, including sidewalk upgrades, at Church Road in Kansas City.	\$193	\$280	\$7
Clay	169	4P3030	3/2013	Addition of 4' shoulders from Smithville city limits to Rte. W. on Rte. 69 from Rte. 92 to Rte. D and on Rte. 45 from Rte. JJ to Spur 45.	\$2,143	\$2,583	\$2,095
Clay	169	4S1670B	5/2012	Bridge improvements over the Missouri River levee within the limits of Kansas City.	\$4,817	\$5,999	\$4,466
Clay	169	4U1165	11/2011	Construction of a new interchange at NW 96th Street and connecting into city streets at North Oak and North Summit Streets within Kansas City.	\$13,070	\$11,156	\$11,071
Clay	169	4U1166	11/2011	Construction of a new interchange at NW 108th Street and city street connections to North Oak Street within Kansas City.	\$15,266	\$13,925	\$6,769

Construction Work in Progress in SFY 2013 RSMo 21.795.3(4)

(Dollars are in Thousands)

County	Route	Job No.	Award Date	Description of Improvement / Location	Estimate *	Project Cost at Award *	Cost through SFY 2013
Clay	169	4U1314B	5/2012	Pavement improvements, median drainage, and metal wall rehabilitation along northbound lanes from north of downtown airport to south of Rte. 9 interchange in North Kansas City.	\$18,015	\$10,675	\$8,494
Clay	29	4I1507	12/2007	Reconstruct and widen the corridor including the bridge over the MO River from Rte. 210 to north leg of downtown loop.	\$253,837	\$270,938	\$270,108
Clay	35	4I1690	7/2012	Construct a new overpass for Flintlock Rd connection over I-35 at Hughes Rd and Liberty Dr to 76th St in the city of Liberty.	\$19,667	\$16,666	\$11,713
Clay	35	4I1773	12/2012	Interchange improvements at Rte. 291.	\$12,665	\$12,337	\$4,548
Clay	435	4I2381	3/2013	Bridge improvements at various locations within the I-35/Rte. 69 interchange.	\$4,434	\$4,159	\$680
Clay	69	4I2384	3/2013	Bridge improvements at Rte. 69 just south of I-35.	\$1,025	\$730	\$51
Clay	92	4B0801M	3/2011	Bridge improvements on Rte. 92 over First Creek in Clay County and Rte. B over Platte River in Platte County.	\$1,355	\$1,200	\$1,653
Clay	92	4P1748	3/2013	Congestion relief from Nations Road to east of I-35.	\$7,105	\$7,462	\$2,959

Construction Work in Progress in SFY 2013

RSMo 21.795.3(4)

(Dollars are in Thousands)

County	Route	Job No.	Award Date	Description of Improvement / Location	Estimate *	Project Cost at Award *	Cost through SFY 2013
Jackson	150	4O2397	3/2012	Construct a shared use path between Prospect Road and Thunderbird Road in Kansas City.	\$682	\$579	\$587
Jackson	150	4P2225	6/2008	Installation of water line from US 71 to Lumpkins Fork Creek.	\$4,275	\$3,522	\$3,186
Jackson	150	4P2251	9/2010	Construction of a new interchange at Botts Road in the city of Kansas City.	\$24,799	\$15,002	\$16,885
Jackson	150	4P2251B	3/2012	Construction of a new interchange at Thunderbird Road at Thunderbird Road in Kansas City.	\$5,197	\$4,037	\$3,794
Jackson	150	4U1130B	6/2008	Widen to four lanes from Rte. 71 to Lumpkins Fork Creek in the City of Grandview. First phase of construction of job 4U1130.	\$11,075	\$14,226	\$14,228
Jackson	24	4P2234	3/2011	Pavement improvements from Blue Mills Road to the Lafayette County line.	\$6,495	\$4,695	\$4,555
Jackson	291	4P1956	6/2010	Pavement improvements from Rte. 210 to south of Rte. 78 in the cities of Sugar Creek and Independence.	\$2,063	\$1,553	\$1,461
Jackson	35	4I2012	4/2013	Bridge improvements over 23rd Street Trafficway.	\$16,106	\$22,964	\$4,267

*Includes preliminary engineering, right of way, construction, and construction engineering.
10/28/2013

Construction Work in Progress in SFY 2013 RSMo 21.795.3(4)

(Dollars are in Thousands)

County	Route	Job No.	Award Date	Description of Improvement / Location	Estimate *	Project Cost at Award *	Cost through SFY 2013
Jackson	35	4I2277	4/2013	Bridge improvements at Southwest Boulevard, BNSF Railroad, Jarboe and 27th Street in Kansas City.	\$7,939	\$10,238	\$1,277
Jackson	35	4I2371	3/2013	Rehabilitate bridge over Charlotte Street in Kansas City.	\$1,804	\$2,292	\$1,134
Jackson	35	4I3014	3/2013	Bridge Asphalt Overlays on various routes in downtown Kansas City.	\$1,114	\$1,117	\$170
Jackson	35	4I3016	4/2013	Bridge improvements at 12th Street in downtown Kansas City.	\$2,666	\$2,408	\$74
Jackson	40	4P1669	2/2012	Pavement improvements from Sterling Avenue to Rte. BB.	\$5,952	\$5,162	\$4,798
Jackson	40	4S1965	1/2010	Pavement and shoulder treatments from 31st Street to Harvard Avenue in the City of Kansas City.	\$1,409	\$2,203	\$1,690
Jackson	40	4S2029	6/2012	Cost Share project with City of Grain Valley for intersection and roadway improvements to Rte. 40 and Rtes. AA/BB in the City of Grain Valley.	\$18,190	\$13,509	\$7,239
Jackson	435	4I1121B	3/2011	Interchange improvements at Front Street in the City of Kansas City.	\$11,653	\$10,903	\$11,867

*Includes preliminary engineering, right of way, construction, and construction engineering.

10/28/2013

MoDOT

Construction Work in Progress in SFY 2013

RSMo 21.795.3(4)

(Dollars are in Thousands)

County	Route	Job No.	Award Date	Description of Improvement / Location	Estimate *	Project Cost at Award *	Cost through SFY 2013
Jackson	435	411597B	1/2010	Utility relocation at Rte. 40/I-435.	\$766	\$1,074	\$1,151
Jackson	435	412155	1/2011	Pavement improvements from Rte. 78 to south of Bannister Rd. in Kansas City.	\$9,430	\$4,674	\$4,298
Jackson	435	412380	3/2013	Installation of permanent slope protection from the Missouri River to the Big Blue River within Kansas City.	\$1,649	\$798	\$228
Jackson	435	413001	6/2013	Construction of a separated trail crossing at Bannister Road in the city of Kansas City.	\$1,372	\$1,135	\$11
Jackson	470	410766J	6/2005	Reconstruct I-435/I-470/US 71 interchange, new SB 71 and 435 ramps, finish NB 435, add lane EB 435 at US 71, 470/435 from I-435 at US 71 to I-470 at Hillcrest Overpass.	\$8,429	\$11,595	\$11,231
Jackson	470	411679	1/2011	Pavement improvements from west of Raytown Rd. to I-70 in the city of Lee's Summit.	\$5,292	\$3,653	\$4,046
Jackson	470	413015	3/2013	Bridge improvements over Rte. 50/350 in the city of Lee's Summit.	\$2,048	\$2,668	\$1,181
Jackson	49	410766G	6/2005	Reconstruct I-435/I-470/US 71 interchange and construct new US 71 service roads on both sides of US 71 from Red Bridge Road south to Blue Ridge Blvd.	\$11,724	\$15,146	\$15,331

*Includes preliminary engineering, right of way, construction, and construction engineering.
10/28/2013

MoDOT

Construction Work in Progress in SFY 2013 RSMo 21.795.3(4)

(Dollars are in Thousands)

County	Route	Job No.	Award Date	Description of Improvement / Location	Estimate *	Project Cost at Award *	Cost through SFY 2013
Jackson	49	4I0766K	6/2005	Reconstruct I-435/I-470/US 71 interchange. Relocate Red Bridge Rd., Transit Cntr, widen Hickman Mills Dr., from I-470 to a half mile south of Red Bridge Road.	\$16,412	\$18,919	\$18,319
Jackson	49	4I0766L	6/2005	Reconstruct I-435/I-470/US 71 interchange. New ramp from WB 470 to NB 71 and add lane to WB 470 from I-470 over US 71 north to I-435 over US 71.	\$12,680	\$16,641	\$15,762
Jackson	49	4P1429	6/2008	Interchange revisions, including widening to add lanes, replace bridges, and new bridges at Rte. 150 in the cities of Grandview and Kansas City.	\$33,170	\$37,310	\$37,915
Jackson	7	4P2315	2/2013	Pavement improvements from Colbern Road to Rte. 50 and from Cass County Line to the city of Harrisonville.	\$2,847	\$2,113	\$46
Jackson	7	4S1962	6/2010	Construction of shoulders and turn lanes from Colbern Road to Rte. 50 near the City of Lake Lotowana.	\$3,855	\$2,012	\$1,745
Jackson	70	4I1404	11/2012	Pavement improvements (eastbound and westbound lanes) from Rte. 7 to the Lafayette County line.	\$7,790	\$7,856	\$2,328
Jackson	70	4I1574	1/2011	Pavement improvements from I-435 to I-470.	\$8,368	\$3,845	\$3,547
Jackson	70	4I1597	1/2010	Construct new half diamond interchange at Route 40/I-435, replace Blue Ridge Cut-off bridge over I-70, add lanes to I-70 and modify some ramps.	\$39,706	\$50,653	\$51,718

*Includes preliminary engineering, right of way, construction, and construction engineering.

10/28/2013

MoDOT

Construction Work in Progress in SFY 2013

RSMo 21.795.3(4)

(Dollars are in Thousands)

County	Route	Job No.	Award Date	Description of Improvement / Location	Estimate *	Project Cost at Award *	Cost through SFY 2013
Jackson	70	4I2228	6/2012	North outer road relocation from Jefferson Court to west of Sunny Lane Drive in Grain Valley.	\$3,719	\$4,621	\$4,246
Jackson	70	4I2259	2/2012	Pavement and shoulder improvements from I-35 to I-435 in Kansas City.	\$9,267	\$4,922	\$5,222
Jackson	70	4I2357	2/2012	Pavement repair from the Kansas State line to I-435 within Kansas City.	\$5,112	\$611	\$584
Jackson	70	4I2377	2/2012	Job Order Contracting for bridge repair at the Manchester Bridge over the Big Blue River within Kansas City.	\$612	\$722	\$221
Jackson	70	4I2379	11/2012	Relocation and upgrade of existing guard cable from Rte. 7 to Rte. F in Oak Grove.	\$1,464	\$1,014	\$0
Jackson	70	4I3012	3/2013	Preventive maintenance and repair on various bridges in the urban Kansas City District.	\$2,277	\$2,278	\$244
Jackson	71	4Q1769D	6/2011	Intelligent Transportation System (ITS) expansion from I-70 to Rte. 7.	\$1,256	\$1,325	\$1,584
Jackson	71	4S1936	6/2010	Pavement treatments from Swope Parkway to 75th Street in the City of Kansas City.	\$817	\$1,229	\$1,250

*Includes preliminary engineering, right of way, construction, and construction engineering.
10/28/2013

Construction Work in Progress in SFY 2013 RSMo 21.795.3(4)

(Dollars are in Thousands)

County	Route	Job No.	Award Date	Description of Improvement / Location	Estimate *	Project Cost at Award *	Cost through SFY 2013
Jackson	78	4S1620	2/2013	Pavement, bridge and sidewalk improvements from I-435 to Rte. 291, Rte. 12 sidewalk improvements at Winner Road and Rte. 24 geometric revisions at Manchester Rd. in the city of Independence.	\$5,854	\$4,908	\$208
Jackson	F	4P2267	6/2013	Cost share project with Oak Grove to improve the corridor from 13th Street to city limits of Oak Grove.	\$10,265	\$11,661	\$2,299
Jackson	Grandview Rd.	4S3003	3/2013	Bridge improvements over Rte. W in Kansas City.	\$3,259	\$3,701	\$727
Jackson	Troost Ave.	4O0048	3/2010	Replace bridge over Brush Creek. To be awarded by Kansas City. State ARRA funds-\$5M, MARC ARRA funds-\$8M, Kansas City funds-\$12.206M.	\$13,000	\$10,878	\$4,986
Jackson	V	4P2329	4/2011	Corridor improvements, including the addition of shoulders and rumbles, from Rte. 40 to Rte. 350 within the limits of Kansas City.	\$2,826	\$2,131	\$2,093
Jackson	Various	4P2332F	12/2011	Pavement improvements on various routes in Jackson County.	\$2,772	\$2,794	\$3,262
Johnson	13	4P1138	12/2011	Two-lane roadway relocation east of Warrensburg from north of Rtes. V and OO intersections to north of Rtes. 50 and HH intersection.	\$22,837	\$20,764	\$26,796
Johnson	23	4P2400	11/2012	Pavement improvements on Rte. 23 from 15th Street to just north of Rte. 50, North Outer Road of I-70 from Rte. 131 to Rte. 13, Rte. FF from Rte. O and Rte. 13 in Lafayette County.	\$2,131	\$2,474	\$0

*Includes preliminary engineering, right of way, construction, and construction engineering.

10/28/2013

MoDOT

Page 21 of 80

Construction Work in Progress in SFY 2013

RSMo 21.795.3(4)

(Dollars are in Thousands)

County	Route	Job No.	Award Date	Description of Improvement / Location	Estimate *	Project Cost at Award *	Cost through SFY 2013
Johnson	50	3P3019	4/2013	Bridge deck improvements over the Union Pacific Railroad. Project involves bridge L0801.	\$51	\$36	\$0
Johnson	50	3S3016	4/2013	Pavement improvements on Bus. 50 from east of Rte. 23 to Rte. D, Rte. J from Rte. 50 to Whiteman Air Force Base gate and Rte. D from Rte. 50 to Rte. 23.	\$1,040	\$1,323	\$9
Johnson	50	4P1973	6/2010	Resurfacing and shoulder treatments on the westbound lanes from Jackson County line to Rte. HH.	\$5,227	\$3,167	\$3,158
Johnson	HH	3S3015	4/2013	Pavement improvements on Rte. HH from County Rd. 300 NE to east of the new Rte. 13, Rte. 13 from south of Rte. V to south of County Rd. 400 NW and Rte. Y from Rte. D in Johnson County to Quisenberry Rd. in Pettis County.	\$777	\$1,092	\$1
Lafayette	13	3P3012	4/2013	Pavement improvements, including addition of shoulders, from Bus. 13 to I-70.	\$1,708	\$1,844	\$10
Lafayette	13	4P1103	11/2008	Two-lane relocation on four-lane right of way from Rte. 24 to County Road 113 (existing Rte. 13).	\$8,784	\$10,732	\$11,163
Lafayette	13	4P1103C	5/2012	Pave on-ramp from eastbound Rte. 224 to southbound Rte. 13 in Lexington, includes signing and striping modifications.	\$192	\$249	\$245
Lafayette	131	4L1111D	3/2011	Pavement and shoulder improvements from Rte. 224 to Rte. 50.	\$2,504	\$2,647	\$2,368

*Includes preliminary engineering, right of way, construction, and construction engineering.
10/28/2013

MoDOT

Construction Work in Progress in SFY 2013 RSMo 21.795.3(4)

(Dollars are in Thousands)

County	Route	Job No.	Award Date	Description of Improvement / Location	Estimate *	Project Cost at Award *	Cost through SFY 2013
Lafayette	24	4P1334B	3/2011	Pavement improvements from the Jackson County line to 24th Street in Lexington.	\$3,752	\$3,009	\$3,817
Lafayette	70	3S3014	4/2013	Bridge re-deck over the KCS Railroad in the city of Odessa.	\$522	\$428	\$35
Lafayette	70	4I2352	11/2012	Pavement improvements from Johnson Drive in Odessa to Rte. 13.	\$2,994	\$2,752	\$62
Pettis	HH	3S3017	4/2013	Pavement improvements from Rte. 65 to Rte. 135 near the city of Sedalia.	\$564	\$676	\$622
Platte	273	4S2182	3/2013	Pavement improvements, including shoulder addition, from Rte. 45 to Rte. 92 Spur.	\$690	\$627	\$76
Platte	29	4I2168	2/2013	Pavement improvements from Rte. 273 to the Buchanan County Line.	\$6,583	\$4,220	\$622
Platte	29	4I2335	2/2013	Interchange improvements at Tiffany Springs Parkway in Kansas City.	\$13,620	\$18,303	\$2,961
Platte	435	4I2373	2/2013	Rehabilitate various bridges on I-435, I-635 and I-29 in Platte County.	\$3,483	\$3,602	\$1,581

*Includes preliminary engineering, right of way, construction, and construction engineering.

10/28/2013

MoDOT

Page 23 of 80

Construction Work in Progress in SFY 2013

RSMo 21.795.3(4)

(Dollars are in Thousands)

County	Route	Job No.	Award Date	Description of Improvement / Location	Estimate *	Project Cost at Award *	Cost through SFY 2013
Platte	45	4P1927	5/2010	Pavement and shoulder treatments from Rte. K to I-435 near the City of Parkville.	\$684	\$777	\$634
Platte	45	4P2332B	11/2012	Pavement improvements from Cosby Road to Roanridge Road in Kansas City.	\$879	\$938	\$690
Platte	45	4U1108B	5/2010	Safety and capacity improvements from Rte. K to Rte. 9 in the City of Parkville and Platte County. MARC Suballocated FY 2011-2012 funds.	\$35,239	\$22,304	\$26,144
Platte	635	4I2014	3/2012	Bridge improvements over Union Pacific Railroad and Missouri River. KDOT to reimburse 50% of costs in SFY 2012.	\$4,548	\$1,030	\$1,027
Platte	635	4I2271	3/2012	Bridge improvements over Union Pacific Railroad and Missouri River. KDOT to reimburse 50% of costs in SFY 2012.	\$1,852	\$1,400	\$1,862
Platte	9	4S1780	11/2009	Interchange improvements, build ramps and roundabout from SB Rte. 9 to Briarcliff.	\$4,220	\$3,375	\$4,067
Platte	9	4S1780B	11/2009	Interchange Improvements, build ramps and roundabout from SB Rte. 9 to Briarcliff.	\$7,523	\$3,717	\$4,291
Platte	92	4P2152	6/2013	Bridge improvements over Rte. 45 in Beverly.	\$4,354	\$4,139	\$289

*Includes preliminary engineering, right of way, construction, and construction engineering.
10/28/2013

MoDOT

Construction Work in Progress in SFY 2013 RSMo 21.795.3(4)

(Dollars are in Thousands)

County	Route	Job No.	Award Date	Description of Improvement / Location	Estimate *	Project Cost at Award *	Cost through SFY 2013
Platte	E	4S2361	4/2013	Replace bridge over I-29 near Camden Point.	\$1,568	\$1,518	\$679
Ray	210	3S3013	4/2013	Pavement improvements in four disconnected segments near Route EE.	\$243	\$288	\$0
Saline	127	2B0801F	6/2011	Bridge improvements on Rte. 127 over KCS railroad.	\$1,465	\$1,348	\$1,320
Saline	20	3S3018	4/2013	Pavement improvements from Rte. 65 to the Rte. EE south intersection just west of the City of Marshall.	\$617	\$722	\$4
Saline	70	2I2165H	4/2013	Job Order Contracting for pavement repair from Rte. F near Oak Grove in Jackson County to the Saline/Cooper County line.	\$269	\$295	\$0
Saline	70	3P3020	6/2013	Bridge joint replacements on I-70 Outer Road in Saline County, Bus. 13 and Wellington Street in Richmond and Rte. 13 in Lafayette County.	\$174	\$141	\$0
Various	Various	2I2164F	5/2012	Job Order Contracting for asphalt repair at various interstate locations in the urban Kansas City District.	\$1,080	\$1,365	\$683
Various	Various	2I2164G	5/2012	Job Order Contracting for preventive concrete pavement repair at various interstate locations in the urban Kansas City District.	\$1,080	\$1,142	\$616

Construction Work in Progress in SFY 2013

RSMo 21.795.3(4)

(Dollars are in Thousands)

County	Route	Job No.	Award Date	Description of Improvement / Location	Estimate *	Project Cost at Award *	Cost through SFY 2013
Various	Various	411854	5/2012	Pavement repair on major routes at various locations in the urban Kansas City District.	\$542	\$669	\$491
Various	Various	412376	6/2012	Bridge approach repairs at various locations in the urban Kansas City District.	\$587	\$600	\$275
Various	Various	413033	6/2013	Job Order Contracting for fencing repairs at various interstate locations in the urban Kansas City District.	\$560	\$495	\$0
Various	Various	4P0145	7/2010	Payment beginning in SFY 2011 for 3M tape installation warranty. Kansas City District rural share.	\$125	\$138	\$97
Various	Various	4P1994	6/2012	Job Order Contracting for guard cable and guardrail repair in the rural Kansas City District.	\$391	\$290	\$606
Various	Various	4P1995	6/2012	Job Order Contracting for guard cable and guardrail repair at various locations in the urban Kansas City District.	\$1,742	\$1,611	\$2,913
Various	Various	4P2301	7/2010	On-call pavement improvements in the rural Kansas City District.	\$162	\$167	\$0
Various	Various	4P2319	2/2012	Job Order Contracting for preventive maintenance on various bridges in the urban Kansas City District.	\$2,157	\$2,597	\$1,098

*Includes preliminary engineering, right of way, construction, and construction engineering.
10/28/2013

MoDOT

Construction Work in Progress in SFY 2013 RSMo 21.795.3(4)

(Dollars are in Thousands)

County	Route	Job No.	Award Date	Description of Improvement / Location	Estimate *	Project Cost at Award *	Cost through SFY 2013
Various	Various	4P2330	2/2012	Repair slides at various locations in the urban Kansas City District.	\$831	\$606	\$646
Various	Various	4P2332	5/2012	On-call concrete pavement repair on various major routes in the urban Kansas City District.	\$1,363	\$1,155	\$591
Various	Various	4P2386	5/2012	Traffic signal communication and coordination upgrades on various routes at various locations in the urban Kansas City District.	\$764	\$561	\$813
Various	Various	4Q1948B	9/2011	KC Scout ITS expansion on I-29, I-635, Rte. 169 and Rte. 9 in Platte and Clay counties.	\$964	\$1,102	\$1,076
Various	Various	4Q1948C	9/2011	KC Scout ITS expansion along various routes in various counties in the Kansas City District.	\$1,141	\$1,441	\$1,378
Various	Various	4S2394	12/2011	Pavement improvements on various minor routes in the rural Kansas City District.	\$2,280	\$2,027	\$2,009
Various	Various	4U1130D	8/2009	Widen from two lanes to four lanes from Horridge Road to Rte. 291. * Economic Recovery Project*	\$18,435	\$15,593	\$17,183
Boone	163	5S2218	12/2011	Sidewalk improvements from Bus. 70 to Worley Street in Columbia.	\$247	\$211	\$279

*Includes preliminary engineering, right of way, construction, and construction engineering.

10/28/2013

MoDOT

Construction Work in Progress in SFY 2013

RSMo 21.795.3(4)

(Dollars are in Thousands)

County	Route	Job No.	Award Date	Description of Improvement / Location	Estimate *	Project Cost at Award *	Cost through SFY 2013
Boone	63	5P0738	6/2011	Construction of a new interchange at Rte. H intersection.	\$15,758	\$11,278	\$11,951
Boone	63	5P0964	12/2012	Pavement improvements on northbound lanes from 0.5 mile north of Rte. 124 to Randolph County near Sturgeon.	\$2,441	\$1,012	\$13
Boone	63	5P3079	4/2013	Emergency repair for rock slide on northbound Rte. 63 in Boone County.	\$651	\$660	\$670
Boone	70	5I2164B	3/2012	Pavement improvements on the westbound lanes from the Callaway County line to 1 mile east of Lake of the Woods interchange.	\$580	\$478	\$515
Boone	70	5I2192	12/2012	Pavement and bridge improvements on the westbound lanes from St. Charles Road to Horny Creek east of Columbia.	\$1,528	\$1,217	\$540
Boone	740	5S0842	2/2013	Construct additional lanes to reduce congestion and improve safety from Bernadette Drive to Rte. TT (Broadway) in Columbia.	\$6,142	\$6,776	\$2,558
Boone	740	5S0842B	2/2013	Construct additional lanes to reduce congestion and improve safety from I-70 Drive NE to Bernadette Drive. Includes the I-70 interchange ramps.	\$4,177	\$5,122	\$804
Boone	740	5S0842C	2/2013	Construct additional lanes and acquire R/W to reduce congestion and improve safety from I-70 Drive to Worley. Includes construction on Bernadette and Fairview on local system.	\$6,211	\$6,453	\$1,114

*Includes preliminary engineering, right of way, construction, and construction engineering.
10/28/2013

Construction Work in Progress in SFY 2013 RSMo 21.795.3(4)

(Dollars are in Thousands)

County	Route	Job No.	Award Date	Description of Improvement / Location	Estimate *	Project Cost at Award *	Cost through SFY 2013
Boone	K	5L1200H	5/2012	Pavement improvements from state maintenance ends to Rte. 163.	\$367	\$469	\$563
Boone	K	5S2215	5/2012	Add shoulders on both sides of Rte. K for bicycle lanes from the Katy Trail in McBaine to Rte. 163 in Columbia.	\$2,078	\$1,933	\$2,343
Boone	Z	5S2194	3/2013	Pavement, shoulder, intersection and bridge improvements from St. Charles Road to I-70 east of Columbia. Project involves bridge L0909.	\$2,488	\$2,594	\$1,544
Callaway	70	5I2168B	3/2012	Pavement improvements on westbound lanes from 0.3 mile east of Rte. 54 to the Boone County line.	\$2,514	\$2,190	\$2,080
Camden	5	5P2188	1/2012	Replace bridge over Lake of the Ozarks (Hurricane Deck). Project involves bridge K0961.	\$29,336	\$40,284	\$33,696
Camden	5	5P2210	11/2012	Pavement improvements from Rte. 135 in Laurie to the Niangua Bridge near Camden over Lake of the Ozarks.	\$3,097	\$1,927	\$13
Camden	54	5P0347A	2/2009	Grading, bridges and drainage for four-lane pavement and interchanges on relocation from the Grand Glaize Bridge to Nichols Road. Includes paving for outer and side roads. Adds grading and drainage from Rte. KK to 1.3 miles west of Rte. KK.	\$21,876	\$18,072	\$19,331
Camden	54	5P2206	11/2012	Pavement improvements from 0.1 mile west of Old Rte. 5 to the Niangua Bridge 2.5 miles west of Camden.	\$1,205	\$853	\$2

Construction Work in Progress in SFY 2013

RSMo 21.795.3(4)

(Dollars are in Thousands)

County	Route	Job No.	Award Date	Description of Improvement / Location	Estimate *	Project Cost at Award *	Cost through SFY 2013
Camden	54	5P3019	4/2013	Signing improvements from 0.2 mile west of Key Largo Road to 1.5 miles east of the Camden County line.	\$155	\$97	\$0
Cole	50	5P0965	9/2012	Pavement improvements on the westbound lanes from Bus. 50 west in Jefferson City to 0.6 mile west of Rte. D in St. Martins.	\$556	\$456	\$438
Cole	50	5P0966	9/2012	Pavement improvements on the eastbound lanes from 0.6 mile west of Rte. D in St. Martins to Truman Boulevard in Jefferson City.	\$890	\$678	\$633
Cole	54	9P2263B	7/2012	Safety improvements at various median crossovers from Rte. 17 near Eugene to Buffalo Road near Jefferson City.	\$1,149	\$1,138	\$1,223
Cole	B	5S0902	2/2013	Bridge improvements over the Osage River north of St. Thomas.	\$3,373	\$3,215	\$1,128
Cole	E	5S3021	4/2013	Pavement improvements from Rte. H to Rte. B.	\$105	\$77	\$1
Cole	M	5L1701C	2/2013	Pavement improvements from Route B in Wardsville to Route 50 near Taos.	\$408	\$442	\$1
Cole	U	5S3020	4/2013	Pavement improvements from Rte. 50 to Rte. C.	\$159	\$117	\$1

*Includes preliminary engineering, right of way, construction, and construction engineering.
10/28/2013

Construction Work in Progress in SFY 2013 RSMo 21.795.3(4)

(Dollars are in Thousands)

County	Route	Job No.	Award Date	Description of Improvement / Location	Estimate *	Project Cost at Award *	Cost through SFY 2013
Cole	V	5S3025	4/2013	Pavement improvements from Rte. C to Rte. A.	\$115	\$76	\$0
Cooper	135	5L1702D	3/2013	Pavement improvements from Rte. 41 to Rte. A.	\$286	\$191	\$0
Cooper	70	2I2165I	4/2013	Job Order Contracting for pavement repair in Cooper, Boone and Callaway counties.	\$269	\$300	\$0
Cooper	70	5I2169	10/2012	Pavement improvements on eastbound lanes from 1.2 miles east of the Lamine River to 0.4 mile west of Rte. 87 near Boonville.	\$5,146	\$4,287	\$751
Cooper	87	5S3012	2/2013	Pavement and shoulder improvements from I-70 to Rte. O in California.	\$4,198	\$4,222	\$166
Cooper	AA	5S3024	4/2013	Pavement improvements from Rte. B to Rte. H.	\$138	\$110	\$2
Crawford	19	5L1301	12/2012	Pavement and shoulder improvements from Cherryville to Salem.	\$3,181	\$2,750	\$60
Crawford	44	9I2153	7/2010	Pavement improvements on eastbound lanes from 0.6 mile west of Rte. H to Rte. J.	\$1,377	\$1,472	\$1,438

*Includes preliminary engineering, right of way, construction, and construction engineering.

Construction Work in Progress in SFY 2013

RSMo 21.795.3(4)

(Dollars are in Thousands)

County	Route	Job No.	Award Date	Description of Improvement / Location	Estimate *	Project Cost at Award *	Cost through SFY 2013
Dent	119	9S2216B	12/2011	Pavement improvements from Rte. 32 to end of route.	\$493	\$607	\$608
Dent	32	5L1300B	12/2012	Pavement improvements from east of Salem to Rte. 72.	\$637	\$725	\$47
Dent	32	5P3013	12/2012	Shoulder improvements from east of Salem to Rte. 72.	\$928	\$622	\$9
Howard	240	5L1702B	3/2013	Pavement improvements from Rte. 124 to Rte. 40.	\$305	\$217	\$0
Howard	3	5L1300D	2/2013	Pavement and shoulder improvements near city of Roanoke from Randolph County to Rte. 240.	\$1,434	\$901	\$20
Howard	87	5L1702C	3/2013	Pavement improvements from Rte. 240 to Rte. 40.	\$434	\$306	\$0
Laclede	32	8P2162	3/2013	Bridge improvements over the Gasconade River near Lebanon.	\$3,325	\$2,707	\$625
Laclede	32	8P2163	3/2013	Bridge improvements over Osage Branch near Lebanon.	\$2,266	\$1,948	\$500

*Includes preliminary engineering, right of way, construction, and construction engineering.
10/28/2013

Construction Work in Progress in SFY 2013 RSMo 21.795.3(4)

(Dollars are in Thousands)

County	Route	Job No.	Award Date	Description of Improvement / Location	Estimate *	Project Cost at Award *	Cost through SFY 2013
Laclede	44	2I2165Q	4/2013	Job Order Contracting for asphalt pavement repair in Laclede, Pulaski, Phelps and Crawford Counties.	\$366	\$525	\$546
Laclede	44	2I2165R	4/2013	Job Order Contracting for concrete pavement repair in Laclede, Pulaski, Phelps and Crawford Counties.	\$166	\$195	\$0
Laclede	44	8I2159	6/2012	Intersection improvements and provide pedestrian accommodations at Rte. 5 in Lebanon.	\$975	\$1,457	\$1,467
Laclede	44	8I2200	4/2012	Pavement improvements through the urban limits of Lebanon.	\$2,542	\$2,172	\$2,239
Laclede	44	8I2202	4/2012	Pavement improvements on the westbound lanes between the Gasconade River and Bear Creek.	\$977	\$922	\$958
Laclede	44	8I2436	4/2012	Pavement and drainage improvements on the eastbound lanes at the Morgan Street interchange in Lebanon.	\$386	\$426	\$460
Laclede	5	8P2285	4/2013	Bridge improvements over the Osage Fork and overflow in Evergreen.	\$3,893	\$2,971	\$602
Laclede	5	8P2374	6/2012	Bridge improvements over I-44 in Lebanon. Project involves bridge A3617.	\$955	\$774	\$767

*Includes preliminary engineering, right of way, construction, and construction engineering.

Construction Work in Progress in SFY 2013

RSMo 21.795.3(4)

(Dollars are in Thousands)

County	Route	Job No.	Award Date	Description of Improvement / Location	Estimate *	Project Cost at Award *	Cost through SFY 2013
Laclede	F	8S2403	6/2013	Bridge improvements over I-44 near Sleeper.	\$629	\$693	\$3
Laclede	N	8S2404	6/2013	Bridge improvements over I-44 at Rtes. N/T interchange east of Lebanon.	\$715	\$738	\$3
Miller	17	5L1701E	12/2012	Pavement and shoulder improvements from Iberia to Waynesville.	\$3,115	\$2,540	\$10
Miller	42	5L1300F	7/2012	Shoulder improvements from Osage Beach to Iberia.	\$2,102	\$2,062	\$2,000
Miller	54	5P0962	12/2010	Pavement improvements on the eastbound lanes from Bus. 54 near Eldon east to the Cole County line.	\$2,010	\$1,297	\$1,525
Miller	54	5P2196	2/2013	Bridge improvements on the westbound lanes over Osage River near city of Lake Ozark, 2 miles west of Bus. 54. Project involves bridge A1479.	\$1,314	\$942	\$968
Moniteau	T	5S3022	4/2013	Pavement improvements from Rte. 87 to Rte. C.	\$146	\$106	\$0
Morgan	5	5P2160	11/2012	Pavement improvements from the Rte. 52 west junction in Versailles to 0.2 mile south of Rte. TT north junction.	\$1,404	\$1,543	\$3

*Includes preliminary engineering, right of way, construction, and construction engineering.
10/28/2013

Construction Work in Progress in SFY 2013 RSMo 21.795.3(4)

(Dollars are in Thousands)

County	Route	Job No.	Award Date	Description of Improvement / Location	Estimate *	Project Cost at Award *	Cost through SFY 2013
Morgan	5	5P2209	11/2012	Pavement improvements from 0.2 mile south of Rte. TT north Junction to Rte. 135 in Laurie.	\$3,652	\$2,762	\$6
Morgan	50	5P2198	2/2013	Bridge improvements over the Lamine River and Union Pacific railroad, 4.2 miles west of Syracuse. Project involves bridges A1193 and A1297.	\$2,528	\$1,979	\$429
Morgan	C	5S3023	4/2013	Pavement improvements from Rte. 52 to 0.3 mile east of Rte. V.	\$407	\$288	\$1
Morgan	W	5L1300E	7/2012	Shoulder improvements from Rte. Y to Bus. 54 in city of Lakeview in Miller County.	\$636	\$587	\$630
Osage	50	5P0951B	9/2012	Grading, bridges, paving and right of way acquisition for four-lane roadway from Rte. 63 junction to County Road 604 west of Linn.	\$40,984	\$34,469	\$12,331
Osage	E	5L1701D	2/2013	Pavement improvements near Rich Fountain from Rte. 63 to Rte. 89.	\$335	\$342	\$3
Phelps	44	2I2163R	5/2011	On-call preventive maintenance and pavement repair from Rte. 63 in Phelps County to Rte. 30 in Franklin County.	\$214	\$220	\$628
Phelps	44	9I2183	3/2012	Pavement improvements on eastbound lanes from Sugartree Road interchange to Loop 44 (Rolla).	\$2,666	\$2,606	\$2,461

Construction Work in Progress in SFY 2013

RSMo 21.795.3(4)

(Dollars are in Thousands)

County	Route	Job No.	Award Date	Description of Improvement / Location	Estimate *	Project Cost at Award *	Cost through SFY 2013
Phelps	72	9P2208	3/2013	Pavement improvements near Rolla from Rte. 63 South to County Road 5220.	\$2,560	\$2,644	\$1,348
Phelps	D	9S2219	3/2013	Bridge improvements over the Gasconade River near Jerome.	\$610	\$479	\$43
Phelps	V	5S3014	4/2013	Interchange improvements at the I-44 interchange.	\$582	\$549	\$23
Pulaski	28	5P3018	4/2013	Pavement improvements from 1.8 miles west of Maries County to Rte. 63.	\$371	\$263	\$1
Pulaski	44	2I2164Q	5/2012	Job Order Contracting for pavement repair from Laclede County to Rte. 63 in Phelps County.	\$214	\$257	\$50
Pulaski	7	5L1701B	12/2012	Pavement and shoulder improvements from Richland to I-44.	\$1,134	\$1,078	\$8
Saline	41	5L1702E	3/2013	Pavement improvements from Rte. TT to I-70.	\$314	\$224	\$0
Various	Various	5B0800	7/2009	Design-Build Safe and Sound Project. Includes 554 bridge replacement projects around the state.	\$495,500	\$537,915	\$530,926

*Includes preliminary engineering, right of way, construction, and construction engineering.
10/28/2013

Construction Work in Progress in SFY 2013 RSMo 21.795.3(4)

(Dollars are in Thousands)

County	Route	Job No.	Award Date	Description of Improvement / Location	Estimate *	Project Cost at Award *	Cost through SFY 2013
Various	Various	5P3000	6/2012	Job Order Contracting for guard cable and guardrail repair in the northern portion of the Central District.	\$555	\$515	\$433
Various	Various	9P2238	7/2012	Job Order Contracting for guard cable and guardrail repair in the southern portion of the Central District.	\$555	\$515	\$569
Washington	8	9P0577F	1/2011	Shoulder construction from Rte. AA to Potosi city limits.	\$615	\$601	\$664
Franklin	100	6P1994	2/2013	Widen two lanes to five lanes from west of High Street to west of Rte. 47.	\$10,799	\$8,495	\$2,931
Franklin	100	6P2140	2/2012	Pavement improvements from Rte. KK to west of High Street and west of Rte. 47 to Washington Heights Drive.	\$572	\$746	\$681
Franklin	100	6P2204	12/2011	Pavement improvements from Rte. 19 in Gasconade County to Rte. KK in Franklin County.	\$3,448	\$3,125	\$2,979
Franklin	47	6P2138	2/2012	Pavement improvements from south of Steutermann Road to the Missouri River Bridge.	\$1,852	\$2,202	\$2,168
Franklin	47	6P2286	2/2012	Relocate north outer road and the signalization of Rte. 47 at the I-44 interchange in St. Clair.	\$4,566	\$4,975	\$5,160

Construction Work in Progress in SFY 2013

RSMo 21.795.3(4)

(Dollars are in Thousands)

County	Route	Job No.	Award Date	Description of Improvement / Location	Estimate *	Project Cost at Award *	Cost through SFY 2013
Franklin	Various	6I3006	5/2012	On-call guardrail repair on various routes and at various locations throughout Franklin and Jefferson Counties.	\$372	\$385	\$141
Jefferson	141	6P2360	2/2013	Pavement improvements south of I-55 to Rte. 61/67 and on Rte. 141 Outer Road at Old Lemay Ferry Road.	\$546	\$352	\$302
Jefferson	21	6P2312	1/2011	Pavement improvements from Rte. 141 to Old Rte. 21 (Schenk Road).	\$6,890	\$4,370	\$4,970
Jefferson	30	6P2373B	5/2012	Intersection improvements at Wolf Road/S. Industrial Drive, Gravois Road/Old Gravois Road, Gravois Road/Cedar Hill Road, Scenic View Drive/Gravois Road, Scotsdale Road and Wild Cherry Drive.	\$1,218	\$1,341	\$1,170
Jefferson	30	6P2373D	5/2012	Geometric improvements at Lower Byrnes Mill Road, Upper Byrnes Mill Road/Osage Executive Drive, and LaKenny Drive.	\$1,065	\$1,443	\$1,516
Jefferson	30	6P2373E	5/2012	Add dual left turn southbound Rte. 30 to eastbound Rte. MM and move signal posts out of median at Rte. MM/W intersection.	\$610	\$525	\$491
Jefferson	30	6P2373F	9/2012	Signing and guardrail from Rte. 141 to Rte. B.	\$365	\$358	\$423
Jefferson	30	6P2373G	10/2012	Safety improvements including signal upgrades and advanced warning systems from Rte. 141 to Rte. B.	\$1,228	\$608	\$605

*Includes preliminary engineering, right of way, construction, and construction engineering.
10/28/2013

Construction Work in Progress in SFY 2013 RSMo 21.795.3(4)

(Dollars are in Thousands)

County	Route	Job No.	Award Date	Description of Improvement / Location	Estimate *	Project Cost at Award *	Cost through SFY 2013
Jefferson	30	6S2077	5/2012	Pavement improvements from Rte. PP to Rte. B.	\$4,119	\$3,950	\$3,816
Jefferson	55	6I1010H	2/2012	Construct loop ramp from Rte. M to northbound I-55 and off ramp from I-55 to Rte. M at Rte. M interchange.	\$12,009	\$8,299	\$8,637
Jefferson	55	6Q2038	4/2013	ITS expansion on I-55 from Rte. M to Rte. 67; signal communication upgrades on Rte. 61/67 east of I-55; add uninterrupted power supplies throughout th and add Dynamic Message Signs on I-44, I-70, and I-64 at various locations.	\$4,195	\$2,280	\$847
Jefferson	61	6S2262	2/2012	Widen McNutt Road (Rte. 61 Spur) from I-55 to Rte. 61/67 to provide two additional lanes and relocate the Scenic Drive signalized intersection to the east.	\$9,458	\$6,027	\$6,042
Jefferson	61	6S2414	2/2012	Scenic Drive relocation at McNutt Road (Rte. 61 Spur) at existing Scenic Drive.	\$1,370	\$1,239	\$1,335
Jefferson	H	6S3004	2/2013	Bridge improvements over Big River.	\$1,443	\$1,310	\$175
Jefferson	PP	6S3021	6/2013	Pavement, shoulder, and curve improvements from Twin Rivers Road to Rte. 30.	\$997	\$1,058	\$73
Jefferson	TT	6S2086	9/2012	Replace culverts on Rte. TT from south of Rte. 61 intersection to 5.4 miles south of Rte. AA and on Rte. AA 0.4 mile east of the Rte AA/TT intersection.	\$608	\$681	\$449

*Includes preliminary engineering, right of way, construction, and construction engineering.

10/28/2013

MoDOT

Page 39 of 80

Construction Work in Progress in SFY 2013

RSMo 21.795.3(4)

(Dollars are in Thousands)

County	Route	Job No.	Award Date	Description of Improvement / Location	Estimate *	Project Cost at Award *	Cost through SFY 2013
Jefferson	V	6B0803	2/2011	Bridge improvements over Joachim Creek.	\$40	\$82	\$90
Jefferson	W	6S2207	6/2013	Shoulder improvements along two disconnected sections of Rte. W from 0.4 mile north of Rte. 30 to Rte. FF/109; geometric improvements at LaFarge Dr.; and construct left-turn lanes at Twin Rivers Rd., Winnifred Dr., and Byrnesville Rd.	\$6,623	\$7,811	\$1,152
St. Charles	364	6U1028	2/2013	Page Avenue extension from Mid Rivers Mall Drive to I-64 (Rte. 40/61).	\$123,506	\$124,211	\$49,885
St. Charles	364	6U1028B	7/2010	Grading, paving, lighting, signals, one way outer roads and bridges Rte. 94 at Mid Rivers Mall Dr. to 0.3 mile west of Central School Rd.	\$85,039	\$75,701	\$75,478
St. Charles	70	6I2002	12/2011	Add westbound auxiliary lane from TR Hughes Boulevard interchange to east of Rte. K.	\$2,581	\$2,357	\$2,384
St. Charles	70	6I2324	11/2011	Bridge improvements at Fifth Street (westbound only).	\$784	\$359	\$34
St. Charles	70	6I2412	2/2013	Interchange improvements at Mid Rivers Mall Drive and Rte. 79.	\$10,961	\$10,337	\$2,277
St. Charles	70	6I2412B	2/2013	Construct a fifth lane on westbound I-70 from Mid Rivers Mall Drive to Rte. 79.	\$5,655	\$3,694	\$894

*Includes preliminary engineering, right of way, construction, and construction engineering.
10/28/2013

MoDOT

Construction Work in Progress in SFY 2013 RSMo 21.795.3(4)

(Dollars are in Thousands)

County	Route	Job No.	Award Date	Description of Improvement / Location	Estimate *	Project Cost at Award *	Cost through SFY 2013
St. Charles	70	6S3010B	2/2013	Pavement improvements on outer roads of I-70.	\$606	\$500	\$4
St. Charles	79	6P2201	4/2012	Add left-turn lanes at Rte. Y, Hackmann Road, Vomund Road, and Dyer Road.	\$1,735	\$1,730	\$1,842
St. Charles	79	6P2362	4/2012	Pavement improvements from I-70 to 0.75 mile south of the Lincoln County line.	\$1,619	\$1,909	\$1,405
St. Charles	94	6U1028P	9/2009	Extend Page Ave. from Rte. 94 (0.3 mile west of Harvester) to 0.6 mile east of Central School Rd. at Woodstream. \$245,000 '08 Appropriation. *Economic Recovery project*	\$20,745	\$23,021	\$23,673
St. Charles	94	6U1028Q	9/2009	Extend Page Ave. from 0.6 mile east of Central School Road at Woodstream to 0.3 mile west of Central School Road. *Economic Recovery Project*	\$26,713	\$25,567	\$22,789
St. Charles	D	6S2192C	6/2013	Pavement, shoulder and curve improvements from Rte. Z to Rte. 94.	\$1,251	\$1,780	\$109
St. Charles	D	6S3018	6/2013	Pavement, shoulder, and curve improvements from Rte. T to Rte. Z.	\$3,104	\$2,489	\$116
St. Charles	DD	6S2310B	6/2013	Pavement, shoulder and curve improvements from 2 miles north of Rte. D to Rte. 94.	\$2,115	\$1,873	\$112

*Includes preliminary engineering, right of way, construction, and construction engineering.

10/28/2013

MoDOT

Page 41 of 80

Construction Work in Progress in SFY 2013

RSMo 21.795.3(4)

(Dollars are in Thousands)

County	Route	Job No.	Award Date	Description of Improvement / Location	Estimate *	Project Cost at Award *	Cost through SFY 2013
St. Charles	H	6S3010C	6/2013	Pavement improvements from Rte. 94 to Rte. J.	\$422	\$372	\$0
St. Charles	Various	6I3007	5/2012	On-call guardrail repair on various routes and at various locations throughout St. Charles County.	\$234	\$260	\$84
St. Charles	Various	6I3011	4/2013	Job Order Contracting for guardrail repair on various routes and various locations throughout St. Charles County.	\$288	\$329	\$0
St. Charles	Z	6S2322	6/2013	Pavement and shoulder improvements from I-70 to Rte. D.	\$2,752	\$2,738	\$220
St. Louis	109	6S2046B	6/2013	Intersection improvements at Pond Grover Loop.	\$647	\$502	\$76
St. Louis	109	6S2046C	6/2013	Widen from three to five lanes with bicycle and pedestrian facilities from Rte. 100 to Clayton Road.	\$5,473	\$4,769	\$1
St. Louis	109	6S2198	7/2012	Pavement improvements from south of Rte. 100 to the Meramec River.	\$5,691	\$4,224	\$1,208
St. Louis	109	6S2198B	4/2013	Slide repair .1 mile north of Hidden Forrest Drive.	\$1,176	\$613	\$0

*Includes preliminary engineering, right of way, construction, and construction engineering.
10/28/2013

MoDOT

Construction Work in Progress in SFY 2013 RSMo 21.795.3(4)

(Dollars are in Thousands)

County	Route	Job No.	Award Date	Description of Improvement / Location	Estimate *	Project Cost at Award *	Cost through SFY 2013
St. Louis	141	6U0807	2/2010	Relocate/construct Rte. 141 from Rte. 40 to Rte. 340, (Olive Blvd). In cooperation with St. Louis County, construct Rte. 141 from Rte. 340 (Olive Blvd) to Rte. 364 (Page Ave.)	\$100,804	\$86,426	\$89,754
St. Louis	141	6U0807D	2/2010	Relocate the Metropolitan St. Louis Sewer District (MSD) sewer facilities from north of St. Luke's Hospital Drive to north of Rte. AB.	\$9,836	\$11,202	\$10,202
St. Louis	170	6I2308	6/2012	Guardrail and guard cable improvements from I-270 to Page Avenue.	\$1,323	\$1,190	\$1,190
St. Louis	270	6I2010D	3/2012	Capacity and pavement improvements, pavement and shoulder widening and soundwalls from north of I-44 to south of Rte. 100.	\$12,963	\$12,358	\$10,068
St. Louis	270	6I2130	3/2011	Pavement improvements on I-270 from east of I-170 to west of I-170 and west of Lilac to east of Bellefontaine Road and Rte. 67 from Cinder Road to south of the Missouri River Bridge.	\$1,508	\$1,453	\$1,477
St. Louis	270	6I2397	6/2012	Widen eastbound I-270 exit ramp, lengthen eastbound I-270 acceleration lane, and remove I-270 eastbound to Rte. 67 northbound loop at Rte. 67.	\$1,017	\$825	\$930
St. Louis	340	6P2349	7/2012	Pavement improvements from Rte. 100 to I-64.	\$4,196	\$3,483	\$1,381
St. Louis	340	6P2349B	4/2013	ADA facilities improvements from Rte. 100 to I-64.	\$691	\$686	\$156

*Includes preliminary engineering, right of way, construction, and construction engineering.

10/28/2013

MoDOT

Page 43 of 80

Construction Work in Progress in SFY 2013

RSMo 21.795.3(4)

(Dollars are in Thousands)

County	Route	Job No.	Award Date	Description of Improvement / Location	Estimate *	Project Cost at Award *	Cost through SFY 2013
St. Louis	340	6P2363	4/2011	Pavement improvements from Woodcrest Executive Drive to Rte. JJ (Ballas Road).	\$467	\$449	\$489
St. Louis	44	6I2026	11/2011	Pavement improvements from east of Lewis Road to west of Williams Creek.	\$6,794	\$8,292	\$8,053
St. Louis	44	6I2239	4/2012	Rehabilitate retaining wall from Big Bend Blvd. to west of Elm Avenue.	\$1,174	\$800	\$876
St. Louis	44	6I2278	3/2013	Pavement improvements from the Franklin County line to east of Six Flags Road.	\$1,799	\$1,289	\$58
St. Louis	64	6I0978	12/2006	Design/Build project. 15 interchanges, 41 bridges, bike/ped on cross st., ITS, urban design, soundwalls, retaining walls and arterial route improvement from west of Spoede to west of Sarah. Project costs for the Design/Build project total \$535 million.	\$548,694	\$532,735	\$532,480
St. Louis	64	6P1436	7/2012	Construct new Boone Bridge and improve capacity from Rte. 94 to Spirit of St. Louis Boulevard.	\$130,615	\$132,772	\$32,109
St. Louis	70	6I2004	11/2011	Bridge improvements at Earth City Expressway.	\$998	\$730	\$726
St. Louis	70	6I2005	11/2011	Bridge improvements on westbound Blanchette Bridge over the Missouri River.	\$68,134	\$71,448	\$59,878

*Includes preliminary engineering, right of way, construction, and construction engineering.
10/28/2013

MoDOT

Construction Work in Progress in SFY 2013 RSMo 21.795.3(4)

(Dollars are in Thousands)

County	Route	Job No.	Award Date	Description of Improvement / Location	Estimate *	Project Cost at Award *	Cost through SFY 2013
St. Louis	B	6S2229	4/2013	Pavement improvements from Rte. 180 to Rte. 67 and on Rte. 180 from west of I-270 to McKelvey Road.	\$1,715	\$1,310	\$139
St. Louis	Kress Rd.	6S2046D	6/2013	Pond-Grover Loop Road extension west of Rte. 109.	\$1,453	\$715	\$0
St. Louis	U	6S2389	12/2011	Install sidewalks on both sides of Rte. U from West Florissant Rd. to Woodrow Ave. in Northwoods, Pasadena Hills, Country Club Hills and Jennings.	\$1,716	\$1,868	\$1,963
St. Louis	Various	6I3008	5/2012	On-call guardrail repair on various routes and at various locations throughout St. Louis County and St. Louis City.	\$754	\$808	\$470
St. Louis City	100	6P2236	2/2013	Pavement and pedestrian improvements from the St. Louis City limits to Spring Avenue.	\$2,248	\$1,326	\$188
St. Louis City	115	6P2237	6/2011	Pavement improvements on Rte. 115 from the St. Louis City limits to Salisbury Street, Salisbury Street from Natural Bridge Road to I-70 and at the intersection of Rte. H and Adelalde.	\$2,567	\$2,527	\$2,315
St. Louis City	366	6S2234	2/2013	Pavement and ADA facilities improvements from the St. Louis City limits to Broadway Street.	\$3,207	\$2,395	\$179
St. Louis City	44	6I2390	2/2012	Improve pedestrian and sidewalk facilities on both sides of Rte. 30 from St. Louis City limits to I-55; and I-44 from Shrewsbury Avenue to the I-44/I-55 interchange.	\$874	\$971	\$1,060

*Includes preliminary engineering, right of way, construction, and construction engineering.

10/28/2013

MoDOT

Construction Work in Progress in SFY 2013

RSMo 21.795.3(4)

(Dollars are in Thousands)

County	Route	Job No.	Award Date	Description of Improvement / Location	Estimate *	Project Cost at Award *	Cost through SFY 2013
St. Louis City	64	610985	12/2012	Replace lighting on double deck structure and Poplar Street Bridge from east of Kingshighway to Poplar Street Bridge.	\$12,224	\$14,201	\$12,726
St. Louis City	64	611248	12/2012	Replace Newstead Ave., Tower Grove Ave., Taylor Ave. and Boyle Ave. bridges, pavement improvements, auxiliary lanes at Tower Grove Ave. and add ramps from Kingshighway to Sarah St.	\$26,436	\$21,469	\$6,170
St. Louis City	64	611897	12/2012	Bridge improvements at Jefferson Avenue.	\$6,846	\$6,575	\$2,952
St. Louis City	64	612020	6/2011	Bridge improvements on Poplar Street bridge and approaches from 21st Street to the Poplar Street Bridge.	\$23,245	\$14,861	\$16,273
St. Louis City	70	610984	1/2010	Construct new Mississippi River Bridge over Mississippi River.	\$234,094	\$293,066	\$262,433
St. Louis City	70	612366	6/2011	Pavement improvements on I-70 from Bermuda Road to west of Union Boulevard, east of Kingshighway to St. Louis Avenue and east of I-170 to North Hanley Road and on I-270 from North Hanley Road to Bellefontaine Road and from Lilac to Mississippi River.	\$4,187	\$5,436	\$5,022
St. Louis City	70	6U1086	5/2011	Construction of connections from the new Mississippi River Bridge to I-70 west and to St. Louis City at Cass Avenue.	\$73,050	\$50,857	\$46,105
St. Louis City	D	6S2242	12/2012	Signal, lighting and ADA facilities improvements at Skinker Parkway, Hodiament Avenue and Union Blvd.	\$801	\$732	\$430

*Includes preliminary engineering, right of way, construction, and construction engineering.
10/28/2013

MoDOT

Construction Work in Progress in SFY 2013 RSMo 21.795.3(4)

(Dollars are in Thousands)

County	Route	Job No.	Award Date	Description of Improvement / Location	Estimate *	Project Cost at Award *	Cost through SFY 2013
St. Louis City	Tucker Blvd.	6O0013	3/2010	New structures, pavement and roadway improvements between O Fallon St. and Washington Ave. (In cooperation with St. Louis City and the Mississippi River Bridge Team). To be awarded by St. Louis City.	\$20,536	\$18,215	\$21,791
Various	Various	2I2163K	5/2011	On-call preventive maintenance and pavement repair at various interstate locations in the St. Louis metro area.	\$642	\$660	\$601
Various	Various	2I2163L	5/2011	On-call preventive maintenance and pavement repair at various interstate locations in Franklin and Jefferson Counties.	\$642	\$660	\$1,003
Various	Various	2I2163M	5/2011	On-call asphalt pavement repair at various locations in St. Charles and St. Louis Counties and St. Louis City.	\$856	\$880	\$1,694
Various	Various	2I2165K	3/2013	Job Order Contracting for pavement repair (concrete) at various interstate locations in the St. Louis metro area.	\$643	\$629	\$0
Various	Various	2I2165L	3/2013	Job Order Contracting for pavement repair (asphalt) at various interstate locations in Franklin and Jefferson Counties.	\$643	\$757	\$0
Various	Various	2I2165M	3/2013	Job Order Contracting for pavement repair (asphalt) at various locations in St. Charles and St. Louis Counties and St. Louis City.	\$857	\$1,022	\$25
Various	Various	6I2409	5/2012	ITS improvements on various locations on I-55, I-64, I-70, and I-270.	\$885	\$365	\$417

Construction Work in Progress in SFY 2013

RSMo 21.795.3(4)

(Dollars are in Thousands)

County	Route	Job No.	Award Date	Description of Improvement / Location	Estimate *	Project Cost at Award *	Cost through SFY 2013
Various	Various	6I3005	4/2013	Job Order Contracting for guardrail repair at various routes and various locations throughout Franklin and Jefferson Counties.	\$446	\$481	\$0
Various	Various	6I3009	5/2012	On-call guard cable repair on various routes and locations in the St. Louis District.	\$316	\$594	\$171
Various	Various	6I3010	5/2012	On-call fence repair at various routes and locations in the St. Louis District.	\$316	\$327	\$290
Various	Various	6I3012	4/2013	Job Order Contracting for guardrail repair on various routes and various locations throughout St. Louis County and St. Louis City.	\$887	\$1,246	\$0
Various	Various	6P2353	3/2013	Job Order Contracting for pavement improvements (non-interstate/asphalt) at various locations in the St. Louis District.	\$552	\$623	\$113
Various	Various	6P2353B	3/2013	Job Order Contracting for pavement improvements (non-interstate/concrete) at various locations in the St. Louis District.	\$552	\$515	\$1
Various	Various	6P2355	7/2012	Job Order Contracting for bridge maintenance on various routes in the St. Louis District.	\$1,120	\$1,227	\$1,555
Various	Various	6P2356	5/2011	Pavement improvements (non-interstate/asphalt) at various locations in Franklin County, Jefferson County, St. Charles County, St. Louis County and St. Louis City.	\$411	\$412	\$869

*Includes preliminary engineering, right of way, construction, and construction engineering.
10/28/2013

Construction Work in Progress in SFY 2013 RSMo 21.795.3(4)

(Dollars are in Thousands)

County	Route	Job No.	Award Date	Description of Improvement / Location	Estimate *	Project Cost at Award *	Cost through SFY 2013
Various	Various	6P2356B	5/2011	Pavement improvements (non-interstate/concrete) at various locations in Franklin County, Jefferson County, St. Charles County, St. Louis County and St. Louis City.	\$411	\$412	\$1,758
Various	Various	6P2406	9/2012	ITS improvements on various routes in St. Louis City and St. Louis, St. Charles and Franklin Counties.	\$2,240	\$840	\$861
Various	Various	6S2402	5/2012	ITS improvements on Rte. 180 from I-270 to I-170, Rte. 115 from I-70 to Salisbury, Rte. 340 from Rte. 100 to Pennsylvania, Rte. 231 from Kingston to Becker and Rte. K from I-70 north outer road to I-64.	\$1,779	\$975	\$886
Barry	37	7P0859B	10/2011	Pavement and passing lane improvements on disconnected sections from south of Rte. 60 to the Arkansas State line.	\$10,735	\$7,369	\$7,658
Barry	39	7S0808	4/2012	Bridge improvements over Table Rock Lake 0.4 mile south of Rte. YY.	\$9,861	\$6,167	\$5,691
Barton	49	7P0797T	2/2013	Roadway access improvements at 30th Road.	\$1,747	\$1,843	\$182
Bates	49	7P0659	2/2012	Construct outer roads on disconnected sections from 3.1 miles south of Rte. 52 (east) to Rtes. A/B as part of the upgrade to I-49.	\$7,909	\$6,886	\$6,819
Bates	49	7P0797K	2/2011	Replace at-grade intersection with interchange at Rtes. AA/E as part of the upgrade to I-49.	\$4,268	\$3,034	\$2,995

*Includes preliminary engineering, right of way, construction, and construction engineering.

Construction Work in Progress in SFY 2013

RSMo 21.795.3(4)

(Dollars are in Thousands)

County	Route	Job No.	Award Date	Description of Improvement / Location	Estimate *	Project Cost at Award *	Cost through SFY 2013
Bates	52	7P0802B	3/2012	Bridge improvements over Miami Creek and Mulberry Creek on Rte. 52 in Bates County and over the Little Osage River on Rte. V in Vernon County.	\$2,271	\$2,310	\$1,604
Bates	71	7P0825	11/2011	Upgrade signage for conversion to I-49 from Cass County to 1 mile south of Rte. H in McDonald County.	\$4,000	\$2,857	\$2,948
Benton	65	5P0892	6/2010	Grading, drainage, paving and right of way acquisition from south of Rte. 52 (Cole Camp Junction) to 0.3 mile north of Lincoln.	\$8,570	\$7,881	\$6,867
Benton	65	5P0892B	6/2010	Grading, bridge, drainage, paving and right of way acquisition from 0.6 mile south of Lincoln near Rte. H to Warsaw.	\$24,173	\$19,867	\$22,391
Benton	65	5P0915	3/2013	Pavement improvements on various sections of existing lanes from 3 miles north of Lincoln, south to the Osage River Bridge in Warsaw.	\$5,852	\$5,753	\$452
Benton	7	5P2155	11/2012	Pavement improvements on various sections on Rte. 7 from Rte. PP in Tightwad to Rte. 65 in Warsaw, Rte. 83 from Rte. 65 to Rte. MM, and Rte. U from Mora Road to Rte. 52.	\$5,351	\$4,578	\$1,376
Benton	T	5S2180	4/2013	Bridge improvements over Truman Reservoir 4.5 miles west of Rte. 65.	\$1,043	\$828	\$37
Cedar	J	7S0818B	3/2012	Bridge improvements over Sac River on Rte. J in Cedar Co., Osage River on Rte. H, Weaubleau Creek on Rte. TT, Little Clear Creek on Rte. O and Truman Reservoir on E in St. Clair Co.	\$5,979	\$3,978	\$2,841

*Includes preliminary engineering, right of way, construction, and construction engineering.
10/28/2013

MoDOT

Construction Work in Progress in SFY 2013 RSMo 21.795.3(4)

(Dollars are in Thousands)

County	Route	Job No.	Award Date	Description of Improvement / Location	Estimate *	Project Cost at Award *	Cost through SFY 2013
Christian	125	8S2453	12/2011	Pavement improvements from Rte. 14 in Christian County to Rte. 76 in Taney County.	\$1,589	\$1,305	\$1,289
Christian	14	8P2146	12/2012	Roadway capacity and safety improvements on Third Street from the Finley River to north of Church Street in downtown Ozark.	\$1,880	\$1,859	\$908
Christian	14	8S2380	5/2012	Signal improvements at various locations in Christian County.	\$1,152	\$526	\$651
Christian	160	7S3007	11/2012	Pavement improvements on various sections from 0.4 mile north of the Finley River to the Rtes. 160, 13 and 248 Jct. north of Reeds Spring.	\$3,100	\$1,725	\$0
Christian	160	8P2420	5/2012	Turn lane improvements at various intersections from from Melton Ave in Highlandville to Rte. 248 north of Reeds Spring.	\$1,195	\$1,277	\$1,179
Christian	176	8S2349	4/2012	Pavement improvements from Rtes. 13/160 to Rte. 65.	\$369	\$515	\$470
Christian	65	8P2156	6/2013	Bridge improvement for northbound bridge over Farmer's Branch, 1.5 miles north of Rte. J.	\$3,314	\$3,444	\$150
Christian	65	8P2161	6/2013	Bridge improvements on northbound bridge over Finley River in Ozark.	\$1,401	\$219	\$19

*Includes preliminary engineering, right of way, construction, and construction engineering.

Construction Work in Progress in SFY 2013

RSMo 21.795.3(4)

(Dollars are in Thousands)

County	Route	Job No.	Award Date	Description of Improvement / Location	Estimate *	Project Cost at Award *	Cost through SFY 2013
Christian	65	8P2268	12/2011	Pavement improvements from Rte. EE to south of Rte. 465.	\$5,435	\$3,973	\$4,339
Christian	65	8P2363	12/2011	Bridge improvements over Woods Fork and Camp Creek near Saddlebrooke.	\$1,506	\$1,421	\$1,454
Christian	65	8P2418	2/2013	Safety improvements at Rtes. BB and A near Saddlebrook.	\$98	\$89	\$92
Dade	CC	7S0818C	4/2012	Bridge improvements over Stockton Lake 1.8 miles north of Rte. 160.	\$2,164	\$969	\$397
Dallas	65	8P0591	12/2007	Grading, paving, bridges, and upgrade to expressway from 0.2 mile north of Rte. EE to Rte. 125.	\$32,431	\$22,100	\$21,453
Dallas	65	8P0844	12/2007	Improve pavement on existing two lanes (future northbound lanes) from 0.2 mile north of Rte. AA in Dallas County to Rte. 125 in Greene County.	\$258	\$218	\$193
Dallas	73	8S2169	2/2013	Bridge improvements over Coatney Branch north of Buffalo.	\$279	\$389	\$97
Dallas	F	8S2170	2/2013	Bridge improvements over Greasy Creek south of Buffalo.	\$789	\$475	\$27

*Includes preliminary engineering, right of way, construction, and construction engineering.
10/28/2013

Construction Work in Progress in SFY 2013 RSMo 21.795.3(4)

(Dollars are in Thousands)

County	Route	Job No.	Award Date	Description of Improvement / Location	Estimate *	Project Cost at Award *	Cost through SFY 2013
Greene	125	8S3018	4/2013	Pavement and safety improvements on various sections of Rte. 125 from 0.3 mile south of Rte. OO in Strafford to Smyrna Rd. and on Rte. D from Rte. J to Rte. 125.	\$1,908	\$1,418	\$0
Greene	13	8P3012	9/2012	Interchange improvements at the Kansas Expressway and James River Freeway interchange in Springfield.	\$5,111	\$2,829	\$1,593
Greene	160	8L1300T	10/2012	Pavement improvements on various sections from County Road 9 to Rte. 123 near Willard.	\$1,014	\$759	\$914
Greene	160	8P2231	6/2012	Bridge improvements over I-44.	\$3,828	\$2,996	\$2,935
Greene	160	8P2382	6/2012	Signal and ramp improvements at I-44.	\$1,256	\$1,210	\$1,186
Greene	160	8P2425	2/2013	Intersection improvements at Hunt Road in Willard.	\$669	\$468	\$224
Greene	160	8S3000	11/2012	Pavement improvements on various sections from north of Plainview in Springfield to 0.4 mile north of the Finley River.	\$2,984	\$2,451	\$8
Greene	44	2I2164O	5/2012	Job Order Contracting for pavement repair in Greene County.	\$214	\$319	\$33

*Includes preliminary engineering, right of way, construction, and construction engineering.

10/28/2013

MoDOT

Construction Work in Progress in SFY 2013

RSMo 21.795.3(4)

(Dollars are in Thousands)

County	Route	Job No.	Award Date	Description of Improvement / Location	Estimate *	Project Cost at Award *	Cost through SFY 2013
Greene	44	8P0881C	5/2011	Pavement improvements on Chestnut Expressway from Kansas Expressway to Glenstone Avenue in Springfield.	\$1,016	\$1,417	\$1,273
Greene	44	8P2230	4/2013	Intersection improvements at Chestnut Expressway and Sherman Avenue in Springfield.	\$983	\$806	\$210
Greene	44	8P2280B	3/2013	Pedestrian accommodations on various sections of Glenstone Avenue from Evergreen Street to St. Louis Street.	\$847	\$623	\$0
Greene	44	8P2455	11/2012	Pavement improvements on various sections of Glenstone Avenue from Evergreen Street to Walnut Street in Springfield.	\$1,619	\$1,508	\$65
Greene	44	8S2296	4/2011	Pavement improvements from Rte. 125 to the Webster County line.	\$281	\$105	\$112
Greene	60	8P0898	3/2009	Rebuild WB bridge L5142 bridge deck and widen EB bridge A1218 over the James River/Lake Springfield.	\$11,788	\$8,355	\$7,959
Greene	60	8P2423	12/2012	Ramp improvements at various locations on James River Freeway in Springfield.	\$1,137	\$1,414	\$127
Greene	60	8P2441	11/2012	Pavement improvements on various sections from Rte. 125 to Rtes. VV and B in Rogersville.	\$2,599	\$1,840	\$17

Construction Work in Progress in SFY 2013 RSMo 21.795.3(4)

(Dollars are in Thousands)

County	Route	Job No.	Award Date	Description of Improvement / Location	Estimate *	Project Cost at Award *	Cost through SFY 2013
Greene	60	8P2452	10/2012	Pavement improvements on various sections from Glenstone Avenue in Springfield to Rte. 125.	\$4,501	\$3,069	\$1,145
Greene	60	8P3008	10/2012	Pavement improvements on various sections from Illinois Street to Rte. 174 in Republic and on Rte. FF from Rte 60 (James River Freeway) to south of Weaver Road in Battlefield.	\$1,187	\$1,102	\$0
Greene	60	8P3008B	3/2013	Pedestrian improvements and ADA accommodations at various locations from Illinois Street to Route 174 in Republic.	\$228	\$154	\$2
Greene	65	8P0605B	7/2009	Grading, paving to add lanes for divided six-lanes from Rte. D (Sunshine Street) to Rte. 60 (James River Freeway). *Economic Recovery Project*	\$11,556	\$9,676	\$9,566
Greene	65	8P0605D	7/2009	Grading and paving to add lanes for divided six-lanes from Bus. 65 (Chestnut Expressway) to Rte. D (Sunshine Street) in Springfield. Amendment 3 will fund 4.6 million and ARRA will fund 6.2 million. *Economic Recovery Project*	\$12,741	\$10,562	\$10,750
Greene	65	8P0605E	7/2009	Grading, paving to add lanes for divided six-lanes from I-44 to Bus. Rte. 65 (Chestnut Expressway) in Springfield. *Economic Recovery Project*	\$13,078	\$10,831	\$10,862
Greene	65	8P0850	3/2012	Cost share project with Springfield and Greene County for interchange improvements at Rte. 65 / Bus. 65 (Chestnut Expressway).	\$5,586	\$3,203	\$3,289
Greene	65	8P0897	3/2009	Rebuild NB bridge A0647 to replace a deficient bridge and replace deck and superstructure on SB bridge A2072 to improve vertical clearance at the Route 60 interchange in Springfield.	\$6,916	\$6,787	\$6,644

*Includes preliminary engineering, right of way, construction, and construction engineering.

10/28/2013

MoDOT

Page 55 of 80

Construction Work in Progress in SFY 2013

RSMo 21.795.3(4)

(Dollars are in Thousands)

County	Route	Job No.	Award Date	Description of Improvement / Location	Estimate *	Project Cost at Award *	Cost through SFY 2013
Greene	65	8P2427	5/2012	Shoulder improvements from 0.1 mile north of Rte. KK in Greene County to Rte. AA in Dallas County.	\$934	\$579	\$540
Greene	65	8P2428	5/2012	Shoulder improvements from I-44 to 0.1 mile north of Rte. KK.	\$816	\$655	\$604
Greene	744	8P2236	3/2013	Provide continuous sidewalk on both sides of Kearney Street from Kansas Expressway (Rte. 13) to Glenstone Avenue (Loop 44) in Springfield.	\$997	\$966	\$173
Greene	744	8P2250	11/2012	Pavement improvements from Rte. 13 (Kansas Expressway) to Bus. 44 (Glenstone Avenue) in Springfield.	\$1,571	\$1,366	\$382
Greene	CC	8L1300G	10/2012	Pavement improvements on various sections from Rte. 13 to Sunset Street in Fair Grove.	\$536	\$663	\$402
Greene	CC	9P2261E	10/2012	Safety improvements on various sections from Rte. 13 to Sunset Street in Fair Grove.	\$680	\$398	\$566
Greene	D	8S2369	4/2011	Thin pavement treatment from Blackman Road to Rte. 125.	\$886	\$423	\$394
Greene	OO	8S2470	7/2012	Turn-lane improvements on Routes 125 and OO, 1.26 miles west of I-44.	\$786	\$772	\$842

Construction Work in Progress in SFY 2013 RSMo 21.795.3(4)

(Dollars are in Thousands)

County	Route	Job No.	Award Date	Description of Improvement / Location	Estimate *	Project Cost at Award *	Cost through SFY 2013
Hickory	54	8P2269	10/2012	Pavement improvements on various sections from Rte. D to east of Little Niangua River and on various sections Rte. 64B, Rte. RA, and Rte. J.	\$1,636	\$1,596	\$1,460
Hickory	64	8L1300S	10/2012	Pavement improvements on various sections from Rtes. D/NN in Nemo to Rte. D in Polk County.	\$698	\$643	\$610
Hickory	64	9P2261B	10/2012	Safety improvements on various sections from Rtes. D/NN in Nemo to Rte. D in Polk County.	\$460	\$342	\$302
Jasper	171	7B0801N	8/2011	Bridge improvements over MNA Railroad.	\$1,797	\$2,621	\$2,846
Jasper	171	7P2155B	10/2012	Pavement improvements on various sections from the Kansas state line to west of Rte. 43 in Airport Drive.	\$1,755	\$1,596	\$11
Jasper	171	7P2155C	10/2012	Pavement improvements on various sections of MacArthur Drive from Rte. 43 (Main Street) in Airport Drive to 0.1 mile west of Bus. 71 in Webb City.	\$505	\$478	\$8
Jasper	171	7P2155D	10/2012	Pavement improvements on various sections from 0.1 mile west of Bus. 71 in Webb City to Rte. 71 in Carthage.	\$3,366	\$3,667	\$54
Jasper	171	7P2155H	3/2013	Pedestrian and ADA accommodations at various locations from 0.1 mile west of Bus. 71 (Madison Avenue) to Hall Street in Webb City.	\$207	\$142	\$0

*Includes preliminary engineering, right of way, construction, and construction engineering.

10/28/2013

MoDOT

Page 57 of 80

Construction Work in Progress in SFY 2013

RSMo 21.795.3(4)

(Dollars are in Thousands)

County	Route	Job No.	Award Date	Description of Improvement / Location	Estimate *	Project Cost at Award *	Cost through SFY 2013
Jasper	249	7P0859F	10/2011	Pavement improvements on disconnected sections from Rte. 171 to I-44.	\$1,719	\$960	\$1,019
Jasper	43	7S0788	12/2011	Construct interchange to replace at-grade intersection at Zora Street in Joplin.	\$8,012	\$11,227	\$10,675
Jasper	44	7I0875	10/2011	Pavement improvements from 0.9 mile east of Rte. 71/Rte. 249 interchange to 1.5 miles east of Rte. 37.	\$5,814	\$4,763	\$4,878
Jasper	49	7P0859C	10/2011	Pavement improvements on disconnected sections from 10th Street in Webb City to south of Hammons Boulevard in Joplin.	\$2,295	\$2,044	\$1,968
Jasper	571	7P2155F	11/2012	Pavement improvements on various sections from Rte. E to Rte. 71 in Carthage.	\$650	\$463	\$21
Jasper	571	7P3014	3/2013	Pedestrian improvements and ADA accommodations on various sections between Route E and Route 71 in Carthage.	\$58	\$73	\$0
Jasper	71	7P0797R	3/2012	Ramp improvements on disconnected sections from I-435 to I-44 as part of the upgrade to I-49.	\$1,151	\$1,217	\$1,093
Jasper	FF	7S0811	10/2010	Intersection improvements from 0.2 mile west of Rte. 71 to Rte. 71.	\$957	\$819	\$950

Construction Work in Progress in SFY 2013 RSMo 21.795.3(4)

(Dollars are in Thousands)

County	Route	Job No.	Award Date	Description of Improvement / Location	Estimate *	Project Cost at Award *	Cost through SFY 2013
Jasper	O	7S0818E	4/2012	Bridge improvements over Spring River 1.9 miles north of Rte. 96.	\$1,087	\$827	\$51
Lawrence	96	7S3013	2/2013	Pavement improvement on various sections from west of Route UU to Interstate 44.	\$1,800	\$1,776	\$0
McDonald	71	7P3015	3/2013	Pavement improvement on various sections of the northbound and southbound lanes from 1.5 miles north of Route EE to 0.2 mile north of Brush Creek Road.	\$2,342	\$2,247	\$13
Newton	44	2I2164N	5/2012	Job Order Contracting for pavement repair from the Oklahoma State line to Greene County.	\$214	\$321	\$111
Newton	44	7I0691	6/2012	Interchange improvements at Bus. 71 (Range Line Road) in Joplin.	\$10,625	\$9,333	\$6,503
Newton	60	7P2177	8/2012	Roadway improvements at Kodiak Road in Neosho.	\$1,017	\$955	\$851
Newton	FF	7P2175C	10/2011	Pavement improvements on disconnected sections from east of Bus. 71 to Rte. 71 in Joplin.	\$1,337	\$1,111	\$1,083
Polk	13	8P2417	5/2012	Safety improvements at the Rtes. U and Y intersection.	\$584	\$647	\$633

*Includes preliminary engineering, right of way, construction, and construction engineering.

10/28/2013

MoDOT

Construction Work in Progress in SFY 2013

RSMo 21.795.3(4)

(Dollars are in Thousands)

County	Route	Job No.	Award Date	Description of Improvement / Location	Estimate *	Project Cost at Award *	Cost through SFY 2013
Stone	13	7P3002	11/2012	Pavement improvements on various sections from Rtes. 160, 13 and 248 Jct. to north of Branson West.	\$1,952	\$763	\$0
Stone	13	7P3002B	12/2012	Pavement improvements on various sections from the Kimberling City Bridge to the Arkansas state line.	\$969	\$717	\$0
Stone	13	8P2188	4/2011	Capacity and safety improvements from 1 mile south of Rte. 76 near Branson West to Kimberling Blvd. in Kimberling City.	\$18,560	\$21,151	\$21,886
Stone	76	7P3012	2/2013	Pavement and shoulder improvements on various sections from Route 173 to Rocky Top Way in Reeds Spring.	\$1,344	\$1,072	\$0
Stone	86	8P2385	11/2012	Safety improvements from Rte. 13 (South Jct.) to Rte. 65.	\$641	\$379	\$11
Stone	86	8S2300	4/2011	Pavement improvements from Rte. 13 to Rte. 65.	\$1,200	\$860	\$851
Stone	JJ	8S2302	4/2011	Pavement improvements from Rte. 86 to the end of route.	\$330	\$240	\$236
Stone	UU	8S2301	4/2011	Pavement improvements from Rte. 86 to the end of route.	\$118	\$90	\$88

*Includes preliminary engineering, right of way, construction, and construction engineering.
10/28/2013

Construction Work in Progress in SFY 2013 RSMo 21.795.3(4)

(Dollars are in Thousands)

County	Route	Job No.	Award Date	Description of Improvement / Location	Estimate *	Project Cost at Award *	Cost through SFY 2013
Taney	125	8S2462	12/2011	Pavement improvements from Rte. 76 to the Arkansas State line.	\$1,453	\$1,316	\$1,183
Taney	160	8L1300L	10/2012	Pavement improvements on various sections from Rte. 65 to Rte. 76 east of Forsyth.	\$1,932	\$1,526	\$7
Taney	160	8P0813D	10/2012	Intersection improvements at various locations between Rte. F and Rte. 76.	\$949	\$437	\$52
Taney	160	8P2276	12/2011	Pavement improvements from Rte. 76 in Forsyth to Rte. 5 west of Gainsville.	\$5,669	\$2,303	\$2,206
Taney	176	8L1300O	10/2012	Pavement improvements on various sections from Rte. 65 to Rte. 160.	\$541	\$498	\$6
Taney	248	8S2447	4/2012	Pavement improvements from north of Shepherd of the Hills Expressway to Rte. 65 in Branson.	\$745	\$883	\$809
Taney	265	8S2442	10/2012	Pavement improvements on various sections from Table Rock Dam to Rte. 65 and on Rte. 165 from Rte. 76 to Rte. 265 in Branson.	\$1,029	\$1,628	\$1
Taney	65	8P0894C	2/2011	Pavement improvements at the Rte. 65/Rte. 160 interchange and on the ramps at the interchanges with Rtes. 160, F, Bee Creek Road, 248 and 76.	\$1,452	\$1,196	\$1,329

*Includes preliminary engineering, right of way, construction, and construction engineering.

10/28/2013

MoDOT

Construction Work in Progress in SFY 2013

RSMo 21.795.3(4)

(Dollars are in Thousands)

County	Route	Job No.	Award Date	Description of Improvement / Location	Estimate *	Project Cost at Award *	Cost through SFY 2013
Taney	65	8P2365	6/2012	Intersection improvements at St. James Street in Hollister.	\$541	\$537	\$501
Taney	65	8P2415	6/2012	Intersection improvements at Rochester Road.	\$594	\$903	\$809
Taney	76	8P2309	4/2011	Pavement improvement from Rte. 160 in Taney County to Rte. T in Douglas County.	\$1,735	\$1,598	\$1,644
Taney	J	8L1111F	4/2011	Pavement improvements from Rte. 76 to end of route.	\$284	\$240	\$261
Various	Various	7P0145	7/2010	Payment beginning in SFY 2011 for 3M tape installation warranty. Rural Southwest District share.	\$118	\$130	\$93
Various	Various	7S3019	6/2013	Signage for the Trans-America Trail at various locations in the Southwest District.	\$47	\$37	\$0
Various	Various	8P0145	7/2010	Payment beginning in SFY 2011 for 3M tape installation warranty. Rural Southwest District share.	\$88	\$97	\$75
Various	Various	8P2238	5/2012	Job Order Contracting for guardrail and guard cable repair throughout rural Southwest District.	\$272	\$289	\$597

Construction Work in Progress in SFY 2013 RSMo 21.795.3(4)

(Dollars are in Thousands)

County	Route	Job No.	Award Date	Description of Improvement / Location	Estimate *	Project Cost at Award *	Cost through SFY 2013
Various	Various	8P2241	5/2012	Job Order Contracting for guardrail repair in urban Southwest District.	\$191	\$189	\$184
Various	Various	8P2288	3/2013	Replacement of nonstandard guardrail, installation of guardrail, guard cable and/or access restraint cable at various locations in the rural Southwest District.	\$83	\$68	\$57
Vernon	49	7B08011	4/2011	Bridge improvements over MNA Railroad.	\$6,869	\$5,458	\$5,397
Vernon	49	7P0797E	11/2010	Replace at-grade intersection with interchange at Rte. DD as part of the upgrade to I-49.	\$5,795	\$4,573	\$4,302
Vernon	49	7P0797F	11/2010	Replace at-grade intersection with interchange at Rte. E as part of the upgrade to I-49.	\$6,187	\$4,387	\$4,261
Vernon	49	7P0797G	11/2010	Replace at-grade intersection with interchange at Rte. M as part of the upgrade to I-49.	\$5,071	\$3,722	\$3,616
Vernon	49	7P0797H	11/2010	Replace at-grade intersection with interchange at Rte. D as part of the upgrade to I-49.	\$4,894	\$3,650	\$3,501
Vernon	49	7P0797I	10/2011	Replace at-grade intersection with interchange at relocated Rte. TT as part of the upgrade to I-49.	\$8,749	\$7,510	\$7,391

*Includes preliminary engineering, right of way, construction, and construction engineering.

10/28/2013

MoDOT

Page 63 of 80

Construction Work in Progress in SFY 2013

RSMo 21.795.3(4)

(Dollars are in Thousands)

County	Route	Job No.	Award Date	Description of Improvement / Location	Estimate *	Project Cost at Award *	Cost through SFY 2013
Vernon	49	7P0797L	11/2010	Replace at-grade intersection with overpass at County Road 290 1.3 miles north of Rte. M as part of the upgrade to I-49.	\$2,295	\$1,915	\$1,832
Vernon	54	7P2155E	10/2012	Pavement improvements on various sections from Rte. 71 to east of Rte. 32 in Cedar County.	\$1,768	\$2,519	\$31
Vernon	54	7P2222	11/2011	ADA improvements on disconnected sections of Rte. 54 and Bus. 71 through Nevada.	\$344	\$301	\$233
Vernon	K	7S0818F	4/2012	Bridge improvements over West Fork of Clear Creek 0.6 mile south of Rte. 54.	\$855	\$791	\$785
Vernon	OR 71	7P0797Q	12/2012	Outer road improvements from E Tally Bend Road n/o Milo to Rte. BB.	\$805	\$705	\$142
Webster	38	8S2457B	10/2012	Pavement improvements on various sections from Rte. A to Rte. C east of Marshfield and from Rte. M in Dallas County to Rte. E in Webster County.	\$2,421	\$2,165	\$952
Webster	44	2I2164P	5/2012	Job Order Contracting for pavement repair in Webster and Laclede Counties.	\$214	\$264	\$156
Webster	44	2I2165P	4/2013	Job Order Contracting for pavement repair in Webster County.	\$114	\$134	\$0

*Includes preliminary engineering, right of way, construction, and construction engineering.
10/28/2013

MoDOT

Construction Work in Progress in SFY 2013 RSMo 21.795.3(4)

(Dollars are in Thousands)

County	Route	Job No.	Award Date	Description of Improvement / Location	Estimate *	Project Cost at Award *	Cost through SFY 2013
Webster	44	8S2295	4/2011	Pavement improvements from Greene County to the end of the state route near Cologna Road.	\$598	\$627	\$590
Webster	60	7P3007	11/2012	Pavement improvements on various sections from west of Rte. A to Route O in Wright County.	\$6,883	\$5,107	\$422
Webster	60	7P3007B	12/2012	Pavement improvements on various sections from Rtes. VV/B in Rogersville to west of Rte. A.	\$6,653	\$6,030	\$2,864
Webster	A	8L1111H	4/2011	Pavement improvements from Rte. FF to Rte. 60.	\$365	\$230	\$250
Webster	DD	8S2459B	10/2012	Pavement improvements on various sections from Elm Street in Marshfield to end of route.	\$469	\$375	\$422
Webster	DD	9P2261D	10/2012	Safety improvements on various sections from Elm Street in Marshfield to end of route.	\$299	\$217	\$128
Webster	M	8S2458	10/2012	Pavement improvements on various sections from Rte. CC in Webster County to Rte. 5 in Wright County.	\$1,013	\$797	\$131
Webster	W	8S2308	4/2011	Pavement improvements from Rte. Y North Jct. to Rte. 38.	\$367	\$302	\$298

*Includes preliminary engineering, right of way, construction, and construction engineering.

10/28/2013

MoDOT

Construction Work in Progress in SFY 2013

RSMo 21.795.3(4)

(Dollars are in Thousands)

County	Route	Job No.	Award Date	Description of Improvement / Location	Estimate *	Project Cost at Award *	Cost through SFY 2013
Bollinger	34	0P0922	8/2012	Grading, paving, drainage and build bridge 0.6 mile west of Rte. ZZ at Glen Allen to 1 mile east of Rte. ZZ. Project involves bridge F0747R.	\$4,127	\$3,875	\$2,569
Bollinger	34	0P2210	8/2012	Safety improvements at various locations from Rte. MM to Rte. 51.	\$2,245	\$2,937	\$2,757
Bollinger	34	0P2285	8/2012	Grading, paving and curve improvements from 1.6 miles east of Rte. DD to 0.5 mile west of Rte. ZZ.	\$3,669	\$4,332	\$1,775
Bollinger	51	0S2262	2/2013	Pavement and shoulder improvements from Marble Hill city limits to Rte. 60.	\$9,225	\$6,952	\$2,730
Bollinger	51	9S2254	9/2012	Pavement improvements from MO 72 to MO 34.	\$4,590	\$3,587	\$466
Bollinger	C	0S2254	4/2012	Pavement improvements from Rte. 51 to Rte. 91.	\$529	\$487	\$542
Bollinger	C	0S2291	4/2012	Install shoulders and rumble stripes from Rte. 25 to Rte. 51.	\$870	\$466	\$448
Butler	142	0S2246	2/2011	Pavement improvements from Rte. HH to Rte. 158.	\$379	\$248	\$292

*Includes preliminary engineering, right of way, construction, and construction engineering.
10/28/2013

Construction Work in Progress in SFY 2013 RSMo 21.795.3(4)

(Dollars are in Thousands)

County	Route	Job No.	Award Date	Description of Improvement / Location	Estimate *	Project Cost at Award *	Cost through SFY 2013
Butler	60	9S3016	4/2013	Pavement replacement at Bus. 60 / Ninth St. intersection and Bus. 67 / Cherry St. intersection in Poplar Bluff.	\$57	\$55	\$0
Butler	67	0P0877	12/2010	Pavement improvements from Madison County line to 4.1 miles south of Butler County line.	\$4,751	\$3,955	\$4,155
Butler	67	0P0959	6/2012	Capacity improvements 1.5 miles south of Rte. M to 1 mile south of Rte. 160.	\$27,518	\$24,054	\$14,722
Butler	67	0P2238	6/2012	Bridge improvements over Epps Ditch.	\$1,268	\$1,261	\$1,211
Butler	67	0P2273	4/2012	Construction of interchange at Rte. 67 and Oak Grove Road in Poplar Bluff.	\$7,506	\$6,442	\$6,709
Butler	67	0P2273B	4/2013	Construction of bridge at intersection of Rte. 67 and Oak Grove Road in Poplar Bluff.	\$1,402	\$1,376	\$94
Butler	PP	0S2215	12/2011	Bridge improvements over Cane Creek.	\$1,667	\$1,015	\$990
Butler	W	0S2245	2/2011	Pavement improvements from Rte. O to Bus. 60.	\$214	\$411	\$372

*Includes preliminary engineering, right of way, construction, and construction engineering.

Construction Work in Progress in SFY 2013

RSMo 21.795.3(4)

(Dollars are in Thousands)

County	Route	Job No.	Award Date	Description of Improvement / Location	Estimate *	Project Cost at Award *	Cost through SFY 2013
Cape Girardeau	25	0S2222	4/2011	Pavement improvements from Rte. 77 to Rte. NN.	\$2,646	\$1,450	\$1,408
Cape Girardeau	55	0I0010B	9/2011	Bridge improvements on the southbound bridge over the Headwater Diversion Channel.	\$1,571	\$1,686	\$1,673
Cape Girardeau	55	0I2300	12/2011	Install median guard cable from Rte. E in Cape Girardeau County to Rte. 67 in Jefferson County.	\$8,726	\$6,926	\$6,362
Cape Girardeau	74	0P2277	9/2012	Improve bicycle-pedestrian facilities on Shawnee Parkway from the Bill Emerson Memorial Bridge to west of Cape Girardeau, and on Rte. K from Silver Springs Rd. to Kingshighway.	\$1,768	\$1,281	\$1,841
Cape Girardeau	D	9S3017	6/2013	Sidewalk improvements in Oak Ridge on Rte. D. and Rte. E.	\$130	\$126	\$0
Cape Girardeau	Fifth St.	0W0001	1/2010	Construction of high water rail line that will allow port rail to operate during high water events. Actual project costs are charged to ARRA-ES10(001). *Economic Recovery Project*	\$1,100	\$883	\$0
Cape Girardeau	OO	0S2256	4/2012	Pavement improvements from Rte. 34 to Rte. Z.	\$1,109	\$1,566	\$1,334
Cape Girardeau	V	0S2228	12/2012	Bridge improvements over Big Indian Creek.	\$464	\$465	\$437

*Includes preliminary engineering, right of way, construction, and construction engineering.
10/28/2013

MoDOT

Construction Work in Progress in SFY 2013 RSMo 21.795.3(4)

(Dollars are in Thousands)

County	Route	Job No.	Award Date	Description of Improvement / Location	Estimate *	Project Cost at Award *	Cost through SFY 2013
Cape Girardeau	W	0S2234	3/2013	Improve intersection at Lexington Drive in Cape Girardeau. \$783,000 from Cape Girardeau.	\$1,826	\$1,846	\$637
Cape Girardeau	Z	0S2255	4/2012	Pavement improvements from Rte. F to Rte. 25.	\$724	\$575	\$450
Carter	M	9L1111B	2/2011	Pavement improvements on Rtes. M, N and V in Carter County. Rte. Y in Reynolds County, and Rte. U in Ripley County. (Entire routes)	\$1,277	\$1,166	\$1,225
Douglas	14	8S2399	6/2012	Bridge improvements over White River and Spring Creek east of Rte. 181.	\$478	\$422	\$392
Douglas	14	9L1205M	4/2012	Pavement improvements from Rte. 181 to Rte. 63.	\$448	\$345	\$256
Dunklin	164	0S2266	2/2013	Pavement improvements from Rte. 412 to Rte. N.	\$811	\$920	\$2
Dunklin	Y	0S2216	12/2012	Bridge improvements over Buffalo Ditch.	\$584	\$549	\$178
Howell	160	9S2204	3/2012	Pavement improvements from Rte. JJ to County Road 6070.	\$1,069	\$996	\$937

*Includes preliminary engineering, right of way, construction, and construction engineering.

10/28/2013

MoDOT

Page 69 of 80

Construction Work in Progress in SFY 2013

RSMo 21.795.3(4)

(Dollars are in Thousands)

County	Route	Job No.	Award Date	Description of Improvement / Location	Estimate *	Project Cost at Award *	Cost through SFY 2013
Howell	60	9P2192	3/2013	Pavement improvements on westbound lanes from the Rte. 60/Bus. 60 ramp to the Texas County line.	\$3,015	\$2,359	\$9
Howell	63	9P2177	11/2011	Capacity improvements to complete four-lane undivided roadway from Rte. 160 to Bus. 63 South.	\$6,154	\$7,868	\$6,390
Howell	63	9P2205C	3/2013	Pavement improvements from Rte. 14 to Rte. 160 South.	\$673	\$502	\$191
Howell	63	9P2206	3/2013	Pavement improvements on southbound lanes from the Rte. 60/63 interchange to County Road 4490.	\$1,015	\$609	\$2
Howell	E	9S2216K	3/2012	Pavement improvements from Rte. E to Howell County line and Rte. AB near West Plains (entire routes).	\$811	\$998	\$932
Howell	JJ	9L1205L	4/2012	Pavement improvements from Rte. 160 to Rte. 142.	\$256	\$204	\$180
Howell	Y	9S2216L	12/2011	Pavement improvements from the Texas County line to Rte. 60 East.	\$230	\$257	\$240
Iron	N	9S0593	3/2012	Pavement and safety improvements from Rte. 21 North to Rte. 21 South.	\$2,694	\$3,415	\$3,046

Construction Work in Progress in SFY 2013 RSMo 21.795.3(4)

(Dollars are in Thousands)

County	Route	Job No.	Award Date	Description of Improvement / Location	Estimate *	Project Cost at Award *	Cost through SFY 2013
Madison	67	0P0928	10/2007	Construct additional lanes (northbound) and bridges to provide divided pavement from Wayne County line to end of four-lane south of Fredericktown.	\$54,577	\$51,599	\$53,314
Madison	67	0P0929	6/2008	Construct additional lanes and bridges to provide divided highway from 0.8 mile south of Rte. 34 to the Madison Co. line.	\$36,139	\$29,087	\$29,940
Madison	E	0S2165	7/2012	Bridge improvements, grading and paving 7.5 miles west of Rte. 67. Project involves bridge T0071.	\$2,014	\$1,912	\$848
Mississippi	105	0P2268	12/2010	Pavement improvements from Rte. 62 to I-57 in Charleston.	\$1,166	\$803	\$686
Mississippi	62	0S2189	12/2010	Pavement improvements from Marshall Street to I-57 in Charleston.	\$1,780	\$885	\$829
New Madrid	55	0I2147	7/2009	Construction of new Welcome Center on I-55 at Marston. *Economic Recovery Project*	\$7,671	\$6,211	\$6,733
New Madrid	61	0S2287	4/2013	Pavement improvements from Sikeston to New Madrid.	\$2,828	\$3,533	\$4
New Madrid	H	0S2218	3/2013	Bridge improvements over Otter Slough Ditch.	\$671	\$464	\$107

*Includes preliminary engineering, right of way, construction, and construction engineering.

Construction Work in Progress in SFY 2013

RSMo 21.795.3(4)

(Dollars are in Thousands)

County	Route	Job No.	Award Date	Description of Improvement / Location	Estimate *	Project Cost at Award *	Cost through SFY 2013
Oregon	142	9S2241	3/2012	Pavement and safety improvements from Rte. 63 to Rte. EE.	\$1,190	\$1,220	\$1,131
Oregon	W	9S2216M	3/2012	Pavement improvements from Rte. 19 South to end of route.	\$276	\$327	\$305
Ozark	95	8L1300K	2/2013	Pavement improvements from Rte. 5 to Rte. 160 near Theodosia.	\$1,352	\$1,244	\$1
Pemiscot	55	0I0972	7/2009	Grading, drainage, paving and structure(s) for rest area/welcome center adjacent to northbound lane, north of the Arkansas State line at Hayti.	\$8,240	\$7,620	\$8,178
Pemiscot	J	0S2263	2/2013	Pavement improvements from Rte. NN to Rte. Z.	\$488	\$462	\$2
Pemiscot	J	9L1205D	2/2012	Pavement improvements from Rte. 412 to I-44.	\$144	\$122	\$112
Perry	H	0S2271	2/2013	Bridge improvements over Lauren Creek.	\$428	\$388	\$60
Perry	Y	0S2227	12/2012	Bridge improvements over Brazeau Creek.	\$380	\$324	\$326

*Includes preliminary engineering, right of way, construction, and construction engineering.
10/28/2013

Construction Work in Progress in SFY 2013 RSMo 21.795.3(4)

(Dollars are in Thousands)

County	Route	Job No.	Award Date	Description of Improvement / Location	Estimate *	Project Cost at Award *	Cost through SFY 2013
Reynolds	MM	9S2216I	3/2012	Pavement improvements from County Road 218 to Rte. N.	\$109	\$130	\$67
Ripley	160	9P2186	2/2013	Pavement improvements from Rte. 21 South to Rte. JJ.	\$4,052	\$3,425	\$86
Scott	55	0I0943	6/2010	Construct outer road connection from Rte. K in Scott City north to existing outer road south of Rte. AB.	\$5,844	\$6,302	\$7,767
Scott	55	0I2179	12/2012	Pavement improvements from Rte. 77 to I-57.	\$12,578	\$9,472	\$407
Scott	55	2I2163U	5/2011	On-call preventive maintenance and pavement repair (concrete only) from Rte. 60 in Scott County to the Arkansas State line and all of I-155.	\$134	\$138	\$0
Scott	55	2I2163V	5/2011	On-call preventive maintenance and pavement repair (asphalt only) from Rte. 60 in Scott County to the Arkansas State line and all of I-155.	\$134	\$138	\$479
Scott	55	2I2165U	4/2013	Job Order Contracting for pavement repair (concrete only) from Rte. 60 in Scott County to the Arkansas State line and all of I-155.	\$136	\$125	\$71
Scott	55	2I2165V	4/2013	Job Order Contracting for pavement repair (asphalt only) from Rte. 60 in Scott County to the Arkansas state line and all of I-155.	\$136	\$189	\$0

*Includes preliminary engineering, right of way, construction, and construction engineering.

10/28/2013

MoDOT

Construction Work in Progress in SFY 2013

RSMo 21.795.3(4)

(Dollars are in Thousands)

County	Route	Job No.	Award Date	Description of Improvement / Location	Estimate *	Project Cost at Award *	Cost through SFY 2013
Scott	55	9P2263	7/2012	Install guard cable in I-55 median from I-57 to Arkansas state line.	\$9,447	\$7,347	\$2,560
Scott	61	0S2286	4/2013	Pavement improvements from Rte. 77 to Sikeston.	\$1,470	\$1,848	\$86
Scott	91	0P2239	4/2012	Bridge improvements over Drainage Ditch 2.	\$543	\$678	\$653
Scott	E	0S2226	2/2013	Bridge improvements over I-55.	\$826	\$780	\$76
Scott	H	0S2232	2/2013	Bridge improvements over Lateral St. Johns Ditch.	\$374	\$319	\$111
St. Francois	47	0S2282	4/2012	Adding paved shoulders and rumble stripes from Rte. 21 to Rte. 67.	\$1,444	\$1,026	\$793
St. Francois	67	0P2159	8/2011	Interchange improvements at the intersection of Rtes. 67, 221, and W in Farmington.	\$5,004	\$4,280	\$4,457
St. Francois	67	0P2209	3/2012	Interchange ramp improvements at Rte. 47 and Bonne Terre interchange.	\$974	\$991	\$1,116

*Includes preliminary engineering, right of way, construction, and construction engineering.
10/28/2013

Construction Work in Progress in SFY 2013 RSMo 21.795.3(4)

(Dollars are in Thousands)

County	Route	Job No.	Award Date	Description of Improvement / Location	Estimate *	Project Cost at Award *	Cost through SFY 2013
St. Francois	67	0P2270	3/2012	Median crossover improvements from Declue Lane to Rte. JJ.	\$967	\$903	\$863
St. Francois	AA	0S2264	2/2013	Pavement improvements from Rte. H to end of state maintenance.	\$302	\$272	\$2
St. Francois	D	0S2223	2/2013	Bridge improvements over Terre Bleue Creek.	\$577	\$558	\$567
St. Francois	K	0S2231	2/2013	Bridge improvements over Terre Bleue Creek.	\$653	\$434	\$47
St. Francois	Y	9P2261	12/2012	Safety improvements on Rte. Y in St. Francois and Ste. Genevieve counties.	\$2,388	\$2,840	\$95
Ste. Genevieve	32	0P2288	2/2013	Pavement improvements from the City of Farmington to I-55.	\$3,827	\$2,964	\$25
Ste. Genevieve	55	0I2175	12/2011	Pavement improvements on north and south bound lanes from the Jefferson County line to Rte. O.	\$8,185	\$8,065	\$8,213
Ste. Genevieve	55	0I2178	12/2011	Pavement improvements from Rte. O to Rte. M.	\$9,032	\$8,882	\$8,754

*Includes preliminary engineering, right of way, construction, and construction engineering.

10/28/2013

MoDOT

Page 75 of 80

Construction Work in Progress in SFY 2013

RSMo 21.795.3(4)

(Dollars are in Thousands)

County	Route	Job No.	Award Date	Description of Improvement / Location	Estimate *	Project Cost at Award *	Cost through SFY 2013
Ste. Genevieve	55	2I2163S	5/2011	Job Order Contracting for preventive maintenance and pavement repair (concrete only) from Rte. 32 in Ste. Genevieve County to Rte. 60 in Scott County, also all of I-57 in Mississippi County.	\$134	\$138	\$762
Ste. Genevieve	55	2I2163T	5/2011	On-call preventive maintenance and pavement repair (asphalt only) from Rte. 32 in Ste. Genevieve County to Rte. 60 in Scott County, also all of I-57 in Mississippi County.	\$134	\$138	\$0
Ste. Genevieve	55	2I2165S	4/2013	Job Order Contracting for pavement improvements (concrete only) from Rte. 32 in Ste. Genevieve County to Rte. 60 in Scott County, and all of I-57 in Mississippi County.	\$136	\$125	\$107
Ste. Genevieve	55	2I2165T	4/2013	Job Order Contracting for pavement improvements (asphalt only) from Rte. 32 in Ste. Genevieve County to Rte. 60 in Scott County, and all of I-57 in Mississippi County.	\$136	\$166	\$0
Ste. Genevieve	EE	0S2265	2/2013	Pavement improvements from Rte. C to Rte. D.	\$632	\$639	\$2
Ste. Genevieve	Marina Rd.	0W0003	2/2010	Dock and dolphin construction, site development. Actual project costs are charged to ARRA-ES10(003). *Economic Recovery Project*	\$1,433	\$1,367	\$0
Ste. Genevieve	O	0S2281	4/2012	Adding paved shoulders and rumble stripes from Rte. 61 to Rte. 32.	\$589	\$733	\$715
Stoddard	25	0P0941	4/2011	Pavement improvements from the north urban limits of Bernie to Rte. 53 in Holcomb.	\$3,533	\$2,438	\$2,484

*Includes preliminary engineering, right of way, construction, and construction engineering.
10/28/2013

MoDOT

Construction Work in Progress in SFY 2013 RSMo 21.795.3(4)

(Dollars are in Thousands)

County	Route	Job No.	Award Date	Description of Improvement / Location	Estimate *	Project Cost at Award *	Cost through SFY 2013
Stoddard	25	9P3022	6/2013	ADA upgrades to sidewalks at various locations in Bernie, Malden and Gideon.	\$1,021	\$638	\$0
Stoddard	60	0P2305	3/2013	Pavement improvements on eastbound lane from Rte. 51 to Rte. F.	\$918	\$1,084	\$1,140
Texas	106	9P2215	7/2012	Pavement improvements from MO 17 to Route H.	\$5,465	\$4,284	\$2,393
Texas	17	9S2253	2/2013	Pavement and safety improvements from Rte. 38 to Airport Road in Houston.	\$1,473	\$994	\$4
Texas	181	9S2216C	12/2011	Pavement improvements from Rte. AD in Texas County to Rte. 76 in Douglas County.	\$494	\$591	\$559
Texas	60	9P2205B	12/2011	Pavement improvements on the westbound lanes from the Texas County line to just west of Beeler Creek.	\$1,243	\$1,103	\$1,129
Texas	63	9P2205E	3/2013	Pavement improvements from Indian Creek Trails in Houston to Hogan Drive in Texas County.	\$57	\$31	\$0
Texas	B	9S2216J	12/2011	Pavement improvements on Rte. B from Rte. 63 in Houston to Rte. 137 in Raymondville and all of Rte. F in Houston.	\$294	\$361	\$365

Construction Work in Progress in SFY 2013

RSMo 21.795.3(4)

(Dollars are in Thousands)

County	Route	Job No.	Award Date	Description of Improvement / Location	Estimate *	Project Cost at Award *	Cost through SFY 2013
Various	60	9P3009B	6/2013	Guardrail repairs and upgrades along 60, 63, I-55, and various other major highways.	\$267	\$242	\$0
Various	Various	9P2236	6/2012	Job Order Contracting for guard cable and guardrail repair in the Southeast District.	\$555	\$578	\$633
Various	Various	9P3009	6/2013	Job Order Contracting for guard cable and guardrail repair throughout the Southeast District.	\$272	\$284	\$0
Various	Various	9S3026	6/2013	Signage for the Trans-America Trail at various locations in the Southeast District.	\$63	\$57	\$0
Wayne	34	0P0876	7/2009	Widen, build shoulders, and straighten two locations between Rte. 67 and Piedmont.	\$18,254	\$14,219	\$14,071
Wayne	67	0P0877C	10/2010	Rumble stripe new pavement from Madison County line to Butler County line.	\$602	\$572	\$439
Wayne	67	0P0931F	6/2011	Demolition of existing bridge over Wappapello Lake 1 mile south of Rte. D at Old Greenville. Project involves bridge J0021.	\$435	\$555	\$510
Wayne	67	0P0988	6/2008	Grading and bridge construction for new interchange of Routes 67 and 34 in Wayne County near Silva. Part of a \$15 million SAFETEA-LU earmark applied to fully fund this project.	\$9,861	\$10,499	\$10,881

*Includes preliminary engineering, right of way, construction, and construction engineering.
10/28/2013

MoDOT

Construction Work in Progress in SFY 2013 RSMo 21.795.3(4)

(Dollars are in Thousands)

County	Route	Job No.	Award Date	Description of Improvement / Location	Estimate *	Project Cost at Award *	Cost through SFY 2013
Wayne	T	9S3003	6/2012	Reconstruct roadway from 0.5 mile south of Lake Wappapello Dam.	\$2,005	\$1,665	\$1,546
Wright	38	8S2401	3/2013	Bridge improvements over Wood Creek east of Hartville.	\$670	\$433	\$76
Wright	5	8P2278	2/2013	Pavement improvements from Rte. C to 6 miles south of Lebanon to Rte. 60 near Mansfield.	\$2,549	\$2,440	\$2,182
Wright	H	8S2262	4/2012	Bridge improvements over the Gasconade River.	\$1,818	\$1,889	\$1,873

Construction Work in Progress in SFY 2013

RSMo 21.795.3(4)

(Dollars are in Thousands)

County	Route	Job No.	Award Date	Description of Improvement / Location	Estimate *	Project Cost at Award *	Cost through SFY 2013
Total Count of Projects: 628					\$4,255,380	\$4,114,695	\$3,393,728

The completion date of a project is determined by the date the final transaction has been made on a project. This date is determined by the Controller's office and is captured in the construction database, Site Manager.

The completion date of a project is determined by , the field "LASTMODDATE" from site manager, which is determined by FMS. A project is not considered to be completed until the final approval.

Estimate: Estimate is the sum of preliminary engineering, construction engineering, construction contingencies, right of way incidentals, utilities, and construction estimate.
 Award Cost: Award cost is the sum of the award cost plus 10% (for the construction engineering and construction contingencies) and the actual costs of both right of way and preliminary engineering.

*The Missouri Department of Transportation has implemented Statement No. 34 of the Governmental Accounting Standards Board as required by accounting principles generally accepted in the United States of America. Accordingly, the Department has developed a capitalization policy defining costs to be capitalized.

*Depreciable assets (roads and bridges) are valued separate from other assets (right of way land).

*The STIP report covers the right of way and construction program. Some STIP projects are for the purpose of maintaining pavement condition to reach the original useful life of the asset (ex. bridge painting). The STIP also includes projects not capitalized that provide safety improvements and other off-system enhancements (local system improvements).

Construction Work in Progress in SFY 2013
RSMo 21.795.24.(4)

AVIATION							
County	Airport	Project No.	Award Year	Description	STIP Estimate	Award Cost	Cost thru SFY13
Gentry	Albany	AIR 096-04A	2009	Master Plan/Airport Layout Plan	108,000	40,500	0
Gentry	Albany	AIR 106-04A	2010	Pavement maintenance	108,000	102,420	92,142
Douglas	Ava	AIR 106-102A	2010	Land acquisition	90,000	96,255	34,963
Stone	Branson West	AIR 035-99A1 AIRS 0354-99A1 AIR 065-99A AIR 066-99A 08-099A-7 AIR 106-99A1 AIR 076-30C1	2005	Land acquisition, site preparation, grading for new airport, grading contract dispute	6,602,933	6,653,924	7,725,715
Linn	Brookfield/Marceline	AIR 076-30C1	2007	Relocate communication tower	540,000	513,810	410,718
Camden	Camdenton	AIR 106-045B1	2010	Master Plan/Airport Layout Plan	135,000	182,970	177,631
Statewide	Commercial Service		2010	Air service promotion	2,000,000	2,000,000	1,351,114
Henry	Clinton	08-022A-4 08-022A-4A	2008	Construct new runway	5,570,500	5,319,109	4,717,875
Henry	Clinton	08-022A-4B	2012	AGIS Survey for new runway	58,500	50,207	22,593
Cedar	El Dorado Springs	AIR 126-86A	2012	Rehabilitate runway and apron	450,000	403,922	119,705
New Madrid	Gideon	AIR 126-073B	2013	Airfield Pavement Maintenance	675,000	402,998	0
Cass	Harrisonville	AIR 106-110C	2011	Environmental Assessment	90,000	134,910	0
Dunklin	Kennett	AIR 096-79C AIRE 065-79C AIRE 075-79C AIRE 085-79C AIRE 095-79CC	2009	Seal coat runway 18/36, partial parallel taxiways, connector taxiways, rehabilitate apron, t-hangar taxilanes	1,352,500	1,250,351	1,200,972
Barton	Lamar	09-085A-1B	2012	Construct Runway 17/35	3,991,201	2,853,344	1,513,785
Jackson	Lee's Summit	11-109A-1 AIR 116-109A	2011	Widen and extend runway 18-36	585,000	455,537	211,130
Lincoln	Lincoln County	AIR 076-53A	2007	Airport feasibility and site selection study, Airport Master Plan	180,000	180,000	126,450
Lincoln	Lincoln County	AIR 096-53A	2009	Airport master plan	171,000	172,000	97,900
Saline	Marshall	AIR 086-18B AIR 055-18B AIRE 075-18B	2008	Rehabilitate and expand apron, seal coat taxiways; taxilane rehabilitation; fuel system	1,985,000	1,725,861	1,694,204
Mississippi	Mississippi County (Charleston)	AIR 126-78A	2012	Airfield Pavement Maintenance	585,000	448,786	441,967
Wright	Mountain Grove	10-094B-1	2010	Runway rehabilitation	1,115,000	1,654,057	1,550,212
Vernon	Nevada	10-082A-1	2010	Apron reconstruction	1,273,000	1,141,448	1,025,938
Perry	Perryville	11-063A-1	2011	RSA Grading and airfield lighting improvements	1,795,874	1,194,618	706,194
Scott	Sikeston	10-077B-1	2010	Relocate parallel taxiway and rehabilitate runway edge lights	2,327,500	1,536,976	1,519,964
Buchanan	St. Joseph	06-012A-1	2006	Alpha taxiway rehabilitation	4,750,000	3,240,217	2,920,086

Construction Work in Progress in SFY 2013
RSMo 21.795.24.(4)

Saint Louis	Saint Louis (Spirit)	09-113A-1	2009	Ground run-up enclosure	3,637,821	3,250,000	3,422,114
Saint Louis	Saint Louis (Spirit)	10-113A-1	2010	Relocate localizer	583,604	575,000	450,124
Pemiscot	Steele	AIR 136-081B	2012	Pavement Maintenance	122,220	99,000	7,425
Oregon	Thayer	AIR 075-105A	2007	Sealcoat and mark runway, taxiway and apron	88,505	81,000	39,585
Putnam	Unionville	AIR 096-24A	2009	Airport Layout Plan	54,000	58,500	48,309
Putnam	Unionville	AIR 126-024A-ModOT	2012	Crack Seal and Overlay Runway and Taxiways	412,818	630,000	286,116
Johnson	UCM Max B Swisher Skyhaven	AIR 086-19A AIRE 055-19A	2008	Terminal area relocation	261,122	270,000	244,541
Carter	Van Buren	AIR 126-080A	2012	Airfield Pavement Maintenance	521,538	648,000	0
Benton	Warsaw	10-023A-1	2010	Design and construct Runway 18/36 extension	1,461,191	1,400,000	1,360,355
Pulaski	Waynesville (US Army)	10-057B-1	2010	General aviation terminal building	742,165	855,000	744,949
Pulaski	Waynesville (US Army)	11-057B-1	2012	Fuel storage facility	599,070	598,500	44,457
Pulaski	Waynesville (US Army)	11-057B-2	2012	Community hangar	932,835	950,000	35,251
Pulaski	Waynesville (US Army)	12-057B-1 12-057B-2	2012	Apron Rehabilitation	931,527	1,325,453	191,410
				AVIATION TOTAL	36,914,310	41,502,508	32,159,472

The STIP estimate reflects the federal and state funding share programmed for the project.

MoDOT aviation also administers a general aviation airport entitlement program. MoDOT acts as a pass through agency for these funds.

RAIL							
County	DOT#	URO Case No.	Award Year	Description	STIP Estimate	Award Cost	Cost thru SFY 13
Macon	005 094V	13-14	2013	Upgrade lights from incandescent to LEDs	50,000	24,180	0
Macon	005 095C	13-13	2013	Upgrade lights from incandescent to LEDs	50,000	22,801	0
Macon	005 118G	11-3	2011	Rebuild grade separation	500,000	427,630	238,271
Holt	070 163A	08-0021	2010	PSS, new crossing surface	22,000	22,000	0
Monroe	072 686L	11-68	2012	New lights and gates installation	243,352	254,322	20,198
Monroe	072 687T	11-73	2013	New lights and gates installation	407,208	410,907	0
Monroe	072 688A	11-69	2013	New lights and gates installation	325,408	247,770	0
Monroe	072 689G	11-70	2013	New masts, gate mechs and surface	105,960	151,854	0
Monroe	072 691H	11-72	2013	New lights and gates installation	338,049	442,394	0
Monroe	072 783V	11-67	2013	New lights and gates installation	200,000	133,898	0
Pike	078 172B	10-73	2013	Close crossing	7,500	10,000	0
Pike	078 173H	10-72	2013	New lights and gates installation	200,000	241,039	0
Pike	078 174P	10-71	2013	New lights and gates installation	250,000	237,575	0
Cass	441 991R	11-29	2013	New lights and gates installation	250,000	203,141	7,550
Cass	441 993E	11-28	2013	New lights and gates installation	250,000	185,663	7,864
Cass	441 994L	12-5	2013	New lights and gates installation	200,000	210,533	0
Cass	441 995T	11-27	2013	New lights and gates installation	200,000	165,072	5,647
Johnson	442 012P	11-26	2013	New lights and gates installation	275,000	231,088	10,245
Johnson	442 037K	11-25	2013	New lights and gates installation	275,000	226,636	7,181

MoDOT

Construction Work in Progress in SFY 2013
RSMo 21.795.24.(4)

Johnson	442 040T	11-24	2013	New lights and gates installation	275,000	161,626	7,133
Pettis	442 087N	11-22	2013	New lights and gates installation	275,000	216,899	11,756
Pettis	442 160J	11-21	2013	New lights and gates installation	225,000	180,877	8,009
Cooper	442 172D	11-20	2013	New lights and gates installation	250,000	205,511	8,174
Moniteau	442 194D	11-19	2013	New lights and gates installation	250,000	196,478	9,463
Moniteau	442 239H	11-1A	2013	Permanently gate crossing	1,000	500	0
Franklin	442 781E	11-17	2013	New lights and gates installation	220,000	164,795	7,289
Cole	442 827R	11-18	2013	New lights and gates installation	270,000	177,177	11,074
Cass	443 025U	10-19	2011	New lights and gates installation	200,000	268,159	0
St Louis City	480 221A	11-11	2013	Upgrade lights from incandescent to LEDs	50,000	13,017	0
St. Louis	480 292W	07-0017	2011	New lights and gates installation	230,000	212,355	0
Boone	480 800J	10-36	2013	Upgrade lights from incandescent to LEDs; install new signal bungalow & foundations	175,000	114,000	0
Greene	664 116K	12-7	2012	New lights and gates installation	300,000	171,990	131,299
Greene	664 151Y	10-69	2012	New lights and gates installation	100,000	131,676	83,873
Greene	664 175M	12-19	2013	New lights and gates installation	N/A	155,457	0
Greene	664 182X	12-8	2013	Install new cantilever with LED lights	200,000	60,390	0
Greene	664 246G	12-3	2012	Upgrade lights from incandescent to LEDs; install new crossing surface	N/A	72,291	23,532
Greene	664 247N	10-70	2012	New flashing light signals and new cantilever	200,000	134,572	74,963
Greene	664 259H	12-46	2012	New crossbucks with stop signs	2,000	601	0
Franklin	664 371U	11-50	2012	New lights and gates installation	200,000	211,993	80,492
Franklin	664 381A	11-60	2012	New lights and gates installation	200,000	202,468	7,370
Crawford	664 411P	11-48	2012	New lights and gates installation	200,000	202,024	70,652
Crawford	664 412W	11-49	2012	New lights and gates installation	200,000	161,105	65,374
Scott	665 641U	10-66	2012	New lights and gates installation	200,000	366,397	182,849
Wright	667 675V	12-1	2013	Upgrade lights from incandescent to LEDs	25,000	12,920	4,086
Wright	667 676C	12-2	2013	Upgrade lights from incandescent to LEDs	25,000	27,826	0
Oregon	667 813G	12-11	2012	New lights and gates installation	200,000	355,368	122,545
Howell	667 821Y	12-10	2012	New lights and gates installation	200,000	270,431	37,018
Howell	667 826H	12-9	2012	New lights and gates installation	200,000	180,504	3,351
Howell	667 827P	12-12	2013	New cantilevers, LED lights, gate mechs and signal bungalow	200,000	212,199	120,524
Texas	667 873R	11-74	2013	New lights and gates installation	200,000	389,999	6,847
Jasper	669 557A	09-40	2013	Street improvements	100,000	20,000	0
Jasper	669 557A	09-40	2010	New lights and gates installation	200,000	130,000	132,379
Pulaski	673 020U	11-59	2012	New lights and gates installation	200,000	289,982	66,561
Pulaski	673 022H	11-58	2012	New lights and gates installation	200,000	279,928	61,681
Pulaski	673 023P	11-57	2012	New lights and gates installation	200,000	220,480	90,509
Pulaski	673 027S	11-55	2012	New lights and gates installation	200,000	255,139	97,058
Pulaski	673 033V	11-56	2012	New lights and gates installation	200,000	292,490	6,553
Pulaski	673 040F	11-54	2012	New lights and gates installation	200,000	229,731	81,881
Pulaski	673 042U	11-52	2013	New lights and gates installation	200,000	306,756	0
Pulaski	673 045A	11-51	2012	New lights, gates and cantilevers installation	200,000	321,261	72,119
Greene	673 257T	10-35	2012	New lights, gates and cantilevers installation	500,000	300,244	229,131

Construction Work in Progress in SFY 2013
RSMo 21.795.24.(4)

St Louis	803 293A	11-08	2012	New lights, gates and cantilevers installation	175,000	166,879	0
St Louis City	803 321B	11-09	2013	New bungalow, bell and recorder	50,000	84,450	0
				RAIL TOTAL	12,047,477	11,977,450	2,212,503

TRANSIT - ARRA							
County	Transit Agency	Project/Purchase No.	Award Year	Description	STIP Estimate	Award Cost	Cost thru SFY13
				No ARRA Transit Projects for SFY 2013			

WATERWAYS							
County	Port Authority	Project/Purchase No.	Award Year	Description	STIP Estimate	Award Cost	Cost thru SFY13
Mississippi	Mississippi County Port Authority	FB10(010)	2010	Construct a new barge, dock, engines and improved coolers.	1,028,000	1,028,000	1,028,000
				WATERWAYS TOTAL	1,028,000	1,028,000	1,028,000

Mode	Mode Total				STIP Estimate	Award Cost	Cost thru SFY13
AVIATION					\$41,502,508.00	\$36,914,310.00	\$32,159,472.00
RAIL					\$12,047,477.00	\$11,977,450.08	\$2,212,502.93
TRANSIT					\$0.00	\$0.00	\$0.00
WATERWAYS					\$1,028,000.00	\$1,028,000.00	\$1,028,000.00
				Division Totals	\$54,577,985.00	\$49,919,760.08	\$35,399,974.93

MoDOT

Program Estimates Compared to Costs of Projects Completed in 2013

RSMo 21.795.2(5,6)

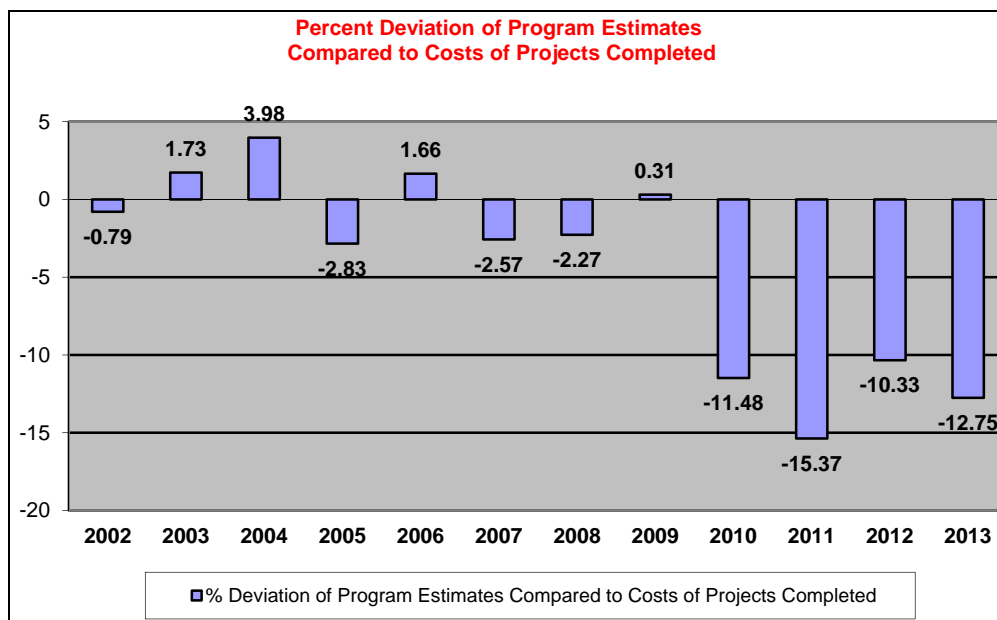
Introduction

The information in this section is in accordance with the following sections of the reporting statute. *"(5) The current status as to completion, by project, of the fifteen-year road and bridge program adopted in 1992. The first written report submitted pursuant to this section shall include the original cost estimate, updated estimate and final completed cost by project. Each written report submitted thereafter shall include the cost estimate at the time the project was placed on the most recent five-year highway and bridge construction plan and the final completed cost by project; (6) The reasons for cost increases or decreases exceeding five million dollars or ten percent relative to cost estimates and final completed costs for projects in the state highway and bridge construction program or any other projects relating to other modes of transportation completed in the preceding state fiscal year. Cost increases or decreases shall be determined by comparing the cost estimate at the time the project was placed on the most recent five-year highway and bridge construction plan and the final completed cost by project. The reasons shall include the amounts resulting from inflation, department-wide design changes, changes in project scope, federal mandates, or other factors;"* Section 21.795.2(5) and (6), RSMo (A.L. 2012 H.B. 1402)

The programmed cost estimates and completed costs are compared in this section. Included in the estimate and award costs are costs for preliminary engineering (developing the roadway and bridge plans), right of way, construction engineering (inspecting the project during construction) and construction. The programmed cost on the most recent Five-Year Highway and Bridge Schedule is compared with the total cost of each project completed in fiscal year 2013. Explanations are provided for projects that indicate a difference of more than 10 percent or \$5 million between the programmed cost estimate and the actual amount spent on the project.

A total of 601 projects were completed in fiscal year 2013. The project estimates equaled \$1,302,731,000. The actual cost to complete these projects is \$1,136,675,000, which is a savings of \$166,056,000 or 12.75 percent less than the project estimate. Most of the projects completed in fiscal year 2013 were awarded in fiscal years 2010, 2011 and 2012 - years in which projects were awarded for substantially less than the programmed amount. The historical deviations over the last twelve years are shown below.

For projects completed in the five-year period from 2009-2013, final costs of \$5.915 billion were within -9.4 percent of programmed costs or \$613 million less than the programmed cost of \$6.528 billion.



For other modes of transportation, the estimate for capital projects completed in state fiscal year 2013 equaled \$50,173,104. The actual cost to complete these projects is \$46,463,507 which is a savings of \$3,709,597 or 7.39 percent less than the project estimate. These numbers do not include operating assistance for the other modes, such as Amtrak, State Transit Assistance Program, Missouri Elderly and Handicapped Transportation Assistance Program and traffic control tower operating assistance.

Program Estimates Compared to Costs of Projects Completed in SFY 2013

RSMo 21.795.2(5,6)

KEY

County	Route	Job Number	Award Date	Description of Location/Improvement	Estimate	Cost to Complete	Percent Difference
				Reason(s):			
							\$ Difference

County location of project

Job number used to track project costs

Project estimate from the most recent program

Percent difference between estimate and cost to complete

(Dollars in Thousands)

Route location of project

Month and year in which work was started

Project description and location

Project cost to complete

Dollar difference between estimate and cost to complete

Reason for increase or decrease, if cost to complete varies from estimate by more than 10% or \$5 million

Program Estimates Compared to Costs of Projects Completed SFY 2013
RSMo.21.795.2(5,6)

(Dollars in Thousands)

County	Route	Job Number	SFY Award Date	Description of Improvement / Location	Estimate	Cost to Complete	Percent Difference
Andrew	29	2I2163C	5/2011	On-call preventive maintenance and pavement repair from Rte. K to Rte. 92 in Platte County. Includes I-229 in Andrew and Buchanan counties.	\$250 PE: \$0 CE Inc: \$0 CN: \$250 RW Inc: \$0 RW: \$0 Utilities: \$0 NonContract: \$0 Other: \$0 Budget Transfer: \$0	\$530 \$0 \$8 \$522 \$0 \$0 \$0 \$0	112.00% \$ Difference \$280
		Completion 10/19/2012	Reason(s):	* The cost estimate deviated from the actual cost due to this being an on-call repair project. The need for repairs was higher than estimated.			CN Award Cost + Cont. \$378
Andrew	71	1P1039	7/2012	Resurface roadway and shoulders on northbound lanes from north of Rte. 59 interchange, near Savannah, to the I-29/229 interchange north of St. Joseph.	\$3,797 PE: \$137 CE Inc: \$224 CN: \$3,436 RW Inc: \$0 RW: \$0 Utilities: \$0 NonContract: \$0 Other: \$0 Budget Transfer: \$0	\$3,413 \$107 \$58 \$3,248 \$0 \$0 \$0 \$0	-10.11% \$ Difference -\$384
		Completion 3/21/2013	Reason(s):	* The cost estimate deviated from the actual cost due to recent changes in market prices for project components and lower than expected engineering costs.			CN Award Cost + Cont. \$3,254
Andrew	0	1L1103	12/2010	Pavement improvements from Rte. W to Rte. Z near Cosby.	\$277 PE: \$10 CE Inc: \$17 CN: \$250 RW Inc: \$0 RW: \$0 Utilities: \$0 NonContract: \$0 Other: \$0 Budget Transfer: \$0	\$239 \$2 \$8 \$229 \$0 \$0 \$0 \$0	-13.72% \$ Difference -\$38
		Completion 12/6/2012	Reason(s):	* The cost estimate deviated from the actual cost due to changing conditions after the estimate was established and lower than expected engineering costs.			CN Award Cost + Cont. \$215

Program Estimates Compared to Costs of Projects Completed SFY 2013
RSMo.21.795.2(5,6)

(Dollars in Thousands)

County	Route	Job Number	SFY Award Date	Description of Improvement / Location	Estimate	Cost to Complete	Percent Difference
Andrew	W	1L1102	12/2010	Pavement improvements from Rte. 169 to Rte. 6 near St. Joseph.	\$363 PE: \$16 CE Inc: \$22 CN: \$325 RW Inc: \$0 RW: \$0 Utilities: \$0 NonContract: \$0 Other: \$0 Budget Transfer: \$0	\$314 \$1 \$11 \$301 \$0 \$0 \$0 \$0 \$0 \$0 \$0	-13.50% \$ Difference -\$49
		Completion 12/6/2012	Reason(s): * The cost estimate deviated from the actual cost due to changing conditions after the estimate was established and lower than expected engineering costs.	CN Award Cost + Cont. \$289			
Atchison	111	1L1200B	4/2011	Pavement improvements from I-29, near Rock Port, to Rte. W.	\$594 PE: \$6 CE Inc: \$38 CN: \$550 RW Inc: \$0 RW: \$0 Utilities: \$0 NonContract: \$0 Other: \$0 Budget Transfer: \$0	\$840 \$2 \$32 \$807 \$0 \$0 \$0 \$0 \$0 \$0	41.41% \$ Difference \$246
		Completion 1/18/2013	Reason(s): * The cost estimate deviated from the actual cost due to recent changes in market prices for project components, irregularities in the pavement and changes made to project during construction.	CN Award Cost + Cont. \$751			
Atchison	136	1P2161	8/2009	Painting, redeck and bridge repairs of Missouri River bridge at Brownville, NE. (ARRA Funds providing \$9 million, \$5,654 million funded by other sources) *Economic Recovery Project*	\$15,710 PE: \$50 CE Inc: \$1,006 CN: \$14,654 RW Inc: \$0 RW: \$0 Utilities: \$0 NonContract: \$0 Other: \$0 Budget Transfer: \$0	\$10,000 \$611 \$722 \$8,668 \$0 \$0 \$0 \$0 \$0 \$0	-36.35% \$ Difference -\$5710
		Completion 4/19/2013	Reason(s): * The cost estimate deviated from the actual cost due to changing conditions after the estimate was established.	CN Award Cost + Cont. \$8,401			

Program Estimates Compared to Costs of Projects Completed SFY 2013
RSMo.21.795.2(5,6)

(Dollars in Thousands)

County	Route	Job Number	SFY Award Date	Description of Improvement / Location	Estimate	Cost to Complete	Percent Difference
Atchison	29	2I2163B	5/2011	On-call preventive maintenance and pavement repair from the Iowa State line to Rte. K in Andrew County.	\$250 PE: \$0 CE Inc: \$0 CN: \$250 RW Inc: \$0 RW: \$0 Utilities: \$0 NonContract: \$0 Other: \$0 Budget Transfer: \$0	\$121 \$0 \$2 \$118 \$0 \$0 \$0 \$0 \$0	-51.60% \$ Difference -\$129
		Completion 9/20/2012	Reason(s):	* The cost estimate deviated from the actual cost due to this being an on-call repair project. The need for repairs was not as high as estimated.			CN Award Cost + Cont. \$391
Atchison	C	1L1200C	4/2011	Pavement improvements from Rte. 59 to Rte. O (north) in Westboro.	\$297 PE: \$3 CE Inc: \$19 CN: \$275 RW Inc: \$0 RW: \$0 Utilities: \$0 NonContract: \$0 Other: \$0 Budget Transfer: \$0	\$476 \$0 \$18 \$457 \$0 \$0 \$0 \$0 \$0	60.27% \$ Difference \$179
		Completion 1/18/2013	Reason(s):	* The cost estimate deviated from the actual cost due to changing conditions after the estimate was established and irregularities in the pavement.			CN Award Cost + Cont. \$443
Buchanan	169	1P2189	7/2010	Pavement improvements from Loop 29 (Belt Hwy.) to Rte. YY (Mitchell Ave.). Also includes Rte. 6 (Frederick Blvd.) from Rte. 169 (Belt Hwy.) east to I-29 in St. Joseph.	\$1,108 PE: \$40 CE Inc: \$69 CN: \$999 RW Inc: \$0 RW: \$0 Utilities: \$0 NonContract: \$0 Other: \$0 Budget Transfer: \$0	\$947 \$13 \$46 \$888 \$0 \$0 \$0 \$0 \$0	-14.53% \$ Difference -\$161
		Completion 2/7/2013	Reason(s):	* The cost estimate deviated from the actual cost due to changing conditions after the estimate was established and lower than expected engineering costs.			CN Award Cost + Cont. \$781

Program Estimates Compared to Costs of Projects Completed SFY 2013
RSMo.21.795.2(5,6)

(Dollars in Thousands)

County	Route	Job Number	SFY Award Date	Description of Improvement / Location	Estimate	Cost to Complete	Percent Difference
Buchanan	169	1P2196	7/2010	Pavement improvements from Rte. YY (Mitchell Ave.) to Loop 29 (Pear St.) in St. Joseph.	\$455 PE: \$16 CE Inc: \$28 CN: \$411 RW Inc: \$0 RW: \$0 Utilities: \$0 NonContract: \$0 Other: \$0 Budget Transfer: \$0	\$424 \$7 \$20 \$397 \$0 \$0 \$0 \$0 \$0	-6.81% \$ Difference -\$31
		Completion 2/7/2013	Reason(s):	* The project cost to complete was within +/- 10 percent of the estimate.			CN Award Cost + Cont. \$436
Buchanan	29	112181	12/2011	Pavement and shoulder improvements 1.5 miles south of Rte. O, near Faucett, to Platte County line. \$240,306 from Repeat Offender Funds.	\$2,684 PE: \$146 CE Inc: \$163 CN: \$2,375 RW Inc: \$0 RW: \$0 Utilities: \$0 NonContract: \$0 Other: \$0 Budget Transfer: \$0	\$3,045 \$22 \$162 \$2,861 \$0 \$0 \$0 \$0 \$0	13.45% \$ Difference \$361
		Completion 2/21/2013	Reason(s):	* The cost estimate deviated from the actual cost due to additional requirements after estimates were established.			CN Award Cost + Cont. \$3,056
Buchanan	45	1P2171	3/2012	Pavement improvements from Rte. 59 near Rushville to the Platte County line.	\$467 PE: \$21 CE Inc: \$29 CN: \$417 RW Inc: \$0 RW: \$0 Utilities: \$0 NonContract: \$0 Other: \$0 Budget Transfer: \$0	\$387 \$34 \$5 \$348 \$0 \$0 \$0 \$0 \$0	-17.13% \$ Difference -\$80
		Completion 3/7/2013	Reason(s):	* The cost estimate deviated from the actual cost due to competition among contractors and lower than expected inspection costs.			CN Award Cost + Cont. \$355

Program Estimates Compared to Costs of Projects Completed SFY 2013
RSMo.21.795.2(5,6)

(Dollars in Thousands)

County	Route	Job Number	SFY Award Date	Description of Improvement / Location	Estimate	Cost to Complete	Percent Difference
Buchanan	59	1P0910Z	1/2004	Bridge deck repair for the Missouri River bridge at Atchison, Kansas. Payback to KDOT for 1P0910. Involves bridge K-697R. MoDOT pays 50%. Cost shown is Missouri's share. Let by KDOT.	\$244 PE: \$0 CE Inc: \$0 CN: \$0 RW Inc: \$0 RW: \$0 Utilities: \$0 NonContract: \$244 Other: \$0 Budget Transfer: \$0	\$0 \$0 \$0 \$0 \$0 \$0 \$0 \$0 \$0	-100.00% \$ Difference -\$244
		Completion 1/8/2013	Reason(s):	* The cost estimate deviated from the actual cost due to coordination with outside agencies. KDOT paid the full cost of the bridge deck repair.			CN Award Cost + Cont. \$159
Buchanan	59	1P1013	5/2012	Intersection lighting at the intersection with Rte. 45, near Winthrop.	\$115 PE: \$56 CE Inc: \$4 CN: \$55 RW Inc: \$0 RW: \$0 Utilities: \$0 NonContract: \$0 Other: \$0 Budget Transfer: \$0	\$110 \$24 \$8 \$78 \$0 \$0 \$0 \$0 \$0 \$0	-4.35% \$ Difference -\$5
		Completion 3/21/2013	Reason(s):	* The project cost to complete was within +/- 10 percent of the estimate.			CN Award Cost + Cont. \$36
Buchanan	59	1P1056	0/0	Payment to KDOT for bridge improvements over the Missouri River at Atchison, Kansas. KDOT performed bridge repairs in 2007. Estimate represents MoDOT share of costs, reimbursement in 2012. Project involves bridge K0697.	\$270 PE: \$0 CE Inc: \$0 CN: \$270 RW Inc: \$0 RW: \$0 Utilities: \$0 NonContract: \$0 Other: \$0 Budget Transfer: \$0	\$278 \$0 \$0 \$278 \$0 \$0 \$0 \$0 \$0 \$0	2.96% \$ Difference \$8
		Completion 5/13/2013	Reason(s):	* The project cost to complete was within +/- 10 percent of the estimate.			CN Award Cost + Cont. \$0

Program Estimates Compared to Costs of Projects Completed SFY 2013
RSMo.21.795.2(5,6)

(Dollars in Thousands)

County	Route	Job Number	SFY Award Date	Description of Improvement / Location	Estimate	Cost to Complete	Percent Difference
Buchanan	59	1P2174	0/0	Reimbursement to KDOT for bridge improvements over the Missouri River at Atchison, Kansas. KDOT performed bridge repairs in 2008. Estimate represents MoDOT share of costs and reimbursement in 2012. Project involves bridge K0697.	\$99 PE: \$0 CE Inc: \$0 CN: \$99 RW Inc: \$0 RW: \$0 Utilities: \$0 NonContract: \$0 Other: \$0 Budget Transfer: \$0	\$92 \$0 \$0 \$92 \$0 \$0 \$0 \$0 \$0 \$0	-7.07% \$ Difference -\$7
		Completion 1/9/2013	Reason(s):	* The project cost to complete was within +/- 10 percent of the estimate.			CN Award Cost + Cont. \$0
Buchanan	59	1P2201	0/0	Reimbursement to KDOT for bridge improvements over the Missouri River at Atchison, Kansas. KDOT performed bridge repairs in 2009. Estimate represents MoDOT's share of costs, with reimbursement in 2011. Project involves bridge K0697.	\$62 PE: \$0 CE Inc: \$0 CN: \$0 RW Inc: \$0 RW: \$0 Utilities: \$0 NonContract: \$62 Other: \$0 Budget Transfer: \$0	\$62 \$0 \$0 \$0 \$0 \$0 \$0 \$0 \$0	0.00% \$ Difference \$0
		Completion 1/9/2013	Reason(s):	* The project cost to complete was within +/- 10 percent of the estimate.			CN Award Cost + Cont. \$0
Buchanan	FF	1L1100B	12/2010	Pavement improvements from Rte. 169 to Rte. H in Agency.	\$397 PE: \$3 CE Inc: \$25 CN: \$369 RW Inc: \$0 RW: \$0 Utilities: \$0 NonContract: \$0 Other: \$0 Budget Transfer: \$0	\$313 \$2 \$16 \$294 \$0 \$0 \$0 \$0 \$0 \$0	-21.16% \$ Difference -\$84
		Completion 12/6/2012	Reason(s):	* The cost estimate deviated from the actual cost due to changing conditions after the estimate was established and lower than expected engineering costs.			CN Award Cost + Cont. \$297

Program Estimates Compared to Costs of Projects Completed SFY 2013
RSMo.21.795.2(5,6)

(Dollars in Thousands)

County	Route	Job Number	SFY Award Date	Description of Improvement / Location	Estimate	Cost to Complete	Percent Difference
Buchanan	O	1L1100C	12/2010	Pavement improvements from Rte. A to Rte. FF near Agency.	\$136 PE: \$2 CE Inc: \$9 CN: \$125 RW Inc: \$0 RW: \$0 Utilities: \$0 NonContract: \$0 Other: \$0 Budget Transfer: \$0	\$125 \$1 \$10 \$115 \$0 \$0 \$0 \$0 \$0	-8.09% \$ Difference -\$11 CN Award Cost + Cont. \$110
		Completion 12/6/2012	Reason(s):	* The project cost to complete was within +/- 10 percent of the estimate.			
Buchanan	Tyronne St.	1W0001	3/2010	Truck staging area along stockyard expressway, intersection improvements. Actual projects costs are charged to ARRA-ES00(001). *Economic Recovery Project*	\$1,300 PE: \$104 CE Inc: \$104 CN: \$1,092 RW Inc: \$0 RW: \$0 Utilities: \$0 NonContract: \$0 Other: \$0 Budget Transfer: \$0	\$1,097 \$0 \$0 \$0 \$0 \$0 \$0 \$0 \$0	-15.62% \$ Difference -\$203 CN Award Cost + Cont. \$897
		Completion 12/4/2012	Reason(s):	* The cost estimate deviated from the actual cost due to lower than expected engineering costs. Actual projects costs are charged to ARRA-ES00(001).			
Carroll	24	2P0779	1/2011	Roadway improvements from Carrollton to De Witt.	\$3,285 PE: \$90 CE Inc: \$205 CN: \$2,990 RW Inc: \$0 RW: \$0 Utilities: \$0 NonContract: \$0 Other: \$0 Budget Transfer: \$0	\$2,732 \$48 \$237 \$2,447 \$0 \$0 \$0 \$0 \$0	-16.83% \$ Difference -\$553 CN Award Cost + Cont. \$2,414
		Completion 12/6/2012	Reason(s):	* The cost estimate deviated from the actual cost due to changing conditions after estimate was established and redesigns.			

Program Estimates Compared to Costs of Projects Completed SFY 2013
RSMo.21.795.2(5,6)

(Dollars in Thousands)

County	Route	Job Number	SFY Award Date	Description of Improvement / Location	Estimate	Cost to Complete	Percent Difference	
Carroll	24	2P2167B Completion 1/16/2013	0/0 Reason(s):	Payback in SFY 2012 to Show Me Ethanol for the acceleration of cost share project 2P2167. Add turn lanes at ethanol plant entrance. * The cost estimate deviated from the actual cost due to changes made to project during construction of root project 2P2167.	\$178	\$112	-37.08%	
					PE:	\$0	\$0	\$ Difference
					CE Inc:	\$0	\$0	-\$66
					CN:	\$0	\$0	
					RW Inc:	\$0	\$0	
					RW:	\$0	\$0	CN Award
					Utilities:	\$0	\$0	Cost + Cont. \$0
					NonContract:	\$178	\$112	
					Other:	\$0	\$0	
					Budget Transfer:	\$0	\$0	
Clinton	35	111040 Completion 3/21/2013	2/2009 Reason(s):	Resurface north and southbound lanes from north of Shoal Creek to north of Rte. 116 near Lathrop. *Economic Recovery Project* (Alternate pavement treatment project.) * The cost estimate deviated from the actual cost due to competition among contractors and lower than expected engineering costs.	\$19,911	\$17,327	-12.98%	
					PE:	\$460	\$209	\$ Difference
					CE Inc:	\$1,249	\$1,059	-\$2584
					CN:	\$18,202	\$16,059	
					RW Inc:	\$0	\$0	CN Award
					RW:	\$0	\$0	Cost + Cont.
					Utilities:	\$0	\$0	\$14,974
					NonContract:	\$0	\$0	
					Other:	\$0	\$0	
					Budget Transfer:	\$0	\$0	
Clinton	A	1S1007 Completion 2/7/2013	3/2011 Reason(s):	Intersection improvements at Rte. T near Turney. * The cost estimate deviated from the actual cost due to redesigns and higher than expected engineering costs.	\$211	\$262	24.17%	
					PE:	\$11	\$44	\$ Difference
					CE Inc:	\$13	\$76	\$51
					CN:	\$183	\$141	
					RW Inc:	\$0	\$0	CN Award
					RW:	\$0	\$0	Cost + Cont.
					Utilities:	\$4	\$0	\$145
					NonContract:	\$0	\$0	
					Other:	\$0	\$0	
					Budget Transfer:	\$0	\$0	

Program Estimates Compared to Costs of Projects Completed SFY 2013
RSMo.21.795.2(5,6)

(Dollars in Thousands)

County	Route	Job Number	SFY Award Date	Description of Improvement / Location	Estimate	Cost to Complete	Percent Difference
Daviess	13	1L1201	2/2012	Thin lift overlays in Daviess and Caldwell counties on Rte. 13 (Gallatin to Hamilton) and Bus. 36 in Hamilton.	\$1,079 PE: \$10 CE Inc: \$69 CN: \$1,000 RW Inc: \$0 RW: \$0 Utilities: \$0 NonContract: \$0 Other: \$0 Budget Transfer:	\$1,197 \$1 \$55 \$1,141 \$0 \$0 \$0 \$0 \$0	10.94% \$ Difference \$118
		Completion 4/19/2013	Reason(s):	* The cost estimate deviated from the actual cost due to changes made to project during construction.			CN Award Cost + Cont. \$1,011
Daviess	35	2I2163E	5/2011	On-call preventive maintenance and pavement repair from Rte. 6 in Daviess County to Rte. 92 in Clay County.	\$268 PE: \$0 CE Inc: \$18 CN: \$250 RW Inc: \$0 RW: \$0 Utilities: \$0 NonContract: \$0 Other: \$0 Budget Transfer:	\$391 \$0 \$21 \$370 \$0 \$0 \$0 \$0 \$0	45.90% \$ Difference \$123
		Completion 9/6/2012	Reason(s):	* The cost estimate deviated from the actual cost due to this being an on-call repair project. The need for repairs was higher than estimated.			CN Award Cost + Cont. \$381
Daviess	35	2I2164E	5/2012	Job Order Contracting for pavement repair from Rte. 6 in Daviess County to Rte. 92 in Clay County.	\$268 PE: \$0 CE Inc: \$18 CN: \$250 RW Inc: \$0 RW: \$0 Utilities: \$0 NonContract: \$0 Other: \$0 Budget Transfer:	\$254 \$0 \$9 \$245 \$0 \$0 \$0 \$0 \$0	-5.22% \$ Difference -\$14
		Completion 4/19/2013	Reason(s):	* The project cost to complete was within +/- 10 percent of the estimate.			CN Award Cost + Cont. \$358

Program Estimates Compared to Costs of Projects Completed SFY 2013
RSMo.21.795.2(5,6)

(Dollars in Thousands)

County	Route	Job Number	SFY Award Date	Description of Improvement / Location	Estimate	Cost to Complete	Percent Difference
Daviess	6	1P1037	2/2010	Resurface pavement and improve shoulders from Rte. 69 near Winston to east of Rte. CC near Gallatin.	\$2,581 PE: \$95 CE Inc: \$160 CN: \$2,326 RW Inc: \$0 RW: \$0 Utilities: \$0 NonContract: \$0 Other: \$0 Budget Transfer: \$0	\$1,737 \$22 \$100 \$1,616 \$0 \$0 \$0 \$0 \$0 \$0	-32.70% \$ Difference -\$844
		Completion 2/7/2013	Reason(s):	* The cost estimate deviated from the actual cost due to competition among contractors and lower than expected engineering costs.			CN Award Cost + Cont. \$1,644
Daviess	69	1S1038	2/2010	Resurface pavement and improve shoulders from I-35 to Rte. 6 near Winston.	\$1,005 PE: \$43 CE Inc: \$62 CN: \$900 RW Inc: \$0 RW: \$0 Utilities: \$0 NonContract: \$0 Other: \$0 Budget Transfer: \$0	\$773 \$22 \$38 \$713 \$0 \$0 \$0 \$0 \$0 \$0	-23.08% \$ Difference -\$232
		Completion 2/7/2013	Reason(s):	* The cost estimate deviated from the actual cost due to competition among contractors and lower than expected engineering costs.			CN Award Cost + Cont. \$701
Dekalb	36	1B0801S	6/2011	Bridge improvements on Rte. 36 over Castile Creek and Grindstone Creek. Funded by GARVEE. Project involves bridges A1591 and A1594. Part of the Safe and Sound program.	\$1,418 PE: \$75 CE Inc: \$86 CN: \$1,257 RW Inc: \$0 RW: \$0 Utilities: \$0 NonContract: \$0 Other: \$0 Budget Transfer: \$0	\$1,332 \$32 \$105 \$1,194 \$0 \$0 \$0 \$0 \$0 \$0	-6.06% \$ Difference -\$86
		Completion 11/6/2012	Reason(s):	* The project cost to complete was within +/- 10 percent of the estimate.			CN Award Cost + Cont. \$1,191

Program Estimates Compared to Costs of Projects Completed SFY 2013
RSMo.21.795.2(5,6)

(Dollars in Thousands)

County	Route	Job Number	SFY Award Date	Description of Improvement / Location	Estimate	Cost to Complete	Percent Difference
DeKalb	E	1L1111D	2/2011	Pavement improvements from Rte. 169 to Rte. D near Fairport.	\$806	\$755	-6.33%
					PE: \$8	\$6	\$ Difference
					CE Inc: \$51	\$47	-\$51
					CN: \$747	\$702	
		Completion 11/6/2012	Reason(s):	* The project cost to complete was within +/- 10 percent of the estimate.	RW Inc: \$0	\$0	CN Award
					RW: \$0	\$0	Cost + Cont.
					Utilities: \$0	\$0	\$668
					NonContract: \$0	\$0	
				Other: \$0	\$0		
				<i>Budget Transfer:</i>	\$0		
Gentry	136	1P1016	3/2011	Resurface driving lanes and improve shoulders from west of Rte. C near Albany to the Harrison County line.	\$2,809	\$1,593	-43.29%
					PE: \$95	\$13	\$ Difference
					CE Inc: \$174	\$64	-\$1216
					CN: \$2,540	\$1,516	
		Completion 2/21/2013	Reason(s):	* The cost estimate deviated from the actual cost due to redesigns and lower than expected engineering costs.	RW Inc: \$0	\$0	CN Award
					RW: \$0	\$0	Cost + Cont.
					Utilities: \$0	\$0	\$1,560
					NonContract: \$0	\$0	
				Other: \$0	\$0		
				<i>Budget Transfer:</i>	\$0		
Gentry	169	1B0801U	12/2011	Replace bridge 0.6 mile north of Rte. E over old channel of Island Creek, near Stanberry. Funded by GARVEE. Project involves bridge F0327. Part of the Safe and Sound program.	\$957	\$289	-69.80%
					PE: \$50	\$0	\$ Difference
					CE Inc: \$49	\$18	-\$668
					CN: \$707	\$270	
		Completion 10/3/2012	Reason(s):	* The cost estimate deviated from the actual cost due to redesigns and lower than expected utility and engineering costs.	RW Inc: \$0	\$0	CN Award
					RW: \$51	\$0	Cost + Cont.
					Utilities: \$100	\$0	\$277
					NonContract: \$0	\$0	
				Other: \$0	\$0		
				<i>Budget Transfer:</i>	\$0		

Program Estimates Compared to Costs of Projects Completed SFY 2013
RSMo.21.795.2(5,6)

(Dollars in Thousands)

County	Route	Job Number	SFY Award Date	Description of Improvement / Location	Estimate	Cost to Complete	Percent Difference
Gentry	85	1B08010	12/2011	Replace bridge on Rte. 85 over the Thompson River near Albany. Funded by GARVEE. Project involves bridge H0223. Part of the Safe and Sound program.	\$506 PE: \$27 CE Inc: \$30 CN: \$441 RW Inc: \$5 RW: \$3 Utilities: \$0 NonContract: \$0 Other: \$0 Budget Transfer: \$0	\$489 \$115 \$41 \$333 \$0 \$0 \$0 \$0 \$0 \$0	-3.36% \$ Difference -\$17
		Completion 10/3/2012	Reason(s): * The project cost to complete was within +/- 10 percent of the estimate.				CN Award Cost + Cont. \$334
Gentry	A	1L1203	2/2012	Thin lift overlay from Evona to Rte. Z.	\$804 PE: \$35 CE Inc: \$69 CN: \$700 RW Inc: \$0 RW: \$0 Utilities: \$0 NonContract: \$0 Other: \$0 Budget Transfer: \$0	\$688 \$0 \$16 \$672 \$0 \$0 \$0 \$0 \$0 \$0	-14.43% \$ Difference -\$116
		Completion 4/19/2013	Reason(s): * The cost estimate deviated from the actual cost due to changes made to project during construction and lower than expected engineering costs.				CN Award Cost + Cont. \$777
Gentry	B	1S2194	0/0	Section 14 streambank protection project at the bridge over Grantham Creek 1 mile north of Rte. O. Corps of Engineers to design, award and administer project. Costs shown represent MoDOT's share of project. Project involves bridge N0161.	\$116 PE: \$6 CE Inc: \$7 CN: \$100 RW Inc: \$2 RW: \$1 Utilities: \$0 NonContract: \$0 Other: \$0 Budget Transfer: \$0	\$304 \$15 \$0 \$281 \$1 \$7 \$0 \$0 \$0 \$0	162.07% \$ Difference \$188
		Completion 1/16/2013	Reason(s): * The cost estimate deviated from the actual cost due to changes made to project during construction.				CN Award Cost + Cont. \$0

Note: Estimates include actual right of way spent for jobs without programmed right of way.

Program Estimates Compared to Costs of Projects Completed SFY 2013
RSMo.21.795.2(5,6)

(Dollars in Thousands)

County	Route	Job Number	SFY Award Date	Description of Improvement / Location	Estimate	Cost to Complete	Percent Difference
Grundy	65	2P0777	1/2010	Resurface pavement and improve shoulders from Rte. 6 to Rte. 190. Project will also improve sight distance at Rte. WW in Carroll County.	\$6,429	\$5,566	-13.42%
					PE: \$248	\$70	\$ Difference
					CE Inc: \$397	\$347	-\$863
Grundy	65	Completion 2/7/2013	Reason(s):	* The cost estimate deviated from the actual cost due to recent changes in market prices for project components, lower than expected engineering costs and changes made to the project during construction.	CN: \$5,784	\$5,149	
					RW Inc: \$0	\$0	
					RW: \$0	\$0	CN Award Cost + Cont. \$5,244
					Utilities: \$0	\$0	
					NonContract: \$0	\$0	
					Other: \$0	\$0	
					Budget Transfer: \$0	\$0	
Grundy	65	2P2187	1/2010	Construct turn lanes and entrance upgrades on Route 65, one mile south of Route 6 in Trenton. Cost Share project with the City of Trenton. Project in association with 2P0777.	\$738	\$542	-26.56%
					PE: \$32	\$37	\$ Difference
					CE Inc: \$29	\$51	-\$196
Grundy	65	Completion 2/7/2013	Reason(s):	* The cost estimate deviated from the actual cost due to alternate pavement bidding.	CN: \$675	\$453	
					RW Inc: \$2	\$0	
					RW: \$0	\$0	CN Award Cost + Cont. \$468
					Utilities: \$0	\$0	
					NonContract: \$0	\$0	
					Other: \$0	\$0	
					Budget Transfer: \$0	\$0	
Grundy	65	2P2187Z	0/0	Payback in SFY 2013 from the Cost Share program to the City of Trenton for MTFC loan to accelerate 2P2187. Project in association with 2P0777.	\$382	\$382	0.00%
					PE: \$0	\$0	\$ Difference
					CE Inc: \$0	\$0	\$0
Grundy	65	Completion 12/13/2012	Reason(s):	* The project cost to complete was within +/- 10 percent of the estimate.	CN: \$0	\$0	
					RW Inc: \$0	\$0	
					RW: \$0	\$0	CN Award Cost + Cont. \$0
					Utilities: \$0	\$0	
					NonContract: \$382	\$382	
					Other: \$0	\$0	
					Budget Transfer: \$0	\$0	

Program Estimates Compared to Costs of Projects Completed SFY 2013
RSMo.21.795.2(5,6)

(Dollars in Thousands)

County	Route	Job Number	SFY Award Date	Description of Improvement / Location	Estimate	Cost to Complete	Percent Difference
Harrison	35	212163D	5/2011	On-call preventive maintenance and pavement repair from the Iowa State line to Rte. 6 in Daviess County.	\$250 PE: \$0 CE Inc: \$0 CN: \$250 RW Inc: \$0 RW: \$0 Utilities: \$0 NonContract: \$0 Other: \$0 Budget Transfer: \$0	\$0 \$0 \$0 \$0 \$0 \$0 \$0 \$0 \$0	-100.00% \$ Difference -\$250
		Completion 8/6/2012	Reason(s): * The cost estimate deviated from the actual cost due to this being an on-call repair project. The need for repairs was not as high as estimated.	CN Award Cost + Cont. \$408			
Harrison	69	111202	3/2012	Thin lift overlays on Rte. 69 from Rte. A to Rte. 136 in Bethany and on Rte. A from Rte. 69 to Rte. B near Ridgeway.	\$1,079 PE: \$10 CE Inc: \$69 CN: \$1,000 RW Inc: \$0 RW: \$0 Utilities: \$0 NonContract: \$0 Other: \$0 Budget Transfer: \$0	\$1,816 \$29 \$51 \$1,736 \$0 \$0 \$0 \$0 \$0	68.30% \$ Difference \$737
		Completion 11/20/2012	Reason(s): * The cost estimate deviated from the actual cost due to additional requirements after estimates were established.	CN Award Cost + Cont. \$1,753			
Harrison	M	111111E	2/2011	Pavement improvements from Rte. 169 to Rte. D near Eagleville.	\$431 PE: \$4 CE Inc: \$27 CN: \$400 RW Inc: \$0 RW: \$0 Utilities: \$0 NonContract: \$0 Other: \$0 Budget Transfer: \$0	\$377 \$0 \$13 \$364 \$0 \$0 \$0 \$0 \$0	-12.53% \$ Difference -\$54
		Completion 11/6/2012	Reason(s): * The cost estimate deviated from the actual cost due to recent changes in market prices for project components and lower than expected engineering costs.	CN Award Cost + Cont. \$337			

Program Estimates Compared to Costs of Projects Completed SFY 2013
RSMo.21.795.2(5,6)

(Dollars in Thousands)

County	Route	Job Number	SFY Award Date	Description of Improvement / Location	Estimate	Cost to Complete	Percent Difference
Harrison	T	1L1205D	4/2012	Pavement treatment from Iowa State line to Rte. 136.	\$550 PE: \$5 CE Inc: \$10 CN: \$535 RW Inc: \$0 RW: \$0 Utilities: \$0 NonContract: \$0 Other: \$0 Budget Transfer: \$0	\$405 \$0 \$14 \$391 \$0 \$0 \$0 \$0	-26.36% \$ Difference -\$145
		Completion 4/19/2013	Reason(s):	* The cost estimate deviated from the actual cost due to competition among contractors.			CN Award Cost + Cont. \$395
Holt	111	1S3019	1/2012	Grading to repair scour hole due to flooding from Rte. 118 west 0.5 mile, near Big Lake.	\$329 PE: \$1 CE Inc: \$19 CN: \$284 RW Inc: \$5 RW: \$20 Utilities: \$0 NonContract: \$0 Other: \$0 Budget Transfer: \$0	\$1,147 \$0 \$119 \$1,028 \$0 \$0 \$0 \$0	248.63% \$ Difference \$818
		Completion 3/7/2013	Reason(s):	* The cost estimate deviated from the actual cost due to changes made to project during construction, changing conditions after the estimate was established and higher than expected inspection costs.			CN Award Cost + Cont. \$406
Holt	159	1L1105	12/2010	Pavement improvements from Rte. 59 to I-29 near Mound City.	\$195 PE: \$8 CE Inc: \$12 CN: \$175 RW Inc: \$0 RW: \$0 Utilities: \$0 NonContract: \$0 Other: \$0 Budget Transfer: \$0	\$179 \$1 \$7 \$171 \$0 \$0 \$0 \$0	-8.21% \$ Difference -\$16
		Completion 9/6/2012	Reason(s):	* The project cost to complete was within +/- 10 percent of the estimate.			CN Award Cost + Cont. \$174

Note: Estimates include actual right of way spent for jobs without programmed right of way.

Program Estimates Compared to Costs of Projects Completed SFY 2013
RSMo.21.795.2(5,6)

(Dollars in Thousands)

County	Route	Job Number	SFY Award Date	Description of Improvement / Location	Estimate	Cost to Complete	Percent Difference
Holt	159	1S3004	10/2011	Repair damaged sections of roadway due to flooding 0.7 mile west of Rte. 111 N to 0.7 mile east of Rte. 111 N.	\$4,797 PE: \$10 CE Inc: \$420 CN: \$4,367 RW Inc: \$0 RW: \$0 Utilities: \$0 NonContract: \$0 Other: \$0 Budget Transfer: \$0	\$3,757 \$2 \$116 \$3,637 \$2 \$0 \$0 \$0 \$0 \$0 \$0	-21.68% \$ Difference -\$1040
		Completion 7/19/2012	Reason(s):	* The cost estimate deviated from the actual cost due to changing conditions after the estimate was established and lower than expected inspection costs.			CN Award Cost + Cont. \$2,754
Holt	E	1L1104	12/2010	Pavement improvements from Rte. 59 to Rte. 159 near Mound City.	\$258 PE: \$12 CE Inc: \$16 CN: \$230 RW Inc: \$0 RW: \$0 Utilities: \$0 NonContract: \$0 Other: \$0 Budget Transfer: \$0	\$286 \$1 \$9 \$276 \$0 \$0 \$0 \$0 \$0 \$0	10.85% \$ Difference \$28
		Completion 9/6/2012	Reason(s):	* The cost estimate deviated from the actual cost due to changes made to the project during construction and recent changes in market prices for project components.			CN Award Cost + Cont. \$243
Linn	11	2L1111G	2/2011	Pavement improvements from Rte. 129 to Bus. 36.	\$1,688 PE: \$7 CE Inc: \$108 CN: \$1,573 RW Inc: \$0 RW: \$0 Utilities: \$0 NonContract: \$0 Other: \$0 Budget Transfer: \$0	\$1,384 \$1 \$80 \$1,303 \$0 \$0 \$0 \$0 \$0 \$0	-18.01% \$ Difference -\$304
		Completion 2/7/2013	Reason(s):	* The cost estimate deviated from the actual cost due to competition among contractors and lower than expected engineering costs.			CN Award Cost + Cont. \$1,313

Note: Estimates include actual right of way spent for jobs without programmed right of way.

Program Estimates Compared to Costs of Projects Completed SFY 2013
RSMo.21.795.2(5,6)

(Dollars in Thousands)

County	Route	Job Number	SFY Award Date	Description of Improvement / Location	Estimate	Cost to Complete	Percent Difference
Linn	F	2L1111H	2/2011	Pavement improvements from Rte. 11 to Rte. 36.	\$132 PE: \$2 CE Inc: \$8 CN: \$122 RW Inc: \$0 RW: \$0 Utilities: \$0 NonContract: \$0 Other: \$0 Budget Transfer: \$0	\$130 \$2 \$6 \$123 \$0 \$0 \$0 \$0 \$0	-1.52% \$ Difference -\$2 CN Award Cost + Cont. \$91
		Completion 2/7/2013	Reason(s):	* The project cost to complete was within +/- 10 percent of the estimate.			
Mercer	136	2L12001	3/2012	Pavement improvements from Rte. C to Rte. 139 South.	\$601 PE: \$6 CE Inc: \$38 CN: \$557 RW Inc: \$0 RW: \$0 Utilities: \$0 NonContract: \$0 Other: \$0 Budget Transfer: \$0	\$594 \$0 \$30 \$563 \$0 \$0 \$0 \$0 \$0	-1.16% \$ Difference -\$7 CN Award Cost + Cont. \$576
		Completion 11/20/2012	Reason(s):	* The project cost to complete was within +/- 10 percent of the estimate.			
Mercer	65	2P0780	12/2009	Resurface pavement and improve shoulders from Iowa State line to Rte. 6 on Rte. 65; resurface Rte. M from Rte. 65 easterly 0.248 miles and Main Street from Rte. 65 easterly 0.112 miles.	\$8,440 PE: \$262 CE Inc: \$525 CN: \$7,653 RW Inc: \$0 RW: \$0 Utilities: \$0 NonContract: \$0 Other: \$0 Budget Transfer: \$0	\$7,047 \$56 \$299 \$6,693 \$0 \$0 \$0 \$0 \$0	-16.50% \$ Difference -\$1393 CN Award Cost + Cont. \$6,834
		Completion 4/5/2013	Reason(s):	* The cost estimate deviated from the actual cost due to competition among contractors, lower than expected engineering costs and changes made to project during construction.			

Program Estimates Compared to Costs of Projects Completed SFY 2013
RSMo.21.795.2(5,6)

(Dollars in Thousands)

County	Route	Job Number	SFY Award Date	Description of Improvement / Location	Estimate	Cost to Complete	Percent Difference
Mercer	M	2L1200K	3/2012	Pavement improvements from Rte. 65 to Rte. W.	\$251 PE: \$1 CE Inc: \$16 CN: \$234 RW Inc: \$0 RW: \$0 Utilities: \$0 NonContract: \$0 Other: \$0 Budget Transfer: \$0	\$227 \$0 \$10 \$217 \$0 \$0 \$0 \$0 \$0 \$0 \$0	-9.56% \$ Difference -\$24
		Completion 11/20/2012	Reason(s): * The project cost to complete was within +/- 10 percent of the estimate.				CN Award Cost + Cont. \$231
Mercer	W	2L1200J	3/2012	Pavement improvements from Rte. M to Rte. 136.	\$234 PE: \$1 CE Inc: \$15 CN: \$218 RW Inc: \$0 RW: \$0 Utilities: \$0 NonContract: \$0 Other: \$0 Budget Transfer: \$0	\$234 \$0 \$8 \$226 \$0 \$0 \$0 \$0 \$0 \$0 \$0	0.00% \$ Difference \$0
		Completion 11/20/2012	Reason(s): * The project cost to complete was within +/- 10 percent of the estimate.				CN Award Cost + Cont. \$240
Nodaway	A	1B0801K	6/2011	Bridge improvements on Rte. A over Elkhorn Creek and on Rte. W over Long Branch. Funded by GARVEE. Project involves bridge L0196 and N0039. Part of the Safe and Sound program.	\$973 PE: \$76 CE Inc: \$58 CN: \$839 RW Inc: \$0 RW: \$0 Utilities: \$0 NonContract: \$0 Other: \$0 Budget Transfer: \$0	\$596 \$72 \$37 \$487 \$0 \$0 \$0 \$0 \$0 \$0	-38.75% \$ Difference -\$377
		Completion 12/19/2012	Reason(s): * The cost estimate deviated from the actual cost due to the project estimate included costs for painting, which was completed with another project.				CN Award Cost + Cont. \$509

Program Estimates Compared to Costs of Projects Completed SFY 2013
RSMo.21.795.2(5,6)

(Dollars in Thousands)

County	Route	Job Number	SFY Award Date	Description of Improvement / Location	Estimate	Cost to Complete	Percent Difference
Nodaway	H	1L1200	11/2011	Thin lift overlays on Rte. H (Nodaway and Andrew counties) and Rte. VV (Nodaway County).	\$1,643 PE: \$40 CE Inc: \$103 CN: \$1,500 RW Inc: \$0 RW: \$0 Utilities: \$0 NonContract: \$0 Other: \$0 Budget Transfer: \$0	\$1,731 \$10 \$49 \$1,672 \$0 \$0 \$0 \$0 \$0 \$0	5.36% \$ Difference \$88
		Completion 10/3/2012	Reason(s):	* The project cost to complete was within +/- 10 percent of the estimate.			CN Award Cost + Cont. \$1,703
Nodaway	W	1L1111F	2/2011	Pavement improvements from Rte. 46 to Rte. YY near Worth.	\$571 PE: \$5 CE Inc: \$36 CN: \$530 RW Inc: \$0 RW: \$0 Utilities: \$0 NonContract: \$0 Other: \$0 Budget Transfer: \$0	\$529 \$0 \$15 \$515 \$0 \$0 \$0 \$0 \$0 \$0	-7.36% \$ Difference -\$42
		Completion 11/6/2012	Reason(s):	* The project cost to complete was within +/- 10 percent of the estimate.			CN Award Cost + Cont. \$491
Various	Various	1P0145	7/2010	Payment for 3M tape installation warranty. Northwest District share. Funding by operations funds.	\$127 PE: \$0 CE Inc: \$0 CN: \$0 RW Inc: \$0 RW: \$0 Utilities: \$0 NonContract: \$127 Other: \$0 Budget Transfer: \$0	\$126 \$0 \$0 \$0 \$0 \$0 \$0 \$126 \$0 \$0	-0.79% \$ Difference -\$1
		Completion 2/27/2013	Reason(s):	* The project cost to complete was within +/- 10 percent of the estimate.			CN Award Cost + Cont. \$127

**Program Estimates Compared to Costs of Projects Completed SFY 2013
RSMo.21.795.2(5,6)**

(Dollars in Thousands)

County	Route	Job Number	SFY Award Date	Description of Improvement / Location	Estimate	Cost to Complete	Percent Difference
Various	Various	1P2145 Completion 4/19/2013	0/2007 Reason(s):	3M tape installation at various locations throughout the Northwest District. * The cost estimate deviated from the actual cost due to changes made to project during construction.	\$455 PE: \$0 CE Inc: \$0 CN: \$391 RW Inc: \$0 RW: \$0 Utilities: \$0 NonContract: \$64 Other: \$0 Budget Transfer: \$0	\$1,111 \$0 \$16 \$1,096 \$0 \$0 \$0 \$0 \$0	144.18% \$ Difference \$656
					\$300 PE: \$2 CE Inc: \$21 CN: \$300 RW Inc: \$0 RW: \$0 Utilities: \$0 NonContract: \$0 Other: \$0 Budget Transfer: \$279	\$300 \$1 \$0 \$21 \$0 \$0 \$0 \$0 \$0	-7.12% \$ Difference -\$23
					\$831 PE: \$0 CE Inc: \$0 CN: \$783 RW Inc: \$0 RW: \$0 Utilities: \$0 NonContract: \$48 Other: \$0 Budget Transfer: \$0	\$1,127 \$0 \$13 \$1,115 \$0 \$0 \$0 \$0 \$0	35.62% \$ Difference \$296

Program Estimates Compared to Costs of Projects Completed SFY 2013
RSMo.21.795.2(5,6)

(Dollars in Thousands)

County	Route	Job Number	SFY Award Date	Description of Improvement / Location	Estimate	Cost to Complete	Percent Difference
Worth	169	1P1980	12/2011	Pavement and shoulder improvements from Rte. 46 in Grant City to Rte. 136 in Gentry County.	\$4,416 PE: \$156 CE Inc: \$274 CN: \$3,986 RW Inc: \$0 RW: \$0 Utilities: \$0 NonContract: \$0 Other: Budget Transfer:	\$4,470 \$58 \$223 \$4,189 \$0 \$0 \$0 \$0 \$0 \$0 \$0	1.22% \$ Difference \$54
		Completion 4/19/2013	Reason(s):	* The project cost to complete was within +/- 10 percent of the estimate.			CN Award Cost + Cont. \$3,953
Worth	YY	1L1111G	2/2011	Pavement improvements from Rte. W to Rte. 169 near Worth.	\$162 PE: \$2 CE Inc: \$10 CN: \$150 RW Inc: \$0 RW: \$0 Utilities: \$0 NonContract: \$0 Other: Budget Transfer:	\$157 \$0 \$5 \$152 \$0 \$0 \$0 \$0 \$0 \$0	-3.09% \$ Difference -\$5
		Completion 11/6/2012	Reason(s):	* The project cost to complete was within +/- 10 percent of the estimate.			CN Award Cost + Cont. \$148
Worth	YY	152193	0/0	Section 14 streambank protection project at the Middle Fork of the Grand River, near Worth. Corps of Engineers to design, award and administer. MoDOT acquires right of way. Cost participation COE (65%) and MoDOT (35%). MoDOT share is \$175. Involves bridge H0617.	\$184 PE: \$6 CE Inc: \$0 CN: \$0 RW Inc: \$2 RW: \$1 Utilities: \$0 NonContract: \$175 Other: Budget Transfer:	\$241 \$12 \$0 \$0 \$0 \$13 \$0 \$216 \$0 \$0	30.98% \$ Difference \$57
		Completion 1/16/2013	Reason(s):	* The cost estimate deviated from the actual cost due to changing conditions after the estimate was established and higher than expected right of way and design costs.			CN Award Cost + Cont. \$0

Program Estimates Compared to Costs of Projects Completed SFY 2013
RSMo.21.795.2(5,6)

(Dollars in Thousands)

County	Route	Job Number	SFY Award Date	Description of Improvement / Location	Estimate	Cost to Complete	Percent Difference
Adair	63	2P04831	7/2010	Construct new two-lane roadway on four-lane right of way east of Kirksville from 0.25 mile south of Rte. 6 to 2 miles south of Rte. 6. Major project made possible by Amendment 3 and city of Kirksville.	\$10,834 PE: \$225 CE Inc: \$515 CN: \$7,508 RW Inc: \$110 RW: \$1,561 Utilities: \$915 NonContract: \$0 Other: \$0 Budget Transfer:	\$11,469 \$597 \$545 \$7,777 \$165 \$1,712 \$670 \$3 \$0 \$0	5.86% \$ Difference \$635
		Completion 2/21/2013	Reason(s):	* The project cost to complete was within +/- 10 percent of the estimate.			CN Award Cost + Cont. \$7,639
Adair	63	2P2204	4/2012	Drainage and sidewalk improvements in Kirksville. Cost share project with Kirksville.	\$753 PE: \$44 CE Inc: \$35 CN: \$568 RW Inc: \$10 RW: \$96 Utilities: \$0 NonContract: \$0 Other: \$0 Budget Transfer:	\$495 \$101 \$76 \$319 \$0 \$0 \$0 \$0 \$0 \$0	-34.26% \$ Difference -\$258
		Completion 3/7/2013	Reason(s):	* The cost estimate deviated from the actual cost due to redesigns and donation of right of way.			CN Award Cost + Cont. \$316
Adair	63	2P2204Z	0/0	Payback from the Cost Share program in SFY 2013 to Kirksville for the acceleration of 2P2204.	\$279 PE: \$0 CE Inc: \$0 CN: \$0 RW Inc: \$0 RW: \$0 Utilities: \$0 NonContract: \$279 Other: \$0 Budget Transfer:	\$279 \$0 \$0 \$0 \$0 \$0 \$0 \$0 \$0	0.00% \$ Difference \$0
		Completion 12/13/2012	Reason(s):	* The project cost to complete was within +/- 10 percent of the estimate.			CN Award Cost + Cont. \$0

Note: Estimates include actual right of way spent for jobs without programmed right of way.

Program Estimates Compared to Costs of Projects Completed SFY 2013
RSMo.21.795.2(5,6)

(Dollars in Thousands)

County	Route	Job Number	SFY Award Date	Description of Improvement / Location	Estimate	Cost to Complete	Percent Difference
Audrain	B	3L1201	12/2011	Thin lift overlay from Rte. J West junction to Rte. 54.	\$418 PE: \$2 CE Inc: \$27 CN: \$388 RW Inc: \$0 RW: \$0 Utilities: \$0 NonContract: \$1 Other: Budget Transfer:	\$444 \$1 \$33 \$409 \$0 \$0 \$0 \$0 \$0 \$0	6.22% \$ Difference \$26
		Completion 3/7/2013	Reason(s):	* The project cost to complete was within +/- 10 percent of the estimate.			CN Award Cost + Cont. \$416
Audrain	JJ	3L1200D	12/2011	Thin lift overlay from Rte. 54 in Mexico to end of state maintenance.	\$355 PE: \$2 CE Inc: \$23 CN: \$329 RW Inc: \$0 RW: \$0 Utilities: \$0 NonContract: \$1 Other: Budget Transfer:	\$396 \$1 \$35 \$359 \$0 \$0 \$0 \$0 \$0 \$0	11.55% \$ Difference \$41
		Completion 3/7/2013	Reason(s):	* The cost estimate deviated from the actual cost due to conditions deteriorating faster than expected and higher than expected inspection costs.			CN Award Cost + Cont. \$357
Audrain	KK	3L1201B	12/2011	Thin lift overlay from Rte. B North junction to Rtes. 19/54 in Laddonia.	\$212 PE: \$2 CE Inc: \$13 CN: \$196 RW Inc: \$0 RW: \$0 Utilities: \$0 NonContract: \$1 Other: Budget Transfer:	\$212 \$1 \$19 \$193 \$0 \$0 \$0 \$0 \$0 \$0	0.00% \$ Difference \$0
		Completion 3/7/2013	Reason(s):	* The project cost to complete was within +/- 10 percent of the estimate.			CN Award Cost + Cont. \$198

Note: Estimates include actual right of way spent for jobs without programmed right of way.

Program Estimates Compared to Costs of Projects Completed SFY 2013
RSMo.21.795.2(5,6)

(Dollars in Thousands)

County	Route	Job Number	SFY Award Date	Description of Improvement / Location	Estimate	Cost to Complete	Percent Difference
Audrain	W	352010E	1/2010	Thin lift overlay from Rte. V in Vandalia to Rte. K east junction. *Economic Recovery Project*	\$294 PE: \$1 CE Inc: \$19 CN: \$273 RW Inc: \$0 RW: \$0 Utilities: \$0 NonContract: \$1 Other: \$0 Budget Transfer: \$0	\$424 \$0 \$11 \$413 \$0 \$0 \$0 \$0 \$0	44.22% \$ Difference \$130
		Completion 3/21/2013	Reason(s):	* The cost estimate deviated from the actual cost due to additional requirements after estimates were established and changes made to project during construction.			CN Award Cost + Cont. \$387
Lincoln	47	3P2208	1/2011	Pavement treatment from 0.7 mile east of Rte. 61 to 0.1 mile west of Main Street in Troy.	\$969 PE: \$2 CE Inc: \$62 CN: \$904 RW Inc: \$0 RW: \$0 Utilities: \$0 NonContract: \$1 Other: \$0 Budget Transfer: \$0	\$974 \$31 \$85 \$843 \$0 \$0 \$0 \$16 \$0 \$0	0.52% \$ Difference \$5
		Completion 2/7/2013	Reason(s):	* The project cost to complete was within +/- 10 percent of the estimate.			CN Award Cost + Cont. \$791
Lincoln	47	3P2208B	11/2011	Pavement improvements from 0.1 mile west of Main Street to 0.3 mile west of Rtes. H and J in Troy.	\$646 PE: \$55 CE Inc: \$38 CN: \$552 RW Inc: \$0 RW: \$0 Utilities: \$0 NonContract: \$1 Other: \$0 Budget Transfer: \$0	\$603 \$15 \$45 \$542 \$0 \$0 \$0 \$0 \$0 \$0	-6.66% \$ Difference -\$43
		Completion 4/19/2013	Reason(s):	* The project cost to complete was within +/- 10 percent of the estimate.			CN Award Cost + Cont. \$565

Note: Estimates include actual right of way spent for jobs without programmed right of way.

Program Estimates Compared to Costs of Projects Completed SFY 2013
RSMo.21.795.2(5,6)

(Dollars in Thousands)

County	Route	Job Number	SFY Award Date	Description of Improvement / Location	Estimate	Cost to Complete	Percent Difference
Lincoln	61	3P2147	2/2012	Pavement improvements on northbound lanes from 0.2 mile south of Rtes. K and V to 1.5 miles north of Rte. Z near Eolia.	\$2,146	\$2,022	-5.78%
					PE: \$39	\$31	\$ Difference -\$124
					CE Inc: \$135 CN: \$1,971 RW Inc: \$0 RW: \$0 Utilities: \$0 NonContract: \$1 Other: \$0 Budget Transfer: \$0	\$161 \$1,830 \$0 \$0 \$0 \$0 \$0 \$0 \$0	
Lincoln	A	Completion 4/19/2013	Reason(s):	* The project cost to complete was within +/- 10 percent of the estimate.	\$284	\$264	-7.04%
					PE: \$2	\$0	\$ Difference -\$20
					CE Inc: \$18 CN: \$263 RW Inc: \$0 RW: \$0 Utilities: \$0 NonContract: \$1 Other: \$0 Budget Transfer: \$0	\$6 \$258 \$0 \$0 \$0 \$0 \$0 \$0 \$0	
Lincoln	B	Completion 11/6/2012	Reason(s):	* The project cost to complete was within +/- 10 percent of the estimate.	\$253	\$262	3.56%
					PE: \$2	\$0	\$ Difference \$9
					CE Inc: \$16 CN: \$234 RW Inc: \$0 RW: \$0 Utilities: \$0 NonContract: \$1 Other: \$0 Budget Transfer: \$0	\$5 \$257 \$0 \$0 \$0 \$0 \$0 \$0 \$0	

Program Estimates Compared to Costs of Projects Completed SFY 2013
RSMo.21.795.2(5,6)

(Dollars in Thousands)

County	Route	Job Number	SFY Award Date	Description of Improvement / Location	Estimate	Cost to Complete	Percent Difference
Lincoln	E	352010C	1/2010	Thin lift overlay from Rte. O North junction to Rte. UU in Silex. *Economic Recovery Project*	\$585 PE: \$2 CE Inc: \$38 CN: \$544 RW Inc: \$0 RW: \$0 Utilities: \$0 NonContract: \$1 Other: \$0 Budget Transfer: \$0	\$552 \$0 \$25 \$526 \$0 \$0 \$0 \$0 \$0 \$0	-5.64% \$ Difference -\$33
		Completion 3/21/2013	Reason(s): * The project cost to complete was within +/- 10 percent of the estimate.				CN Award Cost + Cont. \$489
Lincoln	JJ	2L1205F	2/2012	Pavement treatment from Rte. W to Rte. 79 near Elsberry.	\$182 PE: \$2 CE Inc: \$11 CN: \$168 RW Inc: \$0 RW: \$0 Utilities: \$0 NonContract: \$1 Other: \$0 Budget Transfer: \$0	\$165 \$0 \$3 \$162 \$0 \$0 \$0 \$0 \$0 \$0	-9.34% \$ Difference -\$17
		Completion 11/6/2012	Reason(s): * The project cost to complete was within +/- 10 percent of the estimate.				CN Award Cost + Cont. \$160
Lincoln	UU	352010F	1/2010	Thin lift overlay from Rte. Z to Rte. E in Silex. *Economic Recovery Project*	\$247 PE: \$1 CE Inc: \$17 CN: \$228 RW Inc: \$0 RW: \$0 Utilities: \$0 NonContract: \$1 Other: \$0 Budget Transfer: \$0	\$228 \$0 \$6 \$221 \$0 \$0 \$0 \$0 \$0 \$0	-7.69% \$ Difference -\$19
		Completion 3/21/2013	Reason(s): * The project cost to complete was within +/- 10 percent of the estimate.				CN Award Cost + Cont. \$203

Note: Estimates include actual right of way spent for jobs without programmed right of way.

Program Estimates Compared to Costs of Projects Completed SFY 2013
RSMo.21.795.2(5,6)

(Dollars in Thousands)

County	Route	Job Number	SFY Award Date	Description of Improvement / Location	Estimate	Cost to Complete	Percent Difference
Macon	36	2L1200D	3/2012	Pavement improvements from Gantz Street to Long Branch Lake Road in Macon.	\$114 PE: \$1 CE Inc: \$7 CN: \$106 RW Inc: \$0 RW: \$0 Utilities: \$0 NonContract: \$0 Other: \$0 Budget Transfer: \$0	\$167 \$0 \$13 \$154 \$0 \$0 \$0 \$0 \$0 \$0	46.49% \$ Difference \$53
		Completion 8/6/2012	Reason(s):	* The cost estimate deviated from the actual cost due to irregularities in pavement, conditions deteriorating faster than expected, changes made to project during construction, and higher than expected inspection costs.			CN Award Cost + Cont. \$135
Macon	36	2L1200E	3/2012	Pavement improvements from old Rte. 36 to Sunset Drive in Macon.	\$217 PE: \$1 CE Inc: \$13 CN: \$203 RW Inc: \$0 RW: \$0 Utilities: \$0 NonContract: \$0 Other: \$0 Budget Transfer: \$0	\$227 \$0 \$9 \$219 \$0 \$0 \$0 \$0 \$0 \$0	4.61% \$ Difference \$10
		Completion 8/6/2012	Reason(s):	* The project cost to complete was within +/- 10 percent of the estimate.			CN Award Cost + Cont. \$215
Macon	36	2L1200H	3/2012	Pavement improvements from Prospect Drive to Rte. 36 in Macon.	\$142 PE: \$1 CE Inc: \$9 CN: \$132 RW Inc: \$0 RW: \$0 Utilities: \$0 NonContract: \$0 Other: \$0 Budget Transfer: \$0	\$152 \$0 \$12 \$140 \$0 \$0 \$0 \$0 \$0 \$0	7.04% \$ Difference \$10
		Completion 8/6/2012	Reason(s):	* The project cost to complete was within +/- 10 percent of the estimate.			CN Award Cost + Cont. \$153

Program Estimates Compared to Costs of Projects Completed SFY 2013
RSMo.21.795.2(5,6)

(Dollars in Thousands)

County	Route	Job Number	SFY Award Date	Description of Improvement / Location	Estimate	Cost to Complete	Percent Difference
Macon	36	2P0772	2/2010	Resurface pavement and improve shoulders on westbound lanes from Kellogg Street in Macon to Shelby County line. * The project cost to complete was within +/- 10 percent of the estimate.	\$2,520 PE: \$64 CE Inc: \$158 CN: \$2,298 RW Inc: \$0 RW: \$0 Utilities: \$0 NonContract: \$0 Other: \$0 Budget Transfer: \$0	\$2,284 \$82 \$125 \$2,077 \$0 \$0 \$0 \$0 \$0 \$0	-9.37% \$ Difference -\$236
		Completion 2/7/2013	Reason(s):		\$42 \$0 \$3 \$39 \$0 \$0 \$0 \$0 \$0 \$0	40.00% \$ Difference \$12	
Macon	Adair St.	2L1200C	3/2012	Pavement improvements on old Rte. O in Bevier. Funded by operating budget transfer. * The cost estimate deviated from the actual cost due to recent changes in market prices for project components.	\$30 PE: \$1 CE Inc: \$2 CN: \$27 RW Inc: \$0 RW: \$0 Utilities: \$0 NonContract: \$0 Other: \$0 Budget Transfer: \$0	\$42 \$0 \$3 \$39 \$0 \$0 \$0 \$0 \$0 \$0	6.38% \$ Difference \$38
		Completion 8/6/2012	Reason(s):		\$596 PE: \$17 CE Inc: \$27 CN: \$390 RW Inc: \$3 RW: \$159 Utilities: \$0 NonContract: \$0 Other: \$0 Budget Transfer: \$0	\$634 \$68 \$7 \$386 \$22 \$150 \$0 \$0 \$0 \$0	6.38% \$ Difference \$38
Macon	Various	2P0483J	1/2011	Wetland mitigation for Alternate Rte. 63 project in Kirksville. Mitigation project located near the intersection of Mesquite St. and Bear Creek in Macon County. * The project cost to complete was within +/- 10 percent of the estimate.	\$596 PE: \$17 CE Inc: \$27 CN: \$390 RW Inc: \$3 RW: \$159 Utilities: \$0 NonContract: \$0 Other: \$0 Budget Transfer: \$0	\$634 \$68 \$7 \$386 \$22 \$150 \$0 \$0 \$0 \$0	6.38% \$ Difference \$38
		Completion 9/6/2012	Reason(s):		\$596 PE: \$17 CE Inc: \$27 CN: \$390 RW Inc: \$3 RW: \$159 Utilities: \$0 NonContract: \$0 Other: \$0 Budget Transfer: \$0	\$634 \$68 \$7 \$386 \$22 \$150 \$0 \$0 \$0 \$0	6.38% \$ Difference \$38

Note: Estimates include actual right of way spent for jobs without programmed right of way.

Program Estimates Compared to Costs of Projects Completed SFY 2013
RSMo.21.795.2(5,6)

(Dollars in Thousands)

County	Route	Job Number	SFY Award Date	Description of Improvement / Location	Estimate	Cost to Complete	Percent Difference
Marion	24	3P2197	10/2010	Payment in SFY 2011 for joint repair on Quincy Memorial Bridge. Cost represents Missouri's share. Illinois will award project in SFY 2011. Project involves bridge L0099.	\$128 PE: \$0 CE Inc: \$0 CN: \$0 RW Inc: \$0 RW: \$0 Utilities: \$0 NonContract: \$128 Other: \$0 Budget Transfer: \$0	\$62 \$0 \$0 \$0 \$0 \$0 \$0 \$62 \$0 \$0	-51.56% \$ Difference -\$66
		Completion 1/16/2013	Reason(s):	* The cost estimate deviated from the actual cost due to changing conditions after the estimate was established.			CN Award Cost + Cont. \$0
Marion	D	3S2231	5/2012	Pedestrian improvements on east side of road from County Road 14 to Rte. 168. District Transportation Enhancement funds - \$19,000.	\$28 PE: \$2 CE Inc: \$2 CN: \$24 RW Inc: \$0 RW: \$0 Utilities: \$0 NonContract: \$0 Other: \$0 Budget Transfer: \$0	\$26 \$3 \$1 \$22 \$0 \$0 \$0 \$0 \$0 \$0	-7.14% \$ Difference -\$2
		Completion 10/19/2012	Reason(s):	* The project cost to complete was within +/- 10 percent of the estimate.			CN Award Cost + Cont. \$22
Marion	T	3L1200B	11/2011	Thin lift overlay from 0.8 mile south of Rte. 79 in Hannibal to Rte. N.	\$326 PE: \$2 CE Inc: \$21 CN: \$302 RW Inc: \$0 RW: \$0 Utilities: \$0 NonContract: \$1 Other: \$0 Budget Transfer: \$0	\$356 \$0 \$10 \$346 \$0 \$0 \$0 \$0 \$0 \$0	9.20% \$ Difference \$30
		Completion 11/20/2012	Reason(s):	* The project cost to complete was within +/- 10 percent of the estimate.			CN Award Cost + Cont. \$348

Program Estimates Compared to Costs of Projects Completed SFY 2013
RSMo.21.795.2(5,6)

(Dollars in Thousands)

County	Route	Job Number	SFY Award Date	Description of Improvement / Location	Estimate	Cost to Complete	Percent Difference
Monroe	107	352190B	6/2011	Pavement and bridge improvements on Rte. 107 over Mark Twain Lake near Florida (2 bridges) and Rte. FF over N. Fork Salt River near Stoutsville. Project involves bridges A3798, A3799 and A3738.	\$3,808 PE: \$174 CE Inc: \$233 CN: \$3,400 RW Inc: \$0 RW: \$0 Utilities: \$0 NonContract: \$1 Other: \$0 Budget Transfer: \$0	\$2,903 \$63 \$181 \$2,658 \$0 \$0 \$0 \$0 \$0	-23.77% \$ Difference -\$905
		Completion 3/7/2013	Reason(s): * The cost estimate deviated from the actual cost due to competition among contractors, lower than expected engineering costs and changes made to project during construction.	CN Award Cost + Cont. \$2,775			
Monroe	24	3P2153	11/2011	Pavement improvements from Randolph County line to 1.1 miles west of Rte. U near Paris. \$1,259,000 from Repeat Offender funds.	\$4,394 PE: \$41 CE Inc: \$278 CN: \$4,046 RW Inc: \$0 RW: \$0 Utilities: \$0 NonContract: \$29 Other: \$0 Budget Transfer: \$0	\$4,414 \$59 \$239 \$4,051 \$0 \$0 \$0 \$65 \$0 \$0	0.46% \$ Difference \$20
		Completion 4/19/2013	Reason(s): * The project cost to complete was within +/- 10 percent of the estimate.	CN Award Cost + Cont. \$3,955			
Montgomery	70	3L1100H	12/2010	Pavement treatment from Rte. F at High Hill to Rte. A in Warren County. Let in required combination with 3L1100E, 3L1100I, 3M0066 and 5L1100I.	\$517 PE: \$5 CE Inc: \$33 CN: \$478 RW Inc: \$0 RW: \$0 Utilities: \$0 NonContract: \$1 Other: \$0 Budget Transfer: \$0	\$463 \$0 \$7 \$456 \$0 \$0 \$0 \$0 \$0 \$0	-10.44% \$ Difference -\$54
		Completion 2/21/2013	Reason(s): * The cost estimate deviated from the actual cost due to competition among contractors and lower than expected inspections costs.	CN Award Cost + Cont. \$422			

Note: Estimates include actual right of way spent for jobs without programmed right of way.

Program Estimates Compared to Costs of Projects Completed SFY 2013
RSMo.21.795.2(5,6)

(Dollars in Thousands)

County	Route	Job Number	SFY Award Date	Description of Improvement / Location	Estimate	Cost to Complete	Percent Difference
Montgomery	94	2L1205B	3/2012	Pavement treatment from Rte. 19 in Montgomery County to Rte. T, near Augusta, in St. Charles County (2 disconnected sections).	\$727 PE: \$2 CE Inc: \$46 CN: \$678 RW Inc: \$0 RW: \$0 Utilities: \$0 NonContract: \$1 Other: Budget Transfer:	\$655 \$0 \$13 \$642 \$0 \$0 \$0 \$0 \$0 \$0 \$0	-9.90% \$ Difference -\$72 CN Award Cost + Cont. \$640
		Completion 11/6/2012	Reason(s):	* The project cost to complete was within +/- 10 percent of the estimate.			
Montgomery	94	3L1100E	12/2010	Pavement treatment from Rte. P to 0.1 mile west of Rte. 19 near McKittrick. Let in required combination with 3L1100H, 3L1100I, 3M0066 and 5L1100I.	\$253 PE: \$2 CE Inc: \$16 CN: \$234 RW Inc: \$0 RW: \$0 Utilities: \$0 NonContract: \$1 Other: Budget Transfer:	\$226 \$0 \$10 \$215 \$0 \$0 \$0 \$0 \$0 \$0 \$0	-10.67% \$ Difference -\$27 CN Award Cost + Cont. \$199
		Completion 2/21/2013	Reason(s):	* The cost estimate deviated from the actual cost due to competition among contractors.			
Montgomery	Y	3L1200F	11/2011	Thin lift overlay from Rte. 19 to Rte. E in Jonesburg.	\$768 PE: \$2 CE Inc: \$49 CN: \$716 RW Inc: \$0 RW: \$0 Utilities: \$0 NonContract: \$1 Other: Budget Transfer:	\$701 \$0 \$27 \$674 \$0 \$0 \$0 \$0 \$0 \$0 \$0	-8.72% \$ Difference -\$67 CN Award Cost + Cont. \$635
		Completion 3/21/2013	Reason(s):	* The project cost to complete was within +/- 10 percent of the estimate.			

**Program Estimates Compared to Costs of Projects Completed SFY 2013
RSMo.21.795.2(5,6)**

(Dollars in Thousands)

County	Route	Job Number	SFY Award Date	Description of Improvement / Location	Estimate	Cost to Complete	Percent Difference
Pike	54	2P3005	3/2012	Bridge repair on the Champ Clark Mississippi River bridge at Louisiana. Project involves bridge K0932.	\$228 PE: \$2 CE Inc: \$12 CN: \$179 RW Inc: \$0 RW: \$0 Utilities: \$0 NonContract: \$35 Other: \$0 Budget Transfer: \$0	\$370 \$0 \$39 \$299 \$0 \$0 \$0 \$31 \$0 \$0	62.28% \$ Difference \$142
		Completion 10/3/2012	Reason(s): * The cost estimate deviated from the actual cost due to additional requirements after estimates were established, changes made to project during construction and higher than expected inspection costs.				CN Award Cost + Cont. \$262
Pike	61	3P2210B	2/2012	Pavement improvements on southbound lanes from 0.2 mile north of Rte. 00 in Pike County to Rtes. B and E in Lincoln County and on northbound lanes from 1.5 miles north of Rte. Z in Lincoln County to 0.2 mile north of Rte. 00 in Pike County.	\$1,135 PE: \$10 CE Inc: \$71 CN: \$1,039 RW Inc: \$0 RW: \$0 Utilities: \$0 NonContract: \$15 Other: \$0 Budget Transfer: \$0	\$1,219 \$21 \$41 \$1,156 \$0 \$0 \$0 \$0 \$0 \$0	7.40% \$ Difference \$84
		Completion 4/19/2013	Reason(s): * The project cost to complete was within +/- 10 percent of the estimate.				CN Award Cost + Cont. \$1,135
Pike	79	3P2177	4/2011	Grading, drainage and paving to correct slide areas from 0.3 mile south of Rte. TT, south 0.7 mile.	\$3,518 PE: \$156 CE Inc: \$202 CN: \$2,948 RW Inc: \$5 RW: \$131 Utilities: \$75 NonContract: \$1 Other: \$0 Budget Transfer: \$0	\$3,234 \$546 \$291 \$2,094 \$26 \$220 \$57 \$0 \$0 \$0	-8.07% \$ Difference -\$284
		Completion 5/6/2013	Reason(s): * The project cost to complete was within +/- 10 percent of the estimate.				CN Award Cost + Cont. \$2,097

Note: Estimates include actual right of way spent for jobs without programmed right of way.

Program Estimates Compared to Costs of Projects Completed SFY 2013
RSMo.21.795.2(5,6)

(Dollars in Thousands)

County	Route	Job Number	SFY Award Date	Description of Improvement / Location	Estimate	Cost to Complete	Percent Difference
Pike	H	2L12051	2/2012	Pavement treatment from Rte. W South junction to Rte. 79 in Annada.	\$69 PE: \$2 CE Inc: \$5 CN: \$81 RW Inc: \$0 RW: \$0 Utilities: \$0 NonContract: \$1 Other: \$0 Budget Transfer: \$0	\$85 \$0 \$3 \$82 \$0 \$0 \$0 \$0 \$0 \$0	-4.49% \$ Difference -\$4
		Completion 11/6/2012	Reason(s):	* The project cost to complete was within +/- 10 percent of the estimate.			CN Award Cost + Cont. \$83
Pike	UU	3L1200C	11/2011	Thin lift overlay from Rte. 61 to Rte. 54 near Louisiana.	\$449 PE: \$2 CE Inc: \$29 CN: \$417 RW Inc: \$0 RW: \$0 Utilities: \$0 NonContract: \$1 Other: \$0 Budget Transfer: \$0	\$466 \$0 \$22 \$444 \$0 \$0 \$0 \$0 \$0 \$0	3.79% \$ Difference \$17
		Completion 11/20/2012	Reason(s):	* The project cost to complete was within +/- 10 percent of the estimate.			CN Award Cost + Cont. \$423
Pike	Y	3S2010D	1/2010	Thin lift overlay from Bus. 61 in Bowling Green to County Road 486. *Economic Recovery Project*	\$132 PE: \$1 CE Inc: \$8 CN: \$122 RW Inc: \$0 RW: \$0 Utilities: \$0 NonContract: \$1 Other: \$0 Budget Transfer: \$0	\$145 \$0 \$4 \$141 \$0 \$0 \$0 \$0 \$0 \$0	9.85% \$ Difference \$13
		Completion 3/21/2013	Reason(s):	* The project cost to complete was within +/- 10 percent of the estimate.			CN Award Cost + Cont. \$133

Note: Estimates include actual right of way spent for jobs without programmed right of way.

Program Estimates Compared to Costs of Projects Completed SFY 2013
RSMo.21.795.2(5,6)

(Dollars in Thousands)

County	Route	Job Number	SFY Award Date	Description of Improvement / Location	Estimate	Cost to Complete	Percent Difference
Pike	Z	2L1205H	2/2012	Pavement treatment from Rte. 161 in Pike County to Rte. 61, near Whiteside, in Lincoln County.	\$369 PE: \$2 CE Inc: \$23 CN: \$343 RW Inc: \$0 RW: \$0 Utilities: \$0 NonContract: \$1 Other: Budget Transfer: \$0	\$340 \$0 \$9 \$331 \$0 \$0 \$0 \$0 \$0 \$0 \$0	-7.86% <u>\$ Difference</u> -\$29
		Completion 11/6/2012	Reason(s): * The project cost to complete was within +/- 10 percent of the estimate.				CN Award Cost + Cont. \$330
Ralls	154	3L1200E	12/2011	Thin lift overlay from Rte. 19 South junction to Rte. 54 near Vandalia.	\$637 PE: \$2 CE Inc: \$41 CN: \$593 RW Inc: \$0 RW: \$0 Utilities: \$0 NonContract: \$1 Other: Budget Transfer: \$0	\$627 \$1 \$63 \$563 \$0 \$0 \$0 \$0 \$0 \$0 \$0	-1.57% <u>\$ Difference</u> -\$10
		Completion 3/7/2013	Reason(s): * The project cost to complete was within +/- 10 percent of the estimate.				CN Award Cost + Cont. \$581
Randolph	24	2P0779Z	0/0	Payment in SFY 2012 from the Cost Share program to the city of Moberly to accelerate 2P0779D.	\$428 PE: \$0 CE Inc: \$0 CN: \$0 RW Inc: \$0 RW: \$0 Utilities: \$0 NonContract: \$428 Other: Budget Transfer: \$0	\$428 \$0 \$0 \$0 \$0 \$0 \$0 \$428 \$0 \$0	0.00% <u>\$ Difference</u> \$0
		Completion 11/26/2012	Reason(s): * The project cost to complete was within +/- 10 percent of the estimate.				CN Award Cost + Cont. \$0

Note: Estimates include actual right of way spent for jobs without programmed right of way.

Program Estimates Compared to Costs of Projects Completed SFY 2013
RSMo.21.795.2(5,6)

(Dollars in Thousands)

County	Route	Job Number	SFY Award Date	Description of Improvement / Location	Estimate	Cost to Complete	Percent Difference
Randolph	3	2L1200B	3/2012	Pavement improvements from Rte. T to Rte. 24. * The cost estimate deviated from the actual cost due to competition among contractors, changes made to project during construction and lower than expected inspection costs.	\$752	\$653	-13.16%
					PE: \$2	\$0	\$ Difference
					CE Inc: \$48	\$34	-\$99
					CN: \$702	\$618	
					RW Inc: \$0	\$0	
					RW: \$0	\$0	CN Award
					Utilities: \$0	\$0	Cost + Cont.
					NonContract: \$0	\$0	\$633
					Other: \$0	\$0	
					Budget Transfer: \$0	\$0	
Randolph	B	2L1200F	3/2012	Pavement improvements from Rte. A to Rte. 63. * The project cost to complete was within +/- 10 percent of the estimate.	\$480	\$457	-4.79%
					PE: \$2	\$0	\$ Difference
					CE Inc: \$31	\$33	-\$23
					CN: \$447	\$424	
					RW Inc: \$0	\$0	
					RW: \$0	\$0	CN Award
					Utilities: \$0	\$0	Cost + Cont.
					NonContract: \$0	\$0	\$422
					Other: \$0	\$0	
					Budget Transfer: \$0	\$0	
Randolph	M	2L1200G	3/2012	Pavement improvements from Rte. 63 in Randolph County to Rte. 151 North junction in Monroe County, near Madison. * The project cost to complete was within +/- 10 percent of the estimate.	\$587	\$578	-1.53%
					PE: \$1	\$0	\$ Difference
					CE Inc: \$20	\$27	-\$9
					CN: \$566	\$551	
					RW Inc: \$0	\$0	
					RW: \$0	\$0	CN Award
					Utilities: \$0	\$0	Cost + Cont.
					NonContract: \$0	\$0	\$539
					Other: \$0	\$0	
					Budget Transfer: \$0	\$0	

Program Estimates Compared to Costs of Projects Completed SFY 2013
RSMo.21.795.2(5,6)

(Dollars in Thousands)

County	Route	Job Number	SFY Award Date	Description of Improvement / Location	Estimate	Cost to Complete	Percent Difference
Scotland	136	3S2222	5/2012	Pedestrian improvements on both sides of road from bridge over abandoned railroad to Rte. 136 in Memphis. District Transportation Enhancement funds - \$68,000.	\$95	\$89	-6.32%
					PE: \$4	\$6	\$ Difference
					CE Inc: \$6	\$26	-\$6
					CN: \$85	\$57	
					RW Inc: \$0	\$0	CN Award
					RW: \$0	\$0	Cost + Cont.
					Utilities: \$0	\$0	\$46
					NonContract: \$0	\$0	
					Other: \$0	\$0	
					Budget Transfer: \$0	\$0	
Shelby	36	3P0792	6/2010	Pavement treatments on eastbound lanes from 0.3 mile east of Macon Co. line east to 1.7 miles west of Rte. Z (3 disconnected sections). Project includes 0.3 mile section of westbound lanes near Salt River. Project includes bridges A37421 and H05093.	\$7,125	\$6,221	-12.69%
					PE: \$105	\$56	\$ Difference
					CE Inc: \$451	\$594	-\$904
					CN: \$6,568	\$5,557	
					RW Inc: \$0	\$0	CN Award
					RW: \$0	\$0	Cost + Cont.
					Utilities: \$0	\$0	\$5,564
					NonContract: \$1	\$14	
					Other: \$0	\$0	
					Budget Transfer: \$0	\$0	
Shelby	36	3P2235	7/2012	Lighting improvements at Rte. 151 interchange in Clarence. SAFETEA-LU earmark MO169 \$77,000.	\$105	\$104	-0.95%
					PE: \$11	\$3	\$ Difference
					CE Inc: \$6	\$21	-\$1
					CN: \$88	\$80	
					RW Inc: \$0	\$0	CN Award
					RW: \$0	\$0	Cost + Cont.
					Utilities: \$0	\$0	\$83
					NonContract: \$0	\$0	
					Other: \$0	\$0	
					Budget Transfer: \$0	\$0	

Note: Estimates include actual right of way spent for jobs without programmed right of way.

Program Estimates Compared to Costs of Projects Completed SFY 2013
RSMo.21.795.2(5,6)

(Dollars in Thousands)

County	Route	Job Number	SFY Award Date	Description of Improvement / Location	Estimate	Cost to Complete	Percent Difference
Various	Various	2P0145	7/2010	Payment beginning in SFY 2011 for 3M tape installation warranty. Northeast District share. Funding by operations funds.	\$16	\$23	43.75%
					PE: \$0	\$0	\$ Difference \$7
					CE Inc: \$0	\$0	
Various	Various	Completion 2/27/2013	Reason(s):	* The cost estimate deviated from the actual cost due to changing conditions after the estimate was established.	CN: \$0	\$0	
					RW Inc: \$0	\$0	
					RW: \$0	\$0	CN Award
					Utilities: \$0	\$0	Cost + Cont. \$0
					NonContract: \$16	\$23	
					Other: \$0	\$0	
					Budget Transfer: \$0	\$0	
Various	Various	2P0789	0/0	On-call work zone enforcement at various locations in District 2.	\$34	\$0	-100.00%
					PE: \$2	\$0	\$ Difference -\$34
					CE Inc: \$2	\$0	
Various	Various	Completion 7/16/2012	Reason(s):	* The cost estimate deviated from the actual cost due to this being an on-call work zone enforcement project. The need for enforcement was not as high as estimated.	CN: \$30	\$0	
					RW Inc: \$0	\$0	
					RW: \$0	\$0	CN Award
					Utilities: \$0	\$0	Cost + Cont. \$0
					NonContract: \$0	\$0	
					Other: \$0	\$0	
					Budget Transfer: \$0	\$0	
Various	Various	3P2145	0/2007	3M tape installation at various locations throughout the Northeast District.	\$341	\$897	163.05%
					PE: \$0	\$0	\$ Difference \$556
					CE Inc: \$0	\$11	
Various	Various	Completion 4/19/2013	Reason(s):	* The cost estimate deviated from the actual cost due to changes made to project during construction.	CN: \$285	\$886	
					RW Inc: \$0	\$0	
					RW: \$0	\$0	CN Award
					Utilities: \$0	\$0	Cost + Cont. \$285
					NonContract: \$56	\$0	
					Other: \$0	\$0	
					Budget Transfer: \$0	\$0	

**Program Estimates Compared to Costs of Projects Completed SFY 2013
RSMo.21.795.2(5,6)**

(Dollars in Thousands)

County	Route	Job Number	SFY Award Date	Description of Improvement / Location	Estimate	Cost to Complete	Percent Difference
Various	Various	3P2179	0/0	On-call work zone law enforcement at various locations in northeast Missouri. * The cost estimate deviated from the actual cost due to this being an on-call work zone enforcement project. The need for enforcement was higher than estimated.	\$11	\$23	109.09%
					PE: \$1 CE Inc: \$0 CN: \$0 RW Inc: \$0 RW: \$0 Utilities: \$0 NonContract: \$10 Other: \$2 Budget Transfer: \$0	\$0 \$0 \$0 \$0 \$0 \$22 \$2 \$0	\$ Difference \$12
Various	Various	3P2228B	7/2012	Job Order Contracting for pavement repair on various routes in Schuyler, Scotland, Clark, Adair, Knox and Lewis Counties. * The project cost to complete was within +/- 10 percent of the estimate.	\$130	\$134	3.08%
					PE: \$2 CE Inc: \$8 CN: \$120 RW Inc: \$0 RW: \$0 Utilities: \$0 NonContract: \$0 Other: \$0 Budget Transfer: \$0	\$0 \$11 \$122 \$0 \$0 \$0 \$0 \$0 \$0	\$ Difference \$4
Various	Various	3P2228C	7/2012	Job Order Contracting for pavement repair on various routes in Macon, Shelby, Marion, Randolph, Monroe, Audrain and Ralls Counties. * The cost estimate deviated from the actual cost due to changes made to project during construction and lower than expected inspection costs.	\$195	\$169	-13.33%
					PE: \$2 CE Inc: \$13 CN: \$180 RW Inc: \$0 RW: \$0 Utilities: \$0 NonContract: \$0 Other: \$0 Budget Transfer: \$0	\$0 \$8 \$161 \$0 \$0 \$0 \$0 \$0 \$0	\$ Difference -\$26

Note: Estimates include actual right of way spent for jobs without programmed right of way.

Program Estimates Compared to Costs of Projects Completed SFY 2013
RSMo.21.795.2(5,6)

(Dollars in Thousands)

County	Route	Job Number	SFY Award Date	Description of Improvement / Location	Estimate	Cost to Complete	Percent Difference
Warren	70	3I2149	11/2010	Pavement treatment on westbound lanes from the St. Charles County line to 1 mile east of Rte. F (2 disconnected sections).	\$4,371 PE: \$98 CE Inc: \$274 CN: \$3,998 RW Inc: \$0 RW: \$0 Utilities: \$0 NonContract: \$1 Other: \$0 Budget Transfer: \$0	\$4,397 \$32 \$144 \$4,220 \$0 \$0 \$0 \$0 \$0 \$0	0.59% \$ Difference \$26
		Completion 2/7/2013	Reason(s):	* The project cost to complete was within +/- 10 percent of the estimate.			CN Award Cost + Cont. \$3,475
Warren	70	3L11001	12/2010	Pavement treatment from Rte. B to end of state maintenance in Warrenton. Let in required combination with 3L1100E, 3L1100H, 3M0066 and 5L1100I.	\$250 PE: \$2 CE Inc: \$16 CN: \$231 RW Inc: \$0 RW: \$0 Utilities: \$0 NonContract: \$1 Other: \$0 Budget Transfer: \$0	\$231 \$0 \$9 \$222 \$0 \$0 \$0 \$0 \$0 \$0	-7.60% \$ Difference -\$19
		Completion 2/21/2013	Reason(s):	* The project cost to complete was within +/- 10 percent of the estimate.			CN Award Cost + Cont. \$207
Warren	AA	3L1200G	11/2011	Thin lift overlay from I-70 north outer road in Warrenton to end of state maintenance.	\$225 PE: \$2 CE Inc: \$14 CN: \$208 RW Inc: \$0 RW: \$0 Utilities: \$0 NonContract: \$1 Other: \$0 Budget Transfer: \$0	\$182 \$0 \$6 \$176 \$0 \$0 \$0 \$0 \$0 \$0	-19.11% \$ Difference -\$43
		Completion 3/21/2013	Reason(s):	* The cost estimate deviated from the actual cost due to competition among contractors and lower than expected inspection costs.			CN Award Cost + Cont. \$162

Program Estimates Compared to Costs of Projects Completed SFY 2013
RSMo.21.795.2(5,6)

(Dollars in Thousands)

County	Route	Job Number	SFY Award Date	Description of Improvement / Location	Estimate	Cost to Complete	Percent Difference
Warren	H	2L1205D	2/2012	Pavement treatment from I-70 to Rte. M near Innsbrook.	\$92 PE: \$2 CE Inc: \$5 CN: \$84 RW Inc: \$0 RW: \$0 Utilities: \$0 NonContract: \$1 Other: \$0 Budget Transfer: \$0	\$85 \$0 \$2 \$82 \$0 \$0 \$0 \$0 \$0 \$0	-7.61% \$ Difference -\$7
		Completion 11/6/2012	Reason(s): * The project cost to complete was within +/- 10 percent of the estimate.				CN Award Cost + Cont. \$82
Warren	MM	3L1100J	11/2011	Pavement improvements from Old Rte. 40 to Rte. M in Warrenton. City of Warrenton funds - \$51,000.	\$158 PE: \$16 CE Inc: \$9 CN: \$132 RW Inc: \$0 RW: \$0 Utilities: \$0 NonContract: \$1 Other: \$0 Budget Transfer: \$0	\$183 \$20 \$7 \$156 \$0 \$0 \$0 \$0 \$0 \$0	15.82% \$ Difference \$25
		Completion 3/21/2013	Reason(s): * The cost estimate deviated from the actual cost due to additional requirements after estimates were established and higher than expected design cost.				CN Award Cost + Cont. \$228
Warren	W	2L1205E	2/2012	Pavement treatment from Rte. A to Rte. 47 in Warrenton.	\$227 PE: \$2 CE Inc: \$14 CN: \$210 RW Inc: \$0 RW: \$0 Utilities: \$0 NonContract: \$1 Other: \$0 Budget Transfer: \$0	\$206 \$0 \$5 \$201 \$0 \$0 \$0 \$0 \$0 \$0	-9.25% \$ Difference -\$21
		Completion 11/6/2012	Reason(s): * The project cost to complete was within +/- 10 percent of the estimate.				CN Award Cost + Cont. \$199

Note: Estimates include actual right of way spent for jobs without programmed right of way.

Program Estimates Compared to Costs of Projects Completed SFY 2013
RSMo.21.795.2(5,6)

(Dollars in Thousands)

County	Route	Job Number	SFY Award Date	Description of Improvement / Location	Estimate	Cost to Complete	Percent Difference
Cass	49	4P1708	7/2008	Construct new interchange 2 miles south of Rte. 58. MoDOT Econ Dev/Cost Share project with the City of Belton & Cass Co. MoDOT Innovative Finance Program funded at \$4.79 million. MoDOT's max. contribution \$7.68 million. Also funded with federal funds up \$1.98 million.	\$16,727 PE: \$905 CE Inc: \$1,003 CN: \$14,609 RW Inc: \$0 RW: \$0 Utilities: \$210 NonContract: \$0 Other: \$1 Budget Transfer: \$0	\$11,269 \$115 \$1,016 \$10,099 \$9 \$0 \$29 \$0 \$1 \$0	-32.63% \$ Difference -\$5458
		Completion 10/19/2012	Reason(s):	* The cost estimate deviated from the actual cost due to competition among contractors, lower than expected design cost and changes made to project during construction.			CN Award Cost + Cont. \$10,402
Cass	7	4B08011	12/2011	Bridge improvements on Rte. 7 north of 227th Street in Cass County, Rte. 69 over Branch Williams Creek in Clay County, and Rte. M over Honey Creek in Henry County. Funded by GARVEE. Project involves bridges G0986, J0331 and S0880. Part of the Safe and Sound program.	\$1,502 PE: \$80 CE Inc: \$89 CN: \$1,299 RW Inc: \$2 RW: \$32 Utilities: \$0 NonContract: \$0 Other: \$0 Budget Transfer: \$0	\$1,543 \$160 \$137 \$1,052 \$0 \$0 \$195 \$0 \$0 \$0	2.73% \$ Difference \$41
		Completion 5/6/2013	Reason(s):	* The project cost to complete was within +/- 10 percent of the estimate.			CN Award Cost + Cont. \$1,099
Cass	C	452401	3/2012	Bridge improvements over Rte. 71 in Peculiar. Project involves bridge A2330.	\$1,266 PE: \$75 CE Inc: \$97 CN: \$1,094 RW Inc: \$0 RW: \$0 Utilities: \$0 NonContract: \$0 Other: \$0 Budget Transfer: \$0	\$2,078 \$59 \$38 \$1,980 \$0 \$0 \$0 \$0 \$0 \$0	64.14% \$ Difference \$812
		Completion 6/6/2013	Reason(s):	* The cost estimate deviated from the actual cost due to changing conditions after the estimate was established.			CN Award Cost + Cont. \$2,018

Program Estimates Compared to Costs of Projects Completed SFY 2013
RSMo.21.795.2(5,6)

(Dollars in Thousands)

County	Route	Job Number	SFY Award Date	Description of Improvement / Location	Estimate	Cost to Complete	Percent Difference
Cass	T	452391	3/2012	Contract chip seal treatments on various lettered routes in Cass County.	\$752 PE: \$20 CE Inc: \$42 CN: \$690 RW Inc: \$0 RW: \$0 Utilities: \$0 NonContract: \$0 Other: \$0 Budget Transfer: \$0	\$682 \$0 \$13 \$669 \$0 \$0 \$0 \$0 \$0 \$0 \$0	-9.31% \$ Difference -\$70
		Completion 8/21/2012	Reason(s): * The project cost to complete was within +/- 10 percent of the estimate.				CN Award Cost + Cont. \$692
Cass	W	4B0802E	2/2011	Bridge improvements on Rte. W over Grand River, on Rte. Z over Clear Creek and Rte. O over Owens Creek. Funded by GARVEE. Project involves bridges N0837, N0485, and Y0875. Part of the Safe and Sound program.	\$1,058 PE: \$56 CE Inc: \$64 CN: \$938 RW Inc: \$0 RW: \$0 Utilities: \$0 NonContract: \$0 Other: \$0 Budget Transfer: \$0	\$1,392 \$264 \$83 \$1,044 \$0 \$0 \$0 \$0 \$0 \$0 \$0	31.57% \$ Difference \$334
		Completion 9/20/2012	Reason(s): * The cost estimate deviated from the actual cost due to higher than expected design costs, changing conditions after the estimate was established, and changes made to project during construction.				CN Award Cost + Cont. \$1,011
Cass	West Outer Rd.	4S2030	6/2011	Pavement improvements on Rte. 71 outer road from north of bridge over South Grand River to Rte. A near the city of Archie.	\$408 PE: \$17 CE Inc: \$25 CN: \$366 RW Inc: \$0 RW: \$0 Utilities: \$0 NonContract: \$0 Other: \$0 Budget Transfer: \$0	\$391 \$18 \$18 \$355 \$0 \$0 \$0 \$0 \$0 \$0	-4.17% \$ Difference -\$17
		Completion 10/3/2012	Reason(s): * The project cost to complete was within +/- 10 percent of the estimate.				CN Award Cost + Cont. \$390

Note: Estimates include actual right of way spent for jobs without programmed right of way.

Program Estimates Compared to Costs of Projects Completed SFY 2013
RSMo.21.795.2(5,6)

(Dollars in Thousands)

County	Route	Job Number	SFY Award Date	Description of Improvement / Location	Estimate	Cost to Complete	Percent Difference
Clay	169	4P2026	9/2010	Median protection from 68th St. to the city of Smithville.	\$2,694	\$2,183	-18.97%
					PE: \$188	\$198	\$ Difference
					CE Inc: \$161	\$201	-\$511
					CN: \$2,345	\$1,784	
					RW Inc: \$0	\$0	CN Award
					RW: \$0	\$0	Cost + Cont.
					Utilities: \$0	\$0	\$1,638
					NonContract: \$0	\$0	
					Other: \$0	\$0	
					Budget Transfer: \$0	\$0	
Clay	169	4P2396	7/2012	Retaining wall and ditch improvements at Rte. 152.	\$960	\$443	-53.85%
					PE: \$103	\$16	\$ Difference
					CE Inc: \$55	\$2	-\$517
					CN: \$802	\$425	
					RW Inc: \$0	\$0	CN Award
					RW: \$0	\$0	Cost + Cont.
					Utilities: \$0	\$0	\$439
					NonContract: \$0	\$0	
					Other: \$0	\$0	
					Budget Transfer: \$0	\$0	
Clay	169	4S1670	2/2012	Pavement improvements from I-29 South to the north end of the Broadway Bridge.	\$3,723	\$2,070	-44.40%
					PE: \$112	\$22	\$ Difference
					CE Inc: \$232	\$108	-\$1653
					CN: \$3,378	\$1,939	
					RW Inc: \$0	\$0	CN Award
					RW: \$0	\$0	Cost + Cont.
					Utilities: \$0	\$0	\$1,712
					NonContract: \$1	\$0	
					Other: \$0	\$0	
					Budget Transfer: \$0	\$0	

Program Estimates Compared to Costs of Projects Completed SFY 2013
RSMo.21.795.2(5,6)

(Dollars in Thousands)

County	Route	Job Number	SFY Award Date	Description of Improvement / Location	Estimate	Cost to Complete	Percent Difference
Clay	169	4U1314C	5/2011	Test project for metal bin wall repairs along northbound lanes from north of downtown airport to south of Rte. 9 interchange.	\$410	\$606	47.80%
					PE: \$35 CE Inc: \$24 CN: \$351 RW Inc: \$0 RW: \$0 Utilities: \$0 NonContract: \$0 Other: \$0 Budget Transfer: \$0	\$2 \$24 \$580 \$0 \$0 \$0 \$0 \$0 \$0	\$ Difference \$196
Clay	210	4I2370B	6/2012	Double box culvert repair and extension at the southeast corner of Route 210 and Searcy Creek Parkway.	\$513	\$492	-4.09%
					PE: \$20 CE Inc: \$32 CN: \$461 RW Inc: \$0 RW: \$0 Utilities: \$0 NonContract: \$0 Other: \$0 Budget Transfer: \$0	\$0 \$40 \$453 \$0 \$0 \$0 \$0 \$0 \$0	\$ Difference -\$21
Clay	210	4S2165	11/2011	Pavement improvements from Walker Road to east of I-435 in Kansas City.	\$3,241	\$3,119	-3.76%
					PE: \$92 CE Inc: \$202 CN: \$2,947 RW Inc: \$0 RW: \$0 Utilities: \$0 NonContract: \$0 Other: \$0 Budget Transfer: \$0	\$16 \$324 \$2,764 \$0 \$0 \$0 \$0 \$14 \$0	\$ Difference -\$122
Clay	210	4S2165	3/21/2013	* The project cost to complete was within +/- 10 percent of the estimate.			
					Reason(s):		

Program Estimates Compared to Costs of Projects Completed SFY 2013
RSMo.21.795.2(5,6)

(Dollars in Thousands)

County	Route	Job Number	SFY Award Date	Description of Improvement / Location	Estimate	Cost to Complete	Percent Difference
Clay	210	452326	11/2011	Pavement improvements from Ameristar Dr. to Rte. 291. * The cost estimate deviated from the actual cost due to competition among contractors and lower than expected engineering costs.	\$3,300	\$2,407	-27.06%
					PE: \$71	\$6	\$ Difference
					CE Inc: \$207	\$50	-\$893
					CN: \$3,022	\$2,351	
		Completion 3/21/2013	Reason(s):				
							CN Award Cost + Cont. \$1,993
Clay	29	412328	1/2011	Pavement improvements from Vivion Rd. to Parvin Rd. in the City of Kansas City. * The cost estimate deviated from the actual cost due to recent changes in market prices for project components.	\$1,787	\$1,442	-19.31%
					PE: \$21	\$19	\$ Difference
					CE Inc: \$113	\$101	-\$345
					CN: \$1,653	\$1,323	
		Completion 2/21/2013	Reason(s):				
							CN Award Cost + Cont. \$1,313
Clay	35	411382	1/2010	Pavement treatments and bridge rehabilitation from Clinton County line to Fishing River. (Alternate pavement treatment project.) Project involves bridges A1329, A1331, A1367, A1332, and A1333. * The cost estimate deviated from the actual cost due to recent changes in market prices for project components and lower than expected engineering costs.	\$24,598	\$20,876	-15.13%
					PE: \$1,308	\$363	\$ Difference
					CE Inc: \$1,496	\$890	-\$3722
					CN: \$21,793	\$19,582	
		Completion 3/21/2013	Reason(s):				
							CN Award Cost + Cont. \$19,561

Program Estimates Compared to Costs of Projects Completed SFY 2013
RSMo.21.795.2(5,6)

(Dollars in Thousands)

County	Route	Job Number	SFY Award Date	Description of Improvement / Location	Estimate	Cost to Complete	Percent Difference
Clay	35	4I2305	12/2010	Bridge improvements over Lightburne Street. Project involves bridge A0678. Project funded by FHWA 2009 Highway Bridge Program.	\$1,280 PE: \$56 CE Inc: \$79 CN: \$1,145 RW Inc: \$0 RW: \$0 Utilities: \$0 NonContract: \$0 Other: \$0 Budget Transfer: \$0	\$1,972 \$23 \$194 \$1,756 \$0 \$0 \$0 \$0 \$0 \$0	54.06% \$ Difference \$692
		Completion 4/5/2013	Reason(s): * The cost estimate deviated from the actual cost due to changes made to project during construction and higher than expected inspection costs.				CN Award Cost + Cont. \$1,041
Clay	69	4P1963	11/2009	Pavement treatments from I-35 to the Fishing River.	\$2,035 PE: \$68 CE Inc: \$126 CN: \$1,841 RW Inc: \$0 RW: \$0 Utilities: \$0 NonContract: \$0 Other: \$0 Budget Transfer: \$0	\$1,979 \$46 \$178 \$1,755 \$0 \$0 \$0 \$0 \$0 \$0	-2.75% \$ Difference -\$56
		Completion 3/21/2013	Reason(s): * The project cost to complete was within +/- 10 percent of the estimate.				CN Award Cost + Cont. \$1,565
Clay	69	4S2392B	9/2012	Pavement repair and resurfacing on the northbound lanes and shoulder repair on the southbound lanes from I-35 to Fishing River.	\$165 PE: \$5 CE Inc: \$10 CN: \$150 RW Inc: \$0 RW: \$0 Utilities: \$0 NonContract: \$0 Other: \$0 Budget Transfer: \$0	\$3,316 \$0 \$103 \$3,213 \$0 \$0 \$0 \$0 \$0 \$0	1,909.70% \$ Difference \$3151
		Completion 3/7/2013	Reason(s): * The cost estimate deviated from the actual cost due to additional requirements after estimates were established, conditions deteriorating faster than expected and changes made to projects during construction.				CN Award Cost + Cont. \$2,760

Note: Estimates include actual right of way spent for jobs without programmed right of way.

Program Estimates Compared to Costs of Projects Completed SFY 2013
RSMo.21.795.2(5,6)

(Dollars in Thousands)

County	Route	Job Number	SFY Award Date	Description of Improvement / Location	Estimate	Cost to Complete	Percent Difference
Clay	92	4P2332D	11/2011	Pavement improvements from Rte. DD to Nations Road and from Platter/Clay Way to Rte. 33.	\$1,423	\$1,344	-5.55%
					PE: \$136	\$0	\$ Difference
					CE Inc: \$83	\$87	-\$79
Clay		Completion 2/21/2013	Reason(s):	* The project cost to complete was within +/- 10 percent of the estimate.	CN: \$1,204	\$1,256	
					RW Inc: \$0	\$0	
					RW: \$0	\$0	CN Award
					Utilities: \$0	\$0	Cost + Cont.
					NonContract: \$0	\$0	\$1,312
					Other: \$0	\$0	
					Budget Transfer: \$0	\$0	
Clay	W	4S2372	3/2012	Bridge improvements over Smithville Reservoir. Project involves bridge A3633 and A3632.	\$341	\$474	39.00%
					PE: \$18	\$6	\$ Difference
					CE Inc: \$21	\$38	\$133
Clay		Completion 8/6/2012	Reason(s):	* The cost estimate deviated from the actual cost due to additional requirements after estimates were established and higher than expected inspection costs.	CN: \$302	\$430	
					RW Inc: \$0	\$0	
					RW: \$0	\$0	CN Award
					Utilities: \$0	\$0	Cost + Cont.
					NonContract: \$0	\$0	\$451
					Other: \$0	\$0	
					Budget Transfer: \$0	\$0	
Jackson	291	4P2161	11/2011	Pavement improvements from 39th Street to just south of Rte. 78 in Independence.	\$1,257	\$2,453	95.15%
					PE: \$68	\$12	\$ Difference
					CE Inc: \$76	\$131	\$1196
Jackson		Completion 2/7/2013	Reason(s):	* The cost estimate deviated from the actual cost due to additional requirements after estimates were established.	CN: \$1,113	\$2,310	
					RW Inc: \$0	\$0	
					RW: \$0	\$0	CN Award
					Utilities: \$0	\$0	Cost + Cont.
					NonContract: \$0	\$0	\$2,492
					Other: \$0	\$0	
					Budget Transfer: \$0	\$0	

Program Estimates Compared to Costs of Projects Completed SFY 2013
RSMo.21.795.2(5,6)

(Dollars in Thousands)

County	Route	Job Number	SFY Award Date	Description of Improvement / Location	Estimate	Cost to Complete	Percent Difference
Jackson	35	402349	4/2012	Improve drainage grates, sidewalk condition and accessibility to the Wyandotte Bridge over I-70 in downtown Kansas City. \$90,000 Statewide Enhancement funds.	\$130 PE: \$14 CE Inc: \$7 CN: \$109 RW Inc: \$0 RW: \$0 Utilities: \$0 NonContract: \$0 Other: \$0 Budget Transfer: \$0	\$93 \$4 \$8 \$81 \$0 \$0 \$0 \$0 \$0 \$0	-28.46% \$ Difference -\$37
		Completion 11/6/2012	Reason(s):	* The cost estimate deviated from the actual cost due to recent changes in market prices for project components and lower than expected design cost.			CN Award Cost + Cont. \$72
Jackson	350	452195	2/2011	Median protection from I-470 to approximately 1.5 miles west near the cities of Raytown and Lee's Summit.	\$309 PE: \$39 CE Inc: \$17 CN: \$253 RW Inc: \$0 RW: \$0 Utilities: \$0 NonContract: \$0 Other: \$0 Budget Transfer: \$0	\$313 \$30 \$76 \$207 \$0 \$0 \$0 \$0 \$0 \$0	1.29% \$ Difference \$4
		Completion 2/7/2013	Reason(s):	* The project cost to complete was within +/- 10 percent of the estimate.			CN Award Cost + Cont. \$242
Jackson	435	411964	1/2010	Resurfacing from Rte. 78 to Rte. 24 in the City of Kansas City.	\$2,838 PE: \$100 CE Inc: \$176 CN: \$2,562 RW Inc: \$0 RW: \$0 Utilities: \$0 NonContract: \$0 Other: \$0 Budget Transfer: \$0	\$1,704 \$30 \$97 \$1,577 \$0 \$0 \$0 \$0 \$0 \$0	-39.96% \$ Difference -\$1134
		Completion 3/21/2013	Reason(s):	* The cost estimate deviated from the actual cost due to competition among contractors, changes made to project during construction and lower than expected engineering costs.			CN Award Cost + Cont. \$1,739

Program Estimates Compared to Costs of Projects Completed SFY 2013
RSMo.21.795.2(5,6)

(Dollars in Thousands)

County	Route	Job Number	SFY Award Date	Description of Improvement / Location	Estimate	Cost to Complete	Percent Difference
Jackson	435	4I2189	2/2011	Guard cable upgrades at various locations in or near the city of Kansas City.	\$1,837 PE: \$80 CE Inc: \$113 CN: \$1,644 RW Inc: \$0 RW: \$0 Utilities: \$0 NonContract: \$0 Other: \$0 Budget Transfer: \$0	\$1,262 \$9 \$61 \$1,192 \$0 \$0 \$0 \$0 \$0 \$0 \$0	-31.30% \$ Difference -\$575
		Completion 2/7/2013	Reason(s):	* The cost estimate deviated from the actual cost due to competition among contractors and lower than expected engineering costs.			CN Award Cost + Cont. \$1,186
Jackson	435	4I2355	12/2011	Pavement improvements from State Line Road to Bannister Road within Kansas City.	\$3,172 PE: \$51 CE Inc: \$200 CN: \$2,921 RW Inc: \$0 RW: \$0 Utilities: \$0 NonContract: \$0 Other: \$0 Budget Transfer: \$0	\$1,741 \$0 \$86 \$1,655 \$0 \$0 \$0 \$0 \$0 \$0	-45.11% \$ Difference -\$1431
		Completion 2/7/2013	Reason(s):	* The cost estimate deviated from the actual cost due to competition among contractors and lower than expected engineering costs.			CN Award Cost + Cont. \$1,649
Jackson	49	4P2331B	12/2011	Pavement improvements including pedestrian upgrades on crossovers and outer roads from Blue Ridge to 163rd Street in Grandview.	\$4,045 PE: \$128 CE Inc: \$252 CN: \$3,665 RW Inc: \$0 RW: \$0 Utilities: \$0 NonContract: \$0 Other: \$0 Budget Transfer: \$0	\$4,857 \$0 \$257 \$4,600 \$0 \$0 \$0 \$0 \$0 \$0	20.07% \$ Difference \$812
		Completion 5/6/2013	Reason(s):	* The cost estimate deviated from the actual cost due to changing conditions after the estimate was established and changes made to project during construction.			CN Award Cost + Cont. \$4,284

Program Estimates Compared to Costs of Projects Completed SFY 2013
RSMo.21.795.2(5,6)

(Dollars in Thousands)

County	Route	Job Number	SFY Award Date	Description of Improvement / Location	Estimate	Cost to Complete	Percent Difference
Jackson	50	4P2025	2/2011	Median protection from 2nd Street to Chipman Road in the city of Lee's Summit.	\$381 PE: \$48 CE Inc: \$21 CN: \$312 RW Inc: \$0 RW: \$0 Utilities: \$0 NonContract: \$0 Other: \$0 Budget Transfer: \$0	\$544 \$34 \$46 \$464 \$0 \$0 \$0 \$0 \$0 \$0	42.78% \$ Difference \$163
		Completion 2/7/2013	Reason(s):	* The cost estimate deviated from the actual cost due to additional requirements after estimates were established, higher than expected inspection costs and changes made to project during construction.			CN Award Cost + Cont. \$447
Jackson	50	4P2281	11/2010	Pavement improvements from Rte. RA to the Johnson County line.	\$3,389 PE: \$100 CE Inc: \$211 CN: \$3,077 RW Inc: \$0 RW: \$0 Utilities: \$0 NonContract: \$1 Other: \$0 Budget Transfer: \$0	\$2,851 \$45 \$137 \$2,669 \$0 \$0 \$0 \$0 \$0 \$0	-15.87% \$ Difference -\$538
		Completion 2/21/2013	Reason(s):	* The cost estimate deviated from the actual cost due to changing conditions after the estimate was established and lower than expected engineering costs.			CN Award Cost + Cont. \$2,431
Jackson	670	4I2023B	5/2011	Bridge improvements at Broadway Street within Kansas City. Involves bridge A1117. \$2,654,000 from MARC-BRM funds. \$752,000 Enhancement funds.	\$6,726 PE: \$391 CE Inc: \$391 CN: \$5,694 RW Inc: \$0 RW: \$0 Utilities: \$250 NonContract: \$0 Other: \$0 Budget Transfer: \$0	\$6,183 \$752 \$348 \$4,943 \$0 \$0 \$140 \$0 \$0 \$0	-8.07% \$ Difference -\$543
		Completion 8/21/2012	Reason(s):	* The project cost to complete was within +/- 10 percent of the estimate.			CN Award Cost + Cont. \$5,056

Note: Estimates include actual right of way spent for jobs without programmed right of way.

Program Estimates Compared to Costs of Projects Completed SFY 2013
RSMo.21.795.2(5,6)

(Dollars in Thousands)

County	Route	Job Number	SFY Award Date	Description of Improvement / Location	Estimate	Cost to Complete	Percent Difference
Jackson	7	451752	4/2011	Payback to Blue Springs in SFY 2011 for intersection improvements at Colbern Road. Let by Blue Springs. MoDOT's share is the remainder of funds not expended in project 4P1479 and HP Demo ID MO178/7-1(30)learnmark totaling \$2,524,500 (from the 2006 Approps).	\$3,160 PE: \$15 CE Inc: \$0 CN: \$0 RW Inc: \$0 RW: \$0 Utilities: \$0 NonContract: \$3,145 Other: \$0 Budget Transfer: \$0	\$3,170 \$24 \$0 \$0 \$0 \$0 \$0 \$3,145 \$0 \$0	0.32% \$ Difference \$10 CN Award Cost + Cont. \$2,958
		Completion 5/6/2013	Reason(s):	* The project cost to complete was within +/- 10 percent of the estimate.			
Jackson	7	451842	5/2010	Resurfacing and shoulder treatments from Rte. 24 to Pink Hill Road in the City of Independence.	\$3,624 PE: \$64 CE Inc: \$172 CN: \$2,508 RW Inc: \$51 RW: \$154 Utilities: \$675 NonContract: \$0 Other: \$0 Budget Transfer: \$0	\$3,296 \$277 \$254 \$2,601 \$64 \$100 \$0 \$0 \$0 \$0	-9.05% \$ Difference -\$328 CN Award Cost + Cont. \$2,461
		Completion 3/21/2013	Reason(s):	* The project cost to complete was within +/- 10 percent of the estimate.			
Jackson	70	411790	1/2010	Rehabilitate eastbound bridges from Troost to Rte. 40. * Economic Recovery Project*	\$12,121 PE: \$904 CE Inc: \$734 CN: \$10,482 RW Inc: \$0 RW: \$0 Utilities: \$0 NonContract: \$1 Other: \$0 Budget Transfer: \$0	\$5,820 \$69 \$721 \$5,030 \$0 \$0 \$0 \$0 \$0 \$0	-51.98% \$ Difference -\$6301 CN Award Cost + Cont. \$6,673
		Completion 7/19/2012	Reason(s):	* The cost estimate deviated from the actual cost due to competition among contractors, changes made to project during construction and lower than expected design costs.			

Program Estimates Compared to Costs of Projects Completed SFY 2013
RSMo.21.795.2(5,6)

(Dollars in Thousands)

County	Route	Job Number	SFY Award Date	Description of Improvement / Location	Estimate	Cost to Complete	Percent Difference
Jackson	70	411790B	3/2011	Bridge improvements at Rte. 40 and Sterling Avenue in Independence. Involves bridges L0972 and L0973.	\$6,823 PE: \$1,126 CE Inc: \$365 CN: \$5,322 RW Inc: \$0 RW: \$10 Utilities: \$0 NonContract: \$0 Other: \$0 Budget Transfer: \$0	\$4,171 \$102 \$272 \$3,777 \$14 \$6 \$0 \$0 \$0 \$0	-38.87% \$ Difference -\$2652
		Completion 2/21/2013	Reason(s):	* The cost estimate deviated from the actual cost due to changing conditions after the estimate was established and lower than expected engineering costs.			CN Award Cost + Cont. \$3,817
Jackson	71	4P2027	2/2011	Median protection at various locations from 63rd Street in Kansas City to Rte. 7 in Harrisonville.	\$3,586 PE: \$220 CE Inc: \$216 CN: \$3,150 RW Inc: \$0 RW: \$0 Utilities: \$0 NonContract: \$0 Other: \$0 Budget Transfer: \$0	\$2,066 \$49 \$97 \$1,920 \$0 \$0 \$0 \$0 \$0 \$0	-42.39% \$ Difference -\$1520
		Completion 2/7/2013	Reason(s):	* The cost estimate deviated from the actual cost due to performing projects in combination and lower than expected engineering costs.			CN Award Cost + Cont. \$2,001
Jackson	Blue Ridge Blvd.	4B0802H	5/2011	Bridge improvements on Blue Ridge Blvd. over Rte. 350. Funded by GARVEE. Project involves bridge L0126. Part of the Safe and Sound program.	\$1,727 PE: \$90 CE Inc: \$105 CN: \$1,532 RW Inc: \$0 RW: \$0 Utilities: \$0 NonContract: \$0 Other: \$0 Budget Transfer: \$0	\$1,134 \$0 \$83 \$1,051 \$0 \$0 \$0 \$0 \$0 \$0	-34.34% \$ Difference -\$593
		Completion 12/6/2012	Reason(s):	* The cost estimate deviated from the actual cost due to changing conditions after the estimate was established, competition among contractors and lower than expected design costs.			CN Award Cost + Cont. \$999

Note: Estimates include actual right of way spent for jobs without programmed right of way.

Program Estimates Compared to Costs of Projects Completed SFY 2013
RSMo.21.795.2(5,6)

(Dollars in Thousands)

County	Route	Job Number	SFY Award Date	Description of Improvement / Location	Estimate	Cost to Complete	Percent Difference
Jackson	FF	4S1868	5/2010	Thin pavement treatment from Rte. 7 near Independence to the Lafayette County line.	\$666 PE: \$18 CE Inc: \$42 CN: \$606 RW Inc: \$0 RW: \$0 Utilities: \$0 NonContract: \$0 Other: \$0 Budget Transfer: \$0	\$817 \$29 \$12 \$776 \$0 \$0 \$0 \$0 \$0 \$0	22.67% \$ Difference \$151
		Completion 3/21/2013	Reason(s):	* The cost estimate deviated from the actual cost due to changes made to project during construction and changing conditions after the estimate was established.			CN Award Cost + Cont. \$689
Jackson	Various	4Q1572D	0/0	Operation Green Light video integration with Kansas City Scout in Jackson County.	\$786 PE: \$0 CE Inc: \$0 CN: \$786 RW Inc: \$0 RW: \$0 Utilities: \$0 NonContract: \$0 Other: \$0 Budget Transfer: \$0	\$119 \$0 \$0 \$119 \$0 \$0 \$0 \$0 \$0 \$0	-84.86% \$ Difference -\$667
		Completion 5/6/2013	Reason(s):	* The cost estimate deviated from the actual cost due to changing conditions after the estimate was established.			CN Award Cost + Cont. \$0
Johnson	13	4P1339	1/2011	Pavement improvements from south of Rte. BB in Johnson County to south of Rte. N in Henry County.	\$2,458 PE: \$310 CE Inc: \$138 CN: \$2,010 RW Inc: \$0 RW: \$0 Utilities: \$0 NonContract: \$0 Other: \$0 Budget Transfer: \$0	\$2,029 \$228 \$96 \$1,705 \$0 \$0 \$0 \$0 \$0 \$0	-17.45% \$ Difference -\$429
		Completion 3/21/2013	Reason(s):	* The cost estimate deviated from the actual cost due to recent changes in market prices for project components and lower than expected engineering costs.			CN Award Cost + Cont. \$1,685

Program Estimates Compared to Costs of Projects Completed SFY 2013
RSMo.21.795.2(5,6)

(Dollars in Thousands)

County	Route	Job Number	SFY Award Date	Description of Improvement / Location	Estimate	Cost to Complete	Percent Difference
Johnson	13	4P2178	12/2011	Pavement improvements on Rte. 13 from NW County Road 400 to Rte. 50; Bus. 13 from Rte. 50 to Bus. 50; and state right of way on Simpson Drive, Stahl Drive and Pride Avenue in Warrensburg.	\$920 PE: \$27 CE Inc: \$57 CN: \$835 RW Inc: \$0 RW: \$0 Utilities: \$0 NonContract: \$1 Other: \$0 Budget Transfer: \$0	\$1,154 \$28 \$78 \$1,049 \$0 \$0 \$0 \$0 \$0 \$0	25.43% \$ Difference \$234
		Completion 4/19/2013	Reason(s):	* The cost estimate deviated from the actual cost due to changing conditions after the estimate was established.			CN Award Cost + Cont. \$1,105
Johnson	13	4P2184	4/2011	Pavement improvements from Bus. 50 to Rte. DD in the city of Warrensburg.	\$559 PE: \$14 CE Inc: \$0 CN: \$545 RW Inc: \$0 RW: \$0 Utilities: \$0 NonContract: \$0 Other: \$0 Budget Transfer: \$0	\$408 \$19 \$26 \$363 \$0 \$0 \$0 \$0 \$0 \$0	-27.01% \$ Difference -\$151
		Completion 2/21/2013	Reason(s):	* The cost estimate deviated from the actual cost due to performing projects in combination.			CN Award Cost + Cont. \$385
Johnson	2	3S3001	3/2012	Pavement improvements from the Cass County line to the Henry County line.	\$1,394 PE: \$25 CE Inc: \$88 CN: \$1,281 RW Inc: \$0 RW: \$0 Utilities: \$0 NonContract: \$0 Other: \$0 Budget Transfer: \$0	\$1,183 \$0 \$41 \$1,143 \$0 \$0 \$0 \$0 \$0 \$0	-15.14% \$ Difference -\$211
		Completion 10/19/2012	Reason(s):	* The cost estimate deviated from the actual cost due to changing conditions after the estimate was established and lower than expected engineering costs.			CN Award Cost + Cont. \$1,073

Note: Estimates include actual right of way spent for jobs without programmed right of way.

Program Estimates Compared to Costs of Projects Completed SFY 2013
RSMo.21.795.2(5,6)

(Dollars in Thousands)

County	Route	Job Number	SFY Award Date	Description of Improvement / Location	Estimate	Cost to Complete	Percent Difference
Johnson	50	4P1674	11/2011	Pavement improvements from Jackson County line to County Road 1501.	\$2,862 PE: \$197 CE Inc: \$171 CN: \$2,494 RW Inc: \$0 RW: \$0 Utilities: \$0 NonContract: \$0 Other: Budget Transfer:	\$2,757 \$2 \$112 \$2,643 \$0 \$0 \$0 \$0 \$0 \$0 \$0	-3.67% \$ Difference -\$105
		Completion 2/7/2013	Reason(s):	* The project cost to complete was within +/- 10 percent of the estimate.			CN Award Cost + Cont. \$2,493
Lafayette	13	4L1111C	3/2011	Pavement improvements on Bus. 13 from Rte. 13 to Rte. 20; Rte. 213 from Rte. 24 to Rte. 20; Rte. 23 from Rte. 20 to I-70; Old Rte. 40 from Runge Rd to Rte 23.	\$2,452 PE: \$23 CE Inc: \$156 CN: \$2,273 RW Inc: \$0 RW: \$0 Utilities: \$0 NonContract: \$0 Other: Budget Transfer:	\$2,518 \$2 \$144 \$2,372 \$0 \$0 \$0 \$0 \$0 \$0	2.69% \$ Difference \$66
		Completion 4/19/2013	Reason(s):	* The project cost to complete was within +/- 10 percent of the estimate.			CN Award Cost + Cont. \$2,242
Pettis	50	5P2217	12/2011	Sidewalk improvements from Massachusetts Avenue to Prospect Avenue in Sedalia. \$233,000 District Enhancement funds. STP-9900(577).	\$321 PE: \$10 CE Inc: \$20 CN: \$291 RW Inc: \$0 RW: \$0 Utilities: \$0 NonContract: \$0 Other: Budget Transfer:	\$348 \$0 \$77 \$271 \$0 \$0 \$0 \$0 \$0 \$0	8.41% \$ Difference \$27
		Completion 9/20/2012	Reason(s):	* The project cost to complete was within +/- 10 percent of the estimate.			CN Award Cost + Cont. \$281

Program Estimates Compared to Costs of Projects Completed SFY 2013
RSMo.21.795.2(5,6)

(Dollars in Thousands)

County	Route	Job Number	SFY Award Date	Description of Improvement / Location	Estimate	Cost to Complete	Percent Difference
Pettis	65	5P0967	10/2010	Pavement improvements on southbound lanes from Rte. B in Sedalia to Rte. 52 north junction.	\$1,738 PE: \$50 CE Inc: \$108 CN: \$1,580 RW Inc: \$0 RW: \$0 Utilities: \$0 NonContract: \$0 Other: \$0 Budget Transfer: \$0	\$1,333 \$14 \$55 \$1,264 \$0 \$0 \$0 \$0 \$0 \$0	-23.30% \$ Difference -\$405
		Completion 2/7/2013	Reason(s):	* The cost estimate deviated from the actual cost due to performing projects in combination and lower than expected engineering costs.			CN Award Cost + Cont. \$1,202
Pettis	65	5P0968	10/2010	Pavement improvements on northbound lanes from the Rte. 52 north junction at the Benton County line to Rte. B in Sedalia.	\$2,160 PE: \$30 CE Inc: \$137 CN: \$1,993 RW Inc: \$0 RW: \$0 Utilities: \$0 NonContract: \$0 Other: \$0 Budget Transfer: \$0	\$1,502 \$12 \$57 \$1,432 \$0 \$0 \$0 \$0 \$0 \$0	-30.46% \$ Difference -\$658
		Completion 2/7/2013	Reason(s):	* The cost estimate deviated from the actual cost due to performing projects in combination and lower than expected engineering costs.			CN Award Cost + Cont. \$1,411
Platte	152	4S1926	12/2010	Pavement improvements from Rte. N to Rte. 1.	\$6,392 PE: \$160 CE Inc: \$400 CN: \$5,832 RW Inc: \$0 RW: \$0 Utilities: \$0 NonContract: \$0 Other: \$0 Budget Transfer: \$0	\$5,882 \$21 \$244 \$5,617 \$0 \$0 \$0 \$0 \$0 \$0	-7.98% \$ Difference -\$510
		Completion 2/21/2013	Reason(s):	* The project cost to complete was within +/- 10 percent of the estimate.			CN Award Cost + Cont. \$5,424

Note: Estimates include actual right of way spent for jobs without programmed right of way.

Program Estimates Compared to Costs of Projects Completed SFY 2013
RSMo.21.795.2(5,6)

(Dollars in Thousands)

County	Route	Job Number	SFY Award Date	Description of Improvement / Location	Estimate	Cost to Complete	Percent Difference
Platte	435	412327	5/2011	Pavement repair and drainage improvements from I-29 to Cookingham Drive in Kansas City.	\$2,732	\$2,166	-20.72%
					PE: \$103	\$63	\$ Difference -\$566
					CE Inc: \$169	\$128	
					CN: \$2,460	\$1,975	
					RW Inc: \$0	\$0	
					RW: \$0	\$0	CN Award Cost + Cont. \$1,473
					Utilities: \$0	\$0	
					NonContract: \$0	\$0	
					Other: \$0	\$0	
					Budget Transfer: \$0	\$0	
Platte	435	412327B	5/2011	Pavement improvements from I-29 to Cookingham Drive in Kansas City.	\$5,442	\$4,642	-14.70%
					PE: \$148	\$10	\$ Difference -\$800
					CE Inc: \$340	\$127	
					CN: \$4,954	\$4,505	
					RW Inc: \$0	\$0	
					RW: \$0	\$0	CN Award Cost + Cont. \$4,934
					Utilities: \$0	\$0	
					NonContract: \$0	\$0	
					Other: \$0	\$0	
					Budget Transfer: \$0	\$0	
Platte	45	4P2203	6/2011	Bridge replacement over the Platte River near Farley. Project involves bridge K0266.	\$7,820	\$4,810	-38.49%
					PE: \$814	\$348	\$ Difference -\$3010
					CE Inc: \$429	\$353	
					CN: \$6,258	\$3,923	
					RW Inc: \$2	\$33	CN Award Cost + Cont. \$3,968
					RW: \$105	\$104	
					Utilities: \$212	\$49	
					NonContract: \$0	\$0	
					Other: \$0	\$0	
					Budget Transfer: \$0	\$0	

Program Estimates Compared to Costs of Projects Completed SFY 2013
RSMo.21.795.2(5,6)

(Dollars in Thousands)

County	Route	Job Number	SFY Award Date	Description of Improvement / Location	Estimate	Cost to Complete	Percent Difference
Platte	45	4P2358	3/2012	Pavement improvements from the Buchanan County line to just south of Rte. 273.	\$2,624 PE: \$25 CE Inc: \$167 CN: \$2,431 RW Inc: \$0 RW: \$0 Utilities: \$0 NonContract: \$1 Other: \$0 Budget Transfer: \$0	\$2,268 \$58 \$38 \$2,172 \$0 \$0 \$0 \$0 \$0 \$0	-13.57% \$ Difference -\$356
		Completion 3/7/2013	Reason(s): * The cost estimate deviated from the actual cost due to recent changes in market prices for project components and lower than expected inspection costs.				CN Award Cost + Cont. \$2,061
Platte	635	4I2382	3/2012	Bridge painting on various bridges along I-29, I-435 and I-635.	\$2,368 PE: \$58 CE Inc: \$148 CN: \$2,162 RW Inc: \$0 RW: \$0 Utilities: \$0 NonContract: \$0 Other: \$0 Budget Transfer: \$0	\$1,358 \$3 \$78 \$1,277 \$0 \$0 \$0 \$0 \$0 \$0	-42.65% \$ Difference -\$1010
		Completion 3/7/2013	Reason(s): * The cost estimate deviated from the actual cost due to recent changes in market prices for project components and lower than expected engineering costs.				CN Award Cost + Cont. \$1,291
Platte	9	4U1192	12/2009	Replace bridge over White Aloe Branch 0.2 mile south of Rte. FF. Suballocated MARC ARRA providing \$105,000 and \$599,000 provided by other sources. Project is a cost participation with the city of Parkville. Project involves bridge F0151. *Economic Recovery Project**	\$904 PE: \$130 CE Inc: \$45 CN: \$653 RW Inc: \$7 RW: \$18 Utilities: \$33 NonContract: \$18 Other: \$0 Budget Transfer: \$0	\$1,192 \$277 \$191 \$677 \$11 \$36 \$0 \$0 \$0 \$0	31.86% \$ Difference \$288
		Completion 8/6/2012	Reason(s): * The cost estimate deviated from the actual cost due to higher than expected engineering costs and changes made to project during construction.				CN Award Cost + Cont. \$638

Note: Estimates include actual right of way spent for jobs without programmed right of way.

Program Estimates Compared to Costs of Projects Completed SFY 2013
RSMo.21.795.2(5,6)

(Dollars in Thousands)

County	Route	Job Number	SFY Award Date	Description of Improvement / Location	Estimate	Cost to Complete	Percent Difference
Platte	92	4P2015	0/0	Payment to KDOT in SFY 2012 for bridge repairs. Payment to KDOT in SFY 2012 for bridge repairs. Project involves bridge K0941.	\$814	\$814	0.00%
					PE: \$0	\$0	\$ Difference \$0
					CE Inc: \$0	\$0	
					CN: \$814	\$814	
Platte	92	Completion 1/9/2013	Reason(s):	* The project cost to complete was within +/- 10 percent of the estimate.	RW Inc: \$0	\$0	CN Award
					RW: \$0	\$0	Cost + Cont. \$0
					Utilities: \$0	\$0	
					NonContract: \$0	\$0	
					Other: \$0	\$0	
					Budget Transfer: \$0	\$0	
Platte	92	4P2313	0/0	Payment to KDOT for bridge rehabilitation work done at the Missouri River crossing near Leavenworth, KS. Payment represents 50% of the cost of work done by KDOT. Involves bridge K0941.	\$1,578	\$1,768	12.04%
					PE: \$3	\$0	\$ Difference \$190
					CE Inc: \$0	\$0	
					CN: \$1,575	\$1,768	
Platte	92	Completion 3/15/2013	Reason(s):	* The cost estimate deviated from the actual cost due to changes made to project during construction.	RW Inc: \$0	\$0	CN Award
					RW: \$0	\$0	Cost + Cont. \$0
					Utilities: \$0	\$0	
					NonContract: \$0	\$0	
					Other: \$0	\$0	
					Budget Transfer: \$0	\$0	
Platte	92	4P3003	2/2012	Slope repair due to flood damage at the Platte River just south of Rte. 273 near the city of Tracy.	\$384	\$136	-64.58%
					PE: \$2	\$0	\$ Difference -\$248
					CE Inc: \$25	\$9	
					CN: \$357	\$126	
Platte	92	Completion 8/21/2012	Reason(s):	* The cost estimate deviated from the actual cost due to changing conditions after the estimate was established and lower than expected engineering costs.	RW Inc: \$0	\$0	CN Award
					RW: \$0	\$0	Cost + Cont. \$132
					Utilities: \$0	\$0	
					NonContract: \$0	\$0	
					Other: \$0	\$0	
					Budget Transfer: \$0	\$0	

Program Estimates Compared to Costs of Projects Completed SFY 2013
RSMo.21.795.2(5,6)

(Dollars in Thousands)

County	Route	Job Number	SFY Award Date	Description of Improvement / Location	Estimate	Cost to Complete	Percent Difference
Platte	N	4S1778	12/2011	Intersection improvements at 136th Street. \$542,000 from Platte County and \$452,270 from 2008 Federal Transportation and Community and System Preservation funds.	\$1,417 PE: \$92 CE Inc: \$70 CN: \$1,018 RW Inc: \$11 RW: \$49 Utilities: \$177 NonContract: \$0 Other: \$0 Budget Transfer: \$0	\$1,355 \$108 \$98 \$997 \$7 \$66 \$79 \$0 \$0 \$0	-4.38% \$ Difference -\$62
		Completion 3/7/2013	Reason(s):	* The project cost to complete was within +/- 10 percent of the estimate.			CN Award Cost + Cont. \$994
Ray	10	4P2173	11/2011	Pavement and shoulder improvements from west of Rte. C to Rte. 13 and two sections of Old Rte. 10 east of Richmond. \$110,600 from Repeat Offender Program funds.	\$838 PE: \$36 CE Inc: \$51 CN: \$750 RW Inc: \$0 RW: \$0 Utilities: \$0 NonContract: \$1 Other: \$0 Budget Transfer: \$0	\$1,080 \$40 \$52 \$988 \$0 \$0 \$0 \$0 \$0 \$0	28.88% \$ Difference \$242
		Completion 4/19/2013	Reason(s):	* The cost estimate deviated from the actual cost due to changing conditions after the estimate was established and changes made to project during construction.			CN Award Cost + Cont. \$965
Saline	65	2P2169Z	0/0	Payback in SFY 2012 from the Cost Share program to Saline County for the acceleration of 2P2169.	\$140 PE: \$0 CE Inc: \$0 CN: \$0 RW Inc: \$0 RW: \$0 Utilities: \$0 NonContract: \$140 Other: \$0 Budget Transfer: \$0	\$97 \$0 \$0 \$0 \$0 \$0 \$0 \$97 \$0 \$0	-30.71% \$ Difference -\$43
		Completion 9/26/2012	Reason(s):	* The cost estimate deviated from the actual cost due to changing conditions after the estimate was established.			CN Award Cost + Cont. \$0

Note: Estimates include actual right of way spent for jobs without programmed right of way.

Program Estimates Compared to Costs of Projects Completed SFY 2013
RSMo.21.795.2(5,6)

(Dollars in Thousands)

County	Route	Job Number	SFY Award Date	Description of Improvement / Location	Estimate	Cost to Complete	Percent Difference
Saline	70	212152	11/2011	Pavement improvements under overpasses at Rtes. YY, K/EE, and 127. Resurface eastbound and westbound lanes including shoulders from Lafayette County line to the Blackwater River.	\$10,545 PE: \$310 CE Inc: \$657 CN: \$9,578 RW Inc: \$0 RW: \$0 Utilities: \$0 NonContract: \$0 Other: \$0 Budget Transfer: \$0	\$8,359 \$68 \$415 \$7,876 \$0 \$0 \$0 \$0 \$0 \$0 \$0	-20.73% \$ Difference -\$2186
		Completion 4/19/2013	Reason(s):	* The cost estimate deviated from the actual cost due to competition among contractors and lower than expected engineering costs.			CN Award Cost + Cont. \$7,431
Various	Various	212163F	5/2011	On-call interstate asphalt repair at various interstate locations in the urban Kansas City District.	\$1,070 PE: \$0 CE Inc: \$70 CN: \$1,000 RW Inc: \$0 RW: \$0 Utilities: \$0 NonContract: \$0 Other: \$0 Budget Transfer: \$0	\$565 \$0 \$15 \$550 \$0 \$0 \$0 \$0 \$0 \$0	-47.20% \$ Difference -\$505
		Completion 8/21/2012	Reason(s):	* The cost estimate deviated from the actual cost due to this being an on-call repair project. The need for repairs was not as high as estimated.			CN Award Cost + Cont. \$1,000
Various	Various	212163G	5/2011	On-call preventive concrete pavement repair at various interstate locations in the urban Kansas City District.	\$1,070 PE: \$0 CE Inc: \$70 CN: \$1,000 RW Inc: \$0 RW: \$0 Utilities: \$0 NonContract: \$0 Other: \$0 Budget Transfer: \$0	\$997 \$0 \$103 \$894 \$0 \$0 \$0 \$0 \$0 \$0	-6.82% \$ Difference -\$73
		Completion 9/20/2012	Reason(s):	* The project cost to complete was within +/- 10 percent of the estimate.			CN Award Cost + Cont. \$1,000

Program Estimates Compared to Costs of Projects Completed SFY 2013
RSMo.21.795.2(5,6)

(Dollars in Thousands)

County	Route	Job Number	SFY Award Date	Description of Improvement / Location	Estimate	Cost to Complete	Percent Difference
Various	Various	411566 Completion 6/12/2013	8/2002 Reason(s):	KC Scout and Transit Interface, Clay County ITS deployment and ramp metering on I-435 at various locations in Kansas City region. \$409,000 state funds and \$613,000 soft match. Includes design & deployment of ramp metering. * The cost estimate deviated from the actual cost due to changes made to project during construction.	\$1,431	\$566	-60.45%
					PE: \$0	\$0	\$ Difference
					CE Inc: \$0	\$5	-\$865
					CN: \$1,431	\$561	
					RW Inc: \$0	\$0	
					RW: \$0	\$0	CN Award
					Utilities: \$0	\$0	Cost + Cont.
					NonContract: \$0	\$0	\$1,431
					Other: \$0	\$0	
					Budget Transfer: \$0	\$0	
Various	Various	412370 Completion 1/18/2013	4/2012 Reason(s):	Repair slides along I-70 from Lee's Summit Road to Blue Ridge Cutoff, at I-29 and Davidson Road, at Rte. 210 and Searcy Creek Parkway, I-29/35 interchange and other various locations in urban Kansas City District. * The cost estimate deviated from the actual cost due to changing conditions after the estimate was established and changes made to project during construction.	\$237	\$401	69.20%
					PE: \$28	\$40	\$ Difference
					CE Inc: \$13	\$6	\$164
					CN: \$196	\$355	
					RW Inc: \$0	\$0	
					RW: \$0	\$0	CN Award
					Utilities: \$0	\$0	Cost + Cont.
					NonContract: \$0	\$0	\$335
					Other: \$0	\$0	
					Budget Transfer: \$0	\$0	
Various	Various	402347 Completion 2/7/2013	6/2011 Reason(s):	Construct a 10' shared use path along Rte. 150 from Rte. 71 to Horridge Road in Lee's Summit. \$1,328,000 Statewide Enhancement funds. * The cost estimate deviated from the actual cost due to competition among contractors.	\$1,755	\$1,117	-36.35%
					PE: \$31	\$7	\$ Difference
					CE Inc: \$111	\$88	-\$638
					CN: \$1,612	\$1,019	
					RW Inc: \$1	\$0	
					RW: \$0	\$0	CN Award
					Utilities: \$0	\$0	Cost + Cont.
					NonContract: \$0	\$0	\$1,019
					Other: \$3	\$3	
					Budget Transfer: \$0	\$0	

Program Estimates Compared to Costs of Projects Completed SFY 2013
RSMo.21.795.2(5,6)

(Dollars in Thousands)

County	Route	Job Number	SFY Award Date	Description of Improvement / Location	Estimate	Cost to Complete	Percent Difference	
Various	Various	4P0145B Completion 2/27/2013	7/2010 Reason(s):	Payment beginning in SFY 2011 for 3M tape installation warranty. Urban Kansas City District share. Funding by operations funds. * The project cost to complete was within +/- 10 percent of the estimate.	\$90	\$88	-2.22%	
					PE:	\$0	\$0	\$ Difference
					CE Inc:	\$0	\$0	-\$2
					CN:	\$0	\$0	
					RW Inc:	\$0	\$0	
					RW:	\$0	\$0	CN Award
					Utilities:	\$0	\$0	Cost + Cont.
					NonContract:	\$90	\$0	\$90
					Other:		\$88	
					Budget Transfer:		\$0	
Various	Various	4P1760 Completion 6/13/2013	3/2008 Reason(s):	Pavement treatment to improve safety at various urban locations. * The cost estimate deviated from the actual cost due to changes made to project during construction.	\$431	\$100	-76.80%	
					PE:	\$4	\$1	\$ Difference
					CE Inc:	\$27	\$1	-\$331
					CN:	\$400	\$97	
					RW Inc:	\$0	\$0	
					RW:	\$0	\$0	CN Award
					Utilities:	\$0	\$0	Cost + Cont.
					NonContract:	\$0	\$0	\$395
					Other:		\$0	
					Budget Transfer:		\$0	
Various	Various	4P1761 Completion 6/13/2013	3/2008 Reason(s):	Pavement treatment to improve safety at various rural locations. * The cost estimate deviated from the actual cost due to changes made to project during construction.	\$216	\$124	-42.59%	
					PE:	\$2	\$1	\$ Difference
					CE Inc:	\$14	\$1	-\$92
					CN:	\$200	\$122	
					RW Inc:	\$0	\$0	
					RW:	\$0	\$0	CN Award
					Utilities:	\$0	\$0	Cost + Cont.
					NonContract:	\$0	\$0	\$232
					Other:		\$0	
					Budget Transfer:		\$0	

Program Estimates Compared to Costs of Projects Completed SFY 2013
RSMo.21.795.2(5,6)

(Dollars in Thousands)

County	Route	Job Number	SFY Award Date	Description of Improvement / Location	Estimate	Cost to Complete	Percent Difference
Various	Various	4P1909	6/2010	Guardcable and guardrail repair at various locations in the rural Kansas City District.	\$489	\$2	-99.59%
					PE: \$9 CE Inc: \$31 CN: \$449 RW Inc: \$0 RW: \$0 Utilities: \$0 NonContract: \$0 Other: \$0 Budget Transfer: \$0	\$2 \$0 \$0 \$0 \$0 \$0 \$0 \$0	\$ Difference -\$487
Various	Various	Completion 1/25/2013	Reason(s):	* The cost estimate deviated from the actual cost due to this being an on-call repair project. The need for repairs was not as high as estimated.			CN Award Cost + Cont. \$207
Various	Various	4P1910	6/2011	On-call guard cable and guardrail repair in rural Kansas City District.	\$371	\$3	-99.19%
					PE: \$9 CE Inc: \$23 CN: \$339 RW Inc: \$0 RW: \$0 Utilities: \$0 NonContract: \$0 Other: \$0 Budget Transfer: \$0	\$3 \$0 \$0 \$0 \$0 \$0 \$0 \$0	\$ Difference -\$368
Various	Various	Completion 1/25/2013	Reason(s):	* The cost estimate deviated from the actual cost due to this being an on-call repair project. The need for repairs was not as high as estimated.			CN Award Cost + Cont. \$339
Various	Various	4P1913	6/2010	Guardcable and guardrail repair at various locations in the urban Kansas City District.	\$1,414	\$2	-99.86%
					PE: \$27 CE Inc: \$89 CN: \$1,298 RW Inc: \$0 RW: \$0 Utilities: \$0 NonContract: \$0 Other: \$0 Budget Transfer: \$0	\$2 \$0 \$0 \$0 \$0 \$0 \$0 \$0	\$ Difference -\$1412
Various	Various	Completion 1/25/2013	Reason(s):	* The cost estimate deviated from the actual cost due to this being an on-call repair project. The need for repairs was not as high as estimated.			CN Award Cost + Cont. \$796

Note: Estimates include actual right of way spent for jobs without programmed right of way.

Program Estimates Compared to Costs of Projects Completed SFY 2013
RSMo.21.795.2(5,6)

(Dollars in Thousands)

County	Route	Job Number	SFY Award Date	Description of Improvement / Location	Estimate	Cost to Complete	Percent Difference	
Various	Various	4P1914 Completion 1/25/2013	6/2011 Reason(s):	On-call guard cable and guardrail repair at various locations in the urban Kansas City District. * The cost estimate deviated from the actual cost due to this being an on-call repair project. The need for repairs was not as high as estimated.	\$1,541	\$3	-99.81% \$ Difference -\$1538	
					PE:	\$28	\$3	
					CE Inc:	\$97	\$0	
					CN:	\$1,416	\$0	
					RW Inc:	\$0	\$0	CN Award
					RW:	\$0	\$0	Cost + Cont.
					Utilities:	\$0	\$0	\$1,416
					NonContract:	\$0	\$0	
					Other:	\$0	\$0	
					Budget Transfer:	\$0	\$0	
Various	Various	4P2145 Completion 4/19/2013	0/2007 Reason(s):	3M tape installation at various locations throughout the urban Kansas City District. * The cost estimate deviated from the actual cost due to changes made to project during construction.	\$715	\$1,456	103.64% \$ Difference \$741	
					PE:	\$0	\$0	
					CE Inc:	\$0	\$25	
					CN:	\$603	\$1,432	
					RW Inc:	\$0	\$0	CN Award
					RW:	\$0	\$0	Cost + Cont.
					Utilities:	\$0	\$0	\$603
					NonContract:	\$112	\$0	
					Other:	\$0	\$0	
					Budget Transfer:	\$0	\$0	
Various	Various	4P2145B Completion 4/19/2013	0/2007 Reason(s):	3M tape installation at various locations throughout the rural Kansas City District. * The cost estimate deviated from the actual cost due to changes made to project during construction.	\$374	\$1,020	172.73% \$ Difference \$646	
					PE:	\$0	\$0	
					CE Inc:	\$0	\$12	
					CN:	\$322	\$1,008	
					RW Inc:	\$0	\$0	CN Award
					RW:	\$0	\$0	Cost + Cont.
					Utilities:	\$0	\$0	\$322
					NonContract:	\$52	\$0	
					Other:	\$0	\$0	
					Budget Transfer:	\$0	\$0	

**Program Estimates Compared to Costs of Projects Completed SFY 2013
RSMo.21.795.2(5,6)**

(Dollars in Thousands)

County	Route	Job Number	SFY Award Date	Description of Improvement / Location	Estimate	Cost to Complete	Percent Difference
Various	Various	4P2299	6/2010	On-call pavement treatments at various locations in the urban area. To improve pavements.	\$483	\$19	-96.07%
					PE: \$2 CE Inc: \$31 CN: \$450 RW Inc: \$0 RW: \$0 Utilities: \$0 NonContract: \$0 Other: \$0 Budget Transfer: \$0	\$1 \$1 \$17 \$0 \$0 \$0 \$0 \$0 \$0	\$ Difference -\$464
Various	Various	Completion 6/12/2013	Reason(s): 3/2011	* The cost estimate deviated from the actual cost due to this being an on-call repair project. The need for repairs was not as high as estimated.	\$3,236	\$3,230	-0.19%
					PE: \$30 CE Inc: \$206 CN: \$3,000 RW Inc: \$0 RW: \$0 Utilities: \$0 NonContract: \$0 Other: \$0 Budget Transfer: \$0	\$12 \$156 \$3,061 \$0 \$0 \$0 \$0 \$0 \$0	\$ Difference -\$6
Various	Various	Completion 2/7/2013	Reason(s): 2/2011	Pavement improvements on various minor routes in the urban Kansas City District. * The project cost to complete was within +/- 10 percent of the estimate.	\$2,196	\$2,060	-6.19%
					PE: \$59 CE Inc: \$137 CN: \$2,000 RW Inc: \$0 RW: \$0 Utilities: \$0 NonContract: \$0 Other: \$0 Budget Transfer: \$0	\$1 \$142 \$1,918 \$0 \$0 \$0 \$0 \$0 \$0	\$ Difference -\$136
Various	Various	Completion 9/6/2012	Reason(s): 2/2011	Preventive maintenance on various bridges in urban District 4. * The project cost to complete was within +/- 10 percent of the estimate.	\$2,196	\$2,060	-6.19%
					PE: \$59 CE Inc: \$137 CN: \$2,000 RW Inc: \$0 RW: \$0 Utilities: \$0 NonContract: \$0 Other: \$0 Budget Transfer: \$0	\$1 \$142 \$1,918 \$0 \$0 \$0 \$0 \$0 \$0	\$ Difference -\$136

Program Estimates Compared to Costs of Projects Completed SFY 2013
RSMo.21.795.2(5,6)

(Dollars in Thousands)

County	Route	Job Number	SFY Award Date	Description of Improvement / Location	Estimate	Cost to Complete	Percent Difference
Various	Various	4P2323	2/2012	Pavement improvements on various minor routes in the urban Kansas City District. \$163,550 transfer from Northwest District operating budget.	\$2,010 PE: \$6 CE Inc: \$129 CN: \$1,875 RW Inc: \$0 RW: \$0 Utilities: \$0 NonContract: \$0 Other: \$0 Budget Transfer: \$0	\$2,162 \$1 \$92 \$2,068 \$0 \$0 \$0 \$0 \$0 \$0	7.56% \$ Difference \$152
		Completion 2/7/2013	Reason(s): * The project cost to complete was within +/- 10 percent of the estimate.				CN Award Cost + Cont. \$1,995
Various	Various	4P2323B	4/2012	Pavement improvements on various routes in Platte and Cass County. \$62,346 transfer from Northwest District operating budget.	\$1,207 PE: \$5 CE Inc: \$77 CN: \$1,125 RW Inc: \$0 RW: \$0 Utilities: \$0 NonContract: \$0 Other: \$0 Budget Transfer: \$0	\$1,163 \$0 \$62 \$1,101 \$0 \$0 \$0 \$0 \$0 \$0	-3.65% \$ Difference -\$44
		Completion 12/19/2012	Reason(s): * The project cost to complete was within +/- 10 percent of the estimate.				CN Award Cost + Cont. \$1,043
Various	Various	4P2324	2/2011	Pavement improvements on various ramps at various locations in the urban Kansas City District.	\$3,231 PE: \$25 CE Inc: \$206 CN: \$3,000 RW Inc: \$0 RW: \$0 Utilities: \$0 NonContract: \$0 Other: \$0 Budget Transfer: \$0	\$2,327 \$21 \$149 \$2,156 \$0 \$0 \$0 \$0 \$0 \$0	-27.98% \$ Difference -\$904
		Completion 9/20/2012	Reason(s): * The cost estimate deviated from the actual cost due to changes made to project during construction.				CN Award Cost + Cont. \$2,975

Program Estimates Compared to Costs of Projects Completed SFY 2013
RSMo.21.795.2(5,6)

(Dollars in Thousands)

County	Route	Job Number	SFY Award Date	Description of Improvement / Location	Estimate	Cost to Complete	Percent Difference
Various	Various	4P2331	11/2011	Pavement improvements on Rtes. 50, 350, 7 and 291 in Jackson County.	\$3,664 PE: \$100 CE Inc: \$229 CN: \$3,335 RW Inc: \$0 RW: \$0 Utilities: \$0 NonContract: \$0 Other: \$0 Budget Transfer: \$0	\$3,254 \$0 \$216 \$3,038 \$0 \$0 \$0 \$0 \$0 \$0	-11.19% \$ Difference -\$410
		Completion 4/19/2013	Reason(s):	* The cost estimate deviated from the actual cost due to competition among contractors and lower than expected design costs.			CN Award Cost + Cont. \$2,990
Various	Various	4P2378	4/2012	Improve sign trusses at various locations in the urban Kansas City District.	\$762 PE: \$30 CE Inc: \$47 CN: \$685 RW Inc: \$0 RW: \$0 Utilities: \$0 NonContract: \$0 Other: \$0 Budget Transfer: \$0	\$648 \$12 \$52 \$584 \$0 \$0 \$0 \$0 \$0 \$0	-14.96% \$ Difference -\$114
		Completion 1/4/2013	Reason(s):	* The cost estimate deviated from the actual cost due to recent changes in market prices for project components, changes made to project during construction and lower than expected design costs.			CN Award Cost + Cont. \$626
Various	Various	4Q1767	0/0	SFY 2008 ITS Operations at various locations in Jackson, Clay, and Platte counties. \$2.074 million funded by KDOT. \$1,883,017 of these funds will be transferred to the District Operations budget.	\$4,121 PE: \$0 CE Inc: \$0 CN: \$4,121 RW Inc: \$0 RW: \$0 Utilities: \$0 NonContract: \$0 Other: \$0 Budget Transfer: \$0	\$4,121 \$0 \$0 \$2,595 \$0 \$0 \$0 \$0 \$0	0.00% \$ Difference \$0
		Completion 5/6/2013	Reason(s):	* The project cost to complete was within +/- 10 percent of the estimate.			CN Award Cost + Cont. \$0

Program Estimates Compared to Costs of Projects Completed SFY 2013
RSMo.21.795.2(5,6)

(Dollars in Thousands)

County	Route	Job Number	SFY Award Date	Description of Improvement / Location	Estimate	Cost to Complete	Percent Difference
Various	Various	4Q1768 Completion 5/6/2013	0/0 Reason(s):	SFY 2009 ITS operations at various locations in Jackson, Clay and Platte counties. Funds will be transferred to District Operations budget. \$2.141 million funded by KDOT. * The project cost to complete was within +/- 10 percent of the estimate.	\$4,925	\$4,925	0.00%
					PE: \$1	\$0	\$ Difference \$0
					CE Inc: \$0	\$0	
					CN: \$4,924	\$1,754	
					RW Inc: \$0	\$0	
					RW: \$0	\$0	CN Award
					Utilities: \$0	\$0	Cost + Cont. \$0
					NonContract: \$0	\$0	
					Other: \$0	\$0	
					Budget Transfer: \$3,171	\$3,171	
Various	Various	4Q1769 Completion 5/6/2013	0/0 Reason(s):	SFY 2010 ITS operations at various locations in Jackson, Cass, Clay, and Platte counties. \$2.248 million funded by KDOT. * The cost estimate deviated from the actual cost due to changing conditions after the estimate was established and expenses being charged to the District Operations budget.	\$4,938	\$1,857	-62.39%
					PE: \$1	\$0	\$ Difference -\$3081
					CE Inc: \$317	\$0	
					CN: \$4,620	\$1,857	
					RW Inc: \$0	\$0	
					RW: \$0	\$0	CN Award
					Utilities: \$0	\$0	Cost + Cont. \$0
					NonContract: \$0	\$0	
					Other: \$0	\$0	
					Budget Transfer: \$0	\$0	
Various	Various	4Q1769E Completion 5/6/2013	0/0 Reason(s):	Install Intelligent Transportation System (ITS) operations at various locations in Jackson, Cass, Clay, and Platte counties. Additional design, public involvement and planning work associated with KC Scout. * The project cost to complete was within +/- 10 percent of the estimate.	\$145	\$135	-6.90%
					PE: \$0	\$0	\$ Difference -\$10
					CE Inc: \$9	\$0	
					CN: \$136	\$135	
					RW Inc: \$0	\$0	
					RW: \$0	\$0	CN Award
					Utilities: \$0	\$0	Cost + Cont. \$0
					NonContract: \$0	\$0	
					Other: \$0	\$0	
					Budget Transfer: \$0	\$0	

Program Estimates Compared to Costs of Projects Completed SFY 2013
RSMo.21.795.2(5,6)

(Dollars in Thousands)

County	Route	Job Number	SFY Award Date	Description of Improvement / Location	Estimate	Cost to Complete	Percent Difference
Various	Various	452296	12/2010	Resurfacing of various minor routes in Platte and Clay Counties.	\$2,895 PE: \$10 CE Inc: \$185 CN: \$2,700	\$3,308 \$5 \$138 \$3,165	14.27% \$ Difference \$413
		Completion 4/19/2013	Reason(s):	* The cost estimate deviated from the actual cost due to changes made to project during construction and additional requirements after estimates were established.	RW Inc: \$0 RW: \$0 Utilities: \$0 NonContract: \$0 Other: \$0 Budget Transfer: \$0	CN Award Cost + Cont. \$2,854	
Various	Various	452297	11/2010	Pavement improvements of various minor routes in Jackson and Cass Counties.	\$1,409 PE: \$19 CE Inc: \$89 CN: \$1,301	\$1,201 \$0 \$43 \$1,157	-14.76% \$ Difference -\$208
		Completion 5/6/2013	Reason(s):	* The cost estimate deviated from the actual cost due to changing conditions after the estimate was established and lower than expected engineering costs.	RW Inc: \$0 RW: \$0 Utilities: \$0 NonContract: \$0 Other: \$0 Budget Transfer: \$0	CN Award Cost + Cont. \$1,173	
Various	Various	4U1130C	4/2009	Capacity improvements from Lumpkins Fork Creek to Horridge Road in the City of Kansas City. Second phase of construction of job 4U1130.	\$8,638 PE: \$2 CE Inc: \$555 CN: \$8,080	\$9,535 \$4 \$887 \$7,850	10.38% \$ Difference \$897
		Completion 6/6/2013	Reason(s):	* The cost estimate deviated from the actual cost due to higher than expected utility costs, changes made to project during construction and higher than expected inspection costs.	RW Inc: \$0 RW: \$0 Utilities: \$0 NonContract: \$1 Other: \$0 Budget Transfer: \$0	CN Award Cost + Cont. \$7,439	

Program Estimates Compared to Costs of Projects Completed SFY 2013
RSMo.21.795.2(5,6)

(Dollars in Thousands)

County	Route	Job Number	SFY Award Date	Description of Improvement / Location	Estimate	Cost to Complete	Percent Difference
Boone	124	5B0803C	2/2011	Bridge painting on Rte. 124 and Rte. NN over Perche Creek in Boone County and on Rte. D over Richland Creek in Morgan County. Project involves bridges L0200, R0023, and A1866. Funded by GARVEE. Part of the Safe and Sound program.	\$340 PE: \$0 CE Inc: \$22 CN: \$318 RW Inc: \$0 RW: \$0 Utilities: \$0 NonContract: \$0 Other: \$0 Budget Transfer: \$0	\$191 \$3 \$7 \$182 \$0 \$0 \$0 \$0 \$0	-43.82% \$ Difference -\$149 CN Award Cost + Cont. \$188
		Completion 1/4/2013	Reason(s):	* The cost estimate deviated from the actual cost due to competition among contractors and lower than expected inspection costs.			
Boone	63	5P0806	7/2009	Build a railroad bridge over Rte. 63 north of Rte. B in Columbia. Project actual costs charged to ARRA-ES05(003)*Economic Recovery Project*	\$8,564 PE: \$15 CE Inc: \$549 CN: \$8,000 RW Inc: \$0 RW: \$0 Utilities: \$0 NonContract: \$0 Other: \$0 Budget Transfer: \$0	\$3,795 \$0 \$0 \$3,795 \$0 \$0 \$0 \$0 \$0	-55.69% \$ Difference -\$4769 CN Award Cost + Cont. \$3,909
		Completion 1/3/2013	Reason(s):	* The cost estimate deviated from the actual cost due to competition among contractors and lower than expected inspection costs. Project actual costs charged to ARRA-ES05(003).			
Boone	63	5P2191	1/2011	Pavement improvements on the southbound lanes from Silver Fork Creek to Rte. 763.	\$2,549 PE: \$56 CE Inc: \$160 CN: \$2,333 RW Inc: \$0 RW: \$0 Utilities: \$0 NonContract: \$0 Other: \$0 Budget Transfer: \$0	\$2,056 \$2 \$119 \$1,935 \$0 \$0 \$0 \$0 \$0	-19.34% \$ Difference -\$493 CN Award Cost + Cont. \$1,701
		Completion 2/7/2013	Reason(s):	* The cost estimate deviated from the actual cost due to competition among contractors.			

Program Estimates Compared to Costs of Projects Completed SFY 2013
RSMo.21.795.2(5,6)

(Dollars in Thousands)

County	Route	Job Number	SFY Award Date	Description of Improvement / Location	Estimate	Cost to Complete	Percent Difference
Callaway	54	5P2175	2/2010	Resurfacing westbound lanes from Holts Summit to the Missouri River Bridge in Jefferson City. *Economic Recovery Project*	\$1,084 PE: \$15 CE Inc: \$69 CN: \$1,000 RW Inc: \$0 RW: \$0 Utilities: \$0 NonContract: \$0 Other: \$0 Budget Transfer: \$0	\$1,626 \$9 \$125 \$1,491 \$0 \$0 \$0 \$0 \$0 \$0	50.00% \$ Difference \$542
		Completion 2/7/2013	Reason(s): * The cost estimate deviated from the actual cost due to additional requirements after estimates were established and higher than expected inspection costs.				CN Award Cost + Cont. \$1,511
Callaway	70	2I2163J	5/2011	On-call preventive maintenance and pavement repair from Rte. YY (Williamsburg exit) to Rte. T in Foristell.	\$535 PE: \$0 CE Inc: \$35 CN: \$500 RW Inc: \$0 RW: \$0 Utilities: \$0 NonContract: \$0 Other: \$0 Budget Transfer: \$0	\$992 \$0 \$35 \$957 \$0 \$0 \$0 \$0 \$0 \$0	85.42% \$ Difference \$457
		Completion 5/21/2013	Reason(s): * The cost estimate deviated from the actual cost due to this being an on-call repair project. The need for repairs was higher than estimated.				CN Award Cost + Cont. \$500
Callaway	C	550927Z	0/0	Payback from the Cost Share Program to the city of Fulton in SFY 2013 for the acceleration of project 550927.	\$981 PE: \$0 CE Inc: \$0 CN: \$0 RW Inc: \$0 RW: \$0 Utilities: \$0 NonContract: \$981 Other: \$0 Budget Transfer: \$0	\$981 \$0 \$0 \$0 \$0 \$0 \$0 \$981 \$0 \$0	0.00% \$ Difference \$0
		Completion 12/13/2012	Reason(s): * The project cost to complete was within +/- 10 percent of the estimate.				CN Award Cost + Cont. \$0

Note: Estimates include actual right of way spent for jobs without programmed right of way.

Program Estimates Compared to Costs of Projects Completed SFY 2013
RSMo.21.795.2(5,6)

(Dollars in Thousands)

County	Route	Job Number	SFY Award Date	Description of Improvement / Location	Estimate	Cost to Complete	Percent Difference
Callaway	D	5L1205B	3/2012	Pavement improvements from I-70 to Rte. 94.	\$408 PE: \$1 CE Inc: \$26 CN: \$381 RW Inc: \$0 RW: \$0 Utilities: \$0 NonContract: \$0 Other: \$0 Budget Transfer:	\$379 \$0 \$10 \$368 \$0 \$0 \$0 \$0 \$0 \$0 \$0	-7.11% \$ Difference -\$29
		Completion 11/6/2012	Reason(s):	* The project cost to complete was within +/- 10 percent of the estimate.			CN Award Cost + Cont. \$367
Callaway	K	5L1205C	3/2012	Pavement improvements from Rte. D to Montgomery County line.	\$119 PE: \$1 CE Inc: \$8 CN: \$110 RW Inc: \$0 RW: \$0 Utilities: \$0 NonContract: \$0 Other: \$0 Budget Transfer:	\$122 \$0 \$3 \$119 \$0 \$0 \$0 \$0 \$0 \$0	2.52% \$ Difference \$3
		Completion 11/6/2012	Reason(s):	* The project cost to complete was within +/- 10 percent of the estimate.			CN Award Cost + Cont. \$120
Camden	5	5P0590	1/2008	Grading, drainage and paving for 4 lanes from 1.7 miles south of Nangua Arm of Lake of the Ozarks to 1 mile north of Camdenon. Relates to 5P0590B, 5P0590C and 5P0590E. Project involves four-lane relocation with freeway right of way.	\$13,178 PE: \$1,755 CE Inc: \$342 CN: \$4,978 RW Inc: \$0 RW: \$3,550 Utilities: \$2,553 NonContract: \$0 Other: \$0 Budget Transfer:	\$13,091 \$2,801 \$672 \$5,894 \$392 \$2,760 \$571 \$0 \$0 \$0	-0.66% \$ Difference -\$87
		Completion 1/18/2013	Reason(s):	* The project cost to complete was within +/- 10 percent of the estimate.			CN Award Cost + Cont. \$4,389

Program Estimates Compared to Costs of Projects Completed SFY 2013
RSMo.21.795.2(5,6)

(Dollars in Thousands)

County	Route	Job Number	SFY Award Date	Description of Improvement / Location	Estimate	Cost to Complete	Percent Difference
Camden	5	5P2159	8/2009	Widen to three lanes through Sunrise Beach. *Economic Recovery Project*	\$927 PE: \$20 CE Inc: \$58 CN: \$838 RW Inc: \$1 RW: \$10 Utilities: \$0 NonContract: \$0 Other: \$0 Budget Transfer: \$0	\$1,423 \$108 \$247 \$1,059 \$2 \$7 \$0 \$0 \$0 \$0	53.51% \$ Difference \$496
		Completion 3/21/2013	Reason(s):	* The cost estimate deviated from the actual cost due to higher than expected engineering costs, additional requirements after estimates were established and changes made to project during construction.			CN Award Cost + Cont. \$991
Camden	54	5P0309A	9/2007	Grading, drainage, bridges, retaining walls, paving and utilities for four-lane Osage Beach expressway from Grand Glaize bridge to west of Rte. 42. Includes 5P0309D.	\$23,209 PE: \$300 CE Inc: \$1,402 CN: \$20,423 RW Inc: \$0 RW: \$0 Utilities: \$1,084 NonContract: \$0 Other: \$0 Budget Transfer: \$0	\$18,371 \$594 \$1,593 \$14,853 \$0 \$0 \$1,310 \$20 \$0 \$0	-20.85% \$ Difference -\$4838
		Completion 4/19/2013	Reason(s):	* The cost estimate deviated from the actual cost due to changing conditions after the estimate was established.			CN Award Cost + Cont. \$15,319
Camden	54	5P0648A	9/2007	Right of way acquisition, grading, drainage, bridges and paving for four lanes on Osage Beach Expressway from 0.6 mile east of Bus. 54 south junction to 0.3 west of Rte. 42.	\$30,552 PE: \$250 CE Inc: \$1,127 CN: \$16,425 RW Inc: \$0 RW: \$12,000 Utilities: \$750 NonContract: \$0 Other: \$0 Budget Transfer: \$0	\$25,210 \$214 \$1,514 \$16,760 \$316 \$5,960 \$422 \$25 \$0 \$0	-17.48% \$ Difference -\$5342
		Completion 4/19/2013	Reason(s):	* The cost estimate deviated from the actual cost due to lower than expected right of way costs.			CN Award Cost + Cont. \$15,985

Note: Estimates include actual right of way spent for jobs without programmed right of way.

Program Estimates Compared to Costs of Projects Completed SFY 2013
RSMo.21.795.2(5,6)

(Dollars in Thousands)

County	Route	Job Number	SFY Award Date	Description of Improvement / Location	Estimate	Cost to Complete	Percent Difference
Camden	54	5P2228	2/2012	Construction of a bicycle/pedestrian bridge attachment and sidewalks over Rte. 5 from 3rd Street to 0.1 mile west of Elm Street in Camdenton. Fully funded \$91,000 city of Camdenton and \$363,000 District Enhancement funds. Project involves bridge A6392.	\$488 PE: \$2 CE Inc: \$32 CN: \$454 RW Inc: \$0 RW: \$0 Utilities: \$0 NonContract: \$0 Other: \$0 Budget Transfer: \$0	\$609 \$3 \$175 \$430 \$0 \$0 \$0 \$0 \$0 \$0	24.80% \$ Difference \$121
		Completion 1/4/2013	Reason(s):	* The cost estimate deviated from the actual cost due to higher than expected inspection costs and recent changes in market prices for project components.			CN Award Cost + Cont. \$501
Camden	7	5P0591	1/2008	Grading, drainage and paving 4 lanes in part and 2 lanes in part from 1 mile north of Camdenton city limits to 0.2 mile south of new relocated Rte. 5 and Rte. 7 junction. Relates to 5P0591B and 5P0591C.	\$17,213 PE: \$1,250 CE Inc: \$417 CN: \$6,077 RW Inc: \$0 RW: \$7,224 Utilities: \$2,245 NonContract: \$0 Other: \$0 Budget Transfer: \$0	\$15,166 \$1,886 \$317 \$4,915 \$393 \$7,627 \$29 \$0 \$0 \$0	-11.89% \$ Difference -\$2047
		Completion 1/18/2013	Reason(s):	* The cost estimate deviated from the actual cost due to lower than expected utility costs and competition among contractors.			CN Award Cost + Cont. \$5,034
Camden	West Osage Beach Pkwy.	5P0347G	6/2010	Grading, bridges and drainage for four-lane pavement and interchanges on relocation from Nichols Road to Rte. KK and paving from Grand Glaize to 1.3 miles west of Rte. KK. Relates to 5P0347A.	\$23,398 PE: \$40 CE Inc: \$1,330 CN: \$19,374 RW Inc: \$0 RW: \$0 Utilities: \$2,654 NonContract: \$0 Other: \$0 Budget Transfer: \$0	\$21,396 \$597 \$1,154 \$18,088 \$0 \$0 \$1,541 \$17 \$0 \$0	-8.56% \$ Difference -\$2002
		Completion 5/6/2013	Reason(s):	* The project cost to complete was within +/- 10 percent of the estimate.			CN Award Cost + Cont. \$17,138

**Program Estimates Compared to Costs of Projects Completed SFY 2013
RSMo.21.795.2(5,6)**

(Dollars in Thousands)

County	Route	Job Number	SFY Award Date	Description of Improvement / Location	Estimate	Cost to Complete	Percent Difference
Cole	179	5S0906	6/2011	Construct new interchange from south of Edgewood Drive to north of Rte. C in Jefferson City. Cost Share project with Jefferson City providing \$374,000, Cole County providing \$562,000, and Economic Development providing \$5,965,000.	\$8,463 PE: \$1,051 CE Inc: \$475 CN: \$6,850 RW Inc: \$1 RW: \$35 Utilities: \$0 NonContract: \$51 Other: \$0 Budget Transfer: \$0	\$6,730 \$1,104 \$493 \$5,080 \$0 \$0 \$0 \$52 \$0 \$0	-20.48% \$ Difference -\$1733
		Completion 3/21/2013	Reason(s): * The cost estimate deviated from the actual cost due to changing conditions after the estimate was established.				CN Award Cost + Cont. \$4,908
Cole	50	5P0969	12/2011	Pavement improvements on eastbound lanes from 0.1 mile west of Lisletown Road to the concrete pavement just west of Big Meadows Road. \$116,958 from Repeat Offender funds.	\$564 PE: \$18 CE Inc: \$35 CN: \$511 RW Inc: \$0 RW: \$0 Utilities: \$0 NonContract: \$0 Other: \$0 Budget Transfer: \$0	\$536 \$16 \$18 \$502 \$0 \$0 \$0 \$0 \$0 \$0	-4.96% \$ Difference -\$28
		Completion 4/19/2013	Reason(s): * The project cost to complete was within +/- 10 percent of the estimate.				CN Award Cost + Cont. \$470
Cole	50	5P2219	12/2011	Intersection improvements at Broadway, Jefferson, Madison, and Monroe streets in Jefferson City. Partially funded with \$78,000 District Enhancement funds and \$21,000 District 5 Operating budget. STP-9900(577).	\$143 PE: \$10 CE Inc: \$9 CN: \$124 RW Inc: \$0 RW: \$0 Utilities: \$0 NonContract: \$0 Other: \$0 Budget Transfer: \$0	\$208 \$0 \$68 \$140 \$0 \$0 \$0 \$0 \$0 \$0	45.45% \$ Difference \$65
		Completion 2/21/2013	Reason(s): * The cost estimate deviated from the actual cost due to higher than expected inspection costs and changing conditions after the estimate was established.				CN Award Cost + Cont. \$140

Program Estimates Compared to Costs of Projects Completed SFY 2013
RSMo.21.795.2(5,6)

(Dollars in Thousands)

County	Route	Job Number	SFY Award Date	Description of Improvement / Location	Estimate	Cost to Complete	Percent Difference
Cole	54	5P2156	4/2010	Construction of a bicycle/pedestrian bridge attachment across the Missouri River at the Cole/Callaway County line. Includes bridge A4497. \$5.6 million from Enhancement funds. Remainder from local sources. Enhancement funds included in STP-3100 (507). * The project cost to complete was within +/- 10 percent of the estimate.	\$7,797	\$7,256	-6.94%
		Completion 1/4/2013	Reason(s):		PE: \$316 CE Inc: \$480 CN: \$7,000 RW Inc: \$1 RW: \$0 Utilities: \$0 NonContract: \$0 Other: \$0 Budget Transfer: \$0	\$49 \$375 \$6,832 \$0 \$0 \$0 \$0 \$0 \$0	\$ Difference -\$541
Cole	54	5P2185	6/2011	Safety improvements at various median crossovers from Rte. 17 to Rte. 179/B in Jefferson City. \$5,205,000 from Open Container funds. * The cost estimate deviated from the actual cost due to competition among contractors and changes made to project during construction.	\$5,672	\$4,427	-21.95%
		Completion 5/6/2013	Reason(s):		PE: \$110 CE Inc: \$357 CN: \$5,205 RW Inc: \$0 RW: \$0 Utilities: \$0 NonContract: \$0 Other: \$0 Budget Transfer: \$0	\$176 \$587 \$3,660 \$0 \$0 \$0 \$4 \$0 \$0	\$ Difference -\$1245
Cole	Mission Drive	5O2221	6/2011	Roadway improvements from new interchange, between Edgewood Drive and Rte. C, east to new St. Mary's Hospital. Project design, inspection and contractor payments coordinated by MoDOT. Fully funded by Jefferson City and Cole County. * The cost estimate deviated from the actual cost due to competition among contractors and lower than expected design cost.	\$2,279	\$1,699	-25.45%
		Completion 3/21/2013	Reason(s):		PE: \$147 CE Inc: \$0 CN: \$2,101 RW Inc: \$0 RW: \$0 Utilities: \$31 NonContract: \$0 Other: \$0 Budget Transfer: \$0	\$11 \$30 \$1,625 \$0 \$0 \$33 \$0 \$0 \$0	\$ Difference -\$580

**Program Estimates Compared to Costs of Projects Completed SFY 2013
RSMo.21.795.2(5,6)**

(Dollars in Thousands)

County	Route	Job Number	SFY Award Date	Description of Improvement / Location	Estimate	Cost to Complete	Percent Difference
Cooper	70	212163H	5/2011	On-call preventive maintenance and pavement repair from Rte. F near Oak Grove to Rte. K in Cooper County.	\$268 PE: \$0 CE Inc: \$18 CN: \$250 RW Inc: \$0 RW: \$0 Utilities: \$0 NonContract: \$0 Other: \$0 Budget Transfer: \$0	\$121 \$0 \$9 \$112 \$0 \$0 \$0 \$0 \$0	-54.85% \$ Difference -\$147
		Completion 5/21/2013	Reason(s): * The cost estimate deviated from the actual cost due to this being an on-call repair project. The need for repairs was lower than estimated.	CN Award Cost + Cont. \$250			
Cooper	70	212163I	5/2011	On-call preventive maintenance and pavement repair from Rte. K to Rte. YY (Williamsburg exit) in Callaway County.	\$268 PE: \$0 CE Inc: \$18 CN: \$250 RW Inc: \$0 RW: \$0 Utilities: \$0 NonContract: \$0 Other: \$0 Budget Transfer: \$0	\$1,784 \$0 \$62 \$1,723 \$0 \$0 \$0 \$0 \$0	565.67% \$ Difference \$1516
		Completion 5/21/2013	Reason(s): * The cost estimate deviated from the actual cost due to this being an on-call repair project. The need for repairs was higher than estimated.	CN Award Cost + Cont. \$250			
Cooper	OO	553010	8/2012	Repair damaged bridge over Chouteau Creek 0.91 mile east of Route M. Project involves bridge G0365.	\$292 PE: \$19 CE Inc: \$22 CN: \$251 RW Inc: \$0 RW: \$0 Utilities: \$0 NonContract: \$0 Other: \$0 Budget Transfer: \$0	\$220 \$0 \$37 \$184 \$0 \$0 \$0 \$0 \$0	-24.66% \$ Difference -\$72
		Completion 12/19/2012	Reason(s): * The cost estimate deviated from the actual cost due to competition among contractors and lower than expected design costs.	CN Award Cost + Cont. \$181			

Program Estimates Compared to Costs of Projects Completed SFY 2013
RSMo.21.795.2(5,6)

(Dollars in Thousands)

County	Route	Job Number	SFY Award Date	Description of Improvement / Location	Estimate	Cost to Complete	Percent Difference
Crawford	19	9P2189	5/2012	Pavement improvements from I-44 to 0.5 mile south of Rte. PP.	\$412 PE: \$21 CE Inc: \$25 CN: \$366 RW Inc: \$0 RW: \$0 Utilities: \$0 NonContract: \$0 Other: \$0 Budget Transfer: \$0	\$517 \$0 \$23 \$493 \$0 \$0 \$0 \$0 \$0 \$0	25.49% \$ Difference \$105
		Completion 2/7/2013	Reason(s):	* The cost estimate deviated from the actual cost due to changing conditions after the estimate was established and changes made to project during construction.			CN Award Cost + Cont. \$483
Crawford	19	9S2240	5/2012	Pavement and safety improvements from Rte. 8 to Rte. 49. \$592,430 from Open Container Funds.	\$1,322 PE: \$25 CE Inc: \$83 CN: \$1,214 RW Inc: \$0 RW: \$0 Utilities: \$0 NonContract: \$0 Other: \$0 Budget Transfer: \$0	\$1,160 \$0 \$36 \$1,124 \$0 \$0 \$0 \$0 \$0 \$0	-12.25% \$ Difference -\$162
		Completion 2/7/2013	Reason(s):	* The cost estimate deviated from the actual cost due to competition among contractors, lower than expected engineering costs and changes made to project during construction.			CN Award Cost + Cont. \$1,142
Crawford	44	9I2213	11/2010	Pavement improvements on westbound lanes from 0.6 mile west of Rte. H to Phelps County line.	\$8,030 PE: \$100 CE Inc: \$509 CN: \$7,421 RW Inc: \$0 RW: \$0 Utilities: \$0 NonContract: \$0 Other: \$0 Budget Transfer: \$0	\$7,037 \$0 \$375 \$6,662 \$0 \$0 \$0 \$0 \$0 \$0	-12.37% \$ Difference -\$993
		Completion 11/20/2012	Reason(s):	* The cost estimate deviated from the actual cost due to competition among contractors and lower than expected engineering costs.			CN Award Cost + Cont. \$6,091

Program Estimates Compared to Costs of Projects Completed SFY 2013
RSMo.21.795.2(5,6)

(Dollars in Thousands)

County	Route	Job Number	SFY Award Date	Description of Improvement / Location	Estimate	Cost to Complete	Percent Difference
Crawford	JJ	952216F	5/2012	Pavement improvements from Rte. N to Turkeyfoot Road.	\$170 PE: \$2 CE Inc: \$11 CN: \$157 RW Inc: \$0 RW: \$0 Utilities: \$0 NonContract: \$0 Other: \$0 Budget Transfer: \$0	\$169 \$1 \$2 \$166 \$0 \$0 \$0 \$0 \$0 \$0	-0.59% \$ Difference -\$1
		Completion 2/7/2013	Reason(s): * The project cost to complete was within +/- 10 percent of the estimate.				CN Award Cost + Cont. \$172
Gasconade	100	5L11001	12/2010	Pavement improvements from Rte. N to Rte. 19.	\$682 PE: \$2 CE Inc: \$44 CN: \$636 RW Inc: \$0 RW: \$0 Utilities: \$0 NonContract: \$0 Other: \$0 Budget Transfer: \$0	\$567 \$1 \$22 \$544 \$0 \$0 \$0 \$0 \$0 \$0	-16.86% \$ Difference -\$115
		Completion 2/21/2013	Reason(s): * The cost estimate deviated from the actual cost due to competition among contractors and lower than expected inspection costs.				CN Award Cost + Cont. \$503
Gasconade	B	5L1205G	2/2012	Pavement improvements from Rte. 28 to Phelps County.	\$221 PE: \$1 CE Inc: \$14 CN: \$206 RW Inc: \$0 RW: \$0 Utilities: \$0 NonContract: \$0 Other: \$0 Budget Transfer: \$0	\$232 \$0 \$9 \$222 \$0 \$0 \$0 \$0 \$0 \$0	4.98% \$ Difference \$11
		Completion 11/6/2012	Reason(s): * The project cost to complete was within +/- 10 percent of the estimate.				CN Award Cost + Cont. \$223

Note: Estimates include actual right of way spent for jobs without programmed right of way.

Program Estimates Compared to Costs of Projects Completed SFY 2013
RSMo.21.795.2(5,6)

(Dollars in Thousands)

County	Route	Job Number	SFY Award Date	Description of Improvement / Location	Estimate	Cost to Complete	Percent Difference
Gasconade	P	5L1205I	2/2012	Pavement improvements from Rte. 50 to Rte. 28.	\$296	\$291	-1.69%
					PE: \$1	\$0	\$ Difference -\$5
					CE Inc: \$19	\$21	
Gasconade	V	5L1205H	2/2012	* The project cost to complete was within +/- 10 percent of the estimate.	CN: \$276	\$270	
					RW Inc: \$0	\$0	CN Award Cost + Cont. \$268
					RW: \$0	\$0	
					Utilities: \$0	\$0	
					NonContract: \$0	\$0	
					Other: \$0	\$0	
					Budget Transfer: \$0	\$0	
Gasconade	Y	5L1205F	2/2012	Pavement improvements from Rte. A to Rte. 28.	\$208	\$198	-4.81%
					PE: \$1	\$0	\$ Difference -\$10
					CE Inc: \$13	\$9	
Gasconade	V	5L1205H	2/2012	* The project cost to complete was within +/- 10 percent of the estimate.	CN: \$108	\$110	
					RW Inc: \$0	\$0	CN Award Cost + Cont. \$111
					RW: \$0	\$0	
					Utilities: \$0	\$0	
					NonContract: \$0	\$0	
					Other: \$0	\$0	
					Budget Transfer: \$0	\$0	
Gasconade	Y	5L1205F	2/2012	* The project cost to complete was within +/- 10 percent of the estimate.	PE: \$1	\$0	
					CE Inc: \$13	\$9	
					CN: \$194	\$189	
Gasconade	V	5L1205H	2/2012	* The project cost to complete was within +/- 10 percent of the estimate.	RW Inc: \$0	\$0	CN Award Cost + Cont. \$191
					RW: \$0	\$0	
					Utilities: \$0	\$0	
					NonContract: \$0	\$0	
					Other: \$0	\$0	
					Budget Transfer: \$0	\$0	

Program Estimates Compared to Costs of Projects Completed SFY 2013
RSMo.21.795.2(5,6)

(Dollars in Thousands)

County	Route	Job Number	SFY Award Date	Description of Improvement / Location	Estimate	Cost to Complete	Percent Difference
Laclede	32	8P2307	1/2011	Pavement improvements from Rte. N to the Texas County line. To be let in combination with projects 8M0092 and 8M0093.	\$1,327 PE: \$10 CE Inc: \$85 CN: \$1,232 RW Inc: \$0 RW: \$0 Utilities: \$0 NonContract: \$0 Other: \$0 Budget Transfer: \$0	\$1,222 \$1 \$65 \$1,156 \$0 \$0 \$0 \$0 \$0 \$0	-7.91% \$ Difference -\$105
		Completion 2/21/2013	Reason(s):	* The project cost to complete was within +/- 10 percent of the estimate.			CN Award Cost + Cont. \$1,095
Laclede	44	8I2167	11/2010	Bridge improvements over Gasconade River. Project involves bridge L0698.	\$2,965 PE: \$40 CE Inc: \$188 CN: \$2,737 RW Inc: \$0 RW: \$0 Utilities: \$0 NonContract: \$0 Other: \$0 Budget Transfer: \$0	\$4,454 \$171 \$280 \$3,983 \$0 \$0 \$0 \$0 \$20 \$0	50.22% \$ Difference \$1489
		Completion 7/19/2012	Reason(s):	* The cost estimate deviated from the actual cost due to changes made to project during construction, acceleration of work clause, utilizing incentives/disincentives with the contract, and higher than expected engineering costs.			CN Award Cost + Cont. \$3,204
Laclede	5	8P0854C	1/2010	Construct five lanes in Lebanon. *Economic Recovery Project*	\$4,805 PE: \$12 CE Inc: \$285 CN: \$4,160 RW Inc: \$100 RW: \$48 Utilities: \$200 NonContract: \$0 Other: \$0 Budget Transfer: \$0	\$3,439 \$3 \$233 \$3,137 \$27 \$40 \$0 \$0 \$20 \$0	-28.43% \$ Difference -\$1366
		Completion 3/21/2013	Reason(s):	* The cost estimate deviated from the actual cost due to competition among contractors and lower than expected utility costs.			CN Award Cost + Cont. \$2,751

Note: Estimates include actual right of way spent for jobs without programmed right of way.

Program Estimates Compared to Costs of Projects Completed SFY 2013
RSMo.21.795.2(5,6)

(Dollars in Thousands)

County	Route	Job Number	SFY Award Date	Description of Improvement / Location	Estimate	Cost to Complete	Percent Difference
Laclede	CC	852346	3/2012	Pavement improvements from Rte. 38 to Rte. C. Combination letting involving projects 852466 and 852346.	\$1,156 PE: \$7 CE Inc: \$74 CN: \$1,075 RW Inc: \$0 RW: \$0 Utilities: \$0 NonContract: \$0 Other: Budget Transfer:	\$1,018 \$9 \$43 \$966 \$0 \$0 \$0 \$0 \$0 \$0 \$0	-11.94% \$ Difference -\$138 CN Award Cost + Cont. \$1,004
		Completion 1/18/2013	Reason(s):	* The cost estimate deviated from the actual cost due to competition among contractors, changes made to project during construction and lower than expected inspection costs.			
Maries	133	5L12001	3/2012	Pavement improvements from Rte. 52 to Rte. BB.	\$1,153 PE: \$2 CE Inc: \$74 CN: \$1,077 RW Inc: \$0 RW: \$0 Utilities: \$0 NonContract: \$0 Other: Budget Transfer:	\$1,207 \$2 \$45 \$1,159 \$0 \$0 \$0 \$0 \$0 \$0	4.68% \$ Difference \$54 CN Award Cost + Cont. \$1,181
		Completion 3/7/2013	Reason(s):	* The project cost to complete was within +/- 10 percent of the estimate.			
Maries	42	5L1111B	2/2011	Pavement improvements from Rte. 17 in Iberia to Rte. 133.	\$615 PE: \$5 CE Inc: \$39 CN: \$571 RW Inc: \$0 RW: \$0 Utilities: \$0 NonContract: \$0 Other: Budget Transfer:	\$595 \$1 \$56 \$538 \$0 \$0 \$0 \$0 \$0 \$0	-3.25% \$ Difference -\$20 CN Award Cost + Cont. \$522
		Completion 2/7/2013	Reason(s):	* The project cost to complete was within +/- 10 percent of the estimate.			

**Program Estimates Compared to Costs of Projects Completed SFY 2013
RSMo.21.795.2(5,6)**

(Dollars in Thousands)

County	Route	Job Number	SFY Award Date	Description of Improvement / Location	Estimate	Cost to Complete	Percent Difference
Maries	42	5L1111C	2/2011	Pavement improvements from Rte. 133 to Rte. 63 in Vienna.	\$535 PE: \$4 CE Inc: \$34 CN: \$497 RW Inc: \$0 RW: \$0 Utilities: \$0 NonContract: \$0 Other: \$0 Budget Transfer: \$0	\$559 \$1 \$32 \$527 \$0 \$0 \$0 \$0 \$0 \$0 \$0	4.49% \$ Difference \$24
		Completion 2/7/2013	Reason(s): * The project cost to complete was within +/- 10 percent of the estimate.				CN Award Cost + Cont. \$497
Maries	C	5L1205E	2/2012	Pavement improvements from Rte. 28 to Rte. B.	\$148 PE: \$1 CE Inc: \$9 CN: \$138 RW Inc: \$0 RW: \$0 Utilities: \$0 NonContract: \$0 Other: \$0 Budget Transfer: \$0	\$142 \$0 \$6 \$136 \$0 \$0 \$0 \$0 \$0 \$0	-4.05% \$ Difference -\$6
		Completion 11/6/2012	Reason(s): * The project cost to complete was within +/- 10 percent of the estimate.				CN Award Cost + Cont. \$138
Maries	H	5L1205D	2/2012	Pavement improvements from Rte. C to Rte. 68.	\$235 PE: \$1 CE Inc: \$15 CN: \$219 RW Inc: \$0 RW: \$0 Utilities: \$0 NonContract: \$0 Other: \$0 Budget Transfer: \$0	\$189 \$0 \$13 \$176 \$0 \$0 \$0 \$0 \$0 \$0	-19.57% \$ Difference -\$46
		Completion 11/6/2012	Reason(s): * The cost estimate deviated from the actual cost due to competition among contractors.				CN Award Cost + Cont. \$178

Note: Estimates include actual right of way spent for jobs without programmed right of way.

Program Estimates Compared to Costs of Projects Completed SFY 2013
RSMo.21.795.2(5,6)

(Dollars in Thousands)

County	Route	Job Number	SFY Award Date	Description of Improvement / Location	Estimate	Cost to Complete	Percent Difference
Miller	134	5L1111D	2/2011	Pavement improvements from the State Park Road to Rte. 42.	\$257 PE: \$2 CE Inc: \$16 CN: \$239 RW Inc: \$0 RW: \$0 Utilities: \$0 NonContract: \$0 Other: \$0 Budget Transfer: \$0	\$229 \$1 \$11 \$217 \$0 \$0 \$0 \$0 \$0 \$0 \$0	-10.89% \$ Difference -\$28
		Completion 2/7/2013	Reason(s):	* The cost estimate deviated from the actual cost due to competition among contractors and lower than expected inspection costs.			CN Award Cost + Cont. \$198
Miller	17	5P0928	4/2012	Bridge improvements over Saline Creek 3.2 miles north of Rte. 52 near Tuscumbia. Project involves bridge H0119.	\$2,312 PE: \$255 CE Inc: \$132 CN: \$1,919 RW Inc: \$4 RW: \$2 Utilities: \$0 NonContract: \$0 Other: \$0 Budget Transfer: \$0	\$1,751 \$249 \$81 \$1,419 \$0 \$3 \$0 \$0 \$0 \$0 \$0	-24.26% \$ Difference -\$561
		Completion 1/4/2013	Reason(s):	* The cost estimate deviated from the actual cost due to competition among contractors and lower than expected inspection costs.			CN Award Cost + Cont. \$1,364
Miller	242	5S2179	1/2011	Construct new four-lane roadway from the Lake of the Ozarks Community Bridge to Rte. 54. Funding by Economic Development Block Grant.	\$12,619 PE: \$303 CE Inc: \$712 CN: \$10,371 RW Inc: \$12 RW: \$916 Utilities: \$305 NonContract: \$0 Other: \$0 Budget Transfer: \$0	\$10,602 \$423 \$496 \$8,864 \$12 \$694 \$76 \$38 \$0 \$0	-15.98% \$ Difference -\$2017
		Completion 3/21/2013	Reason(s):	* The cost estimate deviated from the actual cost due to competition among contractors and lower than expected utility, right of way and inspection costs.			CN Award Cost + Cont. \$8,541

Program Estimates Compared to Costs of Projects Completed SFY 2013
RSMo.21.795.2(5,6)

(Dollars in Thousands)

County	Route	Job Number	SFY Award Date	Description of Improvement / Location	Estimate	Cost to Complete	Percent Difference
Miller	42	5L1111E	2/2011	Pavement improvements from Rte. 54 in Osage Beach to Rte. 17 in Iberia.	\$1,092 PE: \$9 CE Inc: \$70 CN: \$1,013 RW Inc: \$0 RW: \$0 Utilities: \$0 NonContract: \$0 Other: \$0 Budget Transfer: \$0	\$884 \$5 \$31 \$848 \$0 \$0 \$0 \$0 \$0 \$0	-19.05% \$ Difference -\$208
		Completion 2/7/2013	Reason(s): * The cost estimate deviated from the actual cost due to competition among contractors and lower than expected inspection costs.				CN Award Cost + Cont. \$817
Miller	52	5L1200F	2/2012	Pavement improvements from Rte. 17 to Rte. E.	\$653 PE: \$2 CE Inc: \$42 CN: \$609 RW Inc: \$0 RW: \$0 Utilities: \$0 NonContract: \$0 Other: \$0 Budget Transfer: \$0	\$681 \$4 \$29 \$648 \$0 \$0 \$0 \$0 \$0 \$0	4.29% \$ Difference \$28
		Completion 11/6/2012	Reason(s): * The project cost to complete was within +/- 10 percent of the estimate.				CN Award Cost + Cont. \$615
Miller	52	5L1200G	2/2012	Pavement improvements from Rte. E to Rte. 133.	\$347 PE: \$2 CE Inc: \$22 CN: \$323 RW Inc: \$0 RW: \$0 Utilities: \$0 NonContract: \$0 Other: \$0 Budget Transfer: \$0	\$346 \$5 \$7 \$333 \$0 \$0 \$0 \$0 \$0 \$0	-0.29% \$ Difference -\$1
		Completion 11/6/2012	Reason(s): * The project cost to complete was within +/- 10 percent of the estimate.				CN Award Cost + Cont. \$353

Program Estimates Compared to Costs of Projects Completed SFY 2013
RSMo.21.795.2(5,6)

(Dollars in Thousands)

County	Route	Job Number	SFY Award Date	Description of Improvement / Location	Estimate	Cost to Complete	Percent Difference
Miller	87	550010G	2/2010	Resurfacing from Salem Rd. to Rte. 54 in the City of Eldon. *Economic Recovery Project*	\$119	\$139	16.81%
					PE: \$1	\$0	\$ Difference \$20
					CE Inc: \$8	\$13	
Miller	CC	550010F	2/2010	Resurfacing from Salem Rd. to Rte. 52. in the City of Eldon. *Economic Recovery Project*	\$58	\$85	46.55%
					PE: \$1	\$0	\$ Difference \$27
					CE Inc: \$4	\$10	
					CN: \$53	\$75	
					RW Inc: \$0	\$0	CN Award
					RW: \$0	\$0	Cost + Cont.
					Utilities: \$0	\$0	\$74
					NonContract: \$0	\$0	
					Other: \$0	\$0	
					Budget Transfer: \$0	\$0	
Moniteau	5	5P2158	3/2011	Pavement improvements from Rte. 50 in Tipton to north of Rte. 52 in Versailles.	\$4,229	\$3,655	-13.57%
					PE: \$111	\$12	\$ Difference -\$574
					CE Inc: \$264	\$169	
Moniteau	5	5P2158	3/2011	Pavement improvements from Rte. 50 in Tipton to north of Rte. 52 in Versailles.	\$3,853	\$3,474	
					CN: \$3,853	\$3,474	
					RW Inc: \$0	\$0	CN Award
					RW: \$0	\$0	Cost + Cont.
					Utilities: \$0	\$0	\$3,011
					NonContract: \$1	\$0	
					Other: \$0	\$0	
					Budget Transfer: \$0	\$0	

Program Estimates Compared to Costs of Projects Completed SFY 2013
RSMo.21.795.2(5,6)

(Dollars in Thousands)

County	Route	Job Number	SFY Award Date	Description of Improvement / Location	Estimate	Cost to Complete	Percent Difference
Moniteau	50	5P0961	11/2010	Pavement improvements from 1 mile west of Syracuse to the east city limit of Tipton.	\$2,423	\$2,705	11.64%
					PE: \$103 CE Inc: \$149 CN: \$2,171 RW Inc: \$0 RW: \$0 Utilities: \$0 NonContract: \$0 Other: \$0 Budget Transfer: \$0	\$22 \$135 \$2,548 \$0 \$0 \$0 \$0 \$0 \$0	\$ Difference \$282
Morgan	135	5L1200C Completion 2/7/2013	10/2011	Pavement improvements from Rte. 50 to Rte. 52. * The cost estimate deviated from the actual cost due to changes made to project during construction.	\$987	\$1,144	15.91%
					PE: \$2 CE Inc: \$63 CN: \$922 RW Inc: \$0 RW: \$0 Utilities: \$0 NonContract: \$0 Other: \$0 Budget Transfer: \$0	\$0 \$77 \$1,068 \$0 \$0 \$0 \$0 \$0 \$0	\$ Difference \$157
Morgan	50	5P0916 Completion 2/7/2013	11/2010	Pavement improvements from east of Rte. TT to 1 mile west of Syracuse. * The cost estimate deviated from the actual cost due to competition among contractors.	\$5,406	\$4,750	-12.13%
					PE: \$192 CE Inc: \$335 CN: \$4,879 RW Inc: \$0 RW: \$0 Utilities: \$0 NonContract: \$0 Other: \$0 Budget Transfer: \$0	\$30 \$258 \$4,463 \$0 \$0 \$0 \$0 \$0 \$0	\$ Difference -\$656

Note: Estimates include actual right of way spent for jobs without programmed right of way.

Program Estimates Compared to Costs of Projects Completed SFY 2013
RSMo.21.795.2(5,6)

(Dollars in Thousands)

County	Route	Job Number	SFY Award Date	Description of Improvement / Location	Estimate	Cost to Complete	Percent Difference	
Osage	133	5P2167	7/2012	Roadway improvements from 0.5 mile south of Rte. B to 0.9 mile south of Rte. B near Meta. To be let in combination with 5P2167B. * The cost estimate deviated from the actual cost due to changing conditions after the estimate was established and higher than expected design cost.	\$967	\$1,119	16.44%	
					PE:	\$40	\$135	\$ Difference
					CE Inc:	\$55	\$13	\$158
					CN:	\$807	\$875	
					RW Inc:	\$1	\$0	CN Award
					RW:	\$23	\$56	Cost + Cont.
					Utilities:	\$35	\$40	\$906
					NonContract:	\$0	\$0	
					Other:	\$0	\$0	
					Budget Transfer:	\$0	\$0	
Osage	133	5P2167B	7/2012	Roadway improvements from Rte. B to Rte. 52. To be let in combination with 5P2167. * The cost estimate deviated from the actual cost due to higher than expected inspection costs.	\$137	\$206	50.36%	
					PE:	\$1	\$0	\$ Difference
					CE Inc:	\$8	\$79	\$69
					CN:	\$128	\$126	
					RW Inc:	\$0	\$0	CN Award
					RW:	\$0	\$0	Cost + Cont.
					Utilities:	\$0	\$0	\$136
					NonContract:	\$0	\$0	
					Other:	\$0	\$0	
					Budget Transfer:	\$0	\$0	
Osage	63	5P2157	12/2011	Pavement improvements from 0.5 mile south of Rte. 50 to Rte. P in Freeburg. \$887,000 from Repeat Offender funds. * The project cost to complete was within +/- 10 percent of the estimate.	\$4,278	\$3,988	-6.78%	
					PE:	\$72	\$21	\$ Difference
					CE Inc:	\$270	\$286	-\$290
					CN:	\$3,936	\$3,681	
					RW Inc:	\$0	\$0	CN Award
					RW:	\$0	\$0	Cost + Cont.
					Utilities:	\$0	\$0	\$3,771
					NonContract:	\$0	\$0	
					Other:	\$0	\$0	
					Budget Transfer:	\$0	\$0	

Program Estimates Compared to Costs of Projects Completed SFY 2013
RSMo.21.795.2(5,6)

(Dollars in Thousands)

County	Route	Job Number	SFY Award Date	Description of Improvement / Location	Estimate	Cost to Complete	Percent Difference
Osage	89	5L1200D	11/2011	Pavement improvements from Rte. 100 to Rte. 50. Includes the Rte. 89 Spur.	\$993 PE: \$2 CE Inc: \$64 CN: \$927 RW Inc: \$0 RW: \$0 Utilities: \$0 NonContract: \$0 Other: \$0 Budget Transfer: \$0	\$1,005 \$0 \$29 \$976 \$0 \$0 \$0 \$0 \$0 \$0 \$0	1.21% \$ Difference \$12
		Completion 12/6/2012	Reason(s): * The project cost to complete was within +/- 10 percent of the estimate.				CN Award Cost + Cont. \$939
Osage	89	5L1200E	11/2011	Pavement improvements from Rte. 50 to Rte. E.	\$338 PE: \$2 CE Inc: \$22 CN: \$314 RW Inc: \$0 RW: \$0 Utilities: \$0 NonContract: \$0 Other: \$0 Budget Transfer: \$0	\$354 \$0 \$14 \$341 \$0 \$0 \$0 \$0 \$0 \$0	4.73% \$ Difference \$16
		Completion 12/6/2012	Reason(s): * The project cost to complete was within +/- 10 percent of the estimate.				CN Award Cost + Cont. \$332
PHELPS	44	9P2200	6/2011	Intersection improvements at I-44 and Bus. 44.	\$2,023 PE: \$105 CE Inc: \$123 CN: \$1,795 RW Inc: \$0 RW: \$0 Utilities: \$0 NonContract: \$0 Other: \$0 Budget Transfer: \$0	\$1,922 \$7 \$222 \$1,651 \$0 \$0 \$41 \$0 \$0 \$0	-4.99% \$ Difference -\$101
		Completion 11/20/2012	Reason(s): * The project cost to complete was within +/- 10 percent of the estimate.				CN Award Cost + Cont. \$1,649

Program Estimates Compared to Costs of Projects Completed SFY 2013
RSMo.21.795.2(5,6)

(Dollars in Thousands)

County	Route	Job Number	SFY Award Date	Description of Improvement / Location	Estimate	Cost to Complete	Percent Difference
PHELPS	44	952216N Completion 2/7/2013	5/2012 Reason(s):	Pavement improvement on the South Outer Road between County Road 7000 and Loop 44 and on the North Outer Road between County Road 8160 and Loop 44. * The cost estimate deviated from the actual cost due to higher than expected inspection costs .	\$264	\$335	26.89%
					PE: \$2	\$0	\$ Difference \$71
					CE Inc: \$17	\$94	
					CN: \$245	\$241	
					RW Inc: \$0	\$0	
					RW: \$0	\$0	
					Utilities: \$0	\$0	
					NonContract: \$0	\$0	
					Other: \$0	\$0	
					<i>Budget Transfer:</i> \$0	\$0	
PHELPS	63	9P0597 Completion 3/21/2013	6/2010 Reason(s):	Resurface from Cedar Street to south of Rte. CC in Rolla. * The project cost to complete was within +/- 10 percent of the estimate.	\$1,111	\$1,203	8.28%
					PE: \$150	\$54	\$ Difference \$92
					CE Inc: \$62	\$100	
					CN: \$899	\$1,048	
					RW Inc: \$0	\$0	
					RW: \$0	\$0	
					Utilities: \$0	\$0	
					NonContract: \$0	\$0	
					Other: \$0	\$0	
					<i>Budget Transfer:</i> \$0	\$0	
PHELPS	63	9P2190 Completion 1/4/2013	12/2011 Reason(s):	Pavement improvements from Maries County line to just north of I-44. \$725,572 from Repeat Offender Funds. * The project cost to complete was within +/- 10 percent of the estimate.	\$2,527	\$2,749	8.79%
					PE: \$100	\$28	\$ Difference \$222
					CE Inc: \$156	\$133	
					CN: \$2,271	\$2,588	
					RW Inc: \$0	\$0	
					RW: \$0	\$0	
					Utilities: \$0	\$0	
					NonContract: \$0	\$0	
					Other: \$0	\$0	
					<i>Budget Transfer:</i> \$0	\$0	

Program Estimates Compared to Costs of Projects Completed SFY 2013
RSMo.21.795.2(5,6)

(Dollars in Thousands)

County	Route	Job Number	SFY Award Date	Description of Improvement / Location	Estimate	Cost to Complete	Percent Difference
PHELPS	63	9P2231	6/2011	Upgrade sidewalks on both sides of Rte. 63 from I-44 south to 10th St. through Rolla. \$363,000 Enhancement funds.	\$487 PE: \$2 CE Inc: \$31 CN: \$454 RW Inc: \$0 RW: \$0 Utilities: \$0 NonContract: \$0 Other: \$0 Budget Transfer: \$0	\$479 \$10 \$86 \$383 \$0 \$0 \$0 \$0 \$0	-1.64% \$ Difference -\$8
		Completion 8/21/2012	Reason(s): * The project cost to complete was within +/- 10 percent of the estimate.			CN Award Cost + Cont. \$288	
PHELPS	8	9P2182	5/2012	Pavement improvements from I-44 to Rte. 68 in St. James.	\$1,334 PE: \$42 CE Inc: \$83 CN: \$1,209 RW Inc: \$0 RW: \$0 Utilities: \$0 NonContract: \$0 Other: \$0 Budget Transfer: \$0	\$1,463 \$21 \$46 \$1,396 \$0 \$0 \$0 \$0 \$0	9.67% \$ Difference \$129
		Completion 2/7/2013	Reason(s): * The project cost to complete was within +/- 10 percent of the estimate.			CN Award Cost + Cont. \$1,442	
PHELPS	DD	9S2216E	5/2012	Pavement improvements from Rte. 68 to County Road 3620.	\$89 PE: \$2 CE Inc: \$6 CN: \$81 RW Inc: \$0 RW: \$0 Utilities: \$0 NonContract: \$0 Other: \$0 Budget Transfer: \$0	\$102 \$1 \$6 \$96 \$0 \$0 \$0 \$0 \$0	14.61% \$ Difference \$13
		Completion 2/7/2013	Reason(s): * The cost estimate deviated from the actual cost due to recent changes in market prices for project components.			CN Award Cost + Cont. \$99	

Program Estimates Compared to Costs of Projects Completed SFY 2013
RSMo.21.795.2(5,6)

(Dollars in Thousands)

County	Route	Job Number	SFY Award Date	Description of Improvement / Location	Estimate	Cost to Complete	Percent Difference
Pulaski	44	212163Q	5/2011	On-call preventive maintenance and pavement repair from Laclede County to Rte. 63 in Phelps County.	\$214 PE: \$0 CE Inc: \$14 CN: \$200 RW Inc: \$0 RW: \$0 Utilities: \$0 NonContract: \$0 Other: \$0 Budget Transfer: \$0	\$222 \$0 \$19 \$203 \$0 \$0 \$0 \$0 \$0	3.74% \$ Difference \$8
		Completion 11/20/2012	Reason(s):	* The project cost to complete was within +/- 10 percent of the estimate.			CN Award Cost + Cont. \$200
Pulaski	44	910585	10/2010	Outer road extension improvements in northwest quadrant of Rte. H and I-44. Cost Share project with the Waynesville.	\$1,977 PE: \$160 CE Inc: \$117 CN: \$1,700 RW Inc: \$0 RW: \$0 Utilities: \$0 NonContract: \$0 Other: \$0 Budget Transfer: \$0	\$1,823 \$99 \$141 \$1,583 \$0 \$0 \$0 \$0 \$0	-7.79% \$ Difference -\$154
		Completion 3/21/2013	Reason(s):	* The project cost to complete was within +/- 10 percent of the estimate.			CN Award Cost + Cont. \$1,496
Pulaski	44	910585Z	0/0	Payment in SFY 2012 from the Cost Share program to Waynesville for the acceleration of project 910585 on I-44 outer road.	\$1,017 PE: \$0 CE Inc: \$0 CN: \$0 RW Inc: \$0 RW: \$0 Utilities: \$0 NonContract: \$1,017 Other: \$0 Budget Transfer: \$0	\$1,017 \$0 \$0 \$0 \$0 \$0 \$1,017 \$0 \$0	0.00% \$ Difference \$0
		Completion 6/13/2013	Reason(s):	* The project cost to complete was within +/- 10 percent of the estimate.			CN Award Cost + Cont. \$0

Program Estimates Compared to Costs of Projects Completed SFY 2013
RSMo.21.795.2(5,6)

(Dollars in Thousands)

County	Route	Job Number	SFY Award Date	Description of Improvement / Location	Estimate	Cost to Complete	Percent Difference
Pulaski	44	9I2149	11/2010	Pavement improvements on westbound lanes from 1.4 miles west of Rte. 28 to 0.8 mile east of Rte. 17. (Alternate pavement treatment project)	\$13,644 PE: \$250 CE Inc: \$860 CN: \$12,534 RW Inc: \$0 RW: \$0 Utilities: \$0 NonContract: \$0 Other: \$0 Budget Transfer: \$0	\$9,671 \$95 \$448 \$9,123 \$0 \$0 \$0 \$5 \$0 \$0 \$0	-29.12% \$ Difference -\$3973
		Completion 7/19/2012	Reason(s):	* The cost estimate deviated from the actual cost due to competition among contractors and lower than expected inspection costs.			CN Award Cost + Cont. \$8,176
Pulaski	AB	8S2148F	0/0	Purchase of signage materials for the Historic Route 66 Scenic Byways Corridor in District 9. Scenic Byways project.	\$90 PE: \$0 CE Inc: \$0 CN: \$0 RW Inc: \$0 RW: \$0 Utilities: \$0 NonContract: \$90 Other: \$0 Budget Transfer: \$0	\$90 \$0 \$0 \$0 \$0 \$0 \$0 \$0 \$0 \$0	0.00% \$ Difference \$0
		Completion 1/3/2013	Reason(s):	* The project cost to complete was within +/- 10 percent of the estimate.			CN Award Cost + Cont. \$0
Pulaski	DD	9S2216D	3/2012	Pavement improvements on Rte. DD and Rte. F in Pulaski County (entire routes).	\$234 PE: \$2 CE Inc: \$15 CN: \$217 RW Inc: \$0 RW: \$0 Utilities: \$0 NonContract: \$0 Other: \$0 Budget Transfer: \$0	\$296 \$0 \$17 \$279 \$0 \$0 \$0 \$0 \$0 \$0	26.50% \$ Difference \$62
		Completion 3/7/2013	Reason(s):	* The cost estimate deviated from the actual cost due to changing conditions after the estimate was established and changes made to project during construction.			CN Award Cost + Cont. \$269

Program Estimates Compared to Costs of Projects Completed SFY 2013
RSMo.21.795.2(5,6)

(Dollars in Thousands)

County	Route	Job Number	SFY Award Date	Description of Improvement / Location	Estimate	Cost to Complete	Percent Difference
Various	Various	5O0010	0/0	On-call work zone enforcement at various locations in the Central District.	\$21	\$17	-19.05%
					PE: \$1	\$0	\$ Difference -\$4
					CE Inc: \$0	\$0	
Various	Various	Completion 4/10/2013	Reason(s):	* The cost estimate deviated from the actual cost due to this being an on-call work zone enforcement project. The need for enforcement was not as high as estimated.	CN: \$0	\$0	
					RW Inc: \$0	\$0	CN Award
					RW: \$0	\$0	Cost + Cont. \$0
					Utilities: \$0	\$17	
					NonContract: \$20	\$0	
					Other: \$0	\$0	
					Budget Transfer: \$0	\$0	
Various	Various	5P0015	0/0	On-call work zone enforcement at various locations in the Central District.	\$10	\$0	-100.00%
					PE: \$0	\$0	\$ Difference -\$10
					CE Inc: \$0	\$0	
Various	Various	Completion 12/28/2012	Reason(s):	* The cost estimate deviated from the actual cost due to this being an on-call work zone enforcement project. The need for enforcement was not as high as estimated.	CN: \$0	\$0	
					RW Inc: \$0	\$0	CN Award
					RW: \$0	\$0	Cost + Cont. \$0
					Utilities: \$0	\$0	
					NonContract: \$10	\$0	
					Other: \$0	\$0	
					Budget Transfer: \$0	\$0	
Various	Various	5P0145	7/2010	Payment beginning in SFY 2011 for 3M tape installation warranty. Central District share. Funding by operations funds.	\$207	\$201	-2.90%
					PE: \$0	\$0	\$ Difference -\$6
					CE Inc: \$0	\$0	
Various	Various	Completion 1/3/2013	Reason(s):	* The project cost to complete was within +/- 10 percent of the estimate.	CN: \$0	\$18	
					RW Inc: \$0	\$0	CN Award
					RW: \$0	\$0	Cost + Cont. \$207
					Utilities: \$0	\$0	
					NonContract: \$207	\$183	
					Other: \$0	\$0	
					Budget Transfer: \$0	\$0	

Note: Estimates include actual right of way spent for jobs without programmed right of way.

**Program Estimates Compared to Costs of Projects Completed SFY 2013
RSMo.21.795.2(5,6)**

(Dollars in Thousands)

County	Route	Job Number	SFY Award Date	Description of Improvement / Location	Estimate	Cost to Complete	Percent Difference
Various	Various	5P2145	0/2007	3M tape installation at various locations throughout the Central District.	\$188 PE: \$0 CE Inc: \$0 CN: \$100 RW Inc: \$0 RW: \$0 Utilities: \$0 NonContract: \$88 Other: \$0 Budget Transfer: \$0	\$766 \$0 \$13 \$753 \$0 \$0 \$0 \$0 \$0 \$0	307.45% \$ Difference \$578
		Completion 4/19/2013	Reason(s): * The cost estimate deviated from the actual cost due to changes made to project during construction.				
Various	Various	9P0145	7/2010	Payment beginning in SFY 2011 for 3M tape installation warranty. Central District share. Funding from operations funds.	\$100 PE: \$0 CE Inc: \$0 CN: \$0 RW Inc: \$0 RW: \$0 Utilities: \$0 NonContract: \$100 Other: \$0 Budget Transfer: \$0	\$89 \$0 \$0 \$0 \$0 \$0 \$0 \$89 \$0 \$0	-11.00% \$ Difference -\$11
		Completion 1/3/2013	Reason(s): * The cost estimate deviated from the actual cost due to changing conditions after the estimate was established.				
Various	Various	9P2181	0/0	On-call work zone enforcement in the Central District.	\$21 PE: \$1 CE Inc: \$0 CN: \$0 RW Inc: \$0 RW: \$0 Utilities: \$0 NonContract: \$20 Other: \$0 Budget Transfer: \$0	\$15 \$0 \$0 \$0 \$0 \$0 \$0 \$15 \$0 \$0	-28.57% \$ Difference -\$6
		Completion 4/10/2013	Reason(s): * The cost estimate deviated from the actual cost due to this being an on-call work zone enforcement project. The need for enforcement was not as high as estimated.				

Program Estimates Compared to Costs of Projects Completed SFY 2013
RSMo.21.795.2(5,6)

(Dollars in Thousands)

County	Route	Job Number	SFY Award Date	Description of Improvement / Location	Estimate	Cost to Complete	Percent Difference
Washington	32	5L1205K	3/2012	Pavement improvements from Rte. 21 to 0.8 miles east of the St. Francois County line.	\$194 PE: \$1 CE Inc: \$12 CN: \$181 RW Inc: \$0 RW: \$0 Utilities: \$0 NonContract: \$0 Other: \$0 Budget Transfer: \$0	\$163 \$0 \$2 \$160 \$0 \$0 \$0 \$0 \$0 \$0	-15.98% \$ Difference -\$31
		Completion 11/20/2012	Reason(s):	* The cost estimate deviated from the actual cost due to competition among contractors, lower than expected inspection costs and changes made to project during construction.			CN Award Cost + Cont. \$168
Washington	C	5L1205J	3/2012	Pavement improvements from Rte. Y to Rte. DD.	\$317 PE: \$1 CE Inc: \$20 CN: \$296 RW Inc: \$0 RW: \$0 Utilities: \$0 NonContract: \$0 Other: \$0 Budget Transfer: \$0	\$269 \$0 \$4 \$265 \$0 \$0 \$0 \$0 \$0 \$0	-15.14% \$ Difference -\$48
		Completion 11/20/2012	Reason(s):	* The cost estimate deviated from the actual cost due to competition among contractors, lower than expected inspection costs and changes made to project during construction.			CN Award Cost + Cont. \$275
Washington	E	950010D	2/2010	Resurfacing from Route 8 to Route 21 in Potosi. *Economic Recovery Project*	\$101 PE: \$3 CE Inc: \$6 CN: \$92 RW Inc: \$0 RW: \$0 Utilities: \$0 NonContract: \$0 Other: \$0 Budget Transfer: \$0	\$164 \$0 \$14 \$150 \$0 \$0 \$0 \$0 \$0 \$0	62.38% \$ Difference \$63
		Completion 3/21/2013	Reason(s):	* The cost estimate deviated from the actual cost due to changing conditions after the estimate was established and higher than expected inspection costs.			CN Award Cost + Cont. \$147

Program Estimates Compared to Costs of Projects Completed SFY 2013
RSMo.21.795.2(5,6)

(Dollars in Thousands)

County	Route	Job Number	SFY Award Date	Description of Improvement / Location	Estimate	Cost to Complete	Percent Difference
Washington	E	952216G	2/2012	Pavement improvements on Rte. F from Kingston Road to Sunset Lane and on Rte. E from Rte. CC to Rte. 47.	\$747 PE: \$2 CE Inc: \$48 CN: \$697 RW Inc: \$0 RW: \$0 Utilities: \$0 NonContract: \$0 Other: \$0 Budget Transfer: \$0	\$756 \$0 \$24 \$731 \$0 \$0 \$0 \$0 \$0 \$0 \$0	1.20% \$ Difference \$9
		Completion 10/19/2012	Reason(s):	* The project cost to complete was within +/- 10 percent of the estimate.			CN Award Cost + Cont. \$714
Washington	M	952216H	2/2012	Pavement improvements from Rte. 21 South in Washington County to Rte. 8 in St. Francois County.	\$587 PE: \$2 CE Inc: \$38 CN: \$547 RW Inc: \$0 RW: \$0 Utilities: \$0 NonContract: \$0 Other: \$0 Budget Transfer: \$0	\$578 \$2 \$14 \$562 \$0 \$0 \$0 \$0 \$0 \$0	-1.53% \$ Difference -\$9
		Completion 10/19/2012	Reason(s):	* The project cost to complete was within +/- 10 percent of the estimate.			CN Award Cost + Cont. \$574
Franklin	100	6P1937A	0/0	This project represents the payback for 6P1937 from the MoDOT Economic Development funds to occur in 2008. \$415,000 from the Cost Share/Economic Development funds.	\$415 PE: \$0 CE Inc: \$0 CN: \$415 RW Inc: \$0 RW: \$0 Utilities: \$0 NonContract: \$0 Other: \$0 Budget Transfer: \$0	\$0 \$0 \$0 \$0 \$0 \$0 \$0 \$0 \$0	-100.00% \$ Difference -\$415
		Completion 4/16/2013	Reason(s):	* The cost estimate deviated from the actual cost due to expenses being charged to project 6P1937.			CN Award Cost + Cont. \$0

**Program Estimates Compared to Costs of Projects Completed SFY 2013
RSMo.21.795.2(5,6)**

(Dollars in Thousands)

County	Route	Job Number	SFY Award Date	Description of Improvement / Location	Estimate	Cost to Complete	Percent Difference
Franklin	100	6P2206	6/2011	Pavement improvements from Dubois Creek to I-44 in Gray Summit. \$11,000 from Repeat Offender funds	\$1,984 PE: \$117 CE Inc: \$120 CN: \$1,746 RW Inc: \$0 RW: \$0 Utilities: \$0 NonContract: \$1 Other: \$0 Budget Transfer: \$0	\$1,403 \$42 \$110 \$1,251 \$0 \$0 \$0 \$0 \$0	-29.28% \$ Difference -\$581
		Completion 2/21/2013	Reason(s):	* The cost estimate deviated from the actual cost due to a value engineering study (cost savings), changes made to project during construction and lower than expected design costs.			CN Award Cost + Cont. \$1,344
Franklin	100	6P2372	3/2012	Bridge improvements over I-44. Project involves bridges L0896.	\$2,336 PE: \$175 CE Inc: \$139 CN: \$2,021 RW Inc: \$0 RW: \$0 Utilities: \$0 NonContract: \$1 Other: \$0 Budget Transfer: \$0	\$1,766 \$260 \$127 \$1,378 \$0 \$0 \$0 \$0 \$0	-24.40% \$ Difference -\$570
		Completion 2/7/2013	Reason(s):	* The cost estimate deviated from the actual cost due to competition among contractors.			CN Award Cost + Cont. \$1,370
Franklin	44	6I0735D	6/2009	Interchange improvements and Osage Street capacity improvements. Cost share project with the City of Pacific. Cost share maximum - \$650,000 and City of Pacific - maximum \$750,000.	\$16,923 PE: \$708 CE Inc: \$574 CN: \$8,364 RW Inc: \$68 RW: \$6,134 Utilities: \$1,064 NonContract: \$11 Other: \$0 Budget Transfer: \$0	\$13,383 \$854 \$761 \$7,348 \$255 \$4,070 \$74 \$20 \$0 \$0	-20.92% \$ Difference -\$3540
		Completion 2/21/2013	Reason(s):	* The cost estimate deviated from the actual cost due to lower than expected right of way and utility costs and practical design after the project was programmed.			CN Award Cost + Cont. \$7,598

**Program Estimates Compared to Costs of Projects Completed SFY 2013
RSMo.21.795.2(5,6)**

(Dollars in Thousands)

County	Route	Job Number	SFY Award Date	Description of Improvement / Location	Estimate	Cost to Complete	Percent Difference
Franklin	44	610735Z Completion 4/16/2013	0/0 Reason(s):	Payment to the City of Pacific from the Cost Share program for the acceleration of 610735D interchange improvements and Osage Street capacity improvements. * The cost estimate deviated from the actual cost due to changing conditions after the estimate was established.	\$552 PE: \$0 CE Inc: \$0 CN: \$0 RW Inc: \$0 RW: \$0 Utilities: \$0 NonContract: \$552 Other: \$0 Budget Transfer: \$0	\$460 \$0 \$0 \$0 \$0 \$0 \$460 \$0 \$0	-16.67% \$ Difference -\$92
					\$2,341 \$188 \$326 \$1,828 \$0 \$0 \$0 \$0 \$0 \$0	-31.15% \$ Difference -\$1059	
Franklin	44	611690 Completion 2/21/2013	12/2009 Reason(s):	Replace westbound bridge and rehabilitate eastbound bridge 2 miles east of Rte. 185 at Winsel Creek. Project involves bridges F314 and L547. * The cost estimate deviated from the actual cost due to practical design after the project was programmed.	\$3,400 PE: \$447 CE Inc: \$190 CN: \$2,762 RW Inc: \$0 RW: \$0 Utilities: \$0 NonContract: \$1 Other: \$0 Budget Transfer: \$0	\$2,341 \$188 \$326 \$1,828 \$0 \$0 \$0 \$0 \$0 \$0	-31.15% \$ Difference -\$1059
					\$3,141 \$270 \$440 \$2,431 \$0 \$0 \$0 \$0 \$0 \$0	3.70% \$ Difference \$112	
Franklin	44	612084 Completion 10/19/2012	9/2010 Reason(s):	Bridge improvements at Rte. 185 in Sullivan. Project involves bridge A2048R. * The project cost to complete was within +/- 10 percent of the estimate.	\$3,029 PE: \$304 CE Inc: \$175 CN: \$2,549 RW Inc: \$0 RW: \$0 Utilities: \$0 NonContract: \$1 Other: \$0 Budget Transfer: \$0	\$3,141 \$270 \$440 \$2,431 \$0 \$0 \$0 \$0 \$0 \$0	3.70% \$ Difference \$112

Program Estimates Compared to Costs of Projects Completed SFY 2013
RSMo.21.795.2(5,6)

(Dollars in Thousands)

County	Route	Job Number	SFY Award Date	Description of Improvement / Location	Estimate	Cost to Complete	Percent Difference
Franklin	50	6P1948 Completion 3/21/2013	12/2010 Reason(s):	Pavement and ADA improvements from 0.5 mile east of Rte. UU to Rte. 47 South in Union. * The project cost to complete was within +/- 10 percent of the estimate.	\$1,269	\$1,184	-6.70%
					PE: \$270	\$162	\$ Difference -\$85
					CE Inc: \$64	\$120	
					CN: \$934	\$903	
					RW Inc: \$0	\$0	CN Award
					RW: \$0	\$0	Cost + Cont.
					Utilities: \$0	\$0	\$881
					NonContract: \$1	\$0	
					Other: \$0	\$0	
					Budget Transfer: \$0	\$0	
Franklin	50	6P2141 Completion 3/21/2013	12/2010 Reason(s):	Pavement improvements from Denmark Road to I-44. * The project cost to complete was within +/- 10 percent of the estimate.	\$557	\$537	-3.59%
					PE: \$20	\$23	\$ Difference -\$20
					CE Inc: \$34	\$51	
					CN: \$502	\$463	
					RW Inc: \$0	\$0	CN Award
					RW: \$0	\$0	Cost + Cont.
					Utilities: \$0	\$0	\$474
					NonContract: \$1	\$0	
					Other: \$0	\$0	
					Budget Transfer: \$0	\$0	
Franklin	N	652420 Completion 4/16/2013	0/0 Reason(s):	Payment to Pacific for sidewalks and drainage improvements from West Hawthorne Drive to Indian Trail Road. MoDOT maximum \$165,487 and EW Gateway STP enhancement funds \$661,948 - STP-5419(603). * The project cost to complete was within +/- 10 percent of the estimate.	\$885	\$804	-9.15%
					PE: \$0	\$0	\$ Difference -\$81
					CE Inc: \$58	\$56	
					CN: \$827	\$748	
					RW Inc: \$0	\$0	CN Award
					RW: \$0	\$0	Cost + Cont.
					Utilities: \$0	\$0	\$81
					NonContract: \$0	\$0	
					Other: \$0	\$0	
					Budget Transfer: \$0	\$0	

Program Estimates Compared to Costs of Projects Completed SFY 2013
RSMo.21.795.2(5,6)

(Dollars in Thousands)

County	Route	Job Number	SFY Award Date	Description of Improvement / Location	Estimate	Cost to Complete	Percent Difference
Franklin	North Loop Rd.	6S2118	9/2010	Relocate South Outer Road, construct turn lanes and widening from I-44 to Springfield Road. Cost Share project with Oak Grove. Maximum cost share funds \$1,256,406. Oak Grove will pay \$1,257,906 for construction and right of way.	\$2,951 PE: \$105 CE Inc: \$97 CN: \$1,414 RW Inc: \$33 RW: \$1,300 Utilities: \$0 NonContract: \$2 Other: \$0 Budget Transfer: \$0	\$2,342 \$99 \$184 \$1,043 \$54 \$962 \$0 \$0 \$0 \$0	-20.64% \$ Difference -\$609
Jefferson	21	6P2361	3/2012	Pavement improvements from Rte. H to the Washington County line.	\$1,849 PE: \$120 CE Inc: \$111 CN: \$1,618 RW Inc: \$0 RW: \$0 Utilities: \$0 NonContract: \$0 Other: \$0 Budget Transfer: \$0	\$725 \$26 \$46 \$653 \$0 \$0 \$0 \$0 \$0	-60.79% \$ Difference -\$1124
Jefferson	30	6P2373	2/2012	Intersection improvements at Main Street/Redwood Drive. Funded with Open Container funds.	\$716 PE: \$225 CE Inc: \$32 CN: \$459 RW Inc: \$0 RW: \$0 Utilities: \$0 NonContract: \$0 Other: \$0 Budget Transfer: \$0	\$767 \$78 \$94 \$595 \$0 \$0 \$0 \$0 \$0	7.12% \$ Difference \$51

Note: Estimates include actual right of way spent for jobs without programmed right of way.

Program Estimates Compared to Costs of Projects Completed SFY 2013
RSMo.21.795.2(5,6)

(Dollars in Thousands)

County	Route	Job Number	SFY Award Date	Description of Improvement / Location	Estimate	Cost to Complete	Percent Difference
Jefferson	30	6P2373C	7/2012	Geometric improvements at Dillion Road, Caroline Drive and Delores Drive. Funded by Open Container Program Funds.	\$1,239 PE: \$55 CE Inc: \$76 CN: \$1,108 RW Inc: \$0 RW: \$0 Utilities: \$0 NonContract: \$0 Other: \$0 Budget Transfer: \$0	\$921 \$52 \$95 \$774 \$0 \$0 \$0 \$0 \$0 \$0	-25.67% \$ Difference -\$318
		Completion 5/21/2013	Reason(s):	* The cost estimate deviated from the actual cost due to recent changes in market prices for project components.			CN Award Cost + Cont. \$794
Jefferson	55	6B0801H	4/2011	Bridge improvements on I-55 over Hillsboro Road/North Fifth Street in Festus. Funded by GARVEE. Project involves northbound and southbound bridges A0504 . Part of the Safe and Sound program.	\$4,432 PE: \$231 CE Inc: \$270 CN: \$3,930 RW Inc: \$0 RW: \$0 Utilities: \$0 NonContract: \$1 Other: \$0 Budget Transfer: \$0	\$5,231 \$0 \$571 \$4,650 \$0 \$0 \$0 \$9 \$0 \$0	18.03% \$ Difference \$799
		Completion 6/6/2013	Reason(s):	* The cost estimate deviated from the actual cost due to additional requirements after estimates were established and higher than expected inspection costs.			CN Award Cost + Cont. \$4,663
Jefferson	55	6I1010B	1/2010	Add lanes and widen/replace two bridges between north of Rte. M and north of Rte. Z. *Economic Recovery Project*	\$19,046 PE: \$738 CE Inc: \$1,168 CN: \$17,015 RW Inc: \$100 RW: \$0 Utilities: \$25 NonContract: \$0 Other: \$0 Budget Transfer: \$0	\$17,800 \$858 \$811 \$16,087 \$0 \$0 \$44 \$0 \$0 \$0	-6.54% \$ Difference -\$1246
		Completion 2/21/2013	Reason(s):	* The project cost to complete was within +/- 10 percent of the estimate.			CN Award Cost + Cont. \$15,766

Program Estimates Compared to Costs of Projects Completed SFY 2013
RSMo.21.795.2(5,6)

(Dollars in Thousands)

County	Route	Job Number	SFY Award Date	Description of Improvement / Location	Estimate	Cost to Complete	Percent Difference
Jefferson	55	611010D	11/2009	Interchange improvements at Rte. M. Project will be funded with earmark MO006 of \$4,479,646.02 and Motor Carrier Grant \$190,000.	\$6,840	\$3,238	-52.66%
		Completion 3/21/2013	Reason(s):		PE: \$2,020 CE Inc: \$264 CN: \$3,851 RW Inc: \$700 RW: \$0 Utilities: \$5 NonContract: \$0 Other: \$0 Budget Transfer: \$0	\$547 \$370 \$2,302 \$0 \$0 \$0 \$19 \$0 \$0	\$ Difference -\$3602 CN Award Cost + Cont. \$2,087
Jefferson	P	6L1000C	8/2011	Pavement improvements from Rte. A to Rte. 110.	\$577	\$537	-6.93%
		Completion 8/6/2012	Reason(s):		PE: \$32 CE Inc: \$35 CN: \$509 RW Inc: \$0 RW: \$0 Utilities: \$0 NonContract: \$1 Other: \$0 Budget Transfer: \$0	\$4 \$53 \$480 \$0 \$0 \$0 \$0 \$0 \$0	\$ Difference -\$40 CN Award Cost + Cont. \$467
St. Charles	364	6P2367D	6/2011	Ramp widening and signal improvement at the off-ramp to Muegge Road.	\$481	\$528	9.77%
		Completion 7/5/2012	Reason(s):		PE: \$35 CE Inc: \$28 CN: \$408 RW Inc: \$0 RW: \$10 Utilities: \$0 NonContract: \$0 Other: \$0 Budget Transfer: \$0	\$16 \$80 \$424 \$1 \$7 \$0 \$0 \$0	\$ Difference \$47 CN Award Cost + Cont. \$441

Program Estimates Compared to Costs of Projects Completed SFY 2013
RSMo.21.795.2(5,6)

(Dollars in Thousands)

County	Route	Job Number	SFY Award Date	Description of Improvement / Location	Estimate	Cost to Complete	Percent Difference
St. Charles	70	612120	6/2010	Pavement treatment from west of Rte. C to west of Rte. 94. * The cost estimate deviated from the actual cost due to competition among contractors and lower than expected engineering costs.	\$2,179	\$1,625	-25.42%
					PE: \$135	\$21	\$ Difference
					CE Inc: \$131	\$118	-\$554
					CN: \$1,913	\$1,486	
					RW Inc: \$0	\$0	CN Award
					RW: \$0	\$0	Cost + Cont.
					Utilities: \$0	\$0	\$1,473
					NonContract: \$0	\$0	
					Other: \$0	\$0	
					Budget Transfer: \$0	\$0	
St. Charles	70	612277	5/2011	Pavement improvements from Rte. Z to Lake St. Louis Boulevard. * The cost estimate deviated from the actual cost due to changes made to project during construction and lower than expected design costs.	\$1,943	\$1,709	-12.04%
					PE: \$45	\$6	\$ Difference
					CE Inc: \$122	\$131	-\$234
					CN: \$1,776	\$1,572	
					RW Inc: \$0	\$0	CN Award
					RW: \$0	\$0	Cost + Cont.
					Utilities: \$0	\$0	\$1,773
					NonContract: \$0	\$0	
					Other: \$0	\$0	
					Budget Transfer: \$0	\$0	
St. Charles	94	352009J	12/2010	Pavement improvements and shoulder widening from west of Rte. D to Walnut Springs Drive. * The cost estimate deviated from the actual cost due to competition among contractors, redesigns and lower than expected engineering costs.	\$2,279	\$1,194	-47.61%
					PE: \$100	\$57	\$ Difference
					CE Inc: \$140	\$59	-\$1085
					CN: \$2,039	\$1,077	
					RW Inc: \$0	\$0	CN Award
					RW: \$0	\$0	Cost + Cont.
					Utilities: \$0	\$0	\$1,028
					NonContract: \$0	\$0	
					Other: \$0	\$0	
					Budget Transfer: \$0	\$0	

Program Estimates Compared to Costs of Projects Completed SFY 2013
RSMo.21.795.2(5,6)

(Dollars in Thousands)

County	Route	Job Number	SFY Award Date	Description of Improvement / Location	Estimate	Cost to Complete	Percent Difference
St. Charles	94	6P2410	5/2012	Signal improvements from I-64 to Mid Rivers Mall Drive. Maximum CMAAQ funds \$432,850.	\$625 PE: \$49 CE Inc: \$27 CN: \$388 RW Inc: \$0 RW: \$0 Utilities: \$0 NonContract: \$161 Other: \$0 Budget Transfer: \$0	\$345 \$8 \$31 \$302 \$0 \$0 \$0 \$4 \$0 \$0	-44.80% \$ Difference -\$280
		Completion 10/19/2012	Reason(s): * The cost estimate deviated from the actual cost due to changing conditions after the estimate was established and lower than expected non-contractual costs.				CN Award Cost + Cont. \$188
St. Charles	D	6S2192	12/2010	Pavement improvements from Rte. DD to Rte. 94. Funding from HRRRP funds.	\$3,140 PE: \$230 CE Inc: \$187 CN: \$2,723 RW Inc: \$0 RW: \$0 Utilities: \$0 NonContract: \$0 Other: \$0 Budget Transfer: \$0	\$1,938 \$137 \$82 \$1,718 \$0 \$0 \$0 \$0 \$0 \$0	-38.28% \$ Difference -\$1202
		Completion 2/7/2013	Reason(s): * The cost estimate deviated from the actual cost due to redesigns, competition among contractors and lower than expected engineering costs.				CN Award Cost + Cont. \$1,804
St. Charles	D	6S2192B	5/2011	Pavement improvements and shoulder widening from 1.4 mile east of Rte. Z to Rte. DD. \$105,000 High Risk Rural Road funds.	\$744 PE: \$150 CE Inc: \$38 CN: \$556 RW Inc: \$0 RW: \$0 Utilities: \$0 NonContract: \$0 Other: \$0 Budget Transfer: \$0	\$819 \$23 \$71 \$725 \$0 \$0 \$0 \$0 \$0 \$0	10.08% \$ Difference \$75
		Completion 10/19/2012	Reason(s): * The cost estimate deviated from the actual cost due to additional requirements after estimates were established.				CN Award Cost + Cont. \$786

Note: Estimates include actual right of way spent for jobs without programmed right of way.

Program Estimates Compared to Costs of Projects Completed SFY 2013
RSMo.21.795.2(5,6)

(Dollars in Thousands)

County	Route	Job Number	SFY Award Date	Description of Improvement / Location	Estimate	Cost to Complete	Percent Difference
St. Charles	DD	652281	6/2010	Widen pavement and add shoulders from 0.25 mile west of Rte. 40/61 to 0.2 west of Sommers Road.	\$1,197 PE: \$73 CE Inc: \$72 CN: \$1,051 RW Inc: \$0 RW: \$0 Utilities: \$0 NonContract: \$1 Other: \$0 Budget Transfer: \$0	\$1,330 \$73 \$111 \$1,145 \$0 \$0 \$0 \$0 \$0 \$0	11.11% \$ Difference \$133
		Completion 2/21/2013	Reason(s):	* The cost estimate deviated from the actual cost due to recent changes in market prices for project components and higher than expected inspection costs.			CN Award Cost + Cont. \$1,186
St. Charles	DD	652310	5/2011	Pavement improvements and shoulder widening from 0.2 mile west of Sommers Road to Rte. D. \$550,000 High Risk Rural Road funds.	\$1,651 PE: \$150 CE Inc: \$96 CN: \$1,405 RW Inc: \$0 RW: \$0 Utilities: \$0 NonContract: \$0 Other: \$0 Budget Transfer: \$0	\$1,490 \$81 \$74 \$1,335 \$0 \$0 \$0 \$0 \$0 \$0	-9.75% \$ Difference -\$161
		Completion 10/19/2012	Reason(s):	* The project cost to complete was within +/- 10 percent of the estimate.			CN Award Cost + Cont. \$1,525
St. Charles	Katy Trail	600029	2/2010	MDNR bridge replacement on Katy Trail over Little Femme Osage Creek, near Defiance. *Economic Recovery Project*	\$284 PE: \$3 CE Inc: \$20 CN: \$261 RW Inc: \$0 RW: \$0 Utilities: \$0 NonContract: \$0 Other: \$0 Budget Transfer: \$0	\$284 \$1 \$50 \$233 \$0 \$0 \$0 \$0 \$0 \$0	0.00% \$ Difference \$0
		Completion 9/20/2012	Reason(s):	* The project cost to complete was within +/- 10 percent of the estimate.			CN Award Cost + Cont. \$254

Program Estimates Compared to Costs of Projects Completed SFY 2013
RSMo.21.795.2(5,6)

(Dollars in Thousands)

County	Route	Job Number	SFY Award Date	Description of Improvement / Location	Estimate	Cost to Complete	Percent Difference
St. Charles	N	6S1988	5/2011	Pavement improvements on Rte. N from Meadowlake Drive to Eagle Hill Drive. \$806,400 EWG STP-Urban funds	\$1,917 PE: \$375 CE Inc: \$86 CN: \$1,246 RW Inc: \$10 RW: \$200 Utilities: \$0 NonContract: \$0 Other: \$0 Budget Transfer: \$0	\$1,528 \$17 \$146 \$1,127 \$5 \$161 \$73 \$0 \$0 \$0	-20.29% \$ Difference -\$389
		Completion 8/6/2012	Reason(s):	* The cost estimate deviated from the actual cost due to lower than expected design costs and changing conditions after the estimate was established.	CN Award Cost + Cont. \$1,112		
St. Charles	P	6L1100	3/2012	Pavement improvements on Rte. P from Hoff Road to Rte. M and on Rte. F from Rte. D to Rte. 94.	\$1,221 PE: \$70 CE Inc: \$74 CN: \$1,077 RW Inc: \$0 RW: \$0 Utilities: \$0 NonContract: \$0 Other: \$0 Budget Transfer: \$0	\$1,017 \$10 \$33 \$974 \$0 \$0 \$0 \$0 \$0 \$0	-16.71% \$ Difference -\$204
		Completion 11/20/2012	Reason(s):	* The cost estimate deviated from the actual cost due to competition among contractors and lower than expected engineering costs.	CN Award Cost + Cont. \$963		
St. Charles	P	6S2391	5/2011	Pavement improvements and shoulder widening from Rte. 61 to east of Hoff Road. \$760,000 High Risk Rural Road and \$400,000 Operations funds.	\$1,307 PE: \$20 CE Inc: \$83 CN: \$1,204 RW Inc: \$0 RW: \$0 Utilities: \$0 NonContract: \$0 Other: \$0 Budget Transfer: \$0	\$1,265 \$5 \$91 \$1,169 \$0 \$0 \$0 \$0 \$0 \$0	-3.21% \$ Difference -\$42
		Completion 2/7/2013	Reason(s):	* The project cost to complete was within +/- 10 percent of the estimate.	CN Award Cost + Cont. \$1,259		

Program Estimates Compared to Costs of Projects Completed SFY 2013
RSMo.21.795.2(5,6)

(Dollars in Thousands)

County	Route	Job Number	SFY Award Date	Description of Improvement / Location	Estimate	Cost to Complete	Percent Difference
St. Louis	100	652154	4/2010	Pavement treatment from west of Mason Road to Rte. Jj.	\$1,955 PE: \$90 CE Inc: \$120 CN: \$1,745 RW Inc: \$0 RW: \$0 Utilities: \$0 NonContract: \$0 Other: Budget Transfer:	\$2,199 \$98 \$232 \$1,869 \$0 \$0 \$0 \$0 \$0 \$0 \$0 \$0 \$0 \$0	12.48% \$ Difference \$244
		Completion 3/21/2013	Reason(s):	* The cost estimate deviated from the actual cost due to changes made to project during construction and higher than expected inspection costs.			CN Award Cost + Cont. \$1,709
St. Louis	100	652394	0/0	Signal improvements on Rte. 100 from Taylor Rd. to Oakland Ave. Maximum CMAQ funds \$165,600.	\$207 PE: \$0 CE Inc: \$0 CN: \$0 RW Inc: \$0 RW: \$0 Utilities: \$0 NonContract: \$207 Other: Budget Transfer:	\$266 \$0 \$0 \$0 \$0 \$0 \$0 \$0 \$0 \$0 \$0	28.50% \$ Difference \$59
		Completion 4/16/2013	Reason(s):	* The cost estimate deviated from the actual cost due to additional requirements after estimates were established.			CN Award Cost + Cont. \$0
St. Louis	115	6P2398	0/0	Signal optimization on Rte. 115 from I-70 outer road to Jennings Station Road and Rte. D from Walton Road to Schuetz/Baur. Maximum CMAQ funds \$108,000.	\$135 PE: \$0 CE Inc: \$0 CN: \$0 RW Inc: \$0 RW: \$0 Utilities: \$0 NonContract: \$135 Other: Budget Transfer:	\$131 \$0 \$0 \$0 \$0 \$0 \$0 \$131 \$0 \$0	-2.96% \$ Difference -\$4
		Completion 5/3/2013	Reason(s):	* The project cost to complete was within +/- 10 percent of the estimate.			CN Award Cost + Cont. \$0

Program Estimates Compared to Costs of Projects Completed SFY 2013
RSMo.21.795.2(5,6)

(Dollars in Thousands)

County	Route	Job Number	SFY Award Date	Description of Improvement / Location	Estimate	Cost to Complete	Percent Difference
St. Louis	170	611924	3/2011	Bridge improvements on eight bridges from Nyflot to Scudder Road. Project involves bridges A2908, A2926, A2927, A2984, A2985, A2991, A2992, A2994.	\$3,361 PE: \$415 CE Inc: \$189 CN: \$2,757 RW Inc: \$0 RW: \$0 Utilities: \$0 NonContract: \$0 Other: \$0 Budget Transfer: \$0	\$2,524 \$28 \$126 \$2,370 \$0 \$0 \$0 \$0 \$0 \$0	-24.90% \$ Difference -\$837
		Completion 12/19/2012	Reason(s): * The cost estimate deviated from the actual cost due to lower than expected engineering costs, redesigns and competition among contractors.				CN Award Cost + Cont. \$2,426
St. Louis	170	611954	3/2011	Bridge improvements on 10 bridges from Nyflot to Scudder Road. Project involves bridges A2908, A2926, A2927, A2984, A2985, A2986, A2987, A2991, A2992, and A2994.	\$5,028 PE: \$498 CE Inc: \$291 CN: \$4,239 RW Inc: \$0 RW: \$0 Utilities: \$0 NonContract: \$0 Other: \$0 Budget Transfer: \$0	\$5,013 \$81 \$532 \$4,400 \$0 \$0 \$0 \$0 \$0 \$0	-0.30% \$ Difference -\$15
		Completion 12/19/2012	Reason(s): * The project cost to complete was within +/- 10 percent of the estimate.				CN Award Cost + Cont. \$4,678
St. Louis	255	612359B	6/2011	Bridge improvements on the Jefferson Barracks Bridge. Project involves bridge A1850 and A4936. 50/50 cost share with IDOT.	\$5,279 PE: \$265 CE Inc: \$322 CN: \$4,692 RW Inc: \$0 RW: \$0 Utilities: \$0 NonContract: \$0 Other: \$0 Budget Transfer: \$0	\$5,445 \$3 \$270 \$5,172 \$0 \$0 \$0 \$0 \$0 \$0	3.14% \$ Difference \$166
		Completion 9/6/2012	Reason(s): * The project cost to complete was within +/- 10 percent of the estimate.				CN Award Cost + Cont. \$5,315

Note: Estimates include actual right of way spent for jobs without programmed right of way.

Program Estimates Compared to Costs of Projects Completed SFY 2013
RSMo.21.795.2(5,6)

(Dollars in Thousands)

County	Route	Job Number	SFY Award Date	Description of Improvement / Location	Estimate	Cost to Complete	Percent Difference
St. Louis	267	6P2374	9/2011	Install sidewalks on the east side of Rte. 267 from south of Reavis Barracks to Rte. 61/67 (Lindbergh Blvd.) intersection in Lemay and Mehlville. \$821,000 Statewide Enhancement funds.	\$1,271 PE: \$170 CE Inc: \$70 CN: \$1,016 RW Inc: \$5 RW: \$0 Utilities: \$10 NonContract: \$0 Other: Budget Transfer:	\$1,131 \$92 \$92 \$947 \$0 \$0 \$0 \$0 \$0 \$0	-11.01% \$ Difference -\$140 CN Award Cost + Cont. \$939
		Completion 11/6/2012	Reason(s):	* The cost estimate deviated from the actual cost due to lower than expected design costs and competition among contractors.			
St. Louis	270	6I1830B	7/2009	Replace bridge and rebuild interchange at Dorsett Road. Cost-share project. St. Louis Co.- \$5.1 million, Dept. of Econ. Dev.- \$7 million, City of Maryland Heights- \$6.1 million, MoDOT Econ. Dev.- \$7.88 million and SAFETEA-LU below the line earmark- \$1.44 million MO093.	\$18,026 PE: \$2,815 CE Inc: \$956 CN: \$13,924 RW Inc: \$0 RW: \$0 Utilities: \$330 NonContract: \$1 Other: Budget Transfer:	\$12,783 \$1,089 \$756 \$10,713 \$0 \$0 \$225 \$1 \$0 \$0	-29.09% \$ Difference -\$5243 CN Award Cost + Cont. \$9,893
		Completion 11/6/2012	Reason(s):	* The cost estimate deviated from the actual cost due to practical design after the project was programmed and lower than expected design costs.			
St. Louis	270	6I1978	7/2009	Rehabilitate bridge over Marine Avenue. Project involves bridge A1487.	\$1,378 PE: \$131 CE Inc: \$80 CN: \$1,167 RW Inc: \$0 RW: \$0 Utilities: \$0 NonContract: \$0 Other: Budget Transfer:	\$2,059 \$31 \$187 \$1,841 \$0 \$0 \$0 \$0 \$0 \$0	49.42% \$ Difference \$681 CN Award Cost + Cont. \$1,892
		Completion 11/6/2012	Reason(s):	* The cost estimate deviated from the actual cost due to conditions deteriorating faster than expected, utilizing incentives/disincentives with the contract and higher than expected inspection costs.			

Program Estimates Compared to Costs of Projects Completed SFY 2013
RSMo.21.795.2(5,6)

(Dollars in Thousands)

County	Route	Job Number	SFY Award Date	Description of Improvement / Location	Estimate	Cost to Complete	Percent Difference
St. Louis	270	6I2010	6/2010	Pavement treatment from south of Rte. 100 to Rte. HH (Clayton Road).	\$561 PE: \$35 CE Inc: \$34 CN: \$490 RW Inc: \$0 RW: \$0 Utilities: \$0 NonContract: \$2 Other: \$0 Budget Transfer: \$0	\$856 \$32 \$83 \$741 \$0 \$0 \$0 \$0 \$0 \$0	52.58% \$ Difference \$295
		Completion 3/21/2013	Reason(s):	* The cost estimate deviated from the actual cost due to changing conditions after the estimate was established and higher than expected inspection costs.			CN Award Cost + Cont. \$782
St. Louis	270	6I2010B	4/2011	Pavement improvements from north of Rte. 340 to I-70.	\$4,066 PE: \$225 CE Inc: \$247 CN: \$3,594 RW Inc: \$0 RW: \$0 Utilities: \$0 NonContract: \$0 Other: \$0 Budget Transfer: \$0	\$3,301 \$30 \$211 \$3,060 \$0 \$0 \$0 \$0 \$0 \$0	-18.81% \$ Difference -\$765
		Completion 2/7/2013	Reason(s):	* The cost estimate deviated from the actual cost due to competition among contractors, redesigns and lower than expected engineering costs.			CN Award Cost + Cont. \$3,049
St. Louis	270	6I2010C	6/2010	Resurfacing from north of Rte HH (Clayton Rd) to north of Rte. 340.	\$1,582 PE: \$10 CE Inc: \$101 CN: \$1,471 RW Inc: \$0 RW: \$0 Utilities: \$0 NonContract: \$0 Other: \$0 Budget Transfer: \$0	\$1,269 \$3 \$103 \$1,163 \$0 \$0 \$0 \$0 \$0 \$0	-19.79% \$ Difference -\$313
		Completion 3/21/2013	Reason(s):	* The cost estimate deviated from the actual cost due to performing projects in combination.			CN Award Cost + Cont. \$1,171

Program Estimates Compared to Costs of Projects Completed SFY 2013
RSMo.21.795.2(5,6)

(Dollars in Thousands)

County	Route	Job Number	SFY Award Date	Description of Improvement / Location	Estimate	Cost to Complete	Percent Difference
St. Louis	270	6I2082	4/2011	Pavement improvements at I-270 and I-70 ramps.	\$506	\$729	44.07%
					PE: \$42	\$40	\$ Difference \$223
					CE Inc: \$30	\$65	
		Completion 2/7/2013	Reason(s):	* The cost estimate deviated from the actual cost due to changes made to project during construction, redesigns and higher than expected inspection costs.	CN: \$434	\$625	
					RW Inc: \$0	\$0	CN Award
					RW: \$0	\$0	Cost + Cont.
					Utilities: \$0	\$0	\$507
					NonContract: \$0	\$0	
					Other: \$0	\$0	
					Budget Transfer: \$0	\$0	
St. Louis	270	6I2099	6/2011	Bridge improvements over Coldwater Creek west of I-170 interchange. Project involves bridge L0717.	\$2,505	\$1,296	-48.26%
					PE: \$180	\$65	\$ Difference -\$1209
					CE Inc: \$149	\$99	
		Completion 12/19/2012	Reason(s):	* The cost estimate deviated from the actual cost due to redesigns, lower than expected engineering costs and changes made to project during construction.	CN: \$2,176	\$1,132	
					RW Inc: \$0	\$0	CN Award
					RW: \$0	\$0	Cost + Cont.
					Utilities: \$0	\$0	\$1,253
					NonContract: \$0	\$0	
					Other: \$0	\$0	
					Budget Transfer: \$0	\$0	
St. Louis	270	6I2393	5/2012	Construct right turn lane at I-270 eastbound exit ramp to eastbound Rte. 340. Maximum CMAQ funds \$122,400.	\$191	\$312	63.35%
					PE: \$15	\$51	\$ Difference \$121
					CE Inc: \$11	\$122	
		Completion 3/21/2013	Reason(s):	* The cost estimate deviated from the actual cost due to higher than expected engineering costs, changing conditions after the estimate was established and changes made to project during construction.	CN: \$165	\$139	
					RW Inc: \$0	\$0	CN Award
					RW: \$0	\$0	Cost + Cont.
					Utilities: \$0	\$0	\$151
					NonContract: \$0	\$0	
					Other: \$0	\$0	
					Budget Transfer: \$0	\$0	

**Program Estimates Compared to Costs of Projects Completed SFY 2013
RSMo.21.795.2(5,6)**

(Dollars in Thousands)

County	Route	Job Number	SFY Award Date	Description of Improvement / Location	Estimate	Cost to Complete	Percent Difference
St. Louis	364	6P2364	2/2012	Pavement improvements from Bennington Place to east of Schuetz Road.	\$1,408 PE: \$87 CE Inc: \$85 CN: \$1,236 RW Inc: \$0 RW: \$0 Utilities: \$0 NonContract: \$0 Other: \$0 Budget Transfer: \$0	\$1,602 \$41 \$93 \$1,468 \$0 \$0 \$0 \$0 \$0 \$0	13.78% \$ Difference \$194
		Completion 2/7/2013	Reason(s): * The cost estimate deviated from the actual cost due to additional requirements after estimates were established.				CN Award Cost + Cont. \$1,476
St. Louis	364	6U1045B	7/2009	Grading, paving and bridges from Bennington Road to I-270. Add lanes and reconstruct westbound Rte. D ramps at I-270. Project involves new bridges.	\$27,561 PE: \$3,105 CE Inc: \$1,496 CN: \$21,794 RW Inc: \$9 RW: \$307 Utilities: \$850 NonContract: \$0 Other: \$0 Budget Transfer: \$0	\$26,398 \$4,521 \$893 \$20,273 \$1 \$192 \$508 \$10 \$0 \$0	-4.22% \$ Difference -\$1163
		Completion 11/6/2012	Reason(s): * The project cost to complete was within +/- 10 percent of the estimate.				CN Award Cost + Cont. \$22,397
St. Louis	370	6P2367B	6/2011	Add a temporary lane eastbound and westbound during the westbound I-70 Missouri River (Blanchette) Bridge rehabilitation between Earth City Expressway and Rte. 94.	\$551 PE: \$54 CE Inc: \$0 CN: \$496 RW Inc: \$0 RW: \$0 Utilities: \$0 NonContract: \$1 Other: \$0 Budget Transfer: \$0	\$804 \$27 \$78 \$699 \$0 \$0 \$0 \$0 \$0 \$0	45.92% \$ Difference \$253
		Completion 9/20/2012	Reason(s): * The cost estimate deviated from the actual cost due to changing conditions after the estimate was established, redesigns and higher than expected inspection costs.				CN Award Cost + Cont. \$675

Note: Estimates include actual right of way spent for jobs without programmed right of way.

Program Estimates Compared to Costs of Projects Completed SFY 2013
RSMo.21.795.2(5,6)

(Dollars in Thousands)

County	Route	Job Number	SFY Award Date	Description of Improvement / Location	Estimate	Cost to Complete	Percent Difference
St. Louis	44	611967	6/2012	Pavement improvements from east of Williams Creek to the commuter parking lot entrance.	\$562 PE: \$200 CE Inc: \$23 CN: \$339 RW Inc: \$0 RW: \$0 Utilities: \$0 NonContract: \$0 Other: \$0 Budget Transfer: \$0	\$487 \$82 \$24 \$381 \$0 \$0 \$0 \$0 \$0	-13.35% \$ Difference -\$75
		Completion 3/21/2013	Reason(s):	* The cost estimate deviated from the actual cost due to lower than expected design cost.			CN Award Cost + Cont. \$370
St. Louis	44	612009	11/2009	Resurface pavement and restripe existing roadway back to 4 lanes in each direction from the Meramec River to I-55.	\$8,317 PE: \$100 CE Inc: \$528 CN: \$7,688 RW Inc: \$0 RW: \$0 Utilities: \$0 NonContract: \$1 Other: \$0 Budget Transfer: \$0	\$7,779 \$73 \$509 \$7,197 \$0 \$0 \$0 \$0 \$0 \$0	-6.47% \$ Difference -\$538
		Completion 3/21/2013	Reason(s):	* The project cost to complete was within +/- 10 percent of the estimate.			CN Award Cost + Cont. \$6,708
St. Louis	44	612392	3/2012	Extend eastbound off-ramp deceleration lane, extend and widen right and left turn lanes at Rte. 141. Maximum CMAQ funds \$393,278.	\$580 PE: \$44 CE Inc: \$34 CN: \$502 RW Inc: \$0 RW: \$0 Utilities: \$0 NonContract: \$0 Other: \$0 Budget Transfer: \$0	\$508 \$98 \$50 \$359 \$0 \$0 \$0 \$0 \$0	-12.41% \$ Difference -\$72
		Completion 2/7/2013	Reason(s):	* The cost estimate deviated from the actual cost due to redesigns and changes made to project during construction.			CN Award Cost + Cont. \$367

Program Estimates Compared to Costs of Projects Completed SFY 2013
RSMo.21.795.2(5,6)

(Dollars in Thousands)

County	Route	Job Number	SFY Award Date	Description of Improvement / Location	Estimate	Cost to Complete	Percent Difference
St. Louis	44	6P2306	6/2012	Remove bridge deck over the Meramec River. Project involves bridge J0421.	\$392 PE: \$65 CE Inc: \$21 CN: \$306 RW Inc: \$0 RW: \$0 Utilities: \$0 NonContract: \$0 Other: \$0 Budget Transfer: \$0	\$459 \$54 \$59 \$346 \$0 \$0 \$0 \$0 \$0	17.09% \$ Difference \$67
		Completion 6/19/2013	Reason(s):	* The cost estimate deviated from the actual cost due to additional requirements after estimates were established and higher than expected inspection costs.			CN Award Cost + Cont. \$351
St. Louis	55	6I2218	6/2011	Signal, lighting and ADA facilities improvements at Bayless Avenue.	\$665 PE: \$65 CE Inc: \$39 CN: \$561 RW Inc: \$0 RW: \$0 Utilities: \$0 NonContract: \$0 Other: \$0 Budget Transfer: \$0	\$475 \$46 \$90 \$339 \$0 \$0 \$0 \$0 \$0	-28.57% \$ Difference -\$190
		Completion 11/6/2012	Reason(s):	* The cost estimate deviated from the actual cost due to competition among contractors and changes made to project during construction.			CN Award Cost + Cont. \$363
St. Louis	64	6I0978C	0/0	Lower MetroLink rail line approximately 20' to obtain needed profile for new I-64 at St. Louis Terminal Railroad, proposed MetroLink crossing. Payment to Metro (Bi-State). Includes design, construction cost, utility relocations and underpinning of structures.	\$10,000 PE: \$0 CE Inc: \$0 CN: \$10,000 RW Inc: \$0 RW: \$0 Utilities: \$0 NonContract: \$0 Other: \$0 Budget Transfer: \$0	\$0 \$0 \$0 \$0 \$0 \$0 \$0 \$0	-100.00% \$ Difference -\$10000
		Completion 4/16/2013	Reason(s):	* The cost estimate deviated from the actual cost due to expenses being charged to project 6I0978.			CN Award Cost + Cont. \$0

Note: Estimates include actual right of way spent for jobs without programmed right of way.

Program Estimates Compared to Costs of Projects Completed SFY 2013
RSMo.21.795.2(5,6)

(Dollars in Thousands)

County	Route	Job Number	SFY Award Date	Description of Improvement / Location	Estimate	Cost to Complete	Percent Difference
St. Louis	64	6P2199	6/2012	Pavement improvements from east of Boone's Crossing to east of Spirit Blvd. in the Chesterfield Valley.	\$2,326 PE: \$270 CE Inc: \$132 CN: \$1,924 RW Inc: \$0 RW: \$0 Utilities: \$0 NonContract: \$0 Other: \$0 Budget Transfer:	\$1,006 \$47 \$56 \$904 \$0 \$0 \$0 \$0 \$0 \$0 \$0	-56.75% \$ Difference -\$1320
		Completion 3/21/2013	Reason(s):	* The cost estimate deviated from the actual cost due to redesigns and lower than expected engineering costs.			CN Award Cost + Cont. \$998
St. Louis	64	6Q2038F	0/0	Purchase of ITS equipment for 6Q2036, 6Q2037 and 6Q2037H.	\$751 PE: \$1 CE Inc: \$0 CN: \$0 RW Inc: \$0 RW: \$0 Utilities: \$0 NonContract: \$750 Other: \$0 Budget Transfer:	\$150 \$1 \$0 \$0 \$0 \$0 \$0 \$149 \$0 \$0	-80.03% \$ Difference -\$601
		Completion 12/17/2012	Reason(s):	* The cost estimate deviated from the actual cost due to changing conditions after the estimate was established.			CN Award Cost + Cont. \$0
St. Louis	64	6Q2039C	0/0	ITS operations, MoDOT staff, equipment maintenance and Transportation Management Center (TMC) operations at the TMC building.	\$830 PE: \$0 CE Inc: \$0 CN: \$0 RW Inc: \$0 RW: \$0 Utilities: \$0 NonContract: \$830 Other: \$0 Budget Transfer:	\$0 \$0 \$0 \$0 \$0 \$0 \$0 \$0 \$0 \$0	-100.00% \$ Difference -\$830
		Completion 12/17/2012	Reason(s):	* The cost estimate deviated from the actual cost due to expenses being charged to the District Operations budget.			CN Award Cost + Cont. \$0

Program Estimates Compared to Costs of Projects Completed SFY 2013
RSMo.21.795.2(5,6)

(Dollars in Thousands)

County	Route	Job Number	SFY Award Date	Description of Improvement / Location	Estimate	Cost to Complete	Percent Difference
St. Louis	64	6Q2039D	0/0	ITS operations, contract staffing and professional services at the Transportation Management Center (TMC) building. * The cost estimate deviated from the actual cost due to this being an ITS Contract that was extended for a maximum two year term.	\$1,430 PE: \$0 CE Inc: \$0 CN: \$0 RW Inc: \$0 RW: \$0 Utilities: \$0 NonContract: \$1,430 Other: \$0 Budget Transfer: \$0	\$1,768 \$0 \$0 \$0 \$0 \$0 \$0 \$1,768 \$0 \$0	23.64% \$ Difference \$338
		Completion 12/17/2012	Reason(s):		\$830 PE: \$0 CE Inc: \$0 CN: \$0 RW Inc: \$0 RW: \$0 Utilities: \$0 NonContract: \$830 Other: \$0 Budget Transfer: \$0	\$830 \$0 \$0 \$0 \$0 \$0 \$0 \$0 \$0 \$0	0.00% \$ Difference \$0
St. Louis	64	6Q2246D	0/0	ITS operations, contract staffing and professional services at the Transportation Management Center (TMC) building. * The cost estimate deviated from the actual cost due to lower than expected ITS operations cost.	\$1,430 PE: \$0 CE Inc: \$0 CN: \$0 RW Inc: \$0 RW: \$0 Utilities: \$0 NonContract: \$1,430 Other: \$0 Budget Transfer: \$0	\$984 \$0 \$0 \$0 \$0 \$0 \$0 \$798 \$0 \$186	-31.19% \$ Difference -\$446

Program Estimates Compared to Costs of Projects Completed SFY 2013
RSMo.21.795.2(5,6)

(Dollars in Thousands)

County	Route	Job Number	SFY Award Date	Description of Improvement / Location	Estimate	Cost to Complete	Percent Difference
St. Louis	64	6Q2246F	0/0	ITS system preservation, repair and upgrades at the Transportation Management Center (TMC) building.	\$765 PE: \$0 CE Inc: \$0 CN: \$0 RW Inc: \$0 RW: \$0 Utilities: \$0 NonContract: \$765 Other: \$0 Budget Transfer: \$100	\$547 \$0 \$0 \$0 \$0 \$0 \$0 \$447 \$0 \$100	-28.50% \$ Difference -\$218
		Completion 4/23/2013	Reason(s): * The cost estimate deviated from the actual cost due to expenses being charged to the District Operations budget.				CN Award Cost + Cont. \$0
St. Louis	67	6P2396	4/2012	Ramp improvements at I-270. Maximum CMAQ funds \$299,317.	\$447 PE: \$40 CE Inc: \$26 CN: \$381 RW Inc: \$0 RW: \$0 Utilities: \$0 NonContract: \$0 Other: \$0 Budget Transfer:	\$451 \$52 \$39 \$361 \$0 \$0 \$0 \$0 \$0 \$0	0.89% \$ Difference \$4
		Completion 12/6/2012	Reason(s): * The project cost to complete was within +/- 10 percent of the estimate.				CN Award Cost + Cont. \$328
St. Louis	67	6P2436	5/2012	Slide repairs on Rte. 67 between Missouri Bottom Rd. and Rte. B, and on Rte. 370 at I-270 interchange.	\$574 PE: \$40 CE Inc: \$34 CN: \$500 RW Inc: \$0 RW: \$0 Utilities: \$0 NonContract: \$0 Other: \$0 Budget Transfer:	\$580 \$19 \$32 \$528 \$0 \$0 \$0 \$0 \$0 \$0	1.05% \$ Difference \$6
		Completion 6/6/2013	Reason(s): * The project cost to complete was within +/- 10 percent of the estimate.				CN Award Cost + Cont. \$543

Program Estimates Compared to Costs of Projects Completed SFY 2013
RSMo.21.795.2(5,6)

(Dollars in Thousands)

County	Route	Job Number	SFY Award Date	Description of Improvement / Location	Estimate	Cost to Complete	Percent Difference
St. Louis	70	6I2024	4/2010	Pavement treatment from I-270 to Fee Fee Road.	\$1,998 PE: \$175 CE Inc: \$117 CN: \$1,706 RW Inc: \$0 RW: \$0 Utilities: \$0 NonContract: \$0 Other: \$0 Budget Transfer: \$0	\$1,818 \$39 \$200 \$1,579 \$0 \$0 \$0 \$0 \$0 \$0	-9.01% \$ Difference -\$180
		Completion 3/21/2013	Reason(s):	* The project cost to complete was within +/- 10 percent of the estimate.			CN Award Cost + Cont. \$1,532
St. Louis	70	6I2106B	4/2010	Restripe roadway to provide 3 lanes each direction from I-270 to I-170. Project is to restripe back to the 3 lanes after I-64 construction is complete.	\$1,908 PE: \$150 CE Inc: \$113 CN: \$1,645 RW Inc: \$0 RW: \$0 Utilities: \$0 NonContract: \$0 Other: \$0 Budget Transfer: \$0	\$1,646 \$92 \$45 \$1,422 \$0 \$0 \$0 \$0 \$86 \$0	-13.73% \$ Difference -\$262
		Completion 3/21/2013	Reason(s):	* The cost estimate deviated from the actual cost due to lower than expected engineering costs, changes made to project during construction and redesigns.			CN Award Cost + Cont. \$1,534
St. Louis	70	6I2238	12/2011	Pavement improvements on the Earth City interchange.	\$1,476 PE: \$115 CE Inc: \$87 CN: \$1,273 RW Inc: \$0 RW: \$0 Utilities: \$0 NonContract: \$1 Other: \$0 Budget Transfer: \$0	\$1,002 \$49 \$84 \$870 \$0 \$0 \$0 \$0 \$0 \$0	-32.11% \$ Difference -\$474
		Completion 6/6/2013	Reason(s):	* The cost estimate deviated from the actual cost due to redesigns, changes made to project during construction and lower than expected design cost.			CN Award Cost + Cont. \$964

Note: Estimates include actual right of way spent for jobs without programmed right of way.

Program Estimates Compared to Costs of Projects Completed SFY 2013
RSMo.21.795.2(5,6)

(Dollars in Thousands)

County	Route	Job Number	SFY Award Date	Description of Improvement / Location	Estimate	Cost to Complete	Percent Difference
St. Louis	70	6I2244	4/2010	Guardrail upgrades at I-170 interchange.	\$116 PE: \$9 CE Inc: \$7 CN: \$100 RW Inc: \$0 RW: \$0 Utilities: \$0 NonContract: \$0 Other: \$0 Budget Transfer: \$0	\$126 \$13 \$3 \$110 \$0 \$0 \$0 \$0 \$0 \$0	8.62% \$ Difference \$10
		Completion 3/21/2013	Reason(s):	* The project cost to complete was within +/- 10 percent of the estimate.			CN Award Cost + Cont. \$112
St. Louis	70	6I2366B	4/2012	ADA and drainage grate improvements from west of Bermuda Road to east of St. Louis Avenue.	\$585 PE: \$40 CE Inc: \$35 CN: \$510 RW Inc: \$0 RW: \$0 Utilities: \$0 NonContract: \$0 Other: \$0 Budget Transfer: \$0	\$438 \$0 \$102 \$336 \$0 \$0 \$0 \$0 \$0 \$0	-25.13% \$ Difference -\$147
		Completion 3/21/2013	Reason(s):	* The cost estimate deviated from the actual cost due to changing conditions after the estimate was established and lower than expected design costs.			CN Award Cost + Cont. \$340
St. Louis	70	6P2367	10/2011	ITS improvements on the Blanchette Bridge.	\$786 PE: \$48 CE Inc: \$44 CN: \$644 RW Inc: \$0 RW: \$0 Utilities: \$50 NonContract: \$0 Other: \$0 Budget Transfer: \$0	\$685 \$69 \$63 \$512 \$0 \$0 \$40 \$0 \$0 \$0	-12.85% \$ Difference -\$101
		Completion 11/6/2012	Reason(s):	* The cost estimate deviated from the actual cost due to competition among contractors.			CN Award Cost + Cont. \$528

Program Estimates Compared to Costs of Projects Completed SFY 2013
RSMo.21.795.2(5,6)

(Dollars in Thousands)

County	Route	Job Number	SFY Award Date	Description of Improvement / Location	Estimate	Cost to Complete	Percent Difference
St. Louis	70	6P2367C	4/2011	Add a temporary exit lane from westbound I-70 ramp to I-270.	\$516 PE: \$80 CE Inc: \$28 CN: \$408 RW Inc: \$0 RW: \$0 Utilities: \$0 NonContract: \$0 Other: \$0 Budget Transfer: \$0	\$535 \$19 \$48 \$468 \$0 \$0 \$0 \$0 \$0 \$0	3.68% \$ Difference \$19
		Completion 2/7/2013	Reason(s): * The project cost to complete was within +/- 10 percent of the estimate.				CN Award Cost + Cont. \$523
St. Louis	AC	6S2230	2/2011	Pavement improvements from Coldwater Creek to Rte. 67.	\$786 PE: \$90 CE Inc: \$45 CN: \$651 RW Inc: \$0 RW: \$0 Utilities: \$0 NonContract: \$0 Other: \$0 Budget Transfer: \$0	\$732 \$42 \$86 \$605 \$0 \$0 \$0 \$0 \$0 \$0	-6.87% \$ Difference -\$54
		Completion 2/21/2013	Reason(s): * The project cost to complete was within +/- 10 percent of the estimate.				CN Award Cost + Cont. \$561
St. Louis	CC	6S1806	0/0	Replace bridge over Bonhomme Creek at Long Road. Project involves bridge Z0786R. \$1.4 million for payment to St. Louis County.	\$1,580 PE: \$180 CE Inc: \$0 CN: \$1,400 RW Inc: \$0 RW: \$0 Utilities: \$0 NonContract: \$0 Other: \$0 Budget Transfer: \$0	\$1,427 \$1 \$26 \$1,400 \$0 \$0 \$0 \$0 \$0 \$0	-9.68% \$ Difference -\$153
		Completion 4/16/2013	Reason(s): * The project cost to complete was within +/- 10 percent of the estimate.				CN Award Cost + Cont. \$0

Program Estimates Compared to Costs of Projects Completed SFY 2013
RSMo.21.795.2(5,6)

(Dollars in Thousands)

County	Route	Job Number	SFY Award Date	Description of Improvement / Location	Estimate	Cost to Complete	Percent Difference
St. Louis	EE	6S1973	6/2010	Resurfacing from Rte. 115 (Natural Bridge Road) to Rte. 180 (St. Charles Rock Road).	\$1,262 PE: \$105 CE Inc: \$74 CN: \$1,073 RW Inc: \$0 RW: \$0 Utilities: \$10 NonContract: \$0 Other: Budget Transfer:	\$1,220 \$97 \$88 \$1,034 \$0 \$0 \$0 \$0 \$0 \$0 \$0	-3.33% \$ Difference -\$42 CN Award Cost + Cont. \$955
		Completion 2/7/2013	Reason(s):	* The project cost to complete was within +/- 10 percent of the estimate.			
St. Louis	IS Various	6I1450	0/0	Intelligent Transportation System (ITS) software development at various locations on various routes in the St. Louis metro area. 6I1450B, 6I1450C and 6I1450D split from this project.	\$2,657 PE: \$161 CE Inc: \$0 CN: \$2,496 RW Inc: \$0 RW: \$0 Utilities: \$0 NonContract: \$0 Other: Budget Transfer:	\$5,711 \$126 \$0 \$5,097 \$0 \$0 \$0 \$0 \$488 \$0	114.94% \$ Difference \$3054 CN Award Cost + Cont. \$0
		Completion 5/3/2013	Reason(s):	* The cost estimate deviated from the actual cost due to changes made to project during construction.			
St. Louis	JJ	6S1859	6/2011	Pavement improvements from Conway Road to Rte. 100.	\$3,836 PE: \$252 CE Inc: \$235 CN: \$3,349 RW Inc: \$0 RW: \$0 Utilities: \$0 NonContract: \$0 Other: Budget Transfer:	\$1,952 \$132 \$194 \$1,627 \$0 \$0 \$0 \$0 \$0 \$0	-49.11% \$ Difference -\$1884 CN Award Cost + Cont. \$1,616
		Completion 2/7/2013	Reason(s):	* The cost estimate deviated from the actual cost due to redesigns and lower than expected engineering costs.			

Program Estimates Compared to Costs of Projects Completed SFY 2013
RSMo.21.795.2(5,6)

(Dollars in Thousands)

County	Route	Job Number	SFY Award Date	Description of Improvement / Location	Estimate	Cost to Complete	Percent Difference
St. Louis City	30	6P2305	0/0	Signal optimization on Rte. 30 from River Des Peres to 12th Street/Geyer and Rte. 100 from McCausland to Broadway/4th Street. Maximum EW STP funds - \$279,000 for 6P2305 and 6P2305B.	\$197 PE: \$1 CE Inc: \$0 CN: \$196 RW Inc: \$0 RW: \$0 Utilities: \$0 NonContract: \$0 Other: \$0 Budget Transfer: \$0	\$194 \$0 \$0 \$0 \$0 \$0 \$194 \$0 \$0	-1.52% \$ Difference -\$3
		Completion 5/3/2013	Reason(s):	* The project cost to complete was within +/- 10 percent of the estimate.			CN Award Cost + Cont. \$0
St. Louis City	44	6I2089	6/2011	Bridge and pavement improvements from east of Jamison Avenue to Shrewsbury Avenue. Project involves bridge A2317.	\$4,654 PE: \$320 CE Inc: \$278 CN: \$4,056 RW Inc: \$0 RW: \$0 Utilities: \$0 NonContract: \$0 Other: \$0 Budget Transfer: \$0	\$3,937 \$94 \$159 \$3,684 \$0 \$0 \$0 \$0 \$0 \$0	-15.41% \$ Difference -\$717
		Completion 11/6/2012	Reason(s):	* The cost estimate deviated from the actual cost due to lower than expected engineering costs, changes made to project during construction and a value engineering study (cost savings).			CN Award Cost + Cont. \$3,908
St. Louis City	64	6I0985J	2/2010	Seismic retrofit and replace drainage system from west of 11th Street to west of 7th Street. Project involves bridge A15017.	\$13,701 PE: \$1,330 CE Inc: \$788 CN: \$11,483 RW Inc: \$0 RW: \$0 Utilities: \$100 NonContract: \$0 Other: \$0 Budget Transfer: \$0	\$14,565 \$138 \$1,299 \$12,997 \$0 \$0 \$130 \$1 \$0 \$0	6.31% \$ Difference \$864
		Completion 2/21/2013	Reason(s):	* The project cost to complete was within +/- 10 percent of the estimate.			CN Award Cost + Cont. \$12,873

Note: Estimates include actual right of way spent for jobs without programmed right of way.

Program Estimates Compared to Costs of Projects Completed SFY 2013
RSMo.21.795.2(5,6)

(Dollars in Thousands)

County	Route	Job Number	SFY Award Date	Description of Improvement / Location	Estimate	Cost to Complete	Percent Difference
St. Louis City	64	610985M Completion 2/21/2013	2/2010 Reason(s):	Seismic retrofit work next to General Services Administration federal building between 11th Street and 14th Street. Project involves bridge A15017. * The project cost to complete was within +/- 10 percent of the estimate.	\$6,356	\$6,493	2.16%
					PE: \$1,200	\$105	\$ Difference \$137
					CE Inc: \$331	\$220	
					CN: \$4,825	\$6,168	
					RW Inc: \$0	\$0	CN Award
					RW: \$0	\$0	Cost + Cont.
					Utilities: \$0	\$0	\$6,388
					NonContract: \$0	\$0	
					Other: \$0	\$0	
					Budget Transfer: \$0	\$0	
St. Louis City	64	610985O Completion 9/6/2012	12/2010 Reason(s):	Seismic retrofit, replace drainage system and bridge maintenance from 8th Street to 21st Street. Includes retrofit at Ramp O. Project involves bridges A15017 and A15231. * The project cost to complete was within +/- 10 percent of the estimate.	\$6,809	\$6,739	-1.03%
					PE: \$600	\$140	\$ Difference -\$70
					CE Inc: \$389	\$345	
					CN: \$5,670	\$6,124	
					RW Inc: \$0	\$54	CN Award
					RW: \$100	\$77	Cost + Cont.
					Utilities: \$50	\$0	\$5,651
					NonContract: \$0	\$0	
					Other: \$0	\$0	
					Budget Transfer: \$0	\$0	
St. Louis City	64	610985P Completion 9/6/2012	12/2010 Reason(s):	Bridge maintenance from 7th Street to 21st Street. 3 disconnected sections - 7th Street to 14th Street, 16th Street to 18th Street and 20th Street to 21st Street. * The cost estimate deviated from the actual cost due to a value engineering study (cost savings) and lower than expected right of way and engineering costs.	\$5,035	\$3,809	-24.35%
					PE: \$139	\$18	\$ Difference -\$1226
					CE Inc: \$282	\$77	
					CN: \$4,114	\$3,711	
					RW Inc: \$0	\$1	CN Award
					RW: \$500	\$1	Cost + Cont.
					Utilities: \$0	\$0	\$3,792
					NonContract: \$0	\$0	
					Other: \$0	\$0	
					Budget Transfer: \$0	\$0	

**Program Estimates Compared to Costs of Projects Completed SFY 2013
RSMo.21.795.2(5,6)**

(Dollars in Thousands)

County	Route	Job Number	SFY Award Date	Description of Improvement / Location	Estimate	Cost to Complete	Percent Difference
St. Louis City	64	610985Q	2/2010	Bridge maintenance from west of 7th Street to 14th Street.	\$4,761 PE: \$1 CE Inc: \$306 CN: \$4,454 RW Inc: \$0 RW: \$0 Utilities: \$0 NonContract: \$0 Other: \$0 Budget Transfer: \$0	\$7,617 \$13 \$106 \$7,498 \$0 \$0 \$0 \$0 \$0 \$0 \$0 \$0 \$0	59.99% \$ Difference \$2856 CN Award Cost + Cont. \$7,393
St. Louis City	64	612235	0/0	Purchase and install signal and pedestrian facilities at the I-64 westbound on-ramp at Broadway Street. Cost participation project between St. Louis Cardinals and MoDOT. MoDOT maximum is \$75,000. City to let project. cost represents MoDOT's share.	\$90 PE: \$15 CE Inc: \$0 CN: \$0 RW Inc: \$0 RW: \$0 Utilities: \$0 NonContract: \$75 Other: \$0 Budget Transfer: \$0	\$90 \$15 \$0 \$0 \$0 \$0 \$0 \$75 \$0 \$0 \$0	0.00% \$ Difference \$0 CN Award Cost + Cont. \$0
St. Louis City	799	6P2388	0/0	Payment to IDOT for bridge improvements on the Martin Luther King Bridge. Project involves bridge A4856. Project will be let by IDOT.	\$40 PE: \$0 CE Inc: \$0 CN: \$40 RW Inc: \$0 RW: \$0 Utilities: \$0 NonContract: \$0 Other: \$0 Budget Transfer: \$0	\$0 \$0 \$0 \$0 \$0 \$0 \$0 \$75 \$0 \$0 \$0	-100.00% \$ Difference -\$40 CN Award Cost + Cont. \$70

Note: Estimates include actual right of way spent for jobs without programmed right of way.

Program Estimates Compared to Costs of Projects Completed SFY 2013
RSMo.21.795.2(5,6)

(Dollars in Thousands)

County	Route	Job Number	SFY Award Date	Description of Improvement / Location	Estimate	Cost to Complete	Percent Difference
St. Louis City	H	6I2231	5/2012	Pavement improvements at the I-270 interchange.	\$450 PE: \$30 CE Inc: \$27 CN: \$393 RW Inc: \$0 RW: \$0 Utilities: \$0 NonContract: \$0 Other: \$0 Budget Transfer: \$0	\$399 \$56 \$7 \$335 \$0 \$0 \$0 \$0 \$0 \$0 \$0	-11.33% \$ Difference -\$51 CN Award Cost + Cont. \$366
		Completion 2/21/2013	Reason(s):	* The cost estimate deviated from the actual cost due to changes made to project during construction, redesigns and lower than expected inspection costs.			
St. Louis City	Washington Ave.	6W0001	3/2010	Municipal dock improvements. Actual costs are charged to project ARRA-E506(040). *Economic Recovery Project*	\$400 PE: \$42 CE Inc: \$15 CN: \$343 RW Inc: \$0 RW: \$0 Utilities: \$0 NonContract: \$0 Other: \$0 Budget Transfer: \$0	\$388 \$0 \$0 \$0 \$0 \$0 \$0 \$0 \$0 \$0 \$0	-3.00% \$ Difference -\$12 CN Award Cost + Cont. \$356
		Completion 5/6/2013	Reason(s):	* Actual costs are charged to project ARRA-E506(040). * The project cost to complete was within +/- 10 percent of the estimate.			
Various	Various	6I2408	11/2011	ITS improvements on various locations on I-170, I-255, I-270 and I-44. Maximum CMAQ funds \$602,800.	\$661 PE: \$68 CE Inc: \$30 CN: \$442 RW Inc: \$0 RW: \$0 Utilities: \$0 NonContract: \$321 Other: \$0 Budget Transfer: \$0	\$498 \$25 \$15 \$456 \$0 \$0 \$0 \$2 \$0 \$0	-42.16% \$ Difference -\$363 CN Award Cost + Cont. \$332
		Completion 4/19/2013	Reason(s):	* The cost estimate deviated from the actual cost due to lower than expected non-contractual costs, changing conditions after the estimate was established and lower than expected engineering costs.			

Program Estimates Compared to Costs of Projects Completed SFY 2013
RSMo.21.795.2(5,6)

(Dollars in Thousands)

County	Route	Job Number	SFY Award Date	Description of Improvement / Location	Estimate	Cost to Complete	Percent Difference
Various	Various	6P0145	7/2010	Payment for 3M tape installation warranty. St. Louis District share. Funding from operations funds.	\$338 PE: \$0 CE Inc: \$0 CN: \$0 RW Inc: \$0 RW: \$0 Utilities: \$0 NonContract: \$338 Other: \$0 Budget Transfer: \$0	\$311 \$0 \$0 \$0 \$0 \$0 \$0 \$311 \$0 \$0	-7.99% \$ Difference -\$27
		Completion 2/27/2013	Reason(s): * The project cost to complete was within +/- 10 percent of the estimate.				CN Award Cost + Cont. \$338
Various	Various	6P2145	0/2007	3M tape installation at various locations throughout the St. Louis District.	\$666 PE: \$0 CE Inc: \$0 CN: \$458 RW Inc: \$0 RW: \$0 Utilities: \$0 NonContract: \$208 Other: \$0 Budget Transfer: \$0	\$976 \$0 \$11 \$965 \$0 \$0 \$0 \$0 \$0 \$0	46.55% \$ Difference \$310
		Completion 4/19/2013	Reason(s): * The cost estimate deviated from the actual cost due to changes made to project during construction.				CN Award Cost + Cont. \$458
Various	Various	6P2307	3/2011	Bridge maintenance on various routes in Franklin County, Jefferson County, St. Charles County, St. Louis County, and St. Louis City.	\$1,180 PE: \$90 CE Inc: \$70 CN: \$1,020 RW Inc: \$0 RW: \$0 Utilities: \$0 NonContract: \$0 Other: \$0 Budget Transfer: \$0	\$1,395 \$20 \$98 \$1,277 \$0 \$0 \$0 \$0 \$0 \$0	18.22% \$ Difference \$215
		Completion 10/19/2012	Reason(s): * The cost estimate deviated from the actual cost due to changes made to project during construction.				CN Award Cost + Cont. \$1,020

Program Estimates Compared to Costs of Projects Completed SFY 2013
RSMo.21.795.2(5,6)

(Dollars in Thousands)

County	Route	Job Number	SFY Award Date	Description of Improvement / Location	Estimate	Cost to Complete	Percent Difference
Various	Various	6P2404	6/2012	Install flashing left-turn arrow at various locations. Maximum CMAQ funds \$696,000.	\$1,026	\$505	-50.78%
					PE: \$78	\$47	\$ Difference
					CE Inc: \$61	\$7	-\$521
Various	Various	Completion 3/21/2013	Reason(s):	* The cost estimate deviated from the actual cost due to changing conditions after the estimate was established and lower than expected engineering costs.	CN: \$887	\$451	
					RW Inc: \$0	\$0	
					RW: \$0	\$0	CN Award
					Utilities: \$0	\$0	Cost + Cont.
					NonContract: \$0	\$0	\$473
					Other: \$0	\$0	
					Budget Transfer: \$0	\$0	
Various	Various	6P2407	11/2011	Signal improvements on various locations in Franklin, Jefferson, St. Charles and St. Louis Counties. Maximum CMAQ funds \$875,493.	\$1,282	\$472	-63.18%
					PE: \$98	\$10	\$ Difference
					CE Inc: \$70	\$14	-\$810
Various	Various	Completion 8/6/2012	Reason(s):	* The cost estimate deviated from the actual cost due to redesigns, competition among contractors, lower than expected engineering costs and lower than expected non-contractual costs.	CN: \$1,019	\$448	
					RW Inc: \$0	\$0	
					RW: \$0	\$0	CN Award
					Utilities: \$0	\$0	Cost + Cont.
					NonContract: \$95	\$0	\$471
					Other: \$0	\$0	
					Budget Transfer: \$0	\$0	
Various	Various	6Q2039E	0/0	ITS maintenance and operations at various locations.	\$920	\$191	-79.24%
					PE: \$0	\$0	\$ Difference
					CE Inc: \$0	\$0	-\$729
Various	Various	Completion 12/17/2012	Reason(s):	* The cost estimate deviated from the actual cost due to expenses being charged to the District Operations budget.	CN: \$0	\$0	
					RW Inc: \$0	\$0	
					RW: \$0	\$0	CN Award
					Utilities: \$0	\$0	Cost + Cont.
					NonContract: \$920	\$191	\$0
					Other: \$0	\$0	
					Budget Transfer: \$0	\$0	

Program Estimates Compared to Costs of Projects Completed SFY 2013
RSMo.21.795.2(5,6)

(Dollars in Thousands)

County	Route	Job Number	SFY Award Date	Description of Improvement / Location	Estimate	Cost to Complete	Percent Difference
Various	Various	6Q2246B	0/0	Motorists Assist operations and staff in District 6. These funds will be transferred to the District Operations budget.	\$2,085 PE: \$0 CE Inc: \$0 CN: \$0 RW Inc: \$0 RW: \$0 Utilities: \$0 NonContract: \$2,085 Other: \$0 Budget Transfer: \$2,085	\$2,085 \$0 \$0 \$0 \$0 \$0 \$0 \$0 \$0 \$0 \$2,085	0.00% \$ Difference \$0
		Completion 12/17/2012	Reason(s): * The project cost to complete was within +/- 10 percent of the estimate.				CN Award Cost + Cont. \$0
Various	Various	6Q2246E	0/0	ITS maintenance and operations at various locations.	\$920 PE: \$0 CE Inc: \$0 CN: \$0 RW Inc: \$0 RW: \$0 Utilities: \$0 NonContract: \$920 Other: \$0 Budget Transfer: \$0	\$1,031 \$0 \$0 \$0 \$0 \$0 \$0 \$1,031 \$0 \$0	12.07% \$ Difference \$111
		Completion 12/17/2012	Reason(s): * The cost estimate deviated from the actual cost due to higher than expected ITS maintenance and operations cost.				CN Award Cost + Cont. \$0
Various	Various	6S2403	10/2011	ITS improvements Rte. 366 from Geyer to MacKenzie, Rte. 100 from Rte. 109 to Big Bend, on Rte. D from I-270 to Skinker, Rte. 21 from Rte. 141 to Baptist Church Road, and Rte. 30 from Rte. 141 to I-55. Maximum CMAQ funds \$1,186,374.	\$1,716 PE: \$133 CE Inc: \$78 CN: \$1,131 RW Inc: \$0 RW: \$0 Utilities: \$0 NonContract: \$374 Other: \$0 Budget Transfer: \$0	\$1,264 \$26 \$209 \$926 \$0 \$0 \$0 \$103 \$0 \$0	-26.34% \$ Difference -\$452
		Completion 3/7/2013	Reason(s): * The cost estimate deviated from the actual cost due to lower than expected non-contractual costs, competition among contractors and lower than expected design costs.				CN Award Cost + Cont. \$890

Program Estimates Compared to Costs of Projects Completed SFY 2013
RSMo.21.795.2(5,6)

(Dollars in Thousands)

County	Route	Job Number	SFY Award Date	Description of Improvement / Location	Estimate	Cost to Complete	Percent Difference
Barton	160	752209H	10/2011	Pavement improvements on disconnected sections of Rte. 160 from Rte. M to Rte. 71 and on Rte. 126 from the Kansas State line to Rte. 160.	\$1,853 PE: \$33 CE Inc: \$132 CN: \$1,687 RW Inc: \$0 RW: \$0 Utilities: \$0 NonContract: \$1 Other: Budget Transfer:	\$1,917 \$0 \$84 \$1,833 \$0 \$0 \$0 \$0 \$0	3.45% \$ Difference \$64 CN Award Cost + Cont. \$1,765
		Completion 7/19/2012	Reason(s):	* The project cost to complete was within +/- 10 percent of the estimate.			
Barton	49	7P0824H	10/2009	Resurface disconnected sections of southbound lanes from 2.7 miles south of Rte. 126 to Rte. 96.	\$5,740 PE: \$103 CE Inc: \$362 CN: \$5,274 RW Inc: \$0 RW: \$0 Utilities: \$0 NonContract: \$1 Other: Budget Transfer:	\$3,314 \$0 \$112 \$3,202 \$0 \$0 \$0 \$0 \$0	-42.26% \$ Difference -\$2426 CN Award Cost + Cont. \$2,981
		Completion 3/21/2013	Reason(s):	* The cost estimate deviated from the actual cost due to competition among contractors and lower than expected inspection costs.			
Bates	49	7B0801H	5/2010	Bridge rehabilitation on Rte. 71 over Miami Creek and over Rte. 52 Funded by GARVEE. Project involves bridges A1106 and A1995. Part of the Safe and Sound program.	\$5,102 PE: \$349 CE Inc: \$305 CN: \$4,448 RW Inc: \$0 RW: \$0 Utilities: \$0 NonContract: \$0 Other: Budget Transfer:	\$4,435 \$358 \$202 \$3,875 \$0 \$0 \$0 \$0 \$0	-13.07% \$ Difference -\$667 CN Award Cost + Cont. \$4,026
		Completion 3/21/2013	Reason(s):	* The cost estimate deviated from the actual cost due to competition among contractors, changes made to project during construction and lower than expected inspection costs.			

**Program Estimates Compared to Costs of Projects Completed SFY 2013
RSMo.21.795.2(5,6)**

(Dollars in Thousands)

County	Route	Job Number	SFY Award Date	Description of Improvement / Location	Estimate	Cost to Complete	Percent Difference
Bates	49	7P0824C	10/2009	Resurface disconnected sections of southbound and northbound lanes from Rtes. A and B in Bates County to 2 miles north of Rtes. V and C in Barton County.	\$12,780 PE: \$177 CE Inc: \$809 CN: \$11,793 RW Inc: \$0 RW: \$0 Utilities: \$0 NonContract: \$1 Other: \$0 Budget Transfer: \$0	\$7,996 \$19 \$232 \$7,745 \$0 \$0 \$0 \$0 \$0 \$0	-37.43% \$ Difference -\$4784
		Completion 3/21/2013	Reason(s): * The cost estimate deviated from the actual cost due to redesigns and lower than expected engineering costs.				CN Award Cost + Cont. \$7,632
Bates	Various	7P0797P	6/2011	Outer road improvements on disconnected sections west of Rte. 71 and on County Road 52 as part of the upgrade to I-49.	\$1,995 PE: \$45 CE Inc: \$120 CN: \$1,530 RW Inc: \$0 RW: \$0 Utilities: \$300 NonContract: \$0 Other: \$0 Budget Transfer: \$0	\$2,003 \$74 \$106 \$1,389 \$0 \$0 \$434 \$0 \$0 \$0	0.40% \$ Difference \$8
		Completion 7/19/2012	Reason(s): * The project cost to complete was within +/- 10 percent of the estimate.				CN Award Cost + Cont. \$1,421
Benton	65	5P0892C	9/2009	Grading, drainage, paving and right of way acquisition from 0.3 mile north of Lincoln to 0.6 mile south of Lincoln near Rte. H.	\$7,037 PE: \$250 CE Inc: \$327 CN: \$4,771 RW Inc: \$212 RW: \$1,000 Utilities: \$477 NonContract: \$0 Other: \$0 Budget Transfer: \$0	\$4,922 \$283 \$57 \$4,027 \$146 \$338 \$71 \$0 \$0 \$0	-30.06% \$ Difference -\$2115
		Completion 2/21/2013	Reason(s): * The cost estimate deviated from the actual cost due to changing conditions after the estimate was established and lower than expected right of way, utility and inspection costs.				CN Award Cost + Cont. \$3,886

Program Estimates Compared to Costs of Projects Completed SFY 2013
RSMo.21.795.2(5,6)

(Dollars in Thousands)

County	Route	Job Number	SFY Award Date	Description of Improvement / Location	Estimate	Cost to Complete	Percent Difference
Benton	65	5P0904	4/2012	Bridge improvements over Osage River south of Warsaw. Project involves bridge A3021.	\$871 PE: \$40 CE Inc: \$53 CN: \$777 RW Inc: \$0 RW: \$0 Utilities: \$0 NonContract: \$1 Other: \$0 Budget Transfer: \$0	\$292 \$2 \$14 \$276 \$0 \$0 \$0 \$0	-66.48% \$ Difference -\$579
		Completion 11/20/2012	Reason(s):	* The cost estimate deviated from the actual cost due to competition among contractors and lower than expected engineering costs.			CN Award Cost + Cont. \$291
Benton	65	5P0960	10/2010	Pavement improvements from 0.2 mile south of Rte. MM to Rte. AA.	\$1,695 PE: \$103 CE Inc: \$102 CN: \$1,490 RW Inc: \$0 RW: \$0 Utilities: \$0 NonContract: \$0 Other: \$0 Budget Transfer: \$0	\$1,322 \$18 \$35 \$1,270 \$0 \$0 \$0 \$0	-22.01% \$ Difference -\$373
		Completion 2/7/2013	Reason(s):	* The cost estimate deviated from the actual cost due to competition among contractors and lower than expected engineering costs.			CN Award Cost + Cont. \$1,122
Benton	7	5P0903	4/2012	Bridge improvements over Truman Lake. Project involves bridge A3464.	\$2,293 PE: \$34 CE Inc: \$145 CN: \$2,113 RW Inc: \$0 RW: \$0 Utilities: \$0 NonContract: \$1 Other: \$0 Budget Transfer: \$0	\$1,097 \$3 \$64 \$1,030 \$0 \$0 \$0 \$0	-52.16% \$ Difference -\$1196
		Completion 11/20/2012	Reason(s):	* The cost estimate deviated from the actual cost due to competition among contractors, changing conditions after the estimate was established and lower than expected engineering costs.			CN Award Cost + Cont. \$1,071

Program Estimates Compared to Costs of Projects Completed SFY 2013
RSMo.21.795.2(5,6)

(Dollars in Thousands)

County	Route	Job Number	SFY Award Date	Description of Improvement / Location	Estimate	Cost to Complete	Percent Difference
Benton	7	5P0918	4/2012	Bridge improvements over Truman Lake. Project involves bridge A3465.	\$1,292 PE: \$50 CE Inc: \$80 CN: \$1,161 RW Inc: \$0 RW: \$0 Utilities: \$0 NonContract: \$1 Other: \$0 Budget Transfer: \$0	\$428 \$2 \$14 \$413 \$0 \$0 \$0 \$0 \$0 \$0 \$0	-66.87% \$ Difference -\$864 CN Award Cost + Cont. \$436
Benton	Z	5L1200B	3/2012	Pavement improvements from Henry County to Rte. 7.	\$182 PE: \$2 CE Inc: \$12 CN: \$168 RW Inc: \$0 RW: \$0 Utilities: \$0 NonContract: \$0 Other: \$0 Budget Transfer: \$0	\$197 \$0 \$4 \$193 \$0 \$0 \$0 \$0 \$0 \$0	8.24% \$ Difference \$15 CN Award Cost + Cont. \$201
Benton		Completion 11/20/2012	Reason(s): * The cost estimate deviated from the actual cost due to competition among contractors; changing conditions after the estimate was established and lower than expected engineering costs.				
Benton		Completion 8/21/2012	Reason(s): * The project cost to complete was within +/- 10 percent of the estimate.				
Cedar	32	7S2209B	10/2011	Pavement improvements on disconnected sections of Rte. 32 from Rte. 54 to Rte. 245 and on Rte. J from Rte. N to Rte. 32.	\$1,403 PE: \$25 CE Inc: \$100 CN: \$1,277 RW Inc: \$0 RW: \$0 Utilities: \$0 NonContract: \$1 Other: \$0 Budget Transfer: \$0	\$2,926 \$0 \$124 \$2,802 \$0 \$0 \$0 \$0 \$0 \$0	108.55% \$ Difference \$1523 CN Award Cost + Cont. \$2,724
Cedar		Completion 8/21/2012	Reason(s): * The cost estimate deviated from the actual cost due to additional requirements after estimates were established.				

Program Estimates Compared to Costs of Projects Completed SFY 2013
RSMo.21.795.2(5,6)

(Dollars in Thousands)

County	Route	Job Number	SFY Award Date	Description of Improvement / Location	Estimate	Cost to Complete	Percent Difference
Christian	413	852355	4/2012	Pavement improvements on Rte. 413 from Rte. 60 west of Billings to 0.3 mile south of Crane. \$779,000 from Open Container Program funds. Combination letting involving projects 8S2429, 8S2347, 8S2348, 8S2354, 8S2355, and 8S2451.	\$2,552 PE: \$37 CE Inc: \$165 CN: \$2,350 RW Inc: \$0 RW: \$0 Utilities: \$0 NonContract: \$0 Other: \$0 Budget Transfer: \$0	\$1,176 \$26 \$19 \$1,131 \$0 \$0 \$0 \$0 \$0 \$0	-53.92% \$ Difference -\$1376 CN Award Cost + Cont. \$1,221
		Completion 5/21/2013	Reason(s):	* The cost estimate deviated from the actual cost due to performing projects in combination and lower than expected inspection costs.			
Christian	65	8P0893	12/2009	Pavement improvement from Ozarks Transportation Organization boundary south of Ozark to Rte. EE. To be let in combination with project 8P0880 from Rte. 60 to Rte. EE.	\$1,811 PE: \$26 CE Inc: \$115 CN: \$1,670 RW Inc: \$0 RW: \$0 Utilities: \$0 NonContract: \$0 Other: \$0 Budget Transfer: \$0	\$1,000 \$8 \$68 \$924 \$0 \$0 \$0 \$0 \$0 \$0	-44.78% \$ Difference -\$811 CN Award Cost + Cont. \$968
		Completion 3/21/2013	Reason(s):	* The cost estimate deviated from the actual cost due to redesigns and lower than expected engineering costs.			
Christian	N	8L1300E	2/2012	Pavement improvements from Rte. 14 to end of route. Combination letting involving projects 8L1300E, 8L1300F, 852433, 852467 and 852468.	\$309 PE: \$4 CE Inc: \$20 CN: \$285 RW Inc: \$0 RW: \$0 Utilities: \$0 NonContract: \$0 Other: \$0 Budget Transfer: \$0	\$261 \$3 \$20 \$239 \$0 \$0 \$0 \$0 \$0 \$0	-15.53% \$ Difference -\$48 CN Award Cost + Cont. \$243
		Completion 8/6/2012	Reason(s):	* The cost estimate deviated from the actual cost due to changing conditions after the estimate was established.			

Program Estimates Compared to Costs of Projects Completed SFY 2013
RSMo.21.795.2(5,6)

(Dollars in Thousands)

County	Route	Job Number	SFY Award Date	Description of Improvement / Location	Estimate	Cost to Complete	Percent Difference
Dade	39	752209C	10/2011	Pavement improvements on disconnected sections of Rte. 39 from Rte. Y in Cedar County to Loop 44 in Mt. Vernon and of Rte. 160 from Rte. 39 to 1.9 miles east of Rte. MM.	\$1,886 PE: \$34 CE Inc: \$135 CN: \$1,716 RW Inc: \$0 RW: \$0 Utilities: \$0 NonContract: \$1 Other: \$0 Budget Transfer: \$0	\$4,197 \$0 \$135 \$4,062 \$0 \$0 \$0 \$0 \$0 \$0	122.53% \$ Difference \$2311
		Completion 9/6/2012	Reason(s):	* The cost estimate deviated from the actual cost due to additional requirements after estimates were established.			CN Award Cost + Cont. \$3,982
Dallas	38	852344	6/2011	Pavement improvements from Rte. 65 to Rte. M. To be let in combination with project 852345.	\$332 PE: \$10 CE Inc: \$21 CN: \$301 RW Inc: \$0 RW: \$0 Utilities: \$0 NonContract: \$0 Other: \$0 Budget Transfer: \$0	\$312 \$6 \$22 \$284 \$0 \$0 \$0 \$0 \$0 \$0	-6.02% \$ Difference -\$20
		Completion 2/21/2013	Reason(s):	* The project cost to complete was within +/- 10 percent of the estimate.			CN Award Cost + Cont. \$310
Dallas	65	8P0894B	12/2009	Thin pavement treatment from Rte. 32 to end of three-lane pavement in Buffalo. To be let in combination with project 8P2215.	\$203 PE: \$2 CE Inc: \$13 CN: \$188 RW Inc: \$0 RW: \$0 Utilities: \$0 NonContract: \$0 Other: \$0 Budget Transfer: \$0	\$231 \$4 \$3 \$225 \$0 \$0 \$0 \$0 \$0 \$0	13.79% \$ Difference \$28
		Completion 3/21/2013	Reason(s):	* The cost estimate deviated from the actual cost due to recent changes in market prices for project components and changes made to project during construction.			CN Award Cost + Cont. \$214

Note: Estimates include actual right of way spent for jobs without programmed right of way.

Program Estimates Compared to Costs of Projects Completed SFY 2013
RSMo.21.795.2(5,6)

(Dollars in Thousands)

County	Route	Job Number	SFY Award Date	Description of Improvement / Location	Estimate	Cost to Complete	Percent Difference
Dallas	65	8P2215	12/2009	Add center turn lane for 1.0 mile north of Route 32. *Economic Recovery Project* To be let in combination with 8P0894B.	\$1,298 PE: \$15 CE Inc: \$82 CN: \$1,199 RW Inc: \$1 RW: \$1 Utilities: \$0 NonContract: \$0 Other: Budget Transfer:	\$1,139 \$19 \$126 \$994 \$0 \$0 \$0 \$0 \$0 \$0 \$0	-12.25% \$ Difference -\$159
		Completion 3/21/2013	Reason(s):	* The cost estimate deviated from the actual cost due to performing projects in combination and changes made to project during construction.			CN Award Cost + Cont. \$1,040
Dallas	C	852409	5/2012	Bridge improvement over Lindley Creek branch at low-water crossing 2.8 miles west of Rte. 65.	\$619 PE: \$41 CE Inc: \$51 CN: \$490 RW Inc: \$20 RW: \$17 Utilities: \$0 NonContract: \$0 Other: Budget Transfer:	\$543 \$36 \$33 \$415 \$0 \$22 \$37 \$0 \$0 \$0	-12.28% \$ Difference -\$76
		Completion 10/19/2012	Reason(s):	* The cost estimate deviated from the actual cost due to competition among contractors and lower than expected engineering and right of way costs.			CN Award Cost + Cont. \$433
Dallas	F	852430	4/2012	Pavement improvements from Rte. 65 to Rte. 38. Combination letting involving projects 852430 asnd 852431.	\$453 PE: \$4 CE Inc: \$21 CN: \$428 RW Inc: \$0 RW: \$0 Utilities: \$0 NonContract: \$0 Other: Budget Transfer:	\$401 \$2 \$24 \$375 \$0 \$0 \$0 \$0 \$0 \$0	-11.48% \$ Difference -\$52
		Completion 12/19/2012	Reason(s):	* The cost estimate deviated from the actual cost due to competition among contractors and changes made to project during construction.			CN Award Cost + Cont. \$384

Program Estimates Compared to Costs of Projects Completed SFY 2013
RSMo.21.795.2(5,6)

(Dollars in Thousands)

County	Route	Job Number	SFY Award Date	Description of Improvement / Location	Estimate	Cost to Complete	Percent Difference
Dallas	H	852431	4/2012	Pavement improvements from Rte. 32 to Rte. M. Combination letting involving projects 852430 asnd 852431.	\$433 PE: \$4 CE Inc: \$28 CN: \$401 RW Inc: \$0 RW: \$0 Utilities: \$0 NonContract: \$0 Other: \$0 Budget Transfer: \$0	\$420 \$2 \$20 \$398 \$0 \$0 \$0 \$0 \$0	-3.00% \$ Difference -\$13
		Completion 12/19/2012	Reason(s):	* The project cost to complete was within +/- 10 percent of the estimate.			CN Award Cost + Cont. \$400
Dallas	M	852345	6/2011	Pavement improvements from Rte. 38 to Rte. B. To be let in combination with project 852344.	\$612 PE: \$10 CE Inc: \$39 CN: \$563 RW Inc: \$0 RW: \$0 Utilities: \$0 NonContract: \$0 Other: \$0 Budget Transfer: \$0	\$530 \$10 \$29 \$491 \$0 \$0 \$0 \$0 \$0	-13.40% \$ Difference -\$82
		Completion 2/21/2013	Reason(s):	* The cost estimate deviated from the actual cost due to changes made to project during construction and lower than expected inspection costs.			CN Award Cost + Cont. \$565
Franklin	47	852148B	0/0	Purchase of signage materials for the Historic Route 66 Scenic Byways Corridor in District 6 (St. Louis Area). Scenic Byways project.	\$163 PE: \$0 CE Inc: \$0 CN: \$0 RW Inc: \$0 RW: \$0 Utilities: \$0 NonContract: \$163 Other: \$0 Budget Transfer: \$0	\$163 \$0 \$0 \$0 \$0 \$0 \$0 \$0	0.00% \$ Difference \$0
		Completion 2/5/2013	Reason(s):	* The project cost to complete was within +/- 10 percent of the estimate.			CN Award Cost + Cont. \$0

Program Estimates Compared to Costs of Projects Completed SFY 2013
RSMo.21.795.2(5,6)

(Dollars in Thousands)

County	Route	Job Number	SFY Award Date	Description of Improvement / Location	Estimate	Cost to Complete	Percent Difference
Greene	13	8P0841C	0/0	Relocate Evergreen St. signal to south to improve signal spacing in interchange area at I-44 and Rte. 13 (Kansas Expressway) interchange. Cost share with City of Springfield. Funded by city in SFY 2009 with 50% reimbursement by MHTC in SFY 2010 in project 8P0841D.	\$539 PE: \$4 CE Inc: \$34 CN: \$500 RW Inc: \$1 RW: \$0 Utilities: \$0 NonContract: \$0 Other: \$0 Budget Transfer: \$0	\$602 \$46 \$0 \$555 \$0 \$0 \$0 \$0 \$0 \$0	11.69% \$ Difference \$63
		Completion 5/22/2013	Reason(s):	* The cost estimate deviated from the actual cost due to changes made to project during construction and higher than expected design costs.			CN Award Cost + Cont. \$252
Greene	13	8P0841D	0/0	Payback in SFY 2011 to Springfield for project 8P0841C at Rte. 13/Kansas Expressway and Evergreen Street. Relates to project 8P0841C. MoDOT Cost Share Program.	\$300 PE: \$0 CE Inc: \$0 CN: \$0 RW Inc: \$0 RW: \$0 Utilities: \$0 NonContract: \$300 Other: \$0 Budget Transfer: \$0	\$0 \$0 \$0 \$0 \$0 \$0 \$0 \$0 \$0	-100.00% \$ Difference -\$300
		Completion 5/22/2013	Reason(s):	* The cost estimate deviated from the actual cost due to expenses being charged to project 8P0841C.			CN Award Cost + Cont. \$0
Greene	13	8P0881B	2/2011	Pavement improvements on Kansas Expressway from Chestnut Expressway to Mt. Vernon Ave. in Springfield.	\$406 PE: \$13 CE Inc: \$25 CN: \$368 RW Inc: \$0 RW: \$0 Utilities: \$0 NonContract: \$0 Other: \$0 Budget Transfer: \$0	\$375 \$20 \$6 \$349 \$0 \$0 \$0 \$0 \$0 \$0	-7.64% \$ Difference -\$31
		Completion 2/21/2013	Reason(s):	* The project cost to complete was within +/- 10 percent of the estimate.			CN Award Cost + Cont. \$292

Program Estimates Compared to Costs of Projects Completed SFY 2013
RSMo.21.795.2(5,6)

(Dollars in Thousands)

County	Route	Job Number	SFY Award Date	Description of Improvement / Location	Estimate	Cost to Complete	Percent Difference
Greene	13	8P2395	5/2012	Bridge improvements over Jordan Creek on Kansas Expressway in Springfield. Project involves bridges A3258.	\$661 PE: \$50 CE Inc: \$50 CN: \$561 RW Inc: \$0 RW: \$0 Utilities: \$0 NonContract: \$0 Other: \$0 Budget Transfer: \$0	\$558 \$7 \$14 \$537 \$0 \$0 \$0 \$0 \$0 \$0	-15.58% \$ Difference -\$103
		Completion 3/21/2013	Reason(s): * The cost estimate deviated from the actual cost due to changes made to project during construction and lower than expected engineering costs.				CN Award Cost + Cont. \$630
Greene	13	8P2405	3/2012	Pavement improvements at various locations between I-44 and Rte. WW.	\$1,615 PE: \$10 CE Inc: \$75 CN: \$1,530 RW Inc: \$0 RW: \$0 Utilities: \$0 NonContract: \$0 Other: \$0 Budget Transfer: \$0	\$1,020 \$0 \$77 \$943 \$0 \$0 \$0 \$0 \$0 \$0	-36.84% \$ Difference -\$595
		Completion 5/6/2013	Reason(s): * The cost estimate deviated from the actual cost due to performing projects in combination.				CN Award Cost + Cont. \$982
Greene	160	8P0792	11/2010	Improve interchange safety and capacity at James River Freeway and Rte. 160 (Campbell Avenue) in Springfield. Funding from City of Springfield for \$200,000 and STP-Urban funds of \$1,800,000.	\$8,049 PE: \$770 CE Inc: \$396 CN: \$5,772 RW Inc: \$41 RW: \$70 Utilities: \$1,000 NonContract: \$0 Other: \$0 Budget Transfer: \$0	\$6,457 \$523 \$625 \$5,050 \$1 \$0 \$258 \$0 \$0 \$0	-19.78% \$ Difference -\$1592
		Completion 2/7/2013	Reason(s): * The cost estimate deviated from the actual cost due to lower than expected utility costs, competition among contractors and lower than expected design cost.				CN Award Cost + Cont. \$5,027

Note: Estimates include actual right of way spent for jobs without programmed right of way.

Program Estimates Compared to Costs of Projects Completed SFY 2013
RSMo.21.795.2(5,6)

(Dollars in Thousands)

County	Route	Job Number	SFY Award Date	Description of Improvement / Location	Estimate	Cost to Complete	Percent Difference
Greene	160	8P0881D	2/2011	Pavement improvements from Chestnut Expressway to Sunshine Street in Springfield.	\$564 PE: \$29 CE Inc: \$34 CN: \$501 RW Inc: \$0 RW: \$0 Utilities: \$0 NonContract: \$0 Other: Budget Transfer:	\$498 \$81 \$14 \$403 \$0 \$0 \$0 \$0 \$0 \$0 \$0	-11.70% \$ Difference -\$66
		Completion 2/21/2013	Reason(s):	* The cost estimate deviated from the actual cost due to redesigns and lower than expected inspection costs.			CN Award Cost + Cont. \$398
Greene	174	8S2282	10/2010	Pavement improvements from County Road 59 to west of the BNSF railway in Republic. Funding from High Risk Rural Roads program. To be let in combination with projects 752197 and 752219.	\$920 PE: \$26 CE Inc: \$57 CN: \$835 RW Inc: \$1 RW: \$1 Utilities: \$0 NonContract: \$0 Other: Budget Transfer:	\$583 \$24 \$31 \$528 \$0 \$0 \$0 \$0 \$0 \$0	-36.63% \$ Difference -\$337
		Completion 3/7/2013	Reason(s):	* The cost estimate deviated from the actual cost due to competition among contractors.			CN Award Cost + Cont. \$490
Greene	266	8S2148D	0/0	Purchase of signage materials for the Historic Route 66 Scenic Byways Corridor in non-metropolitan District 8. Scenic Byways project.	\$87 PE: \$0 CE Inc: \$0 CN: \$0 RW Inc: \$0 RW: \$0 Utilities: \$0 NonContract: \$87 Other: Budget Transfer:	\$87 \$0 \$0 \$0 \$0 \$0 \$0 \$0 \$0 \$0	0.00% \$ Difference \$0
		Completion 2/5/2013	Reason(s):	* The project cost to complete was within +/- 10 percent of the estimate.			CN Award Cost + Cont. \$0

Program Estimates Compared to Costs of Projects Completed SFY 2013
RSMo.21.795.2(5,6)

(Dollars in Thousands)

County	Route	Job Number	SFY Award Date	Description of Improvement / Location	Estimate	Cost to Complete	Percent Difference
Greene	266	852148E	0/0	Purchase of signage materials for the Historic Route 66 Scenic Byways Corridor in the Ozarks Transportation Organization area. Scenic Byways project.	\$27 PE: \$0 CE Inc: \$0 CN: \$0 RW Inc: \$0 RW: \$0 Utilities: \$0 NonContract: \$27 Other: \$0 Budget Transfer: \$27	\$27 \$0 \$0 \$0 \$0 \$0 \$0 \$0 \$27	0.00% \$ Difference \$0
		Completion 2/5/2013	Reason(s):	* The project cost to complete was within +/- 10 percent of the estimate.			CN Award Cost + Cont. \$0
Greene	266	852275	6/2011	Pavement improvements from County Road 97 to Rte. AB in Greene County. To be let in combination with project 852275B.	\$69 PE: \$3 CE Inc: \$4 CN: \$62 RW Inc: \$0 RW: \$0 Utilities: \$0 NonContract: \$0 Other: \$0 Budget Transfer: \$0	\$65 \$1 \$29 \$36 \$0 \$0 \$0 \$0 \$27	-5.80% \$ Difference -\$4
		Completion 11/6/2012	Reason(s):	* The project cost to complete was within +/- 10 percent of the estimate.			CN Award Cost + Cont. \$60
Greene	44	810754	2/2010	Resurface all lanes from west of Rte. 13 (Kansas Expressway) to Rte. H (Glenstone Ave.) in Springfield. To be let in combination with projects 8P0881F and 8I2172.	\$2,038 PE: \$50 CE Inc: \$128 CN: \$1,860 RW Inc: \$0 RW: \$0 Utilities: \$0 NonContract: \$0 Other: \$0 Budget Transfer: \$0	\$1,754 \$36 \$138 \$1,579 \$0 \$0 \$0 \$0 \$0	-13.94% \$ Difference -\$284
		Completion 3/21/2013	Reason(s):	* The cost estimate deviated from the actual cost due to competition among contractors.			CN Award Cost + Cont. \$1,585

Note: Estimates include actual right of way spent for jobs without programmed right of way.

Program Estimates Compared to Costs of Projects Completed SFY 2013
RSMo.21.795.2(5,6)

(Dollars in Thousands)

County	Route	Job Number	SFY Award Date	Description of Improvement / Location	Estimate	Cost to Complete	Percent Difference
Greene	44	810755	2/2010	Resurface eastbound and westbound lanes from Rte H (Glenstone Ave.) to east of Rte. 65 in Springfield. To be let in combination with project 8P0881E.	\$1,378 PE: \$32 CE Inc: \$86 CN: \$1,260 RW Inc: \$0 RW: \$0 Utilities: \$0 NonContract: \$0 Other: \$0 Budget Transfer: \$0	\$1,186 \$5 \$75 \$1,105 \$0 \$0 \$0 \$0 \$0 \$0	-13.93% \$ Difference -\$192
		Completion 3/21/2013	Reason(s):	* The cost estimate deviated from the actual cost due to competition among contractors and lower than expected engineering costs.			CN Award Cost + Cont. \$1,005
Greene	44	812172	2/2010	Bridge improvements on interstate bridges over Broadway, Grant and National streets in Springfield. Involves bridges A0444, A0445, A0447. To be let in combination with projects 810754 and 8P0881F.	\$1,349 PE: \$56 CE Inc: \$83 CN: \$1,210 RW Inc: \$0 RW: \$0 Utilities: \$0 NonContract: \$0 Other: \$0 Budget Transfer: \$0	\$1,127 \$8 \$107 \$1,012 \$0 \$0 \$0 \$0 \$0 \$0	-16.46% \$ Difference -\$222
		Completion 3/21/2013	Reason(s):	* The cost estimate deviated from the actual cost due to changes made to project during construction and lower than expected design costs.			CN Award Cost + Cont. \$1,222
Greene	44	812198	2/2012	Pavement improvements from Lawrence County to the Ozarks Transportation Organization boundary near Rte. 360. Combination letting involving projects 812198, 812198B and 812445.	\$4,733 PE: \$103 CE Inc: \$297 CN: \$4,333 RW Inc: \$0 RW: \$0 Utilities: \$0 NonContract: \$0 Other: \$0 Budget Transfer: \$0	\$4,358 \$9 \$166 \$4,183 \$0 \$0 \$0 \$0 \$0 \$0	-7.92% \$ Difference -\$375
		Completion 5/6/2013	Reason(s):	* The project cost to complete was within +/- 10 percent of the estimate.			CN Award Cost + Cont. \$3,954

Program Estimates Compared to Costs of Projects Completed SFY 2013
RSMo.21.795.2(5,6)

(Dollars in Thousands)

County	Route	Job Number	SFY Award Date	Description of Improvement / Location	Estimate	Cost to Complete	Percent Difference	
Greene	44	8I2198B Completion 5/6/2013	2/2012 Reason(s):	Pavement improvements from the Ozarks Transportation Organization's boundary near Rte. 360 to west of Chestnut Expressway in Springfield. Relates to 8I2198. Combination letting involving projects 8I2198, 8I2198B and 8I2445. * The project cost to complete was within +/- 10 percent of the estimate.	\$1,324	\$1,285	-2.95%	
					PE:	\$28	\$0	\$ Difference
					CE Inc:	\$83	\$19	-\$39
					CN:	\$1,213	\$1,266	
					RW Inc:	\$0	\$0	CN Award
					RW:	\$0	\$0	Cost + Cont.
					Utilities:	\$0	\$0	\$1,206
					NonContract:	\$0	\$0	
					Other:	\$0	\$0	
					Budget Transfer:	\$0	\$0	
Greene	44	8P2371 Completion 2/7/2013	6/2011 Reason(s):	Pavement improvement from Hasetline Rd. to College St. in Springfield. * The project cost to complete was within +/- 10 percent of the estimate.	\$1,159	\$1,137	-1.90%	
					PE:	\$5	\$13	\$ Difference
					CE Inc:	\$74	\$22	-\$22
					CN:	\$1,080	\$1,101	
					RW Inc:	\$0	\$0	CN Award
					RW:	\$0	\$0	Cost + Cont.
					Utilities:	\$0	\$0	\$1,119
					NonContract:	\$0	\$0	
					Other:	\$0	\$0	
					Budget Transfer:	\$0	\$0	
Greene	60	8P0791Z Completion 12/13/2012	0/0 Reason(s):	Payment to Springfield from the Cost Share program for interchange improvements at James River Freeway and National Avenue in Springfield. * The project cost to complete was within +/- 10 percent of the estimate.	\$5,557	\$5,139	-7.52%	
					PE:	\$0	\$0	\$ Difference
					CE Inc:	\$0	\$0	-\$418
					CN:	\$0	\$0	
					RW Inc:	\$0	\$0	CN Award
					RW:	\$0	\$0	Cost + Cont.
					Utilities:	\$0	\$0	\$0
					NonContract:	\$5,557	\$5,139	
					Other:	\$0	\$0	
					Budget Transfer:	\$0	\$0	

Note: Estimates include actual right of way spent for jobs without programmed right of way.

Program Estimates Compared to Costs of Projects Completed SFY 2013
RSMo.21.795.2(5,6)

(Dollars in Thousands)

County	Route	Job Number	SFY Award Date	Description of Improvement / Location	Estimate	Cost to Complete	Percent Difference
Greene	60	8P2154	3/2012	Intersection improvements at Oakwood Avenue/County Road 93 in Republic. Cost Participation with Republic.	\$961 PE: \$112 CE Inc: \$118 CN: \$587 RW Inc: \$6 RW: \$80 Utilities: \$58 NonContract: \$0 Other: Budget Transfer:	\$844 \$22 \$187 \$626 \$0 \$0 \$9 \$0 \$0 \$0	-12.17% \$ Difference -\$117 CN Award Cost + Cont. \$620
		Completion 5/6/2013	Reason(s):	* The cost estimate deviated from the actual cost due to lower than expected design, right of way and utility costs.			
Greene	60	8P2411	2/2012	Pavement repairs at various locations from Rte. 65 to Rte. 125.	\$63 PE: \$3 CE Inc: \$4 CN: \$56 RW Inc: \$0 RW: \$0 Utilities: \$0 NonContract: \$0 Other: Budget Transfer:	\$265 \$2 \$16 \$247 \$0 \$0 \$0 \$0 \$0 \$0	320.63% \$ Difference \$202 CN Award Cost + Cont. \$65
		Completion 12/19/2012	Reason(s):	* The cost estimate deviated from the actual cost due to changes made to project during construction.			
Greene	60	8P2412	2/2012	Pavement repairs at various locations from Rte. 125 in Greene County to Rte. 95 in Wright County.	\$770 PE: \$10 CE Inc: \$49 CN: \$711 RW Inc: \$0 RW: \$0 Utilities: \$0 NonContract: \$0 Other: Budget Transfer:	\$529 \$3 \$56 \$470 \$0 \$0 \$0 \$0 \$0 \$0	-31.30% \$ Difference -\$241 CN Award Cost + Cont. \$478
		Completion 12/19/2012	Reason(s):	* The cost estimate deviated from the actual cost due to changing conditions after the estimate was established.			

Program Estimates Compared to Costs of Projects Completed SFY 2013
RSMo.21.795.2(5,6)

(Dollars in Thousands)

County	Route	Job Number	SFY Award Date	Description of Improvement / Location	Estimate	Cost to Complete	Percent Difference
Greene	65	8P0605F	4/2011	Construct sound abatement at five locations from I-44 to Rte. 60.	\$5,136 PE: \$240 CE Inc: \$314 CN: \$4,581 RW Inc: \$1 RW: \$0 Utilities: \$0 NonContract: \$0 Other: \$0 Budget Transfer: \$0	\$4,566 \$274 \$244 \$4,039 \$0 \$0 \$0 \$9 \$0 \$0	-11.10% \$ Difference -\$570
		Completion 12/19/2012	Reason(s): * The cost estimate deviated from the actual cost due to competition among contractors; changes made to project during construction and lower than expected inspection costs.				CN Award Cost + Cont. \$4,169
Greene	65	8P0880	12/2009	Pavement improvement from Rte. 60 to the Ozarks Transportation Organization boundary. Let in combination with project 8P0893 to provide smooth pavement south to Rte. EE.	\$6,328 PE: \$26 CE Inc: \$405 CN: \$5,897 RW Inc: \$0 RW: \$0 Utilities: \$0 NonContract: \$0 Other: \$0 Budget Transfer: \$0	\$4,060 \$38 \$282 \$3,741 \$0 \$0 \$0 \$0 \$0 \$0	-35.84% \$ Difference -\$2268
		Completion 3/21/2013	Reason(s): * The cost estimate deviated from the actual cost due to redesigns.				CN Award Cost + Cont. \$3,520
Greene	65	8P2450	6/2012	Bridge improvements over the Pomme de Terre River near the Dallas/Greene County line. Project involves bridge A2007.	\$937 PE: \$99 CE Inc: \$66 CN: \$772 RW Inc: \$0 RW: \$0 Utilities: \$0 NonContract: \$0 Other: \$0 Budget Transfer: \$0	\$875 \$30 \$72 \$773 \$0 \$0 \$0 \$0 \$0 \$0	-6.62% \$ Difference -\$62
		Completion 1/18/2013	Reason(s): * The project cost to complete was within +/- 10 percent of the estimate.				CN Award Cost + Cont. \$801

Program Estimates Compared to Costs of Projects Completed SFY 2013
RSMo.21.795.2(5,6)

(Dollars in Thousands)

County	Route	Job Number	SFY Award Date	Description of Improvement / Location	Estimate	Cost to Complete	Percent Difference
Greene	65	8U0888B	0/0	Repayment of bond proceeds for 8U0605B and 8U0605D. Advance funding by Springfield Transportation Corp. MoDOT payback begins in SFY 2004.	\$11,556 PE: \$0 CE Inc: \$0 CN: \$0 RW Inc: \$0 RW: \$0 Utilities: \$0 NonContract: \$11,556 Other: \$0 Budget Transfer: \$11,556	\$11,556 \$0 \$0 \$0 \$0 \$0 \$0 \$0 \$0 \$0	0.00% \$ Difference \$0
		Completion 5/16/2013	Reason(s):	* The project cost to complete was within +/- 10 percent of the estimate.			CN Award Cost + Cont. \$0
Greene	DD	8S2466	3/2012	Pavement improvements from Rte. 125 to end of route. Combination letting involving 8S2466 and 8S2346.	\$159 PE: \$12 CE Inc: \$9 CN: \$138 RW Inc: \$0 RW: \$0 Utilities: \$0 NonContract: \$0 Other: \$0 Budget Transfer: \$0	\$124 \$0 \$5 \$119 \$0 \$0 \$0 \$0 \$0 \$0	-22.01% \$ Difference -\$35
		Completion 1/18/2013	Reason(s):	* The cost estimate deviated from the actual cost due to lower than expected engineering costs, competition among contractors and changes made to project during construction.			CN Award Cost + Cont. \$126
Greene	I544E TO RTMM	8I2445	2/2012	Pavement improvements on various interchanges on I-44 in Greene County. Combination letting involving projects 8I2198, 8I2198B and 8I2445.	\$551 PE: \$3 CE Inc: \$35 CN: \$513 RW Inc: \$0 RW: \$0 Utilities: \$0 NonContract: \$0 Other: \$0 Budget Transfer: \$0	\$417 \$3 \$20 \$394 \$0 \$0 \$0 \$0 \$0 \$0	-24.32% \$ Difference -\$134
		Completion 5/6/2013	Reason(s):	* The cost estimate deviated from the actual cost due to changing conditions after the estimate was established, lower than expected inspection costs and changes made to project during construction.			CN Award Cost + Cont. \$408

Program Estimates Compared to Costs of Projects Completed SFY 2013
RSMo.21.795.2(5,6)

(Dollars in Thousands)

County	Route	Job Number	SFY Award Date	Description of Improvement / Location	Estimate	Cost to Complete	Percent Difference
Greene	I544E TO US65S	8P0881E	2/2010	Pavement treatment on I-44 exit ramps to southbound Rte. 65 in Springfield. To be let in combination with project 8I0755.	\$331 PE: \$14 CE Inc: \$20 CN: \$297 RW Inc: \$0 RW: \$0 Utilities: \$0 NonContract: \$0 Other: \$0 Budget Transfer: \$0	\$235 \$3 \$16 \$216 \$0 \$0 \$0 \$0 \$0 \$0	-29.00% \$ Difference -\$96
		Completion 3/21/2013	Reason(s): * The cost estimate deviated from the actual cost due to performing projects in combination, changes made to project during construction and lower than expected engineering costs.			CN Award Cost + Cont. \$252	
Greene	I544W TO RTHN	8P0881F	2/2010	Pavement treatment on outer ramps at I-44/Rte. H interchange in Springfield. To be let in combination with projects 8I0754 and 8I2172.	\$248 PE: \$11 CE Inc: \$15 CN: \$222 RW Inc: \$0 RW: \$0 Utilities: \$0 NonContract: \$0 Other: \$0 Budget Transfer: \$0	\$64 \$2 \$1 \$62 \$0 \$0 \$0 \$0 \$0 \$0	-74.19% \$ Difference -\$184
		Completion 3/21/2013	Reason(s): * The cost estimate deviated from the actual cost due to competition among contractors and lower than expected engineering costs.			CN Award Cost + Cont. \$63	
Greene	J	8S2467	2/2012	Pavement improvements from Rte. D to end of route. Combination letting involving projects 8L1300E, 8L1300F, 8S2433, 8S2467 and 8S2468.	\$376 PE: \$29 CE Inc: \$22 CN: \$325 RW Inc: \$0 RW: \$0 Utilities: \$0 NonContract: \$0 Other: \$0 Budget Transfer: \$0	\$270 \$0 \$16 \$255 \$0 \$0 \$0 \$0 \$0 \$0	-28.19% \$ Difference -\$106
		Completion 8/6/2012	Reason(s): * The cost estimate deviated from the actual cost due to changing conditions after the estimate was established, performing projects in combination and lower than expected design costs.			CN Award Cost + Cont. \$247	

Note: Estimates include actual right of way spent for jobs without programmed right of way.

**Program Estimates Compared to Costs of Projects Completed SFY 2013
RSMo.21.795.2(5,6)**

(Dollars in Thousands)

County	Route	Job Number	SFY Award Date	Description of Improvement / Location	Estimate	Cost to Complete	Percent Difference
Greene	NN	852468	2/2012	Pavement improvements from Rte. 60 in Greene County to Rte. J in Christian County. Combination letting involving projects 8L1300E, 8L1300F, 8S2433, 8S2467 and 8S2468.	\$290 PE: \$22 CE Inc: \$17 CN: \$251 RW Inc: \$0 RW: \$0 Utilities: \$0 NonContract: \$0 Other: \$0 Budget Transfer: \$0	\$350 \$0 \$15 \$335 \$0 \$0 \$0 \$0	20.69% \$ Difference \$60 CN Award Cost + Cont. \$353
		Completion 8/6/2012	Reason(s):	* The cost estimate deviated from the actual cost due to additional requirements after estimates were established.			
Greene	Various	8P0761	0/0	Design and construct a traffic management center for the Springfield area. To be let by the City of Springfield. Fed. No. ITS-0329(801) 100% fed. Fed. No. ITS-0429(801) 50% Fed. 10% Springfield, 10% MoDOT Operations, 30% soft match from previous work.	\$1,791 PE: \$50 CE Inc: \$0 CN: \$1,741 RW Inc: \$0 RW: \$0 Utilities: \$0 NonContract: \$0 Other: \$0 Budget Transfer: \$0	\$1,415 \$10 \$0 \$1,405 \$0 \$0 \$0 \$0 \$0	-20.99% \$ Difference -\$376 CN Award Cost + Cont. \$0
		Completion 5/17/2013	Reason(s):	* The cost estimate deviated from the actual cost due to redesigns and lower than expected design cost.			
Greene	Various	8P2165	0/0	On-call work zone enforcement in the urban Southwest District.	\$43 PE: \$3 CE Inc: \$0 CN: \$0 RW Inc: \$0 RW: \$0 Utilities: \$0 NonContract: \$40 Other: \$0 Budget Transfer: \$0	\$0 \$0 \$0 \$0 \$0 \$0 \$0 \$0	-100.00% \$ Difference -\$43 CN Award Cost + Cont. \$0
		Completion 12/28/2012	Reason(s):	* The cost estimate deviated from the actual cost due to this being an on-call work zone enforcement project. The need for enforcement was not as high as estimated.			

Program Estimates Compared to Costs of Projects Completed SFY 2013
RSMo.21.795.2(5,6)

(Dollars in Thousands)

County	Route	Job Number	SFY Award Date	Description of Improvement / Location	Estimate	Cost to Complete	Percent Difference
Greene	Various	8P2394	2/2012	Deck sealing on various bridges in and around Springfield.	\$222 PE: \$2 CE Inc: \$20 CN: \$200 RW Inc: \$0 RW: \$0 Utilities: \$0 NonContract: \$0 Other: \$0 Budget Transfer: \$0	\$245 \$2 \$46 \$197 \$0 \$0 \$0 \$0 \$0 \$0	10.36% \$ Difference \$23
		Completion 2/7/2013	Reason(s):	* The cost estimate deviated from the actual cost due to higher than expected inspection costs.	CN Award Cost + Cont. \$199		
Greene	Various	8Q0830	0/0	Phase I of Field Device Deployment of Intelligent Transportation System on various Rtes. in the Springfield Area. To be let by the City of Springfield. Project involves Federal ITS projects ITS-0329(801) and ITS-0429(801).	\$2,058 PE: \$343 CE Inc: \$0 CN: \$1,715 RW Inc: \$0 RW: \$0 Utilities: \$0 NonContract: \$0 Other: \$0 Budget Transfer: \$0	\$1,168 \$15 \$0 \$1,153 \$0 \$0 \$0 \$0 \$0 \$0	-43.25% \$ Difference -\$890
		Completion 2/6/2013	Reason(s):	* The cost estimate deviated from the actual cost due to redesigns and lower than expected design cost.	CN Award Cost + Cont. \$0		
Greene	Various	8Q0830B	6/2011	Phase II of field device deployment of the Intelligent Transportation System on various routes in the urban Southwest District.	\$1,448 PE: \$2 CE Inc: \$93 CN: \$1,353 RW Inc: \$0 RW: \$0 Utilities: \$0 NonContract: \$0 Other: \$0 Budget Transfer: \$0	\$1,279 \$34 \$16 \$1,230 \$0 \$0 \$0 \$0 \$0 \$0	-11.67% \$ Difference -\$169
		Completion 12/19/2012	Reason(s):	* The cost estimate deviated from the actual cost due to competition among contractors, changes made to project during construction and lower than expected inspection costs.	CN Award Cost + Cont. \$1,293		

Program Estimates Compared to Costs of Projects Completed SFY 2013
RSMo.21.795.2(5,6)

(Dollars in Thousands)

County	Route	Job Number	SFY Award Date	Description of Improvement / Location	Estimate	Cost to Complete	Percent Difference
Greene	Various	8U0888A	0/0	Repayment of bond proceeds for various projects in the City of Springfield. Includes projects 8U0577, 8U0544, 8U0535B and 8U0509. Advance funding by Springfield Transportation Corp. MoDOT payback begins in SFY 2001.	\$17,111 PE: \$0 CE Inc: \$0 CN: \$0 RW Inc: \$0 RW: \$0 Utilities: \$0 NonContract: \$17,111 Other: \$0 Budget Transfer: \$17,111	\$17,111 \$0 \$0 \$0 \$0 \$0 \$0 \$0	0.00% \$ Difference \$0
		Completion 5/16/2013	Reason(s):	* The project cost to complete was within +/- 10 percent of the estimate.			CN Award Cost + Cont. \$0
Henry	13	4P2345	4/2011	Pavement improvements from County Road NW 550 to just north of Rte. 7 in Clinton. \$5,000 from Repeat Offender funds.	\$1,344 PE: \$2 CE Inc: \$86 CN: \$1,256 RW Inc: \$0 RW: \$0 Utilities: \$0 NonContract: \$0 Other: \$0 Budget Transfer: \$0	\$1,192 \$1 \$44 \$1,148 \$0 \$0 \$0 \$0 \$0	-11.31% \$ Difference -\$152
		Completion 2/21/2013	Reason(s):	* The cost estimate deviated from the actual cost due to competition among contractors and lower than expected inspection costs.			CN Award Cost + Cont. \$1,146
Henry	13	4S1935	12/2010	Pavement improvements from Rte. 7 to Bodine Street in the city of Clinton.	\$396 PE: \$25 CE Inc: \$24 CN: \$347 RW Inc: \$0 RW: \$0 Utilities: \$0 NonContract: \$0 Other: \$0 Budget Transfer: \$0	\$254 \$16 \$13 \$225 \$0 \$0 \$0 \$0 \$0	-35.86% \$ Difference -\$142
		Completion 2/7/2013	Reason(s):	* The cost estimate deviated from the actual cost due to changes made to project during construction, competition among contractors and lower than expected engineering costs.			CN Award Cost + Cont. \$298

Program Estimates Compared to Costs of Projects Completed SFY 2013
RSMo.21.795.2(5,6)

(Dollars in Thousands)

County	Route	Job Number	SFY Award Date	Description of Improvement / Location	Estimate	Cost to Complete	Percent Difference
Henry	2	7S3004	6/2012	Sidewalk improvements along Rtes. 2, 52, WW and connecting to the Katy Trail in the city of Windsor. \$118,775 in Rural Kansas City District Enhancement funding.	\$138 PE: \$8 CE Inc: \$8 CN: \$120 RW Inc: \$0 RW: \$0 Utilities: \$0 NonContract: \$2 Other: \$0 Budget Transfer: \$0	\$103 \$0 \$9 \$93 \$0 \$0 \$0 \$0 \$0 \$0	-25.36% \$ Difference -\$35
		Completion 10/19/2012	Reason(s): * The cost estimate deviated from the actual cost due to competition among contractors and lower than expected design costs.	CN Award Cost + Cont. \$95			
Henry	7	4P2402	4/2012	Pavement improvements from bridge over Deer Creek to Rte. PP in Tightwad.	\$1,372 PE: \$21 CE Inc: \$87 CN: \$1,264 RW Inc: \$0 RW: \$0 Utilities: \$0 NonContract: \$0 Other: \$0 Budget Transfer: \$0	\$1,115 \$8 \$32 \$1,075 \$0 \$0 \$0 \$0 \$0 \$0	-18.73% \$ Difference -\$257
		Completion 11/6/2012	Reason(s): * The cost estimate deviated from the actual cost due to competition among contractors, changes made to project during construction and lower than expected engineering costs.	CN Award Cost + Cont. \$1,142			
Hickory	123	8S2341	3/2012	Pavement improvements from Rte. 54 to Rte. 32. Part of combined letting involving projects 8S2432, 8S2461, 8S2341 and 8S2284.	\$1,478 PE: \$10 CE Inc: \$94 CN: \$1,374 RW Inc: \$0 RW: \$0 Utilities: \$0 NonContract: \$0 Other: \$0 Budget Transfer: \$0	\$1,033 \$8 \$55 \$969 \$0 \$0 \$0 \$0 \$0 \$0	-30.11% \$ Difference -\$445
		Completion 8/21/2012	Reason(s): * The cost estimate deviated from the actual cost due to performing projects in combination, changes made to project during construction and lower than expected engineering costs.	CN Award Cost + Cont. \$1,013			

Note: Estimates include actual right of way spent for jobs without programmed right of way.

Program Estimates Compared to Costs of Projects Completed SFY 2013
RSMo.21.795.2(5,6)

(Dollars in Thousands)

County	Route	Job Number	SFY Award Date	Description of Improvement / Location	Estimate	Cost to Complete	Percent Difference
Hickory	83	852432	3/2012	Pavement improvements from Rte. 54 in Wheatland to Rte. V in Polk County. Part of combined letting involving projects 852432, 852461, 852341 and 852284.	\$634	\$625	-25.06%
					PE: \$35	\$1	\$ Difference -\$209
					CE Inc: \$51	\$16	
					CN: \$748	\$608	
Hickory		Completion 8/21/2012	Reason(s):	* The cost estimate deviated from the actual cost due to performing projects in combination, lower than expected engineering costs and changes made to project during construction.	RW Inc: \$0	\$0	CN Award
					RW: \$0	\$0	Cost + Cont.
					Utilities: \$0	\$0	\$663
					NonContract: \$0	\$0	
					Other: \$0	\$0	
					<i>Budget Transfer:</i> \$0	\$0	
Hickory	D	852461	3/2012	Pavement improvements from Rte. 54 to Rte. 64. Part of combined letting involving projects 852432, 852461, 852341 and 852284.	\$359	\$260	-27.58%
					PE: \$12	\$1	\$ Difference -\$99
					CE Inc: \$22	\$7	
					CN: \$325	\$252	
Hickory		Completion 8/21/2012	Reason(s):	* The cost estimate deviated from the actual cost due to performing projects in combination and lower than expected engineering costs.	RW Inc: \$0	\$0	CN Award
					RW: \$0	\$0	Cost + Cont.
					Utilities: \$0	\$0	\$250
					NonContract: \$0	\$0	
					Other: \$0	\$0	
					<i>Budget Transfer:</i> \$0	\$0	
Jasper	249	7U2221	2/2012	On-call slide repair from Rte. 171 to I-44.	\$576	\$498	-13.54%
					PE: \$25	\$8	\$ Difference -\$78
					CE Inc: \$40	\$19	
					CN: \$510	\$471	
Jasper		Completion 5/6/2013	Reason(s):	* The cost estimate deviated from the actual cost due to this being an on-call repair project. The need for repairs was not as high as estimated.	RW Inc: \$0	\$0	CN Award
					RW: \$0	\$0	Cost + Cont.
					Utilities: \$0	\$0	\$2,601
					NonContract: \$1	\$0	
					Other: \$0	\$0	
					<i>Budget Transfer:</i> \$0	\$0	

Program Estimates Compared to Costs of Projects Completed SFY 2013
RSMo.21.795.2(5,6)

(Dollars in Thousands)

County	Route	Job Number	SFY Award Date	Description of Improvement / Location	Estimate	Cost to Complete	Percent Difference
Jasper	43	7P2171B	2/2012	Intersection improvements at Rte. 96.	\$781 PE: \$34 CE Inc: \$54 CN: \$692 RW Inc: \$0 RW: \$0 Utilities: \$0 NonContract: \$1 Other: Budget Transfer:	\$773 \$0 \$63 \$710 \$0 \$0 \$0 \$0 \$0	-1.02% \$ Difference -\$8
		Completion 2/7/2013	Reason(s):	* The project cost to complete was within +/- 10 percent of the estimate.			CN Award Cost + Cont. \$874
Jasper	49	7P0824G	10/2009	Resurface disconnected sections of northbound lanes from 1.8 miles north of Rte. 160 to 0.6 mile south of Rte. K in Jasper County.	\$5,087 PE: \$92 CE Inc: \$321 CN: \$4,673 RW Inc: \$0 RW: \$0 Utilities: \$0 NonContract: \$1 Other: Budget Transfer:	\$2,821 \$0 \$98 \$2,723 \$0 \$0 \$0 \$0 \$0	-44.54% \$ Difference -\$22,266
		Completion 3/21/2013	Reason(s):	* The cost estimate deviated from the actual cost due to competition among contractors and lower than expected engineering costs.			CN Award Cost + Cont. \$2,626
Jasper	49	7P0842F	7/2010	Pavement improvements on disconnected sections of northbound lanes from 0.3 mile south of Rte. H and Rte. K to 0.2 mile north of I-44.	\$4,521 PE: \$197 CE Inc: \$314 CN: \$4,009 RW Inc: \$0 RW: \$0 Utilities: \$0 NonContract: \$1 Other: Budget Transfer:	\$4,685 \$10 \$139 \$4,536 \$0 \$0 \$0 \$0 \$0	3.63% \$ Difference \$164
		Completion 3/21/2013	Reason(s):	* The project cost to complete was within +/- 10 percent of the estimate.			CN Award Cost + Cont. \$4,215

Note: Estimates include actual right of way spent for jobs without programmed right of way.

Program Estimates Compared to Costs of Projects Completed SFY 2013
RSMo.21.795.2(5,6)

(Dollars in Thousands)

County	Route	Job Number	SFY Award Date	Description of Improvement / Location	Estimate	Cost to Complete	Percent Difference
Jasper	49	7P2193C	10/2011	ADA improvements on disconnected sections of Business 71 and Rte. FF in the Joplin metro area. \$91,000 from District Enhancement Funds.	\$128 PE: \$3 CE Inc: \$11 CN: \$114 RW Inc: \$0 RW: \$0 Utilities: \$0 NonContract: \$0 Other: \$0 Budget Transfer: \$0	\$123 \$23 \$7 \$92 \$0 \$0 \$0 \$0 \$0 \$0	-3.91% \$ Difference -\$5
		Completion 10/3/2012	Reason(s):	* The project cost to complete was within +/- 10 percent of the estimate.			CN Award Cost + Cont. \$92
Jasper	66	852148C	0/0	Purchase of signage materials for the Historic Route 66 Scenic Byways Corridor in District 7. Scenic Byways project.	\$45 PE: \$0 CE Inc: \$0 CN: \$0 RW Inc: \$0 RW: \$0 Utilities: \$0 NonContract: \$45 Other: \$0 Budget Transfer: \$0	\$45 \$0 \$0 \$0 \$0 \$0 \$0 \$0 \$0 \$0	0.00% \$ Difference \$0
		Completion 2/5/2013	Reason(s):	* The project cost to complete was within +/- 10 percent of the estimate.			CN Award Cost + Cont. \$0
Jasper	96	750818D	4/2012	Bridge improvements over Spring River 0.6 mile west of Rte. V. Project involves bridge F1139.	\$2,725 PE: \$327 CE Inc: \$174 CN: \$2,222 RW Inc: \$1 RW: \$0 Utilities: \$0 NonContract: \$1 Other: \$0 Budget Transfer: \$0	\$1,934 \$269 \$134 \$1,531 \$0 \$0 \$0 \$0 \$0 \$0	-29.03% \$ Difference -\$791
		Completion 5/21/2013	Reason(s):	* The cost estimate deviated from the actual cost due to redesigns and lower than expected engineering costs.			CN Award Cost + Cont. \$1,444

Program Estimates Compared to Costs of Projects Completed SFY 2013
RSMo.21.795.2(5,6)

(Dollars in Thousands)

County	Route	Job Number	SFY Award Date	Description of Improvement / Location	Estimate	Cost to Complete	Percent Difference
Jasper	E	752209F	10/2011	Pavement improvements on disconnected sections of Rte. E from east of Rte. 571 to Rte. 37 and on Rte. V from Rte. 71 to Rte. 96.	\$389 PE: \$7 CE Inc: \$28 CN: \$353 RW Inc: \$0 RW: \$0 Utilities: \$0 NonContract: \$1 Other: \$0 Budget Transfer: \$0	\$543 \$0 \$32 \$512 \$0 \$0 \$0 \$0 \$0 \$0	39.59% \$ Difference \$154
		Completion 10/3/2012	Reason(s):	* The cost estimate deviated from the actual cost due to additional requirements after estimates were established and changes made to project during construction.			CN Award Cost + Cont. \$499
Jasper	FF	7P0859E	10/2011	Pavement improvements on disconnected sections from Rte. 43 to Bus. 71 in Joplin.	\$673 PE: \$29 CE Inc: \$47 CN: \$596 RW Inc: \$0 RW: \$0 Utilities: \$0 NonContract: \$1 Other: \$0 Budget Transfer: \$0	\$514 \$4 \$32 \$478 \$0 \$0 \$0 \$0 \$0 \$0	-23.63% \$ Difference -\$159
		Completion 8/21/2012	Reason(s):	* The cost estimate deviated from the actual cost due to competition among contractors; changes made to project during construction and lower than expected engineering costs.			CN Award Cost + Cont. \$533
Jasper	FF	7S2161	6/2009	Construct turn lanes and improved geometrics at the intersection of Rte. FF and Prigmor Avenue and widen Rte. FF to include a center two-way left-turn lane from US 71 to Prigmor Avenue. Project relates to 7U0605B. *Economic Recovery Project*	\$2,285 PE: \$77 CE Inc: \$102 CN: \$1,485 RW Inc: \$1 RW: \$0 Utilities: \$50 NonContract: \$570 Other: \$0 Budget Transfer: \$0	\$2,287 \$87 \$143 \$2,039 \$1 \$0 \$17 \$0 \$0	0.09% \$ Difference \$2
		Completion 3/21/2013	Reason(s):	* The project cost to complete was within +/- 10 percent of the estimate.			CN Award Cost + Cont. \$1,795

Note: Estimates include actual right of way spent for jobs without programmed right of way.

Program Estimates Compared to Costs of Projects Completed SFY 2013
RSMo.21.795.2(5,6)

(Dollars in Thousands)

County	Route	Job Number	SFY Award Date	Description of Improvement / Location	Estimate	Cost to Complete	Percent Difference
Jasper	FF	7U0605B Completion 3/21/2013	6/2009 Reason(s):	Construct turn lanes and improved geometrics at the intersection of Rte. FF and Prigmor Avenue and widen Rte. FF to include a center two-way left-turn lane from US 71 to Prigmor Avenue. *Economic Recovery Project* Project relates to 752161. * The project cost to complete was within +/- 10 percent of the estimate.	\$2,235 PE: \$173 CE Inc: \$62 CN: \$907 RW Inc: \$14 RW: \$200 Utilities: \$260 NonContract: \$619 Other: Budget Transfer:	\$2,055 \$261 \$97 \$1,261 \$5 \$112 \$318 \$0 \$0 \$0	-8.05% \$ Difference -\$180 CN Award Cost + Cont. \$1,067
Lawrence	174	752197 Completion 3/7/2013	10/2010 Reason(s):	Pavement improvements on disconnected sections from Rtes. K and N in Lawrence County to west of County Road 59 in Greene County. Project relates to 752219. * The cost estimate deviated from the actual cost due to competition among contractors and lower than expected engineering costs.	\$2,530 PE: \$110 CE Inc: \$176 CN: \$2,243 RW Inc: \$0 RW: \$0 Utilities: \$0 NonContract: \$1 Other: Budget Transfer:	\$1,688 \$0 \$48 \$1,640 \$0 \$0 \$0 \$0 \$0 \$0	-33.28% \$ Difference -\$842 CN Award Cost + Cont. \$1,404
Lawrence	174	752219 Completion 3/7/2013	10/2010 Reason(s):	Shoulder improvements from I-44 to west of County Road 59 in Greene County. Project funded by High Risk Rural Road Program and relates to 752197. * The cost estimate deviated from the actual cost due to competition among contractors and lower than expected engineering costs.	\$616 PE: \$27 CE Inc: \$43 CN: \$546 RW Inc: \$0 RW: \$0 Utilities: \$0 NonContract: \$0 Other: Budget Transfer:	\$405 \$0 \$16 \$389 \$0 \$0 \$0 \$0 \$0 \$0	-34.25% \$ Difference -\$211 CN Award Cost + Cont. \$327

**Program Estimates Compared to Costs of Projects Completed SFY 2013
RSMo.21.795.2(5,6)**

(Dollars in Thousands)

County	Route	Job Number	SFY Award Date	Description of Improvement / Location	Estimate	Cost to Complete	Percent Difference
Lawrence	266	852275B	6/2011	Pavement improvements from Rte. 96 to Rte. AB. To be let in combination with project 852275. * The project cost to complete was within +/- 10 percent of the estimate.	\$1,769	\$1,653	-6.56%
		Completion 11/6/2012	Reason(s):		PE: \$12 CE Inc: \$113 CN: \$1,640 RW Inc: \$0 RW: \$0 Utilities: \$4 NonContract: \$0 Other: \$0 Budget Transfer: \$0	\$10 \$102 \$1,541 \$0 \$0 \$0 \$0 \$0	\$ Difference -\$116 CN Award Cost + Cont. \$1,695
Lawrence	39	7P085ZZ	0/0	Payment from the cost share program to the city of Aurora (\$82,510) and District 7 (\$36,490) for the acceleration of 7P085Z. * The project cost to complete was within +/- 10 percent of the estimate.	\$119	\$119	0.00%
		Completion 9/26/2012	Reason(s):		PE: \$0 CE Inc: \$0 CN: \$0 RW Inc: \$0 RW: \$0 Utilities: \$0 NonContract: \$119 Other: \$0 Budget Transfer: \$119	\$0 \$0 \$0 \$0 \$0 \$0 \$0 \$0	\$ Difference \$0 CN Award Cost + Cont. \$0
McDonald	49	7P0859G	10/2011	Pavement improvements on disconnected sections of southbound lanes from Elk River to Rte. H. * The cost estimate deviated from the actual cost due to additional requirements after estimates were established.	\$69	\$86	24.64%
		Completion 9/6/2012	Reason(s):		PE: \$3 CE Inc: \$5 CN: \$60 RW Inc: \$0 RW: \$0 Utilities: \$0 NonContract: \$1 Other: \$0 Budget Transfer: \$0	\$0 \$5 \$81 \$0 \$0 \$0 \$0 \$0	\$ Difference \$17 CN Award Cost + Cont. \$81

Note: Estimates include actual right of way spent for jobs without programmed right of way.

Program Estimates Compared to Costs of Projects Completed SFY 2013
RSMo.21.795.2(5,6)

(Dollars in Thousands)

County	Route	Job Number	SFY Award Date	Description of Improvement / Location	Estimate	Cost to Complete	Percent Difference
McDonald	71	7P0797S	3/2012	Guardrail improvements on disconnected sections from I-435 to 1 mile south of Rte. H in McDonald County as part of the upgrade to I-49. Project relates to 7P0797. \$50,000 from District 4 urban STIP funds.	\$794 PE: \$18 CE Inc: \$20 CN: \$255 RW Inc: \$0 RW: \$0 Utilities: \$0 NonContract: \$1 Other: \$0 Budget Transfer: \$0	\$1,520 \$0 \$69 \$1,451 \$0 \$0 \$0 \$0 \$0	417.01% \$ Difference \$1226 CN Award Cost + Cont. \$1,496
		Completion 1/4/2013	Reason(s):	* The cost estimate deviated from the actual cost due to changing conditions after the estimate was established.			
Newton	43	752148Z	0/0	Payment for 2009 intersection improvements at Douglas Fir Road. Cost-share project with Joplin Special Road District (JSRD). JSRD funding acceleration of project, with MoDOT reimbursement of 50 percent of project costs up to a maximum of \$297,000 in SFY 2012.	\$297 PE: \$0 CE Inc: \$0 CN: \$0 RW Inc: \$0 RW: \$0 Utilities: \$0 NonContract: \$297 Other: \$0 Budget Transfer: \$0	\$175 \$0 \$0 \$0 \$0 \$0 \$0 \$0	-41.08% \$ Difference -\$122 CN Award Cost + Cont. \$0
		Completion 2/6/2013	Reason(s):	* The cost estimate deviated from the actual cost due to changing conditions after the estimate was established.			
Newton	49	7P0842D	10/2011	Pavement improvements on disconnected sections from Rte. 60 to Rte. 59.	\$703 PE: \$31 CE Inc: \$49 CN: \$622 RW Inc: \$0 RW: \$0 Utilities: \$0 NonContract: \$1 Other: \$0 Budget Transfer: \$0	\$835 \$8 \$62 \$765 \$0 \$0 \$0 \$0 \$0	18.78% \$ Difference \$132 CN Award Cost + Cont. \$805
		Completion 8/6/2012	Reason(s):	* The cost estimate deviated from the actual cost due to changing conditions after the estimate was established.			

Note: Estimates include actual right of way spent for jobs without programmed right of way.

Program Estimates Compared to Costs of Projects Completed SFY 2013
RSMo.21.795.2(5,6)

(Dollars in Thousands)

County	Route	Job Number	SFY Award Date	Description of Improvement / Location	Estimate	Cost to Complete	Percent Difference
Newton	49	7P0859D Completion 6/6/2013	10/2011 Reason(s):	Pavement improvements on disconnected sections from south of 44th Street in Joplin to Rte. 71. * The cost estimate deviated from the actual cost due to changing conditions after the estimate was established.	\$892	\$1,055	18.27%
					PE: \$43 CE Inc: \$62 CN: \$786 RW Inc: \$0 RW: \$0 Utilities: \$0 NonContract: \$1 Other: \$0 Budget Transfer: \$0	\$16 \$32 \$1,007 \$0 \$0 \$0 \$0 \$0 \$0	\$ Difference \$163
Newton	49	7S0710 Completion 3/7/2013	10/2011 Reason(s):	ADA improvements on disconnected sections from south of Rte. FF (32nd Street) to Hammons Boulevard in Joplin. \$300,000 from District Enhancement funds. * The project cost to complete was within +/- 10 percent of the estimate.	\$754	\$770	2.12%
					PE: \$314 CE Inc: \$30 CN: \$374 RW Inc: \$32 RW: \$2 Utilities: \$1 NonContract: \$1 Other: \$0 Budget Transfer: \$0	\$307 \$73 \$374 \$13 \$4 \$0 \$0 \$0 \$0	\$ Difference \$16
Newton	86	7S2209D Completion 9/20/2012	10/2011 Reason(s):	Pavement improvements on disconnected sections from Rte. 60 to 0.5 mile east of Rte. T. * The project cost to complete was within +/- 10 percent of the estimate.	\$1,283	\$1,386	8.03%
					PE: \$23 CE Inc: \$92 CN: \$1,167 RW Inc: \$0 RW: \$0 Utilities: \$0 NonContract: \$1 Other: \$0 Budget Transfer: \$0	\$0 \$44 \$1,342 \$0 \$0 \$0 \$0 \$0 \$0	\$ Difference \$103

Program Estimates Compared to Costs of Projects Completed SFY 2013
RSMo.21.795.2(5,6)

(Dollars in Thousands)

County	Route	Job Number	SFY Award Date	Description of Improvement / Location	Estimate	Cost to Complete	Percent Difference
Newton	NN	752209E	10/2011	Pavement improvements on disconnected sections of Rte. NN and Rte. U in Newton County, Rte. H in McDonald County, and Rte. 43 in Newton and McDonald counties.	\$972 PE: \$17 CE Inc: \$69 CN: \$885 RW Inc: \$0 RW: \$0 Utilities: \$0 NonContract: \$1 Other: \$0 Budget Transfer: \$0	\$2,538 \$0 \$88 \$2,450 \$0 \$0 \$0 \$0 \$0 \$0	161.11% \$ Difference \$1566
		Completion 9/20/2012	Reason(s):	* The cost estimate deviated from the actual cost due to additional requirements after estimates were established.			CN Award Cost + Cont. \$2,386
Polk	13	8P2410	3/2012	Pavement improvements from Rte. 123 in Polk County to Rte. WW in Greene County. \$1,349,130 from SAFETEA-LU Earmark Demo ID MO166.	\$2,228 PE: \$10 CE Inc: \$80 CN: \$2,138 RW Inc: \$0 RW: \$0 Utilities: \$0 NonContract: \$0 Other: \$0 Budget Transfer: \$0	\$1,510 \$3 \$71 \$1,436 \$0 \$0 \$0 \$0 \$0 \$0	-32.23% \$ Difference -\$718
		Completion 5/6/2013	Reason(s):	* The cost estimate deviated from the actual cost due to performing projects in combination.			CN Award Cost + Cont. \$1,349
Polk	13	8P2435	3/2012	Drainage improvement north of Bolivar, south of County Road 433.	\$71 PE: \$6 CE Inc: \$4 CN: \$61 RW Inc: \$0 RW: \$0 Utilities: \$0 NonContract: \$0 Other: \$0 Budget Transfer: \$0	\$97 \$0 \$20 \$77 \$0 \$0 \$0 \$0 \$0 \$0	36.62% \$ Difference \$26
		Completion 9/20/2012	Reason(s):	* The cost estimate deviated from the actual cost due to changing conditions after the estimate was established and higher than expected inspection costs.			CN Award Cost + Cont. \$77

Note: Estimates include actual right of way spent for jobs without programmed right of way.

Program Estimates Compared to Costs of Projects Completed SFY 2013
RSMo.21.795.2(5,6)

(Dollars in Thousands)

County	Route	Job Number	SFY Award Date	Description of Improvement / Location	Estimate	Cost to Complete	Percent Difference
Polk	13	852284	3/2012	Pavement improvements from east of Rte. 13 to Rte. 123. Part of combined letting involving projects 852432, 852461, 852341 and 852284.	\$279	\$80	-71.33%
					PE: \$10	\$14	\$ Difference
					CE Inc: \$17	\$19	-\$199
					CN: \$252	\$47	
					RW Inc: \$0	\$0	CN Award
					RW: \$0	\$0	Cost + Cont.
					Utilities: \$0	\$0	\$63
					NonContract: \$0	\$0	
					Other: \$0	\$0	
					Budget Transfer: \$0	\$0	
Polk	32	8P2297	2/2011	Pavement improvements from Rte. D to Rte. 65. To be let in combination with projects 852274, 8L1111B and 8M0094.	\$1,334	\$1,124	-15.74%
					PE: \$17	\$10	\$ Difference
					CE Inc: \$85	\$64	-\$210
					CN: \$1,232	\$1,050	
					RW Inc: \$0	\$0	CN Award
					RW: \$0	\$0	Cost + Cont.
					Utilities: \$0	\$0	\$995
					NonContract: \$0	\$0	
					Other: \$0	\$0	
					Budget Transfer: \$0	\$0	
Polk	U	8L1111B	2/2011	Pavement improvements from Rte. 13 to end of route. To be let in combination with projects 852274, 8M0094 and 8P2297.	\$269	\$231	-14.13%
					PE: \$2	\$0	\$ Difference
					CE Inc: \$17	\$20	-\$38
					CN: \$250	\$211	
					RW Inc: \$0	\$0	CN Award
					RW: \$0	\$0	Cost + Cont.
					Utilities: \$0	\$0	\$195
					NonContract: \$0	\$0	
					Other: \$0	\$0	
					Budget Transfer: \$0	\$0	

Program Estimates Compared to Costs of Projects Completed SFY 2013
RSMo.21.795.2(5,6)

(Dollars in Thousands)

County	Route	Job Number	SFY Award Date	Description of Improvement / Location	Estimate	Cost to Complete	Percent Difference
St. Clair	13	7P0842E	10/2011	Pavement improvements on disconnected sections of northbound and southbound lanes from 4.3 miles north of Rte. A/C to 4.4 miles south of Rte. V.	\$801	\$765	-4.49%
					PE: \$35	\$6	\$ Difference -\$36
					CE Inc: \$56	\$20	
					CN: \$709	\$740	
		Completion 8/7/2012	Reason(s):	* The project cost to complete was within +/- 10 percent of the estimate.	RW Inc: \$0	\$0	CN Award
					RW: \$0	\$0	Cost + Cont.
					Utilities: \$0	\$0	\$734
					NonContract: \$1	\$0	
					Other: \$0		
					<i>Budget Transfer:</i> \$0		
Stone	173	852354	4/2012	Pavement improvements from Rte. 413 to Rte. 76. \$435,000 from the High Risk Rural Roads Program. Combination letting involving projects 852429, 852347, 852348, 852354, 852355, and 852451.	\$1,081	\$773	-28.49%
					PE: \$24	\$12	\$ Difference -\$308
					CE Inc: \$68	\$14	
					CN: \$989	\$747	
		Completion 5/21/2013	Reason(s):	* The cost estimate deviated from the actual cost due to performing projects in combination, lower than expected engineering costs and changes made to project during construction.	RW Inc: \$0	\$0	CN Award
					RW: \$0	\$0	Cost + Cont.
					Utilities: \$0	\$0	\$795
					NonContract: \$0	\$0	
					Other: \$0		
					<i>Budget Transfer:</i> \$0		
Stone	176	852348	4/2012	Pavement improvements from Rtes. 265/413 to Rte. 13. \$394,000 from the High Risk Rural Roads Program. Combination letting involving projects 852429, 852347, 852348, 852354, 852355, and 852451.	\$872	\$464	-46.79%
					PE: \$19	\$15	\$ Difference -\$408
					CE Inc: \$55	\$8	
					CN: \$798	\$440	
		Completion 5/21/2013	Reason(s):	* The cost estimate deviated from the actual cost due to redesigns, performing projects in combination and lower than expected inspection costs.	RW Inc: \$0	\$0	CN Award
					RW: \$0	\$0	Cost + Cont.
					Utilities: \$0	\$0	\$471
					NonContract: \$0	\$0	
					Other: \$0		
					<i>Budget Transfer:</i> \$0		

Program Estimates Compared to Costs of Projects Completed SFY 2013
RSMo.21.795.2(5,6)

(Dollars in Thousands)

County	Route	Job Number	SFY Award Date	Description of Improvement / Location	Estimate	Cost to Complete	Percent Difference
Stone	248	852347	4/2012	Pavement improvements from Barry County to Rtes. 265/413 in Stone County. \$339,000 from the High Risk Rural Roads Program. Combination letting involving projects 852429, 852347, 852348, 852354, 852355, and 852451. * The project cost to complete was within +/- 10 percent of the estimate.	\$898	\$828	-7.80%
					PE: \$24	\$16	\$ Difference
					CE Inc: \$56	\$12	-\$70
					CN: \$818	\$801	
					RW Inc: \$0	\$0	
					RW: \$0	\$0	CN Award
					Utilities: \$0	\$0	Cost + Cont.
					NonContract: \$0	\$0	\$861
					Other: \$0	\$0	
					Budget Transfer: \$0	\$0	
Stone	248	852429	4/2012	Pavement improvements from Rte. 413 to Rte. 13 in Reeds Spring. Combination letting involving projects 852429, 852347, 852348, 852354, 852355, and 852451. * The cost estimate deviated from the actual cost due to performing projects in combination, lower than expected inspection costs and changes made to project during construction.	\$79	\$63	-20.25%
					PE: \$2	\$3	\$ Difference
					CE Inc: \$5	\$1	-\$16
					CN: \$72	\$58	
					RW Inc: \$0	\$0	
					RW: \$0	\$0	CN Award
					Utilities: \$0	\$0	Cost + Cont.
					NonContract: \$0	\$0	\$60
					Other: \$0	\$0	
					Budget Transfer: \$0	\$0	
Stone	265	852451	4/2012	Pavement improvements from 0.3 mile south of Crane to Rte. 13 in Branson West. \$916,000 from Open Container Program funds. Combination letting involving projects 852429, 852347, 852348, 852354, 852355, and 852451. * The cost estimate deviated from the actual cost due to performing projects in combination, redesigns and lower than expected engineering costs.	\$2,498	\$979	-60.81%
					PE: \$25	\$0	\$ Difference
					CE Inc: \$162	\$22	-\$1519
					CN: \$2,311	\$957	
					RW Inc: \$0	\$0	
					RW: \$0	\$0	CN Award
					Utilities: \$0	\$0	Cost + Cont.
					NonContract: \$0	\$0	\$974
					Other: \$0	\$0	
					Budget Transfer: \$0	\$0	

Note: Estimates include actual right of way spent for jobs without programmed right of way.

Program Estimates Compared to Costs of Projects Completed SFY 2013
RSMo.21.795.2(5,6)

(Dollars in Thousands)

County	Route	Job Number	SFY Award Date	Description of Improvement / Location	Estimate	Cost to Complete	Percent Difference
Stone	39	852351	3/2012	Pavement improvements from Rte. H to Arkansas State line. \$189,000 from the High Risk Rural Roads Program.Part of combined letting involving projects 852350, 852351, 852352 and 852353.	\$571 PE: \$15 CE Inc: \$36 CN: \$520 RW Inc: \$0 RW: \$0 Utilities: \$0 NonContract: \$0 Other: \$0 Budget Transfer: \$0	\$466 \$7 \$18 \$442 \$0 \$0 \$0 \$0 \$0	-18.39% \$ Difference -\$105 CN Award Cost + Cont. \$451
		Completion 5/21/2013	Reason(s):	* The cost estimate deviated from the actual cost due to performing projects in combination and lower than expected engineering costs.			
Stone	86	852350	3/2012	Pavement improvements from 2.9 miles east of Rte. H in Barry County to Rte. 13 in Stone County. Shoulder improvements funded by \$514,000 of High Risk Rural Roads Program funds. Part of combined letting involving projects 852350, 852351, 852352 and 852353.	\$1,558 PE: \$27 CE Inc: \$99 CN: \$1,432 RW Inc: \$0 RW: \$0 Utilities: \$0 NonContract: \$0 Other: \$0 Budget Transfer: \$0	\$1,136 \$15 \$41 \$1,080 \$0 \$0 \$0 \$0 \$0	-27.09% \$ Difference -\$422 CN Award Cost + Cont. \$1,108
		Completion 5/21/2013	Reason(s):	* The cost estimate deviated from the actual cost due to performing projects in combination and lower than expected engineering costs.			
Stone	H	852352	3/2012	Pavement improvements from Rte. 39 to end of route. Part of combined letting involving projects 852350, 852351, 852352 and 852353.	\$219 PE: \$6 CE Inc: \$14 CN: \$199 RW Inc: \$0 RW: \$0 Utilities: \$0 NonContract: \$0 Other: \$0 Budget Transfer: \$0	\$196 \$6 \$8 \$182 \$0 \$0 \$0 \$0 \$0	-10.50% \$ Difference -\$23 CN Award Cost + Cont. \$193
		Completion 5/21/2013	Reason(s):	* The cost estimate deviated from the actual cost due to changes made to project during construction, performing projects in combination and lower than expected inspection costs.			

Program Estimates Compared to Costs of Projects Completed SFY 2013
RSMo.21.795.2(5,6)

(Dollars in Thousands)

County	Route	Job Number	SFY Award Date	Description of Improvement / Location	Estimate	Cost to Complete	Percent Difference
Stone	H	852353	3/2012	Pavement improvements from Rte. 13 to end of route. Part of combined letting involving projects 852350, 852351, 852352 and 852353.	\$254 PE: \$7 CE Inc: \$16 CN: \$231 RW Inc: \$0 RW: \$0 Utilities: \$0 NonContract: \$0 Other: \$0 Budget Transfer: \$0	\$232 \$1 \$22 \$210 \$0 \$0 \$0 \$0 \$0 \$0 \$0	-8.66% \$ Difference -\$22 CN Award Cost + Cont. \$244
		Completion 5/21/2013	Reason(s):	* The project cost to complete was within +/- 10 percent of the estimate.			
Stone	M	8L1300F	2/2012	Pavement improvements from Rte. U to Shelvin Rock Road. Combination letting involving projects 8L1300E, 8L1300F, 852433, 852467 and 852468.	\$478 PE: \$4 CE Inc: \$31 CN: \$443 RW Inc: \$0 RW: \$0 Utilities: \$0 NonContract: \$0 Other: \$0 Budget Transfer: \$0	\$346 \$1 \$38 \$306 \$0 \$0 \$0 \$0 \$0 \$0	-27.62% \$ Difference -\$132 CN Award Cost + Cont. \$300
		Completion 8/6/2012	Reason(s):	* The cost estimate deviated from the actual cost due to changing conditions after the estimate was established.			
Stone	M	852433	2/2012	Pavement improvements from Rte. K to Rte. U. Combination letting involving projects 8L1300E, 8L1300F, 852433, 852467 and 852468.	\$338 PE: \$3 CE Inc: \$22 CN: \$313 RW Inc: \$0 RW: \$0 Utilities: \$0 NonContract: \$0 Other: \$0 Budget Transfer: \$0	\$264 \$0 \$13 \$251 \$0 \$0 \$0 \$0 \$0 \$0	-21.89% \$ Difference -\$74 CN Award Cost + Cont. \$246
		Completion 8/6/2012	Reason(s):	* The cost estimate deviated from the actual cost due to changing conditions after the estimate was established and lower than expected inspection costs.			

Program Estimates Compared to Costs of Projects Completed SFY 2013
RSMo.21.795.2(5,6)

(Dollars in Thousands)

County	Route	Job Number	SFY Award Date	Description of Improvement / Location	Estimate	Cost to Complete	Percent Difference
Taney	248	852370	5/2011	Bridge maintenance on bridge A3064 over Rte. 65. To let in combination with project 8P0798.	\$690 PE: \$36 CE Inc: \$42 CN: \$612 RW Inc: \$0 RW: \$0 Utilities: \$0 NonContract: \$0 Other: \$0 Budget Transfer: \$0	\$362 \$0 \$7 \$355 \$0 \$0 \$0 \$0 \$0	-47.54% \$ Difference -\$328
		Completion 11/20/2012	Reason(s):	* The cost estimate deviated from the actual cost due to competition among contractors and lower than expected engineering costs.			CN Award Cost + Cont. \$367
Taney	65	7P3003	12/2012	Drainage improvements at Bee Creek Road.	\$75 PE: \$10 CE Inc: \$4 CN: \$61 RW Inc: \$0 RW: \$0 Utilities: \$0 NonContract: \$0 Other: \$0 Budget Transfer: \$0	\$76 \$24 \$1 \$51 \$0 \$0 \$0 \$0 \$0	1.33% \$ Difference \$1
		Completion 6/6/2013	Reason(s):	* The project cost to complete was within +/- 10 percent of the estimate.			CN Award Cost + Cont. \$51
Taney	65	8P0798	5/2011	Interchange improvements at Rte. 248 (Shepherd of the Hills Expressway/Branson Landing Boulevard). Cost share project with the City of Branson.	\$8,168 PE: \$545 CE Inc: \$384 CN: \$5,590 RW Inc: \$1 RW: \$1,639 Utilities: \$8 NonContract: \$1 Other: \$0 Budget Transfer: \$0	\$6,884 \$569 \$362 \$4,496 \$29 \$1,417 \$0 \$12 \$0 \$0	-15.72% \$ Difference -\$1284
		Completion 11/20/2012	Reason(s):	* The cost estimate deviated from the actual cost due to redesigns, lower than expected right of way costs and changes made to project during construction.			CN Award Cost + Cont. \$4,661

Program Estimates Compared to Costs of Projects Completed SFY 2013
RSMo.21.795.2(5,6)

(Dollars in Thousands)

County	Route	Job Number	SFY Award Date	Description of Improvement / Location	Estimate	Cost to Complete	Percent Difference
Taney	65	8P2398	5/2012	Bridge improvements over Cahill Road north of Rte. 76 in Branson. Project involves bridges A3065 and A3066.	\$560 PE: \$15 CE Inc: \$35 CN: \$510 RW Inc: \$0 RW: \$0 Utilities: \$0 NonContract: \$0 Other: \$0 Budget Transfer: \$0	\$566 \$66 \$7 \$493 \$0 \$0 \$0 \$0 \$0 \$0	1.07% \$ Difference \$6
		Completion 2/21/2013	Reason(s):	* The project cost to complete was within +/- 10 percent of the estimate.			CN Award Cost + Cont. \$506
Taney	76	8P0764	11/2009	Rehabilitate bridge over the White River and Missouri and North Arkansas Railroad at Lake Taneycomo. Project involves bridge number J0705. To be let in combination with 8P0799.	\$5,250 PE: \$75 CE Inc: \$332 CN: \$4,840 RW Inc: \$1 RW: \$1 Utilities: \$1 NonContract: \$0 Other: \$0 Budget Transfer: \$0	\$5,302 \$471 \$461 \$4,370 \$0 \$0 \$0 \$0 \$0 \$0	0.99% \$ Difference \$52
		Completion 6/19/2013	Reason(s):	* The project cost to complete was within +/- 10 percent of the estimate.			CN Award Cost + Cont. \$4,896
Taney	76	8P0799	11/2009	Construct roundabout and new bridge over Lake Taneycomo. To be let in combination with 8P0764. *Economic Recovery Project*	\$12,847 PE: \$1,060 CE Inc: \$705 CN: \$10,278 RW Inc: \$43 RW: \$750 Utilities: \$5 NonContract: \$6 Other: \$0 Budget Transfer: \$0	\$10,575 \$941 \$687 \$7,616 \$38 \$1,204 \$2 \$88 \$0 \$0	-17.69% \$ Difference -\$2272
		Completion 6/19/2013	Reason(s):	* The cost estimate deviated from the actual cost due to changing conditions after the estimate was established.			CN Award Cost + Cont. \$7,622

Note: Estimates include actual right of way spent for jobs without programmed right of way.

Program Estimates Compared to Costs of Projects Completed SFY 2013
RSMo.21.795.2(5,6)

(Dollars in Thousands)

County	Route	Job Number	SFY Award Date	Description of Improvement / Location	Estimate	Cost to Complete	Percent Difference
Taney	76	850718	0/0	Add turn lanes and signals, improve geometrics at Fall Creek Road. Cost share project to be let by the City of Branson. Relates to project 850719. MoDOT's maximum contribution is 1.92 million for 850718 and 850719 combined.	\$2,416 PE: \$130 CE Inc: \$33 CN: \$488 RW Inc: \$165 RW: \$1,600 Utilities: \$0 NonContract: \$0 Other: Budget Transfer:	\$15 \$15 \$0 \$0 \$0 \$0 \$0 \$0 \$0 \$0	-99.38% \$ Difference -\$2401
		Completion 2/15/2013	Reason(s):	* The cost estimate deviated from the actual cost due to coordination with outside agencies. This project was let and paid for by Branson. MoDOT met cost share contribution on project 850719.			CN Award Cost + Cont. \$0
Taney	76	852368	3/2012	Turn lane improvements at Rte. T. \$190,000 from Taney County.	\$411 PE: \$2 CE Inc: \$25 CN: \$356 RW Inc: \$3 RW: \$25 Utilities: \$0 NonContract: \$0 Other: Budget Transfer:	\$421 \$40 \$9 \$340 \$4 \$28 \$0 \$0 \$0 \$0	2.43% \$ Difference \$10
		Completion 11/6/2012	Reason(s):	* The project cost to complete was within +/- 10 percent of the estimate.			CN Award Cost + Cont. \$371
Various	44	812446	2/2012	Pavement improvements on various interchanges on I-44 and Rte. 60 in Greene, Webster, Laclede and Wright Counties.	\$1,001 PE: \$20 CE Inc: \$45 CN: \$936 RW Inc: \$0 RW: \$0 Utilities: \$0 NonContract: \$0 Other: Budget Transfer:	\$541 \$2 \$32 \$507 \$0 \$0 \$0 \$0 \$0 \$0	-45.95% \$ Difference -\$460
		Completion 12/19/2012	Reason(s):	* The cost estimate deviated from the actual cost due to redesigns.			CN Award Cost + Cont. \$528

**Program Estimates Compared to Costs of Projects Completed SFY 2013
RSMo.21.795.2(5,6)**

(Dollars in Thousands)

County	Route	Job Number	SFY Award Date	Description of Improvement / Location	Estimate	Cost to Complete	Percent Difference
Various	Various	7P2145 Completion 4/19/2013	0/2007 Reason(s):	3M tape installation at various locations throughout the Southwest District. * The cost estimate deviated from the actual cost due to changes made to project during construction.	\$462	\$1,528	230.74% \$ Difference \$1066
					PE: \$0	\$0	
					CE Inc: \$0	\$19	
					CN: \$394	\$1,509	
					RW Inc: \$0	\$0	CN Award
					RW: \$0	\$0	Cost + Cont.
					Utilities: \$0	\$0	\$394
					NonContract: \$68	\$0	
					Other: \$0	\$0	
					Budget Transfer: \$0	\$0	
Various	Various	8P0145B Completion 2/27/2013	7/2010 Reason(s):	Payment beginning in SFY 2011 for 3M tape installation warranty. Urban Southwest District share. Funding from operations funds. * The cost estimate deviated from the actual cost due to additional requirements after estimates were established.	\$68	\$85	25.00% \$ Difference \$17
					PE: \$0	\$0	
					CE Inc: \$0	\$0	
					CN: \$0	\$0	
					RW Inc: \$0	\$0	CN Award
					RW: \$0	\$0	Cost + Cont.
					Utilities: \$0	\$0	\$68
					NonContract: \$68	\$85	
					Other: \$0	\$0	
					Budget Transfer: \$0	\$0	
Various	Various	8P0858 Completion 1/3/2013	0/0 Reason(s):	SFY 2011 on-call guardrail and guard cable repair in the Ozarks Transportation Organization area. To be let in SFY 2010 in combination with 8P0859. * The cost estimate deviated from the actual cost due to this being an on-call repair project. The need for repairs was not as high as estimated.	\$217	\$0	-100.00% \$ Difference -\$217
					PE: \$3	\$0	
					CE Inc: \$14	\$0	
					CN: \$200	\$0	
					RW Inc: \$0	\$0	CN Award
					RW: \$0	\$0	Cost + Cont. \$0
					Utilities: \$0	\$0	
					NonContract: \$0	\$0	
					Other: \$0	\$0	
					Budget Transfer: \$0	\$0	

Program Estimates Compared to Costs of Projects Completed SFY 2013
RSMo.21.795.2(5,6)

(Dollars in Thousands)

County	Route	Job Number	SFY Award Date	Description of Improvement / Location	Estimate	Cost to Complete	Percent Difference
Various	Various	8P0859 Completion 1/3/2013	0/0 Reason(s):	SFY 2010 on-call guardrail and guard cable repair throughout non-metropolitan District 8. To be let in combination with 8P0858. * The cost estimate deviated from the actual cost due to this being an on-call repair project. The need for repairs was not as high as estimated.	\$351	\$0	-100.00%
					PE: \$3	\$0	\$ Difference -\$351
					CE Inc: \$23	\$0	
					CN: \$325	\$0	
					RW Inc: \$0	\$0	
					RW: \$0	\$0	CN Award
					Utilities: \$0	\$0	Cost + Cont. \$0
					NonContract: \$0	\$0	
					Other: \$0	\$0	
					Budget Transfer: \$0	\$0	
Various	Various	8P2145 Completion 4/19/2013	0/2007 Reason(s):	3M tape installation at various locations throughout the urban Southwest District. * The cost estimate deviated from the actual cost due to changes made to project during construction.	\$131	\$387	195.42%
					PE: \$0	\$0	\$ Difference \$256
					CE Inc: \$0	\$5	
					CN: \$107	\$382	
					RW Inc: \$0	\$0	CN Award
					RW: \$0	\$0	Cost + Cont.
					Utilities: \$0	\$0	\$107
					NonContract: \$24	\$0	
					Other: \$0	\$0	
					Budget Transfer: \$0	\$0	
Various	Various	8P2145B Completion 4/19/2013	0/2007 Reason(s):	3M tape installation at various locations throughout the rural Southwest District. * The cost estimate deviated from the actual cost due to changes made to project during construction.	\$225	\$464	106.22%
					PE: \$0	\$0	\$ Difference \$239
					CE Inc: \$0	\$6	
					CN: \$169	\$457	
					RW Inc: \$0	\$0	CN Award
					RW: \$0	\$0	Cost + Cont.
					Utilities: \$0	\$0	\$169
					NonContract: \$56	\$0	
					Other: \$0	\$0	
					Budget Transfer: \$0	\$0	

Program Estimates Compared to Costs of Projects Completed SFY 2013
RSMo.21.795.2(5,6)

(Dollars in Thousands)

County	Route	Job Number	SFY Award Date	Description of Improvement / Location	Estimate	Cost to Complete	Percent Difference
Various	Various	8P2166 Completion 12/28/2012	0/0 Reason(s):	On-call work zone enforcement in the rural Southwest District. * The cost estimate deviated from the actual cost due to this being an on-call work zone enforcement project. The need for enforcement was not as high as estimated.	\$13	\$0	-100.00%
					PE: \$3	\$0	\$ Difference -\$13
					CE Inc: \$0	\$0	
					CN: \$0	\$0	
					RW Inc: \$0	\$0	
					RW: \$0	\$0	CN Award
					Utilities: \$0	\$0	Cost + Cont. \$0
					NonContract: \$10	\$0	
					Other: \$0	\$0	
					Budget Transfer: \$0	\$0	
Various	Various	8P2173 Completion 12/28/2012	0/0 Reason(s):	On-call work zone enforcement in the rural Southwest District. * The cost estimate deviated from the actual cost due to this being an on-call work zone enforcement project. The need for enforcement was not as high as estimated.	\$48	\$0	-100.00%
					PE: \$3	\$0	\$ Difference -\$48
					CE Inc: \$0	\$0	
					CN: \$0	\$0	
					RW Inc: \$0	\$0	
					RW: \$0	\$0	CN Award
					Utilities: \$0	\$0	Cost + Cont. \$0
					NonContract: \$45	\$0	
					Other: \$0	\$0	
					Budget Transfer: \$0	\$0	
Various	Various	8P2179 Completion 11/20/2012	3/2012 Reason(s):	Installation of guardrail and replacement of nonstandard guardrail in the rural Southwest District. * The cost estimate deviated from the actual cost due to redesigns and lower than expected inspection costs.	\$826	\$266	-67.80%
					PE: \$8	\$27	\$ Difference -\$560
					CE Inc: \$53	\$18	
					CN: \$765	\$221	
					RW Inc: \$0	\$0	CN Award
					RW: \$0	\$0	Cost + Cont. \$238
					Utilities: \$0	\$0	
					NonContract: \$0	\$0	
					Other: \$0	\$0	
					Budget Transfer: \$0	\$0	

Program Estimates Compared to Costs of Projects Completed SFY 2013
RSMo.21.795.2(5,6)

(Dollars in Thousands)

County	Route	Job Number	SFY Award Date	Description of Improvement / Location	Estimate	Cost to Complete	Percent Difference	
Various	Various	8P2190 Completion 6/12/2013	4/2009 Reason(s):	SFY 2009 on-call asphalt pavement repair on major routes in the Ozarks Transportation Organization area. * The cost estimate deviated from the actual cost due to this being an on-call repair project. The need for repairs was not as high as estimated.	\$219	\$110	-49.77%	
					PE:	\$1	\$1	\$ Difference -\$109
					CE Inc:	\$14	\$1	
					CN:	\$204	\$108	
					RW Inc:	\$0	\$0	CN Award
					RW:	\$0	\$0	Cost + Cont.
					Utilities:	\$0	\$0	\$204
					NonContract:	\$0	\$0	
					Other:	\$0	\$0	
					Budget Transfer:	\$0	\$0	
Various	Various	8P2384 Completion 3/7/2013	3/2012 Reason(s):	Removal of obstructions at various locations in the rural Southwest District. * The cost estimate deviated from the actual cost due to changing conditions after the estimate was established.	\$539	\$444	-17.63%	
					PE:	\$5	\$5	\$ Difference -\$95
					CE Inc:	\$34	\$165	
					CN:	\$500	\$274	
					RW Inc:	\$0	\$0	CN Award
					RW:	\$0	\$0	Cost + Cont.
					Utilities:	\$0	\$0	\$284
					NonContract:	\$0	\$0	
					Other:	\$0	\$0	
					Budget Transfer:	\$0	\$0	
Various	Various	8Q0883 Completion 2/6/2013	0/0 Reason(s):	Operations and management of OzarksTraffic Intelligent Transportation System in urban District 8. * The cost estimate deviated from the actual cost due to additional requirements after estimates were established.	\$533	\$867	62.66%	
					PE:	\$2	\$2	\$ Difference \$334
					CE Inc:	\$0	\$0	
					CN:	\$0	\$0	
					RW Inc:	\$0	\$0	CN Award
					RW:	\$0	\$0	Cost + Cont. \$0
					Utilities:	\$0	\$0	
					NonContract:	\$531	\$865	
					Other:	\$0	\$0	
					Budget Transfer:	\$0	\$0	

Program Estimates Compared to Costs of Projects Completed SFY 2013
RSMo.21.795.2(5,6)

(Dollars in Thousands)

County	Route	Job Number	SFY Award Date	Description of Improvement / Location	Estimate	Cost to Complete	Percent Difference
Various	Various	8Q2183	0/0	Operations and management of OzarksTraffic Intelligent Transportation System throughout rural District 8.	\$15 PE: \$0 CE Inc: \$0 CN: \$15 RW Inc: \$0 RW: \$0 Utilities: \$0 NonContract: \$0 Other: \$0 Budget Transfer: \$0	\$0 \$0 \$0 \$0 \$0 \$0 \$0 \$0 \$0	-100.00% \$ Difference -\$15
		Completion 2/6/2013	Reason(s):	* The cost estimate deviated from the actual cost due to expenses being charged to the District Operations budget.			CN Award Cost + Cont. \$0
Various	Various	8Q2223	0/0	Update Intelligent Transportation System (ITS) architecture for the Springfield region. This project utilizes the 2000 annual earmark ITS-0029(801).	\$101 PE: \$1 CE Inc: \$0 CN: \$0 RW Inc: \$0 RW: \$0 Utilities: \$0 NonContract: \$100 Other: \$0 Budget Transfer: \$40	\$40 \$0 \$0 \$0 \$0 \$0 \$0 \$0 \$0	-60.40% \$ Difference -\$61
		Completion 2/6/2013	Reason(s):	* The cost estimate deviated from the actual cost due to changing conditions after the estimate was established.			CN Award Cost + Cont. \$0
Vernon	49	7P0797V	8/2012	Installation of warning devices at Business Route 71 in Nevada. Project is part of the upgrade to I-49.	\$90 PE: \$2 CE Inc: \$6 CN: \$82 RW Inc: \$0 RW: \$0 Utilities: \$0 NonContract: \$0 Other: \$0 Budget Transfer: \$40	\$42 \$0 \$3 \$39 \$0 \$0 \$0 \$0 \$0	-53.33% \$ Difference -\$48
		Completion 11/6/2012	Reason(s):	* The cost estimate deviated from the actual cost due to changing conditions after the estimate was established, changes made to project during construction and lower than expected engineering costs.			CN Award Cost + Cont. \$45

Note: Estimates include actual right of way spent for jobs without programmed right of way.

Program Estimates Compared to Costs of Projects Completed SFY 2013
RSMo.21.795.2(5,6)

(Dollars in Thousands)

County	Route	Job Number	SFY Award Date	Description of Improvement / Location	Estimate	Cost to Complete	Percent Difference
Vernon	49	7P0799	2/2012	Bridge improvements over Douglas Branch 2.6 miles north of Rte. M. Project involves bridge A0336.	\$2,209 PE: \$160 CE Inc: \$149 CN: \$1,899 RW Inc: \$0 RW: \$0 Utilities: \$0 NonContract: \$1 Other: \$2 Budget Transfer: \$0	\$1,469 \$168 \$85 \$1,215 \$0 \$0 \$0 \$0	-33.50% \$ Difference -\$740
		Completion 11/6/2012	Reason(s):	* The cost estimate deviated from the actual cost due to competition among contractors and changes made to project during construction.			CN Award Cost + Cont. \$1,317
Vernon	49	7P0824E	10/2009	Resurface disconnected sections of southbound lanes from 4.2 miles north of Rte. V in Barton County to 2.8 miles north of Rte. 126.	\$5,637 PE: \$102 CE Inc: \$355 CN: \$5,179 RW Inc: \$0 RW: \$0 Utilities: \$0 NonContract: \$1 Other: \$0 Budget Transfer: \$0	\$3,222 \$18 \$113 \$3,091 \$0 \$0 \$0 \$0	-42.84% \$ Difference -\$2415
		Completion 3/21/2013	Reason(s):	* The cost estimate deviated from the actual cost due to competition among contractors, redesigns and lower than expected engineering costs.			CN Award Cost + Cont. \$2,982
Vernon	54	7P0842B	10/2010	Pavement improvements on disconnected sections from the Kansas State line to 3.2 miles east of Rte. 43.	\$1,423 PE: \$69 CE Inc: \$98 CN: \$1,255 RW Inc: \$0 RW: \$0 Utilities: \$0 NonContract: \$1 Other: \$0 Budget Transfer: \$0	\$2,495 \$11 \$79 \$2,405 \$0 \$0 \$0 \$0	75.33% \$ Difference \$1072
		Completion 2/21/2013	Reason(s):	* The cost estimate deviated from the actual cost due to additional requirements after estimates were established and changes made to project during construction.			CN Award Cost + Cont. \$2,122

Program Estimates Compared to Costs of Projects Completed SFY 2013
RSMo.21.795.2(5,6)

(Dollars in Thousands)

County	Route	Job Number	SFY Award Date	Description of Improvement / Location	Estimate	Cost to Complete	Percent Difference
Vernon	54	7P2155G	10/2011	Pavement improvements on disconnected sections of Rte. 54 and Bus. 71 through Nevada.	\$2,427 PE: \$43 CE Inc: \$173 CN: \$2,210 RW Inc: \$0 RW: \$0 Utilities: \$0 NonContract: \$1 Other: \$0 Budget Transfer: \$0	\$1,254 \$0 \$66 \$1,189 \$0 \$0 \$0 \$0 \$0 \$0	-48.33% \$ Difference -\$1173
		Completion 4/19/2013	Reason(s):	* The cost estimate deviated from the actual cost due to competition among contractors and lower than expected engineering costs.			CN Award Cost + Cont. \$1,282
Vernon	B	7S0546	4/2012	Bridge improvements over Horse Creek 3.7 miles east of Rte. NN. Project involves bridge X0186.	\$1,075 PE: \$129 CE Inc: \$69 CN: \$875 RW Inc: \$1 RW: \$0 Utilities: \$0 NonContract: \$1 Other: \$0 Budget Transfer: \$0	\$1,047 \$99 \$49 \$899 \$0 \$0 \$0 \$0 \$0 \$0	-2.60% \$ Difference -\$28
		Completion 6/6/2013	Reason(s):	* The project cost to complete was within +/- 10 percent of the estimate.			CN Award Cost + Cont. \$981
Vernon	H	7B0803B	2/2011	Bridge maintenance on Rte H over Marmaton River, on Rte DD over Clear Cr., over Rte F over Little Drywood Cr. in Vernon Co, Rte U over Big Sac River in Dade Co, Rte BB over Deer Cr. in Jasper Co. Involves bridges A1829, P0949, R0229, R0491, A1885. Safe & Sound program.	\$343 PE: \$10 CE Inc: \$21 CN: \$312 RW Inc: \$0 RW: \$0 Utilities: \$0 NonContract: \$0 Other: \$0 Budget Transfer: \$0	\$386 \$3 \$22 \$360 \$0 \$0 \$0 \$0 \$0 \$0	12.54% \$ Difference \$43
		Completion 7/19/2012	Reason(s):	* The cost estimate deviated from the actual cost due to changing conditions after the estimate was established.			CN Award Cost + Cont. \$366

Program Estimates Compared to Costs of Projects Completed SFY 2013
RSMo.21.795.2(5,6)

(Dollars in Thousands)

County	Route	Job Number	SFY Award Date	Description of Improvement / Location	Estimate	Cost to Complete	Percent Difference
Webster	38	852274	2/2011	Pavement improvements from Rte. E to I-44. To be let in combination with projects 8L1111B, 8M0094 and 8P2297.	\$567 PE: \$3 CE Inc: \$36 CN: \$528 RW Inc: \$0 RW: \$0 Utilities: \$0 NonContract: \$0 Other: \$0 Budget Transfer: \$0	\$462 \$2 \$17 \$443 \$0 \$0 \$0 \$0 \$0	-18.52% \$ Difference -\$105
		Completion 2/21/2013	Reason(s):	* The cost estimate deviated from the actual cost due to competition among contractors.			CN Award Cost + Cont. \$363
Webster	44	212161T	4/2009	On-call preventive maintenance and pavement repair in Webster and Laclede counties.	\$270 PE: \$0 CE Inc: \$17 CN: \$253 RW Inc: \$0 RW: \$0 Utilities: \$0 NonContract: \$0 Other: \$0 Budget Transfer: \$0	\$158 \$0 \$2 \$156 \$0 \$0 \$0 \$0 \$0	-41.48% \$ Difference -\$112
		Completion 12/17/2012	Reason(s):	* The cost estimate deviated from the actual cost due to this being an on-call repair project. The need for repairs was not as high as estimated.			CN Award Cost + Cont. \$253
Webster	44	212163P	5/2011	On-call preventive maintenance and pavement repair in Webster and Laclede Counties.	\$214 PE: \$0 CE Inc: \$14 CN: \$200 RW Inc: \$0 RW: \$0 Utilities: \$0 NonContract: \$0 Other: \$0 Budget Transfer: \$0	\$205 \$0 \$6 \$199 \$0 \$0 \$0 \$0 \$0	-4.21% \$ Difference -\$9
		Completion 10/19/2012	Reason(s):	* The project cost to complete was within +/- 10 percent of the estimate.			CN Award Cost + Cont. \$200

Program Estimates Compared to Costs of Projects Completed SFY 2013
RSMo.21.795.2(5,6)

(Dollars in Thousands)

County	Route	Job Number	SFY Award Date	Description of Improvement / Location	Estimate	Cost to Complete	Percent Difference
Webster	44	8I2440	6/2012	Shoulder improvements on the westbound lanes west of the Niangua River.	\$321 PE: \$6 CE Inc: \$15 CN: \$300 RW Inc: \$0 RW: \$0 Utilities: \$0 NonContract: \$0 Other: \$0 Budget Transfer: \$0	\$144 \$21 \$7 \$116 \$0 \$0 \$0 \$0 \$0 \$0 \$0	-55.14% \$ Difference -\$177
		Completion 5/21/2013	Reason(s):	* The cost estimate deviated from the actual cost due to competition among contractors.			CN Award Cost + Cont. \$117
Webster	60	8P2184Z	0/0	Payback from the Cost Share Program to the City of Rogersville for project 8P2184, intersection improvements at Route 60 and Routes VV/B in Rogersville.	\$325 PE: \$0 CE Inc: \$0 CN: \$0 RW Inc: \$0 RW: \$0 Utilities: \$0 NonContract: \$325 Other: \$0 Budget Transfer: \$0	\$356 \$0 \$0 \$0 \$0 \$0 \$0 \$0 \$0 \$0	9.54% \$ Difference \$31
		Completion 12/13/2012	Reason(s):	* The project cost to complete was within +/- 10 percent of the estimate.			CN Award Cost + Cont. \$0
Bollinger	91	0S2261	12/2011	Pavement improvements from Rte. 51 to Rte. 25.	\$348 PE: \$10 CE Inc: \$22 CN: \$316 RW Inc: \$0 RW: \$0 Utilities: \$0 NonContract: \$0 Other: \$0 Budget Transfer: \$0	\$320 \$0 \$28 \$292 \$0 \$0 \$0 \$0 \$0 \$0	-8.05% \$ Difference -\$28
		Completion 12/19/2012	Reason(s):	* The project cost to complete was within +/- 10 percent of the estimate.			CN Award Cost + Cont. \$293

Note: Estimates include actual right of way spent for jobs without programmed right of way.

Program Estimates Compared to Costs of Projects Completed SFY 2013
RSMo.21.795.2(5,6)

(Dollars in Thousands)

County	Route	Job Number	SFY Award Date	Description of Improvement / Location	Estimate	Cost to Complete	Percent Difference
Butler	53	0P0826	1/2010	Resurface existing pavement and stabilize shoulders from Poplar Bluff to Quilin and Campbell to Holcomb.	\$4,475 PE: \$297 CE Inc: \$268 CN: \$3,910 RW Inc: \$0 RW: \$0 Utilities: \$0 NonContract: \$0 Other: \$0 Budget Transfer: \$0	\$4,686 \$87 \$257 \$4,342 \$0 \$0 \$0 \$0 \$0 \$0 \$0	4.72% \$ Difference \$211
		Completion 3/21/2013	Reason(s): * The project cost to complete was within +/- 10 percent of the estimate.				CN Award Cost + Cont. \$4,307
Cape Girardeau	61	0P0891Z	0/0	This project represents the payback to the City of Jackson for 0P0891 in SFY 2007.	\$141 PE: \$0 CE Inc: \$0 CN: \$0 RW Inc: \$0 RW: \$0 Utilities: \$0 NonContract: \$141 Other: \$0 Budget Transfer: \$0	\$0 \$0 \$0 \$0 \$0 \$0 \$0 \$0 \$0 \$0	-100.00% \$ Difference -\$141
		Completion 5/6/2013	Reason(s): * The cost estimate deviated from the actual cost due to expenses being charged to project 0P0891.				CN Award Cost + Cont. \$0
Douglas	5	8P2392	4/2012	Signal improvements at Rte. 14 in Ava.	\$327 PE: \$26 CE Inc: \$46 CN: \$255 RW Inc: \$0 RW: \$0 Utilities: \$0 NonContract: \$0 Other: \$0 Budget Transfer: \$0	\$227 \$2 \$5 \$220 \$0 \$0 \$0 \$0 \$0 \$0	-30.58% \$ Difference -\$100
		Completion 11/6/2012	Reason(s): * The cost estimate deviated from the actual cost due to lower than expected engineering costs, redesigns and changes made to project during construction.				CN Award Cost + Cont. \$232

Program Estimates Compared to Costs of Projects Completed SFY 2013
RSMo.21.795.2(5,6)

(Dollars in Thousands)

County	Route	Job Number	SFY Award Date	Description of Improvement / Location	Estimate	Cost to Complete	Percent Difference
Douglas	5	8S2273	2/2011	Pavement improvements from 16th Street to Rte. A in Ava. To be let in combination with project 8L1111D.	\$1,089 PE: \$5 CE Inc: \$70 CN: \$1,014 RW Inc: \$0 RW: \$0 Utilities: \$0 NonContract: \$0 Other: \$0 Budget Transfer: \$0	\$914 \$0 \$26 \$888 \$0 \$0 \$0 \$0 \$0 \$0	-16.07% \$ Difference -\$175
		Completion 3/7/2013	Reason(s):	* The cost estimate deviated from the actual cost due to performing projects in combination and lower than expected inspection costs.			CN Award Cost + Cont. \$859
Douglas	Y	8L1111D	2/2011	Pavement improvements from Rte. 5 to end of route. To be let in combination with project 8S2273.	\$252 PE: \$2 CE Inc: \$16 CN: \$234 RW Inc: \$0 RW: \$0 Utilities: \$0 NonContract: \$0 Other: \$0 Budget Transfer: \$0	\$225 \$0 \$32 \$193 \$0 \$0 \$0 \$0 \$0 \$0	-10.71% \$ Difference -\$27
		Completion 3/7/2013	Reason(s):	* The cost estimate deviated from the actual cost due to performing projects in combination.			CN Award Cost + Cont. \$181
Howell	160	9P2235	3/2012	ADA sidewalk improvements on Rte. 160 in West Plains.	\$50 PE: \$2 CE Inc: \$3 CN: \$45 RW Inc: \$0 RW: \$0 Utilities: \$0 NonContract: \$0 Other: \$0 Budget Transfer: \$0	\$78 \$0 \$28 \$50 \$0 \$0 \$0 \$0 \$0 \$0	56.00% \$ Difference \$28
		Completion 8/21/2012	Reason(s):	* The cost estimate deviated from the actual cost due to higher than expected inspection costs and changes made to project during construction.			CN Award Cost + Cont. \$46

Note: Estimates include actual right of way spent for jobs without programmed right of way.

Program Estimates Compared to Costs of Projects Completed SFY 2013
RSMo.21.795.2(5,6)

(Dollars in Thousands)

County	Route	Job Number	SFY Award Date	Description of Improvement / Location	Estimate	Cost to Complete	Percent Difference
Howell	63	952234	3/2012	ADA sidewalk improvements on Bus. Rte. 60/63 in Willow Springs. \$100,000 District Enhancement funds.	\$142 PE: \$5 CE Inc: \$9 CN: \$128 RW Inc: \$0 RW: \$0 Utilities: \$0 NonContract: \$0 Other: \$0 Budget Transfer:	\$128 \$6 \$2 \$119 \$0 \$0 \$0 \$0 \$0 \$0 \$0 \$0 \$0	-9.86% \$ Difference -\$14 CN Award Cost + Cont. \$117
		Completion 8/21/2012	Reason(s): * The project cost to complete was within +/- 10 percent of the estimate.				
Iron	49	9L1205J	4/2012	Pavement improvements from Rte. K to the Wayne County line.	\$206 PE: \$4 CE Inc: \$13 CN: \$189 RW Inc: \$0 RW: \$0 Utilities: \$0 NonContract: \$0 Other: \$0 Budget Transfer:	\$169 \$0 \$2 \$167 \$0 \$0 \$0 \$0 \$0 \$0 \$0 \$0	-17.96% \$ Difference -\$37 CN Award Cost + Cont. \$173
		Completion 3/7/2013	Reason(s): * The cost estimate deviated from the actual cost due to competition among contractors, lower than expected engineering costs and changes made to project during construction.				
Madison	67	0P0828	12/2010	Pavement improvements on existing lanes from 1.4 miles south of Rte. C to Wayne County line. This project is part of an overall plan to improve the Rte. 67 corridor to a divided four-lane from Fredericktown to Poplar Bluff.	\$2,483 PE: \$135 CE Inc: \$151 CN: \$2,197 RW Inc: \$0 RW: \$0 Utilities: \$0 NonContract: \$0 Other: \$0 Budget Transfer:	\$2,097 \$36 \$177 \$1,884 \$0 \$0 \$0 \$0 \$0 \$0 \$0 \$0	-15.55% \$ Difference -\$386 CN Award Cost + Cont. \$1,935
		Completion 4/19/2013	Reason(s): * The cost estimate deviated from the actual cost due to changing conditions after the estimate was established, lower than expected design costs and changes made to project during construction.				

Program Estimates Compared to Costs of Projects Completed SFY 2013
RSMo.21.795.2(5,6)

(Dollars in Thousands)

County	Route	Job Number	SFY Award Date	Description of Improvement / Location	Estimate	Cost to Complete	Percent Difference
Madison	67	0P0986	12/2009	Pavement treatments from Rte. 72 to St. Francois County line.	\$2,377 PE: \$45 CE Inc: \$150 CN: \$2,182 RW Inc: \$0 RW: \$0 Utilities: \$0 NonContract: \$0 Other: \$0 Budget Transfer: \$0	\$1,823 \$38 \$127 \$1,658 \$0 \$0 \$0 \$0 \$0 \$0 \$0	-23.31% \$ Difference -\$554
		Completion 3/21/2013	Reason(s): * The cost estimate deviated from the actual cost due to practical design after the project was programmed.				CN Award Cost + Cont. \$1,589
Madison	72	0P0010C	2/2010	Resurface through the City of Fredricktown. *Economic Recovery Project*	\$405 PE: \$2 CE Inc: \$26 CN: \$377 RW Inc: \$0 RW: \$0 Utilities: \$0 NonContract: \$0 Other: \$0 Budget Transfer: \$0	\$511 \$0 \$50 \$461 \$0 \$0 \$0 \$0 \$0 \$0 \$0	26.17% \$ Difference \$106
		Completion 3/21/2013	Reason(s): * The cost estimate deviated from the actual cost due to changing conditions after the estimate was established and higher than expected inspection costs.				CN Award Cost + Cont. \$488
Madison	72	9L1205I	3/2012	Pavement improvements from the Iron County line to Rte. 67.	\$275 PE: \$5 CE Inc: \$17 CN: \$253 RW Inc: \$0 RW: \$0 Utilities: \$0 NonContract: \$0 Other: \$0 Budget Transfer: \$0	\$208 \$0 \$7 \$201 \$0 \$0 \$0 \$0 \$0 \$0	-24.36% \$ Difference -\$67
		Completion 11/20/2012	Reason(s): * The cost estimate deviated from the actual cost due to performing projects in combination, lower than expected engineering costs and changes made to project during construction.				CN Award Cost + Cont. \$205

Program Estimates Compared to Costs of Projects Completed SFY 2013
RSMo.21.795.2(5,6)

(Dollars in Thousands)

County	Route	Job Number	SFY Award Date	Description of Improvement / Location	Estimate	Cost to Complete	Percent Difference
Madison	J	9L1205H	3/2012	Pavement improvements from Rte. 72 to Rte. 51.	\$396 PE: \$7 CE Inc: \$25 CN: \$364 RW Inc: \$0 RW: \$0 Utilities: \$0 NonContract: \$0 Other: \$0 Budget Transfer: \$0	\$294 \$0 \$10 \$284 \$0 \$0 \$0 \$0 \$0 \$0	-25.76% \$ Difference -\$102
		Completion 11/20/2012	Reason(s):	* The cost estimate deviated from the actual cost due to recent changes in market prices for project components, changing conditions after the estimate was established and lower than expected engineering costs.			CN Award Cost + Cont. \$286
Mississippi	102	9S3002	6/2012	Pavement improvements from County Road 528 to Rte. A. FY 2011 Delta Region Discretionary Grant #11MO001.	\$607 PE: \$10 CE Inc: \$38 CN: \$559 RW Inc: \$0 RW: \$0 Utilities: \$0 NonContract: \$0 Other: \$0 Budget Transfer: \$0	\$601 \$0 \$26 \$575 \$0 \$0 \$0 \$0 \$0 \$0	-0.99% \$ Difference -\$6
		Completion 3/7/2013	Reason(s):	* The project cost to complete was within +/- 10 percent of the estimate.			CN Award Cost + Cont. \$592
Mississippi	57	0I2207	0/0	Payment to IDOT for deck sealing of the Mississippi River bridge in Cairo in SFY 2012. Project involves bridge A2000.	\$100 PE: \$0 CE Inc: \$0 CN: \$0 RW Inc: \$0 RW: \$0 Utilities: \$0 NonContract: \$100 Other: \$0 Budget Transfer: \$0	\$81 \$0 \$0 \$0 \$0 \$0 \$0 \$81 \$0 \$0	-19.00% \$ Difference -\$19
		Completion 4/22/2013	Reason(s):	* The cost estimate deviated from the actual cost due to changes made to project during construction.			CN Award Cost + Cont. \$0

Program Estimates Compared to Costs of Projects Completed SFY 2013
RSMo.21.795.2(5,6)

(Dollars in Thousands)

County	Route	Job Number	SFY Award Date	Description of Improvement / Location	Estimate	Cost to Complete	Percent Difference
Mississippi	77	9S3001	6/2012	Pavement improvements from US 60/62 to Dorena Ferry. FY 2011 Delta Region Discretionary Grant #11MO001. * The project cost to complete was within +/- 10 percent of the estimate.	\$644	\$706	9.63%
		Completion 3/7/2013	Reason(s):		PE: \$10 CE Inc: \$41 CN: \$593 RW Inc: \$0 RW: \$0 Utilities: \$0 NonContract: \$0 Other: \$0 Budget Transfer: \$0	\$0 \$28 \$679 \$0 \$0 \$0 \$0 \$0 \$0	\$ Difference \$62
Mississippi	80	9S3000	6/2012	Pavement improvements from 2 miles east of Rte. AA to 5.6 miles east of MO 77. FY 2011 Delta Region Discretionary Grant #11MO001. * The project cost to complete was within +/- 10 percent of the estimate.	\$286	\$274	-4.20%
		Completion 3/7/2013	Reason(s):		PE: \$10 CE Inc: \$18 CN: \$258 RW Inc: \$0 RW: \$0 Utilities: \$0 NonContract: \$0 Other: \$0 Budget Transfer: \$0	\$0 \$14 \$260 \$0 \$0 \$0 \$0 \$0 \$0	\$ Difference -\$12
Mississippi	B	0S2258	12/2011	Pavement improvements from Rte. 62 to Rte. 80. * The project cost to complete was within +/- 10 percent of the estimate.	\$490	\$507	3.47%
		Completion 12/19/2012	Reason(s):		PE: \$10 CE Inc: \$31 CN: \$449 RW Inc: \$0 RW: \$0 Utilities: \$0 NonContract: \$0 Other: \$0 Budget Transfer: \$0	\$0 \$19 \$488 \$0 \$0 \$0 \$0 \$0 \$0	\$ Difference \$17

Program Estimates Compared to Costs of Projects Completed SFY 2013
RSMo.21.795.2(5,6)

(Dollars in Thousands)

County	Route	Job Number	SFY Award Date	Description of Improvement / Location	Estimate	Cost to Complete	Percent Difference
New Madrid	60	0B0801K	2/2012	Bridge improvements westbound over the BNSF railroad. Project involves bridge A0237. Funded by GARVEE. Part of the Safe and Sound program.	\$870 PE: \$55 CE Inc: \$52 CN: \$763 RW Inc: \$0 RW: \$0 Utilities: \$0 NonContract: \$0 Other: \$0 Budget Transfer: \$0	\$873 \$7 \$60 \$805 \$0 \$0 \$0 \$0 \$0	0.34% \$ Difference \$3
		Completion 3/7/2013	Reason(s):	* The project cost to complete was within +/- 10 percent of the estimate.			CN Award Cost + Cont. \$858
New Madrid	80	9L1205E	3/2012	Pavement improvements from Rte. 61 to Rte. B.	\$178 PE: \$3 CE Inc: \$11 CN: \$164 RW Inc: \$0 RW: \$0 Utilities: \$0 NonContract: \$0 Other: \$0 Budget Transfer: \$0	\$146 \$0 \$5 \$142 \$0 \$0 \$0 \$0 \$0	-17.98% \$ Difference -\$32
		Completion 11/6/2012	Reason(s):	* The cost estimate deviated from the actual cost due to changing conditions after the estimate was established and lower than expected engineering costs.			CN Award Cost + Cont. \$140
New Madrid	TT	052217	12/2011	Bridge improvements over Portage Bay. Project involves bridge R0454.	\$592 PE: \$57 CE Inc: \$34 CN: \$499 RW Inc: \$0 RW: \$2 Utilities: \$0 NonContract: \$0 Other: \$0 Budget Transfer: \$0	\$384 \$36 \$42 \$305 \$0 \$0 \$0 \$0 \$0	-35.14% \$ Difference -\$208
		Completion 11/20/2012	Reason(s):	* The cost estimate deviated from the actual cost due to changing conditions after the estimate was established and lower than expected design cost.			CN Award Cost + Cont. \$321

**Program Estimates Compared to Costs of Projects Completed SFY 2013
RSMo.21.795.2(5,6)**

(Dollars in Thousands)

County	Route	Job Number	SFY Award Date	Description of Improvement / Location	Estimate	Cost to Complete	Percent Difference
New Madrid	ZZ	052220	2/2012	Bridge improvements over Drainage Ditch 53. Project involves bridge T0784.	\$417 PE: \$43 CE Inc: \$24 CN: \$348 RW Inc: \$0 RW: \$2 Utilities: \$0 NonContract: \$0 Other: \$0 Budget Transfer: \$0	\$268 \$19 \$40 \$210 \$0 \$0 \$0 \$0 \$0 \$0	-35.73% \$ Difference -\$149
		Completion 2/7/2013	Reason(s): * The cost estimate deviated from the actual cost due to changing conditions after the estimate was established and lower than expected design cost.				CN Award Cost + Cont. \$221
Ozark	160	8P2303	4/2011	Pavement improvements from Rte. 181 to Rte. V. To be let in combination with projects 8S2304 and 8S2305.	\$1,292 PE: \$17 CE Inc: \$82 CN: \$1,193 RW Inc: \$0 RW: \$0 Utilities: \$0 NonContract: \$0 Other: \$0 Budget Transfer: \$0	\$1,295 \$3 \$59 \$1,233 \$0 \$0 \$0 \$0 \$0 \$0	0.23% \$ Difference \$3
		Completion 2/21/2013	Reason(s): * The project cost to complete was within +/- 10 percent of the estimate.				CN Award Cost + Cont. \$1,213
Ozark	J	8S2304	4/2011	Pavement improvements from Rte. 160 to the Arkansas State line. To be let in combination with project 8P2303 and 8S2305.	\$480 PE: \$6 CE Inc: \$30 CN: \$444 RW Inc: \$0 RW: \$0 Utilities: \$0 NonContract: \$0 Other: \$0 Budget Transfer: \$0	\$356 \$17 \$4 \$335 \$0 \$0 \$0 \$0 \$0 \$0	-25.83% \$ Difference -\$124
		Completion 2/21/2013	Reason(s): * The cost estimate deviated from the actual cost due to performing projects in combination and lower than expected inspection costs.				CN Award Cost + Cont. \$337

Program Estimates Compared to Costs of Projects Completed SFY 2013
RSMo.21.795.2(5,6)

(Dollars in Thousands)

County	Route	Job Number	SFY Award Date	Description of Improvement / Location	Estimate	Cost to Complete	Percent Difference
Ozark	W	852305	4/2011	Pavement improvements from Rte. 5 to the Arkansas State line. To be let in combination with projects 8P2303 and 8S2304.	\$510 PE: \$7 CE Inc: \$32 CN: \$471 RW Inc: \$0 RW: \$0 Utilities: \$0 NonContract: \$0 Other: \$0 Budget Transfer: \$0	\$374 \$6 \$4 \$364 \$0 \$0 \$0 \$0 \$0	-26.67% \$ Difference -\$136
		Completion 2/21/2013	Reason(s):	* The cost estimate deviated from the actual cost due to performing projects in combination and lower than expected inspection costs.			CN Award Cost + Cont. \$349
Pemiscot	155	010976B	0/0	Final payment to Tennessee for bridge improvements on bridge A1700R over the Mississippi River. MoDOT payback of 50% of construction cost to Tennessee for fiscal year 2009 project.	\$1,942 PE: \$0 CE Inc: \$0 CN: \$1,942 RW Inc: \$0 RW: \$0 Utilities: \$0 NonContract: \$0 Other: \$0 Budget Transfer: \$0	\$1,942 \$0 \$0 \$1,942 \$0 \$0 \$0 \$0 \$0	0.00% \$ Difference \$0
		Completion 5/3/2013	Reason(s):	* The project cost to complete was within +/- 10 percent of the estimate.			CN Award Cost + Cont. \$0
Pemiscot	55	012171	5/2009	Pavement rehabilitation of north bound lane of Rte. I-55 in Pemiscot County. Arkansas state line to 2.0 miles south of Rte. I-155. *Economic Recovery Project*	\$16,270 PE: \$241 CE Inc: \$1,029 CN: \$15,000 RW Inc: \$0 RW: \$0 Utilities: \$0 NonContract: \$0 Other: \$0 Budget Transfer: \$0	\$17,268 \$11 \$699 \$16,558 \$0 \$0 \$0 \$0 \$0	6.13% \$ Difference \$998
		Completion 3/21/2013	Reason(s):	* The project cost to complete was within +/- 10 percent of the estimate.			CN Award Cost + Cont. \$16,380

Program Estimates Compared to Costs of Projects Completed SFY 2013
RSMo.21.795.2(5,6)

(Dollars in Thousands)

County	Route	Job Number	SFY Award Date	Description of Improvement / Location	Estimate	Cost to Complete	Percent Difference
Pemiscot	55	012173	2/2009	Pavement rehabilitation of north and south bound lanes from Rte. 84 to Scott County. *Economic Recovery Project* * The project cost to complete was within +/- 10 percent of the estimate.	\$18,550	\$20,208	8.94%
		Completion 3/21/2013	Reason(s):		PE: \$20 CE Inc: \$1,190 CN: \$17,340 RW Inc: \$0 RW: \$0 Utilities: \$0 NonContract: \$0 Other: \$0 Budget Transfer: \$0	\$11 \$815 \$19,382 \$0 \$0 \$0 \$0 \$0 \$0	\$ Difference \$1658
Pemiscot	D	050742	10/2009	Grading and paving from Rte. I-155 to Rte. 84. Paving of County Road 337 to provide a more direct access to the Pemiscot County Port Authority. Funding from Delta Regional Authority. CRD 337 will become a MoDOT route. * The project cost to complete was within +/- 10 percent of the estimate.	\$2,242	\$2,140	-4.55%
		Completion 3/21/2013	Reason(s):		PE: \$169 CE Inc: \$123 CN: \$1,797 RW Inc: \$0 RW: \$153 Utilities: \$0 NonContract: \$0 Other: \$0 Budget Transfer: \$0	\$62 \$205 \$1,782 \$11 \$0 \$77 \$4 \$0 \$0	\$ Difference -\$102
Perry	51	050803B	2/2011	Bridge improvements over Bois Bruile Creek. Project involves bridge G0823. Funded by GARVEE. Part of the Safe and Sound program. * The cost estimate deviated from the actual cost due to competition among contractors, changes made to project during construction and lower than expected design costs.	\$93	\$64	-31.18%
		Completion 6/6/2013	Reason(s):		PE: \$5 CE Inc: \$6 CN: \$82 RW Inc: \$0 RW: \$0 Utilities: \$0 NonContract: \$0 Other: \$0 Budget Transfer: \$0	\$0 \$10 \$54 \$0 \$0 \$0 \$0 \$0 \$0	\$ Difference -\$29

Program Estimates Compared to Costs of Projects Completed SFY 2013
RSMo.21.795.2(5,6)

(Dollars in Thousands)

County	Route	Job Number	SFY Award Date	Description of Improvement / Location	Estimate	Cost to Complete	Percent Difference
Perry	55	012176	6/2011	Pavement improvements from Perryville to Benton.	\$18,146 PE: \$52 CE Inc: \$1,162 CN: \$16,932 RW Inc: \$0 RW: \$0 Utilities: \$0 NonContract: \$0 Other: \$0 Budget Transfer: \$0	\$16,827 \$57 \$783 \$15,987 \$0 \$0 \$0 \$0 \$0 \$0 \$0	-7.27% \$ Difference -\$1319
		Completion 4/5/2013	Reason(s):	* The project cost to complete was within +/- 10 percent of the estimate.			CN Award Cost + Cont. \$16,073
Perry	55	012200	1/2010	Pavement improvements from Rte. 61 interchange in Cape Girardeau County to Rte. B interchange in Perry County. (Alternate Pavement Treatment Project)	\$16,899 PE: \$50 CE Inc: \$1,082 CN: \$15,767 RW Inc: \$0 RW: \$0 Utilities: \$0 NonContract: \$0 Other: \$0 Budget Transfer: \$0	\$15,851 \$0 \$630 \$15,221 \$0 \$0 \$0 \$0 \$0 \$0	-6.20% \$ Difference -\$1048
		Completion 2/7/2013	Reason(s):	* The project cost to complete was within +/- 10 percent of the estimate.			CN Award Cost + Cont. \$14,014
Perry	T	052230	2/2012	Bridge improvements over Saline Creek. Project involves bridge S0733.	\$1,122 PE: \$83 CE Inc: \$67 CN: \$970 RW Inc: \$0 RW: \$2 Utilities: \$0 NonContract: \$0 Other: \$0 Budget Transfer: \$0	\$1,290 \$99 \$179 \$968 \$0 \$44 \$0 \$0 \$0 \$0	14.97% \$ Difference \$168
		Completion 6/19/2013	Reason(s):	* The cost estimate deviated from the actual cost due to higher than expected inspection and right of way costs.			CN Award Cost + Cont. \$975

Program Estimates Compared to Costs of Projects Completed SFY 2013
RSMo.21.795.2(5,6)

(Dollars in Thousands)

County	Route	Job Number	SFY Award Date	Description of Improvement / Location	Estimate	Cost to Complete	Percent Difference
Reynolds	21	9P2147	3/2011	Pavement improvements and safety improvements from Rte. 21 north to Rte. 60. * The cost estimate deviated from the actual cost due to changing conditions after the estimate was established, recent changes in market prices for project components and lower than expected inspection costs.	\$2,333 PE: \$110 CE Inc: \$139 CN: \$2,024 RW Inc: \$0 RW: \$60 Utilities: \$0 NonContract: \$0 Other: \$0 Budget Transfer: \$0	\$1,911 \$116 \$27 \$1,712 \$13 \$29 \$13 \$0 \$0 \$0	-18.09% \$ Difference -\$422
		Completion 2/21/2013	\$263 PE: \$5 CE Inc: \$17 CN: \$241 RW Inc: \$0 RW: \$0 Utilities: \$0 NonContract: \$0 Other: \$0 Budget Transfer: \$0		\$213 \$0 \$3 \$210 \$0 \$0 \$0 \$0 \$0 \$0 \$0	-19.01% \$ Difference -\$50	
					CN Award Cost + Cont. \$1,598		
Reynolds	D	9L1205K	4/2012	Pavement improvements from Rte. 21 to Bus. Rte. 60. * The cost estimate deviated from the actual cost due to changing conditions after the estimate was established, recent changes in market prices for project components, lower than expected engineering costs and changes made to project during construction.	\$151 PE: \$0 CE Inc: \$0 CN: \$0 RW Inc: \$0 RW: \$0 Utilities: \$0 NonContract: \$151 Other: \$0 Budget Transfer: \$0	\$144 \$0 \$0 \$0 \$0 \$0 \$0 \$0 \$0 \$0 \$0 \$144	-4.64% \$ Difference -\$7
		Completion 3/7/2013			CN Award Cost + Cont. \$218		
Scott	61	0P2170Z	0/0	Payback from the Cost Share program to the city of Sikeston/Scott County for the acceleration of 0P2170. * The project cost to complete was within +/- 10 percent of the estimate.	\$151 PE: \$0 CE Inc: \$0 CN: \$0 RW Inc: \$0 RW: \$0 Utilities: \$0 NonContract: \$151 Other: \$0 Budget Transfer: \$0	\$144 \$0 \$0 \$0 \$0 \$0 \$0 \$0 \$0 \$0 \$0 \$144	-4.64% \$ Difference -\$7

Program Estimates Compared to Costs of Projects Completed SFY 2013
RSMo.21.795.2(5,6)

(Dollars in Thousands)

County	Route	Job Number	SFY Award Date	Description of Improvement / Location	Estimate	Cost to Complete	Percent Difference
Scott	A	052257	12/2011	Pavement improvements from Rte. 77 to Rte. 61.	\$501 PE: \$10 CE Inc: \$32 CN: \$459 RW Inc: \$0 RW: \$0 Utilities: \$0 NonContract: \$0 Other: \$0 Budget Transfer: \$0	\$562 \$0 \$28 \$534 \$0 \$0 \$0 \$0	12.18% \$ Difference \$61
		Completion 12/19/2012	Reason(s):	* The cost estimate deviated from the actual cost due to changes made to project during construction and changing conditions after the estimate was established.			CN Award Cost + Cont. \$494
Scott	BB	052252	12/2011	Pavement improvements from Rte. ZZ to Rte. 114.	\$231 PE: \$10 CE Inc: \$14 CN: \$207 RW Inc: \$0 RW: \$0 Utilities: \$0 NonContract: \$0 Other: \$0 Budget Transfer: \$0	\$204 \$0 \$8 \$196 \$0 \$0 \$0 \$0	-11.69% \$ Difference -\$27
		Completion 12/19/2012	Reason(s):	* The cost estimate deviated from the actual cost due to lower than expected engineering costs and competition among contractors.			CN Award Cost + Cont. \$197
Scott	M	9L1205F	3/2012	Pavement improvements from Rte. A to Rte. 61.	\$164 PE: \$3 CE Inc: \$10 CN: \$151 RW Inc: \$0 RW: \$0 Utilities: \$0 NonContract: \$0 Other: \$0 Budget Transfer: \$0	\$168 \$0 \$4 \$164 \$0 \$0 \$0 \$0	2.44% \$ Difference \$4
		Completion 11/6/2012	Reason(s):	* The project cost to complete was within +/- 10 percent of the estimate.			CN Award Cost + Cont. \$167

Program Estimates Compared to Costs of Projects Completed SFY 2013
RSMo.21.795.2(5,6)

(Dollars in Thousands)

County	Route	Job Number	SFY Award Date	Description of Improvement / Location	Estimate	Cost to Complete	Percent Difference
Scott	U	052253	12/2011	Pavement improvements from Rte. 61 to Rte. H.	\$322	\$270	-16.15%
		Completion 12/19/2012	Reason(s):	* The cost estimate deviated from the actual cost due to competition among contractors and lower than expected engineering costs.	PE: \$22 CE Inc: \$19 CN: \$281 RW Inc: \$0 RW: \$0 Utilities: \$0 NonContract: \$0 Other: \$0 Budget Transfer: \$0	\$0 \$12 \$258 \$0 \$0 \$0 \$0 \$0 \$0	\$ Difference -\$52 CN Award Cost + Cont. \$249
Scott	Z	052259	12/2011	Pavement improvements from Rte. 61 to Rte. 114.	\$742	\$686	-7.55%
		Completion 12/19/2012	Reason(s):	* The project cost to complete was within +/- 10 percent of the estimate.	PE: \$10 CE Inc: \$47 CN: \$685 RW Inc: \$0 RW: \$0 Utilities: \$0 NonContract: \$0 Other: \$0 Budget Transfer: \$0	\$0 \$38 \$648 \$0 \$0 \$0 \$0 \$0 \$0	\$ Difference -\$56 CN Award Cost + Cont. \$644
Scott	ZZ	052251	12/2011	Pavement improvements from Rte. Z to Rte. 61.	\$254	\$234	-7.87%
		Completion 12/19/2012	Reason(s):	* The project cost to complete was within +/- 10 percent of the estimate.	PE: \$10 CE Inc: \$16 CN: \$228 RW Inc: \$0 RW: \$0 Utilities: \$0 NonContract: \$0 Other: \$0 Budget Transfer: \$0	\$0 \$10 \$223 \$0 \$0 \$0 \$0 \$0 \$0	\$ Difference -\$20 CN Award Cost + Cont. \$226

Program Estimates Compared to Costs of Projects Completed SFY 2013
RSMo.21.795.2(5,6)

(Dollars in Thousands)

County	Route	Job Number	SFY Award Date	Description of Improvement / Location	Estimate	Cost to Complete	Percent Difference
Shannon	60	9P0596	2/2010	Partial resurfacing and construct paved shoulders from Rte. M in Shannon County to Rte. C in Carter County.	\$6,151	\$5,359	-12.88%
					PE: \$111	\$37	\$ Difference -\$792
					CE Inc: \$321	\$190	
St. Francois	32	050010C	2/2010	Rehabilitate the existing pavement on Rte. 32 (Karsh Blvd.) from Rte. OO to Rte. 67 in the City of Farmington. *Economic Recovery Project*	\$1,457	\$1,083	-25.67%
					PE: \$11	\$0	\$ Difference -\$374
					CE Inc: \$93	\$101	
					CN: \$1,353	\$981	
					RW Inc: \$0	\$0	
					RW: \$0	\$0	CN Award Cost + Cont. \$1,079
					Utilities: \$0	\$0	
NonContract: \$0	\$0						
Other: \$0	\$0						
Budget Transfer: \$0	\$0						
St. Francois	67	052185	4/2010	Construct east outer road from Northwood Drive in Bonne Terre to Hedgeapple Road. Remove median crossing and at-grade access at Hedgeapple Road to improve safety.	\$1,617	\$1,113	-31.17%
					PE: \$84	\$37	\$ Difference -\$504
					CE Inc: \$85	\$112	
St. Francois	67	052185	4/2010	Construct east outer road from Northwood Drive in Bonne Terre to Hedgeapple Road. Remove median crossing and at-grade access at Hedgeapple Road to improve safety.	\$1,241	\$869	
					CN: \$1,241	\$10	CN Award Cost + Cont. \$968
					RW Inc: \$17	\$78	
					RW: \$128	\$0	
					Utilities: \$62	\$7	
					NonContract: \$0	\$0	
					Other: \$0	\$0	
Budget Transfer: \$0	\$0						

**Program Estimates Compared to Costs of Projects Completed SFY 2013
RSMo.21.795.2(5,6)**

(Dollars in Thousands)

County	Route	Job Number	SFY Award Date	Description of Improvement / Location	Estimate	Cost to Complete	Percent Difference
St. Francois	T	9L1205G	3/2012	Pavement improvements from Rte. 00 to the Perry County line.	<p>\$255</p> <p>PE: \$5 CE Inc: \$16 CN: \$234 RW Inc: \$0 RW: \$0 Utilities: \$0 NonContract: \$0 Other: \$0 Budget Transfer: \$0</p>	<p>\$198</p> <p>\$0 \$4 \$194 \$0 \$0 \$0 \$0 \$0 \$0 \$0</p> <p>-22.35% \$ Difference -\$57</p> <p>CN Award Cost + Cont. \$194</p>	
Ste. Genevieve	55	2I2162S Completion 11/20/2012	4/2010	On-call preventive maintenance and pavement repair (concrete only) from Rte. 32 in Ste. Genevieve County to Rte. 60 in Scott County, also all of I-57 in Mississippi County.	<p>\$316</p> <p>PE: \$0 CE Inc: \$21 CN: \$295 RW Inc: \$0 RW: \$0 Utilities: \$0 NonContract: \$0 Other: \$0 Budget Transfer: \$0</p>	<p>\$838</p> <p>\$0 \$10 \$827 \$0 \$0 \$0 \$0 \$0 \$0</p> <p>165.19% \$ Difference \$522</p> <p>CN Award Cost + Cont. \$295</p>	
Ste. Genevieve	B	0S2198 Completion 2/7/2013	1/2010	Bridge replacement, asphalt overlay, widening, and shoulders from Rte. 32 to Coffman. *Economic Recovery Project*	<p>\$4,285</p> <p>PE: \$10 CE Inc: \$265 CN: \$4,000 RW Inc: \$10 RW: \$0 Utilities: \$0 NonContract: \$0 Other: \$0 Budget Transfer: \$0</p>	<p>\$5,437</p> <p>\$316 \$408 \$4,703 \$2 \$0 \$8 \$0 \$0</p> <p>26.88% \$ Difference \$1152</p> <p>CN Award Cost + Cont. \$4,726</p>	

Program Estimates Compared to Costs of Projects Completed SFY 2013
RSMo.21.795.2(5,6)

(Dollars in Thousands)

County	Route	Job Number	SFY Award Date	Description of Improvement / Location	Estimate	Cost to Complete	Percent Difference
Stoddard	51	953015	10/2012	Bridge improvements at Drainage Ditch #5. Project involves bridge H0142. \$51,063 US Fish and Wildlife Service and \$16,000 from Operating budget.	\$77 PE: \$5 CE Inc: \$5 CN: \$67 RW Inc: \$0 RW: \$0 Utilities: \$0 NonContract: \$0 Other: \$0 Budget Transfer: \$0	\$97 \$0 \$18 \$79 \$0 \$0 \$0 \$0 \$0	25.97% \$ Difference \$20
		Completion 3/7/2013	Reason(s):	* The cost estimate deviated from the actual cost due to higher than expected inspection costs, additional requirements after estimates were established and changes made to project during construction.			CN Award Cost + Cont. \$76
Stoddard	60	0B0801L	2/2012	Bridge improvements westbound over Union Pacific railroad. Project involves bridge A0030. Funded by GARVEE. Part of the Safe and Sound program.	\$818 PE: \$36 CE Inc: \$46 CN: \$736 RW Inc: \$0 RW: \$0 Utilities: \$0 NonContract: \$0 Other: \$0 Budget Transfer: \$0	\$910 \$0 \$64 \$846 \$0 \$0 \$0 \$0 \$0	11.25% \$ Difference \$92
		Completion 3/7/2013	Reason(s):	* The cost estimate deviated from the actual cost due to additional requirements after estimates were established.			CN Award Cost + Cont. \$852
Stoddard	Y	050963Z	0/0	Payback from the Cost Share program to Stoddard County for the acceleration of 050963.	\$890 PE: \$0 CE Inc: \$0 CN: \$890 RW Inc: \$0 RW: \$0 Utilities: \$0 NonContract: \$0 Other: \$0 Budget Transfer: \$0	\$320 \$0 \$0 \$0 \$0 \$0 \$0 \$0 \$0	-64.04% \$ Difference -\$570
		Completion 9/26/2012	Reason(s):	* The cost estimate deviated from the actual cost due to changing conditions after the estimate was established			CN Award Cost + Cont. \$0

Program Estimates Compared to Costs of Projects Completed SFY 2013
RSMo.21.795.2(5,6)

(Dollars in Thousands)

County	Route	Job Number	SFY Award Date	Description of Improvement / Location	Estimate	Cost to Complete	Percent Difference
Texas	17	9L1205B	2/2012	Pavement improvements from Rte. U in Laclede County to Rte. 38.	\$601 PE: \$11 CE Inc: \$39 CN: \$551 RW Inc: \$0 RW: \$0 Utilities: \$0 NonContract: \$0 Other: \$0 Budget Transfer: \$0	\$452 \$0 \$12 \$440 \$0 \$0 \$0 \$0 \$0 \$0 \$0	-24.79% \$ Difference -\$149 CN Award Cost + Cont. \$464
Texas	60	950010C	1/2010	Resurfacing from Route 181 to Route 60 in Cabool. *Economic Recovery Project*	\$162 PE: \$4 CE Inc: \$10 CN: \$148 RW Inc: \$0 RW: \$0 Utilities: \$0 NonContract: \$0 Other: \$0 Budget Transfer: \$0	\$150 \$0 \$2 \$148 \$0 \$0 \$0 \$0 \$0 \$0 \$0	-7.41% \$ Difference -\$12 CN Award Cost + Cont. \$150
Various	55	012224	12/2011	Striping in the Southeast District.	\$393 PE: \$11 CE Inc: \$25 CN: \$357 RW Inc: \$0 RW: \$0 Utilities: \$0 NonContract: \$0 Other: \$0 Budget Transfer: \$0	\$389 \$0 \$27 \$362 \$0 \$0 \$0 \$0 \$0 \$0 \$0	-1.02% \$ Difference -\$4 CN Award Cost + Cont. \$405
				* The cost estimate deviated from the actual cost due to changing conditions after the estimate was established, recent changes in market prices for project components, lower than expected engineering costs and changes made to project during construction.			
				* The project cost to complete was within +/- 10 percent of the estimate.			
				* The project cost to complete was within +/- 10 percent of the estimate.			

Note: Estimates include actual right of way spent for jobs without programmed right of way.

Program Estimates Compared to Costs of Projects Completed SFY 2013
RSMo.21.795.2(5,6)

(Dollars in Thousands)

County	Route	Job Number	SFY Award Date	Description of Improvement / Location	Estimate	Cost to Complete	Percent Difference
Various	Various	0P0145 Completion 2/27/2013	7/2010 Reason(s):	Payment for 3M tape installation warranty. Southeast District share. Funding from operations funds. * The project cost to complete was within +/- 10 percent of the estimate.	\$240	\$242	0.83%
					PE: \$0	\$0	\$ Difference \$2
					CE Inc: \$0 CN: \$0 RW Inc: \$0 RW: \$0 Utilities: \$0 NonContract: \$240 Other: \$0 Budget Transfer: \$0	\$0 \$0 \$0 \$0 \$0 \$242 \$0 \$0	CN Award Cost + Cont. \$240
Various	Various	0P2145 Completion 4/19/2013	0/2007 Reason(s):	3M tape installation at various locations throughout the Southeast District. * The cost estimate deviated from the actual cost due to changes made to project during construction.	\$712	\$1,090	53.09%
					PE: \$0	\$0	\$ Difference \$378
					CE Inc: \$0 CN: \$628 RW Inc: \$0 RW: \$0 Utilities: \$0 NonContract: \$84 Other: \$0 Budget Transfer: \$0	\$0 \$0 \$1,071 \$0 \$0 \$0 \$0 \$0 \$0	CN Award Cost + Cont. \$628
Various	Various	0P2148 Completion 5/6/2013	0/0 Reason(s):	Purchase of sign posts, aggregate, and asphalt for the SAFETEA-LU High Risk Rural Road Program for safety improvements at various locations throughout the state. * The cost estimate deviated from the actual cost due to additional requirements after estimates were established.	\$1,784	\$2,051	14.97%
					PE: \$5	\$5	\$ Difference \$267
					CE Inc: \$0 CN: \$0 RW Inc: \$0 RW: \$0 Utilities: \$0 NonContract: \$1,779 Other: \$0 Budget Transfer: \$0	\$0 \$0 \$0 \$0 \$0 \$2,046 \$0 \$0	CN Award Cost + Cont. \$0

Program Estimates Compared to Costs of Projects Completed SFY 2013
RSMo.21.795.2(5,6)

(Dollars in Thousands)

County	Route	Job Number	SFY Award Date	Description of Improvement / Location	Estimate	Cost to Complete	Percent Difference	
Various	Various	0P2292 Completion 12/28/2012	0/0 Reason(s):	On-call work zone enforcement at various locations in the Southeast District. * The cost estimate deviated from the actual cost due to this being an on-call work zone enforcement project. The need for enforcement was not as high as estimated.	\$25	\$0	-100.00%	
					PE:	\$0	\$0	\$ Difference
					CE Inc:	\$0	\$0	-\$25
					CN:	\$0	\$0	
					RW Inc:	\$0	\$0	
					RW:	\$0	\$0	CN Award
					Utilities:	\$0	\$0	Cost + Cont. \$0
					NonContract:	\$25	\$0	
					Other:		\$0	
					Budget Transfer:		\$0	
Various	Various	8P2191 Completion 6/12/2013	4/2009 Reason(s):	SFY 2009 on-call asphalt pavement repair on major routes throughout the Southeast District. * The cost estimate deviated from the actual cost due to this being an on-call repair project. The need for repairs was not as high as estimated.	\$83	\$35	-57.83%	
					PE:	\$1	\$1	\$ Difference
					CE Inc:	\$5	\$0	-\$48
					CN:	\$77	\$34	
					RW Inc:	\$0	\$0	CN Award
					RW:	\$0	\$0	Cost + Cont.
					Utilities:	\$0	\$0	\$77
					NonContract:	\$0	\$0	
					Other:		\$0	
					Budget Transfer:		\$0	
Various	Various	9P2145 Completion 4/19/2013	0/2007 Reason(s):	3M tape installation at various locations throughout the Southeast District. * The cost estimate deviated from the actual cost due to changes made to project during construction.	\$220	\$1,137	416.82%	
					PE:	\$0	\$0	\$ Difference
					CE Inc:	\$0	\$15	\$917
					CN:	\$156	\$1,122	
					RW Inc:	\$0	\$0	CN Award
					RW:	\$0	\$0	Cost + Cont.
					Utilities:	\$0	\$0	\$156
					NonContract:	\$64	\$0	
					Other:		\$0	
					Budget Transfer:		\$0	

Program Estimates Compared to Costs of Projects Completed SFY 2013
RSMo.21.795.2(5,6)

(Dollars in Thousands)

County	Route	Job Number	SFY Award Date	Description of Improvement / Location	Estimate	Cost to Complete	Percent Difference
Various	Various	9P2160	9/2010	On-call guard cable and guardrail repair in the Southeast District.	\$584	\$6	-98.97%
					PE: \$11 CE Inc: \$37 CN: \$536 RW Inc: \$0 RW: \$0 Utilities: \$0 NonContract: \$0 Other: \$0 Budget Transfer: \$0	\$0 \$6 \$0 \$0 \$0 \$0 \$0 \$0	\$ Difference -\$578
Wayne	67	0P0931	3/2008	Construct additional lanes (involves grading, paving, and bridges) to provide divided pavement 0.1 mile north of Frazier Creek to 1.6 miles south of Rte. F. Result of tax initiative. USACE cost participation.	\$45,972	\$42,844	-6.80%
					PE: \$1,163 CE Inc: \$2,734 CN: \$39,845 RW Inc: \$39 RW: \$1,599 Utilities: \$592 NonContract: \$0 Other: \$0 Budget Transfer: \$0	\$1,621 \$2,158 \$35,667 \$170 \$2,372 \$693 \$5 \$157 \$0	\$ Difference -\$3128
Wayne	67	0P0931H	4/2010	Grading, paving and construct bridge south of Silva from County Rd. 219 to County Rd. 220.	\$654	\$882	34.86%
					PE: \$10 CE Inc: \$41 CN: \$603 RW Inc: \$0 RW: \$0 Utilities: \$0 NonContract: \$0 Other: \$0 Budget Transfer: \$0	\$60 \$82 \$741 \$0 \$0 \$0 \$0 \$0 \$0	\$ Difference \$228
Wayne	67	0P0931H	4/2010	* The cost estimate deviated from the actual cost due to changes made to project during construction, higher than expected engineering costs and changing conditions after the estimate was established.	\$654	\$882	34.86%
					PE: \$10 CE Inc: \$41 CN: \$603 RW Inc: \$0 RW: \$0 Utilities: \$0 NonContract: \$0 Other: \$0 Budget Transfer: \$0	\$60 \$82 \$741 \$0 \$0 \$0 \$0 \$0 \$0	\$ Difference \$228

**Program Estimates Compared to Costs of Projects Completed SFY 2013
RSMo.21.795.2(5,6)**

(Dollars in Thousands)

County	Route	Job Number	SFY Award Date	Description of Improvement / Location	Estimate	Cost to Complete	Percent Difference
Wayne	67	9P3000	12/2011	Repair slides in various locations from Frazier Creek in Wayne County to Rte. O in Butler County.	\$2,241 PE: \$41 CE Inc: \$141 CN: \$2,059 RW Inc: \$0 RW: \$0 Utilities: \$0 NonContract: \$0 Other: \$0 Budget Transfer: \$0	\$1,947 \$21 \$127 \$1,800 \$0 \$0 \$0 \$0 \$0 \$0	-13.12% \$ Difference -\$294
		Completion 3/7/2013	Reason(s):	* The cost estimate deviated from the actual cost due to changing conditions after the estimate was established.	CN Award Cost + Cont. \$1,486		
Wright	38	8S2010B	1/2010	Thin lift overlay from Hartville to Rte. 95. (ARRA providing \$653 thousand). *Economic Recovery Project*	\$699 PE: \$1 CE Inc: \$45 CN: \$653 RW Inc: \$0 RW: \$0 Utilities: \$0 NonContract: \$0 Other: \$0 Budget Transfer: \$0	\$676 \$0 \$67 \$609 \$0 \$0 \$0 \$0 \$0 \$0	-3.29% \$ Difference -\$23
		Completion 3/21/2013	Reason(s):	* The project cost to complete was within +/- 10 percent of the estimate.	CN Award Cost + Cont. \$581		
Wright	95	8P2306	6/2011	Pavement improvements from Rte. 38 to 0.1 mile north of Rte. N. \$541,000 from High Risk Rural Roads.	\$727 PE: \$9 CE Inc: \$46 CN: \$672 RW Inc: \$0 RW: \$0 Utilities: \$0 NonContract: \$0 Other: \$0 Budget Transfer: \$0	\$1,123 \$15 \$51 \$1,056 \$0 \$0 \$0 \$0 \$0 \$0	54.47% \$ Difference \$396
		Completion 2/21/2013	Reason(s):	* The cost estimate deviated from the actual cost due to additional requirements after estimates were established.	CN Award Cost + Cont. \$1,108		

Program Estimates Compared to Costs of Projects Completed SFY 2013
RSMo.21.795.2(5,6)

(Dollars in Thousands)

County	Route	Job Number	SFY Award Date	Description of Improvement / Location	Estimate	Cost to Complete	Percent Difference
Wright	F	9L1205C	2/2012	Pavement improvements from Rte. V to Rte. EE.	\$217	\$147	-32.26%
					PE: \$4	\$0	\$ Difference
					CE Inc: \$26	\$5	-\$70
					CN: \$187	\$142	
					RW Inc: \$0	\$0	CN Award
					RW: \$0	\$0	Cost + Cont.
					Utilities: \$0	\$0	\$147
					NonContract: \$0	\$0	
					Other: \$0	\$0	
					Budget Transfer: \$0	\$0	
				* The cost estimate deviated from the actual cost due to changing conditions after the estimate was established, recent changes in market prices for project components and lower than expected engineering costs.			

Program Estimates Compared to Costs of Projects Completed SFY 2013

RSMo.21.795.2(5,6)

(Dollars in Thousands)

	Estimate	Cost to Complete	Percent Difference
Total for Projects Completed in SFY 2013 :	\$1,302,731	\$1,136,675	-12.75%
			\$ Difference
			-\$166,056

Total Number Completed Projects: 601

Estimate: The sum of preliminary engineering, construction estimate, construction engineering, construction contingencies, right of way incidentals, right of way acquired, utilities and noncontractual costs. This is from the EST_TOT field in the TMS_STIP_ALLJOBS_CURR database view.

Cost to Complete: The ACTUAL cost spent on a project consisting of the construction, construction engineering, preliminary engineering (internal and external), right of way incidentals, utilities and noncontractuals. This is from the TOTAL field in the TMS_PRJ_ACTL_COST_TOT database view.

CN Award Cost: This is the construction award cost (contractor's bid) that was approved by the Commission plus the programmed construction contingency.

PE: Preliminary Engineering (PRE_ENG)

CN Inc: Construction Estimated Incidentals: [TMS_STIP_ALLJOBS_CURR].[CN_ENG]: RW Inc: Right of Way Incidentals: [TMS_STIP_ALLJOBS_CURR].[RW_INC]

RW: Right of way acquisition (RW_ACQ)

CN: Estimated Const ([TMS_STIP_ALLJOBS_CURR].[CN_EST])+nz([TMS_STIP_ALLJOBS_CURR].[CN_CONTIG])

Utilities: =If([SFY]>2002,[TMS_STIP_ALLJOBS_CURR].[UTILITIES],0)

NonContractuals: =If([SFY]>2002,[TMS_STIP_ALLJOBS_CURR].[Noncontract],0)

Note: This total has been reconciled to the financial statements prepared in conformity with accounting principles generally accepted in the United States of America. These financial statements have been audited by BKD.

Program Estimates Compared to Costs of Projects Completed in SFY 2013
RSMo 21.795.25(6)

AVIATION									
County	Airport	Project No.	Award Year	Project Description	STIP Estimate	Cost to Complete	Percentage Difference		
Camden	Camden	AIR 106-45B	2010	Design and install Automated Weather Observation System; land acquisition Reason: Received competitive bids	315,000	275,564	-13%		
Miller	Eldon	AIR 095-46A	2006	Design and construct taxiway and runway 18/36 extension	3,746,836	3,789,798	1%		
St. Francois	Farmington	AIR 095-61C	2009	Construct partial parallel taxiway and expand apron	1,947,218	1,943,903	0%		
Marion	Hannibal	AIR 106-49A	2010	Access Road	166,500	178,176	7%		
Dunklin	Hornersville	AIR 096-79D	2009	Airport Layout Plan Reason: \$9,000 difference. Small scope led to high percentage difference	45,000	54,000	20%		
Jackson	Lee's Summit	AIR 025-109A AIR 025-109A2 AIR 015-109A AIR 025-109A AIR 035-109A AIR 035-109A AIR 045-109A AIR 045-109A AIR 055-109A	2002	Extend, mark, light runway 18/36; design, land, grading, site prep, AWOS installation. Land acquisition is on-going and dependent on federal discretionary funding.	23,190,000	21,096,095	-9%		
Randolph	Moberly	10-034A-2	2010	Construct apron rehabilitation Reason: Received competitive bids	1,095,550	952,428	-13%		
Saint Louis	Saint Louis (Spirit)	AIR 086-113A	2008	Update Master Plan Reason: \$32,130 difference. Small scope led to high percentage difference	270,000	302,130	12%		
Saint Louis	Saint Louis (Spirit)	10-113A-3	2010	Wildlife Study	47,500	48,642	2%		
Saint Louis	Saint Louis (Spirit)	AIR 136-113A	2013	Land Acquisition	3,150,000	2,983,069	-5%		
Saint Louis	Saint Louis (Spirit)	10-113A-1	2010	Relocate localizer	575,000	473,817	-18%		

Program Estimates Compared to Costs of Projects Completed in SFY 2013
RSMo 21.795.25(6)

Statewide	Commercial Service	Various	2009	Air Service Promotion	2,000,000	2,000,000	0%
Atchison	Steele	AIR 106-81B	2010	Airport Layout Plan Reason: Reduced Scope	117,000	51,835	-56%
Taney	Taney County (M. Graham Clark)	AIR 096-101A	2009	Runway, Taxiway, and apron pavement maintenance	270,000	261,747	-3%
Johnson	UCM Max B Swisher Skyhaven (Warrensburg)	AIR 086-19A2	2008	Land Acquisition Reason: Received competitive bids	1,350,000	1,021,146	-24%
Pulaski	Waynesville (US Army)	10-057B-1	2010	General aviation terminal building	855,000	788,060	-8%
AVIATION TOTALS:					39,140,604	36,220,410	-7%

RAIL							
County	DOT#	URO Case No.	Award Year	Project Description	STIP Estimate	Cost to Complete	Percentage Difference
Buchanan	063 108H	10-60	2011	LED upgrade, new crossing surface Reason: Scope of work changed to include new signal bungalow & circuitry	50,000	87,103	74%
St Charles	068 775W	10-44A	2011	New lights and gates installation	200,000	204,920	2%
St Charles	068 788X	10-44	2011	New lights and gates installation Reason: Crossing improved at the same time as nearby crossing lowering costs	200,000	155,967	-22%
Marion	072 682J	10-74	2011	New lights and gates installation Reason: Crossing improved at the same time as nearby crossings lowering costs	200,000	114,464	-43%
Marion	072 683R	10-75	2011	New lights and gates installation Reason: Crossing improved at the same time as nearby crossings lowering costs	200,000	108,565	-46%
Ralls	072 700E	11-63	2012	New lights and gates installation Reason: Crossing improved at the same time as nearby crossings lowering costs		161,999	
Platte	079 383B	10-6	2011	Upgrade lights from incandescent to LEDs Reason: Project included contribution from City	50,000	7,658	-85%
Buchanan	095 211J	07-0168	2011	New lights and gates installation	700,000	657,655	-6%
Buchanan	095 214E	10-82	2011	Close crossing	7,500	7,860	5%
Jasper	434 841R	10-43	2012	New lights and gates installation Reason: Crossing improved at the same time as nearby crossing lowering costs	275,000	232,720	-15%
Jasper	435 217R	09-37	2011	New lights and gates installation Reason: Crossing improved at the same time as nearby crossing lowering costs	250,000	207,772	-17%

Program Estimates Compared to Costs of Projects Completed in SFY 2013
RSMo 21.795.25(6)

Johnson	442 005E	10-32	2011	Close crossing Reason: Able to accomplish crossing closure with a lower incentive payment	200,000	168,000	-16%
Johnson	442 034P	09-33(A)	2010	Upgrade lights from incandescent to LEDs Reason: Actual costs were lower.	50,000	1,107	-98%
Jackson	442 296W	11-15	2012	Close crossing	93,500	93,500	0%
Saline	442 430F	10-8	2011	New lights and gates installation Reason: Crossing improved at the same time as nearby crossing lowering costs	225,000	150,668	-33%
Saline	442 442A	10-9	2011	New lights and gates installation Reason: Crossing improved at the same time as nearby crossing lowering costs	250,000	155,311	-38%
Cooper	442 448R	10-45	2011	New lights and gates installation Reason: Actual costs were lower	200,000	158,955	-21%
Wayne	446 020V	07-0057	2010	New lights and gates installation Reason: Scope of work changed--crossing originally intended to be closed was upgraded	200,000	288,938	44%
Monroe	480 657B	11-6	2011	New lights and gates installation Reason:		148,161	
Monroe	480 658H	11-7	2011	New lights and gates installation Reason:		182,062	
St. Charles	483 499N	09-24	2010	New lights and gates installation	250,000	262,295	5%
St. Louis	596 264S	10-20	2011	New lights and gates installation Reason: Actual costs were lower.	200,000	152,420	-24%
	664 146C	10-67	2012	Upgrade lights to LEDs, install new cantilevers & recorder Reason: Scope of work changed to include installation of cantilevers	50,000	153,477	207%
	664 354D	10-40	2011	New lights and gates installation Reason: Actual costs were higher	200,000	257,957	29%
Franklin	664 366X	10-38	2011	New lights and gates installation Reason: Crossing improved at the same time as nearby crossing lowering costs	200,000	128,543	-36%
Franklin	664 373H	10-39	2011	New lights and gates installation Reason: Crossing improved at the same time as nearby crossing lowering costs	300,000	228,015	-24%
Franklin	664 386J	10-41	2011	New lights and gates installation Reason: Scope of work changed from LED upgrade to installation of lights & gates.	50,000	235,901	372%
Crawford	664 398D	11-04	2011	New lights and gates installation Reason: Crossing improved at the same time as nearby crossing lowering costs	200,000	148,491	-26%
New Madrid	665 571G	09-50	2010	New lights and gates installation Reason: Actual costs were higher	82,000	119,190	45%
Scott	665 636X	10-65	2011	New lights and gates installation Reason: Crossing improved at the same time as nearby crossing lowering costs	200,000	138,868	-31%

Program Estimates Compared to Costs of Projects Completed in SFY 2013
RSMo 21.795.25(6)

Scott	665 639T	10-64	2011	New lights and gates installation Reason: Crossing improved at the same time as nearby crossing lowering costs	200,000	195,406	-2%
Howell	667 829D	10-81	2011	LED lights, circuitry, crossing surfaces Reason: Scope of work changed from lights & gates to LEDs, circuitry & crossing surface	200,000	49,507	-75%
Greene	673 255E	10-34	2011	New lights and gates installation Reason: Crossing improved at the same time as nearby crossing lowering costs	250,000	166,604	-33%
Greene	673 265K	10-68	2011	New cantilevers, circuitry and upgrade lights from incandescent to LEDs Reason: Crossing improved at the same time as nearby crossing lowering costs	200,000	136,064	-32%
Barry	673 326Y	09-75	2011	New lights and gates installation Reason: Scope of work under this Admin Order was reduced	350,000	187,986	-46%
Barry	673 326Y	09-75A	2011	Topographic & hydrology survey Reason: Actual costs of survey were lower	20,000	15,597	-22%
Macon	844 036P	10-46	2011	Permanent Yield Sign Reason: Actual costs were lower.	1,500	738	-51%
Macon	844 037W	10-55	2011	New lights, gates and cantilevers installation Reason: Crossing improved at the same time as nearby crossing lowering costs	275,000	129,493	-53%
Macon	844 039K	10-56	2011	Upgrade lights from incandescent to LEDs Reason: Actual costs were lower.	50,000	7,155	-86%
Macon	844 040E	10-57	2011	New lights and gates installation Reason: Crossing improved at the same time as nearby crossing lowering costs	200,000	115,620	-42%
Macon	844 043A	10-48	2011	Permanent Stop Sign Reason: Actual costs were lower.	1,500	857	-43%
Macon	844 048J	10-50	2011	Permanent Yield Sign Reason: Actual costs were lower.	1,500	849	-43%
Macon	844 049R	10-51	2011	Permanent Yield Sign Reason: Actual costs were lower.	1,500	849	-43%
Randolph	861 085F	10-54	2011	Permanent Stop Sign Reason: Actual costs were lower.	1,500	783	-48%
Randolph	861 087U	10-53	2011	Permanent Yield Sign Reason: Actual costs were lower.	1,500	721	-52%
Macon	861 088B	10-58	2011	Upgrade lights from incandescent to LEDs Reason: Actual costs were lower.	50,000	19,846	-60%
Macon	861 093X	10-59	2011	Upgrade lights from incandescent to LEDs Reason: Actual costs were lower.	50,000	21,298	-57%
Macon	919 936S	10-49	2011	Permanent Stop Sign Reason: Actual costs were lower.	1,500	849	-43%
Macon	919 937Y	10-52	2011	Permanent Stop Sign Reason: Actual costs were lower.	1,500	958	-36%
RAIL TOTALS					\$6,940,000	\$6,169,722	-11%

Program Estimates Compared to Costs of Projects Completed in SFY 2013
RSMo 21.795.25(6)

TRANSIT - ARRA							
County	Transit Agency	Project / Purchase	Award Year	Project Description	STIP Estimate	Cost to Complete ()	Percentage Difference
Macon	OATS, Inc.	TM860001SOA1	2010	Construct transit administration and maintenance facility in Macon for OATS, Inc.	\$2,650,000.00	\$2,650,000.00	0%
Butler	SMITS, Inc.	TM86001SSM	2010	Construct transit administrative facility in Poplar Bluff for SMITS, Inc.	\$1,200,000.00	\$1,180,875.00	-2%
TRANSIT TOTALS					\$3,850,000.00	\$3,830,875.00	-2%

WATERWAYS							
County	Port Authority of	Project / Purchase	Award Year	Project Description	STIP Estimate	Cost to Complete ()	Percentage Difference
Jackson	Kansas City	WC113000011	2013	Rehabilitation of existing rail yard on Port Authority Property.	\$242,500	\$242,500	0%
WATERWAYS TOTALS					\$242,500	\$242,500	0%

AVIATION					\$39,140,604.00	\$36,220,410.00	-7%
RAIL					\$6,940,000.00	\$6,169,721.58	-11%
TRANSIT - ARRA					\$3,850,000.00	\$3,830,875.00	-2%
WATERWAYS					\$242,500.00	\$242,500.00	0%
DIVISION TOTALS					\$50,173,104.00	\$46,463,506.58	-7%

Recommendations for Statutory or Regulatory Changes
21.795. 2(7) RSMo

The information in this section is in accordance with the following section of the reporting statute. "Specific recommendations for any statutory or regulatory changes necessary for the efficient and effective operation of the department; ..." Section 21.795.2(7)

The MHTC and MoDOT have no recommendations for legislative changes for the 2014 session.

However, the commission and department stand ready to assist members of the Missouri General Assembly to promote transportation-related policies that benefit Missouri's traveling public.

Expenditures by Source of Funds by District **RSMo 21.795.2(8)**

The information in this section is in accordance with the following section of the reporting statute. *"(8) An accounting of the total amount of state, federal and earmarked federal highway funds expended in each district of the department of transportation; and..."*Section 21.795.2(8), RSMo Supp. 2009.

The Missouri Department of Transportation (MoDOT) is divided into seven districts that cover the state and work closely with local organizations to provide transportation improvements. The Central Office, located in Jefferson City, provides management of statewide issues as well as general guidance, support, and leadership. Districts handle the details of local expenditures and are held accountable for results. Cash expenditures of state and federal highway funds by the department totaled \$2.01 billion in fiscal year 2013. This does not include expenditures by other state agencies.

EXPENDITURES BY SOURCE OF FUNDS BY DISTRICT

The FY13 expenditures by source of funds by District was prepared from the department's cash expenditures.

**FISCAL YEAR 2013 EXPENDITURES BY SOURCE OF FUNDS BY DISTRICT
TOTAL AMOUNT OF STATE, FEDERAL AND EARMARKED FEDERAL
HIGHWAY FUNDS EXPENDED IN EACH DISTRICT**

RSMo. 21.795.2(8)

District	Total	State Funds	Federal Funds	*Earmarked Federal Funds
Northwest	\$ 120,685	\$ 39,885	\$ 80,800	\$ 7,015
Northeast	103,522	49,180	54,342	6,219
Kansas City	268,091	97,582	170,509	26,923
Central	168,673	89,759	78,914	9,233
St. Louis	460,831	188,904	271,927	78,995
Southwest	238,327	108,495	129,832	9,168
Southeast	213,585	100,347	113,238	9,083
Central Office**	439,602	425,928	13,674	8,406
Total	\$ 2,013,316	\$ 1,100,080	\$ 913,236	\$ 155,042

*These funds are allocated for local transportation programs and are included in federal funds.

**Funds expended by Central Office Divisions in support of, but not directly allocable to the Districts:

- System Delivery	44,676
- System Facilitation	65,188
- Organizational Support	11,935
- Escrow Refunds	2,707
- Retiree Medical State Share	13,230
- Bond and Accelerated Program Debt Service	<u>301,866</u>
Central Office Total	<u>\$ 439,602</u>

Design-Build Projects Progress in FY 2013

Introduction

The information in this section is in accordance with the following section of the reporting statute.

Information in this section provides the progress on design-build projects currently in progress. As per Sec. 227.107, RSMo, MoDOT was given the authority for three pilot projects using the design-build project delivery technique: The New I-64, kcICON, and the Safe & Sound Bridge Improvement Program.

Subsequently, the statute was amended to give MoDOT the opportunity to enter into design-build contracts on no more than two percent of the total number of all state highway system projects awarded to contracts for construction from projects listed in the commission's approved statewide transportation improvement project for that state fiscal year. Authority to enter into design-build projects granted by this section shall expire on July 1, 2018, unless extended by statute.

Design-build is a delivery method that includes hiring one contracting team to complete the design work and build the highway improvement under one contract. MoDOT provides the project goals, budget and schedule and the contractor team completes the work. This technique has been used by other departments of transportation around the country and has been known to significantly save time and provide cost savings.

The New I-64

This project – the largest, single highway construction project in MoDOT history – involved rebuilding 10 miles of Interstate 64 from west of Spoeede Road in St. Louis County to Kingshighway Boulevard in St. Louis City, including about one-half mile of I-170 as it approaches the I-170/I-64 interchange. The \$535 million project was completed on Dec. 7, 2009 – three weeks early and \$11 million under budget.

kcICON

The kcICON design-build project improved 4.7 miles of Interstate 29/35 in Kansas City from just north of Route 210 (Armour Road) to the northeast corner of the downtown Kansas City, MO. Freeway loop. The project included the replacement of the Paseo Bridge with a landmark Missouri River crossing – the new Christopher S. Bond Bridge. The project was completed in December 2010, on budget and six months ahead of schedule.

Safe & Sound Bridge Improvement Program

More than 800 of Missouri's worst bridges were repaired or replaced under the Safe & Sound Bridge Improvement Program, which was completed in November 2012 – under its \$685 million budget and 14 months ahead of schedule.

I-64 Daniel Boone Bridge over the Missouri River

In July 2012, the Missouri Highways and Transportation Commission selected the Walsh-Alberici joint venture team as the design-build contractor for the new I-64 Daniel Boone Bridge. The \$125 million project will build a new bridge to replace the 80-year old westbound bridge, and will also include removal of the 1935 existing westbound bridge, and build a new Chesterfield Airport Road interchange including connecting the North Outer Road to the westbound I-64 on ramp. The project will build a continuous westbound fourth lane from the Chesterfield Airport Road entrance ramp westbound to the Route 94 exit ramp. It will also add a shared use path on the new eastbound bridge connecting the KATY trail to the Monarch Levee Trail. Construction began in January 2013 with completion scheduled for December 2015.

Route 364 Upgrade – Phase 3

In February 2013, the Missouri Highways and Transportation Commission selected the Page Constructors joint venture team as the design-build contractor to complete the final phase of Route 364 (Page Avenue). The \$118 million project will extend Route 364 from the end of Page Phase 2 at Route 94 and Mid Rivers Mall Drive to I-64/US Route 40/61 at Route N. Construction began in May 2013 with completion scheduled for November 2014. The cost of the project is being shared by MoDOT, St. Charles County and local municipalities.

I-70 Bridges over Manchester Trafficway – Kansas City

In July 2013, The Missouri Highways and Transportation Commission selected the Clarkson Construction Company and HNTB team as the design-build contractor for the Manchester Bridge Project. MoDOT will replace the I-70 bridges over Manchester Trafficway, the Blue River and the adjacent rail yard. As part of the project, MoDOT will replace the historic through-tied arch Route 40 bridge over the Blue River just north of I-70. Construction on the \$65 million design-build project is expected to begin in early 2014.