

UNFUNDED NEEDS: PUBLIC MEETINGS

Northwest District



Missouri HIGH-PRIORITY UNFUNDED NEEDS

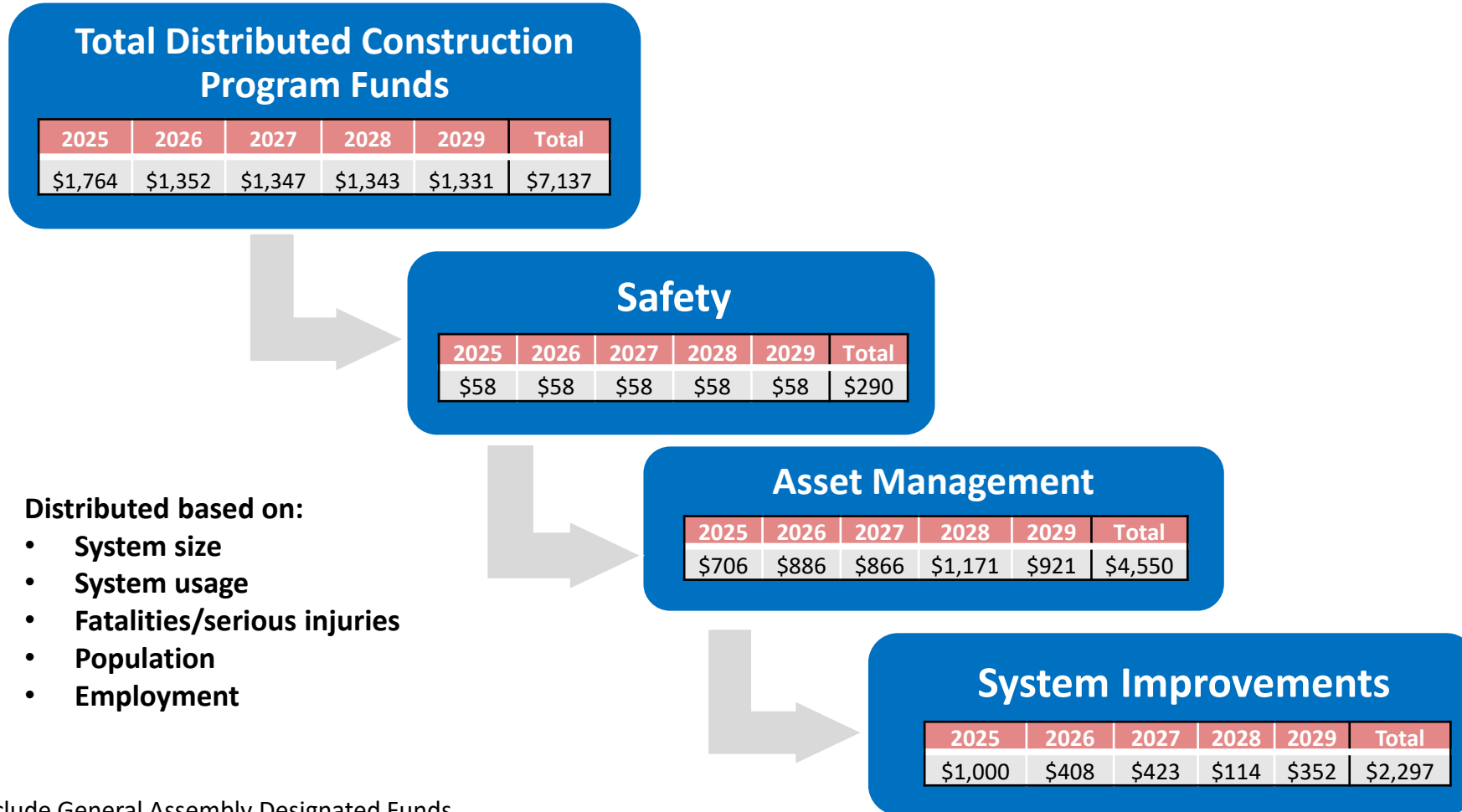


DRAFT
July 2024



FUNDING DISTRIBUTION

Fiscal Year 2025-2029 Amounts

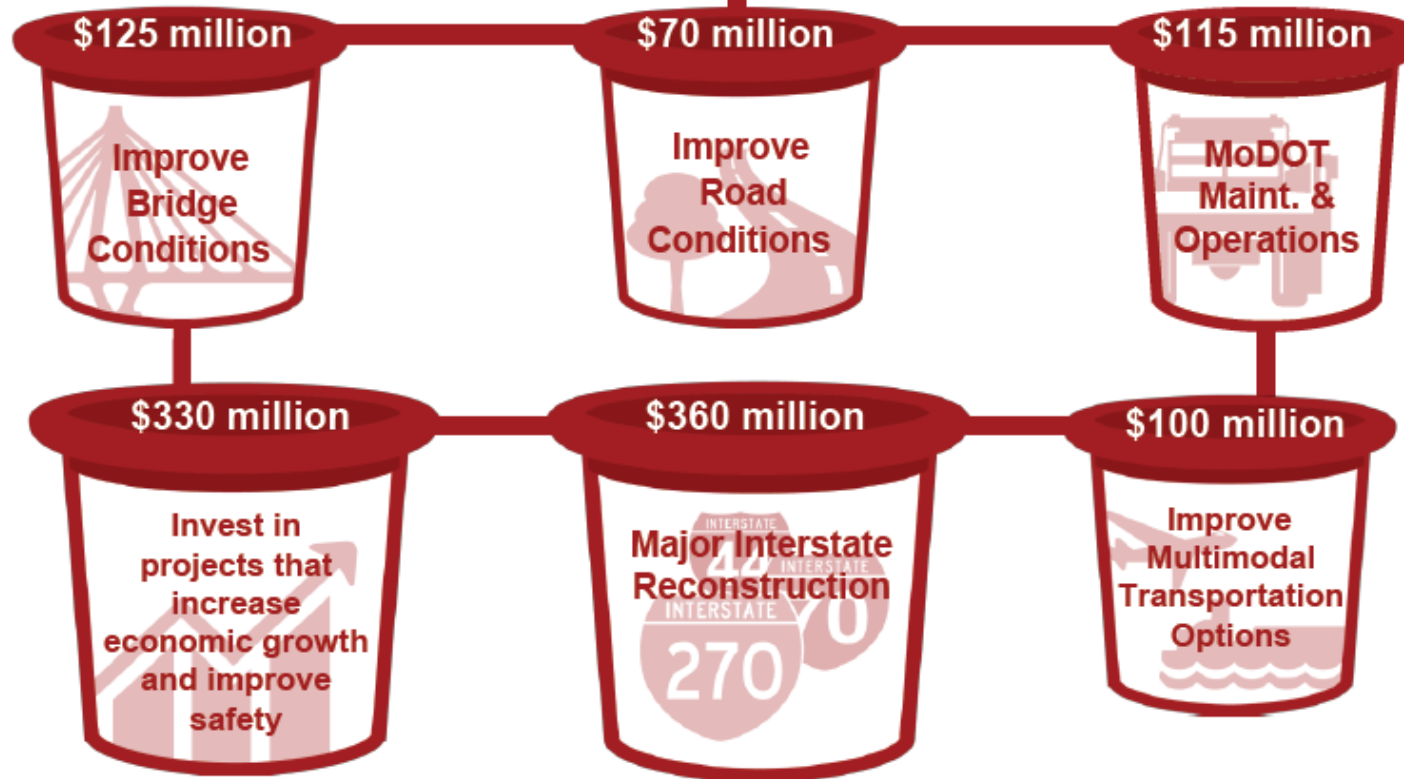


*Does not include General Assembly Designated Funds



HIGH-PRIORITY UNFUNDED ANNUAL TRANSPORTATION NEEDS

\$1.1 billion



THE NEEDS


THE OUTCOME

- \$4.4 billion of tiered road and bridge needs in new updated document
 - Three tiers
 - Tier one = could be accomplished in the current STIP horizon
- \$1 billion of multimodal needs



Missouri

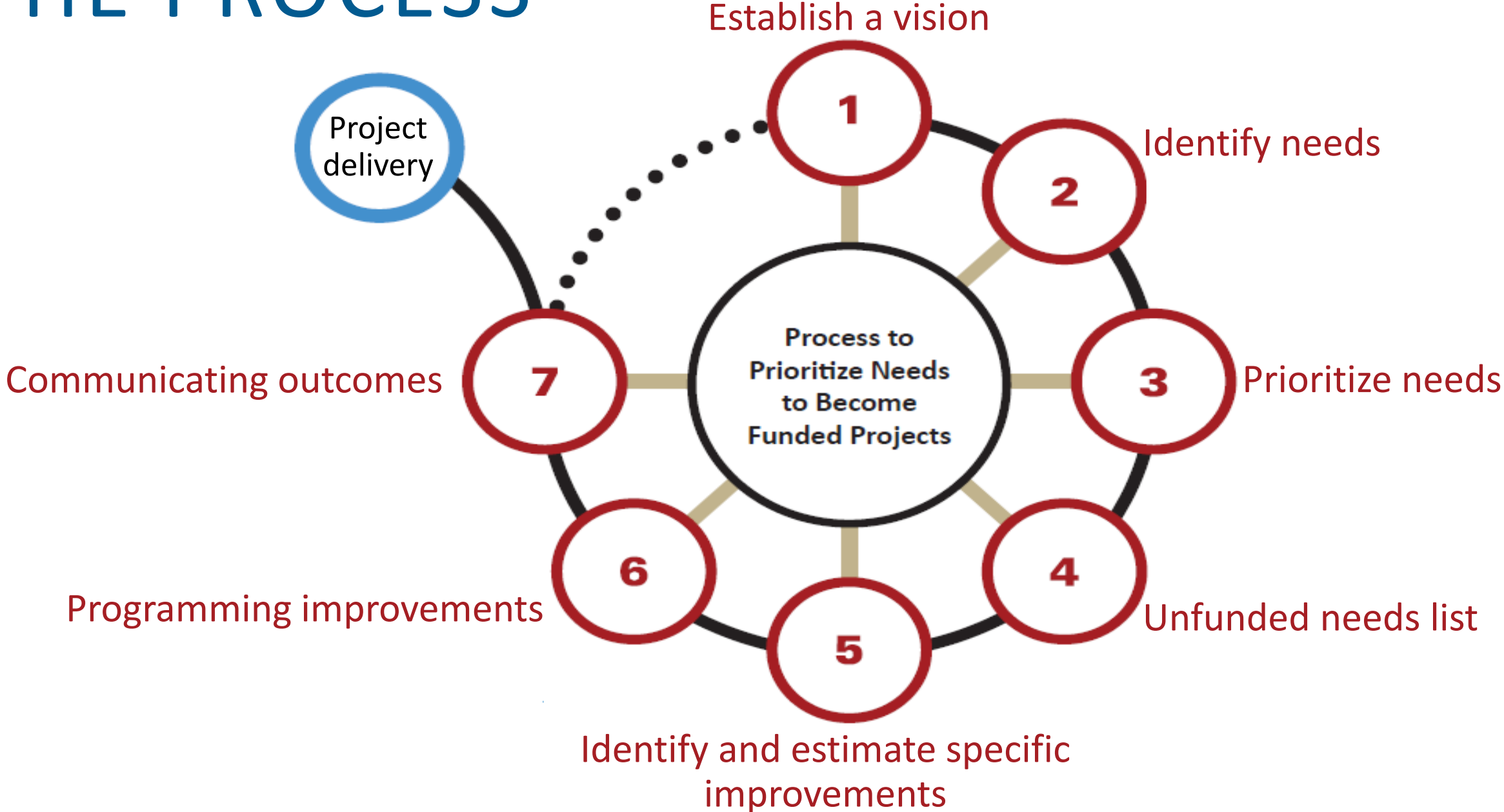
HIGH-PRIORITY UNFUNDED NEEDS



*DRAFT
July 2024*



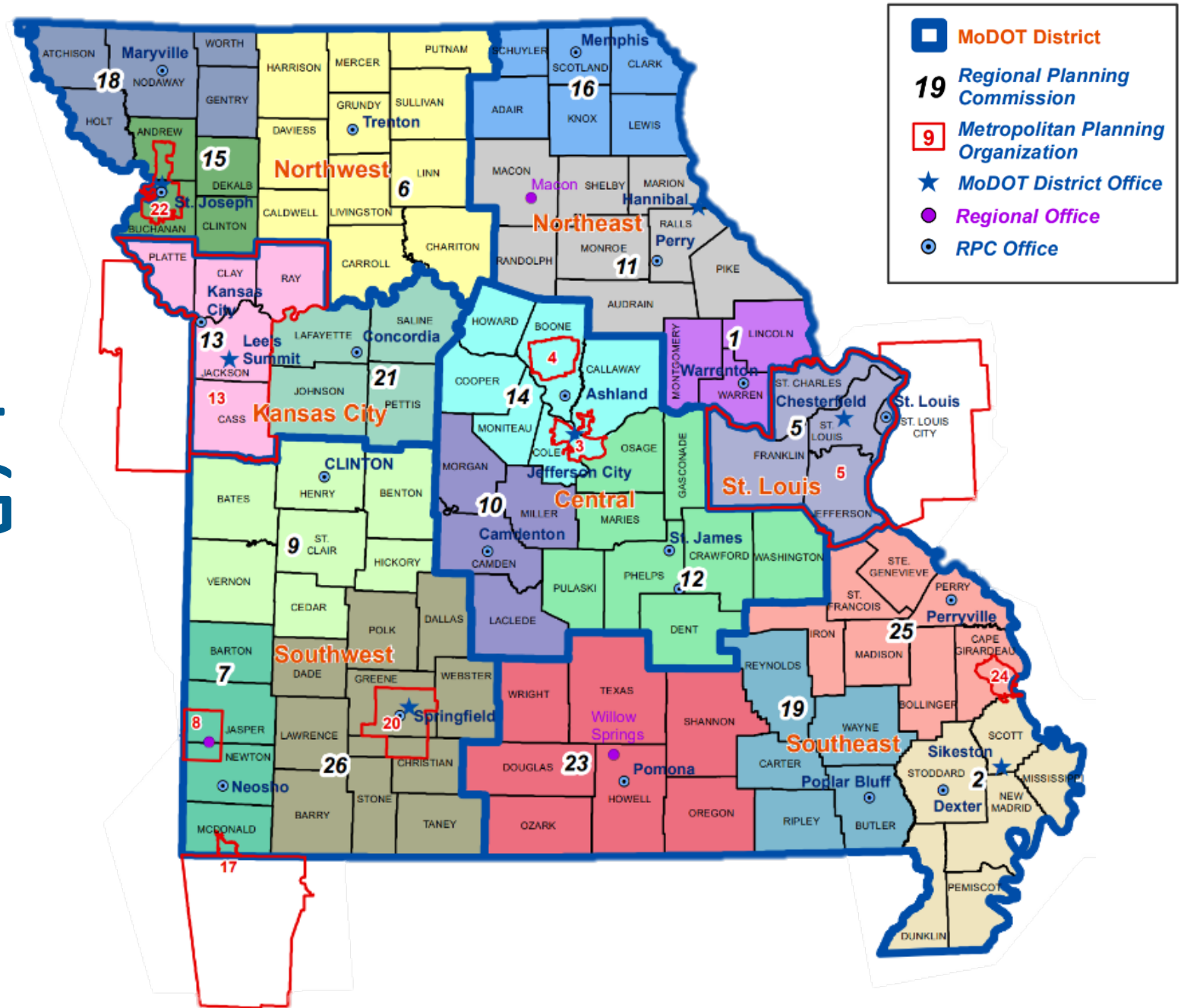
THE PROCESS



3

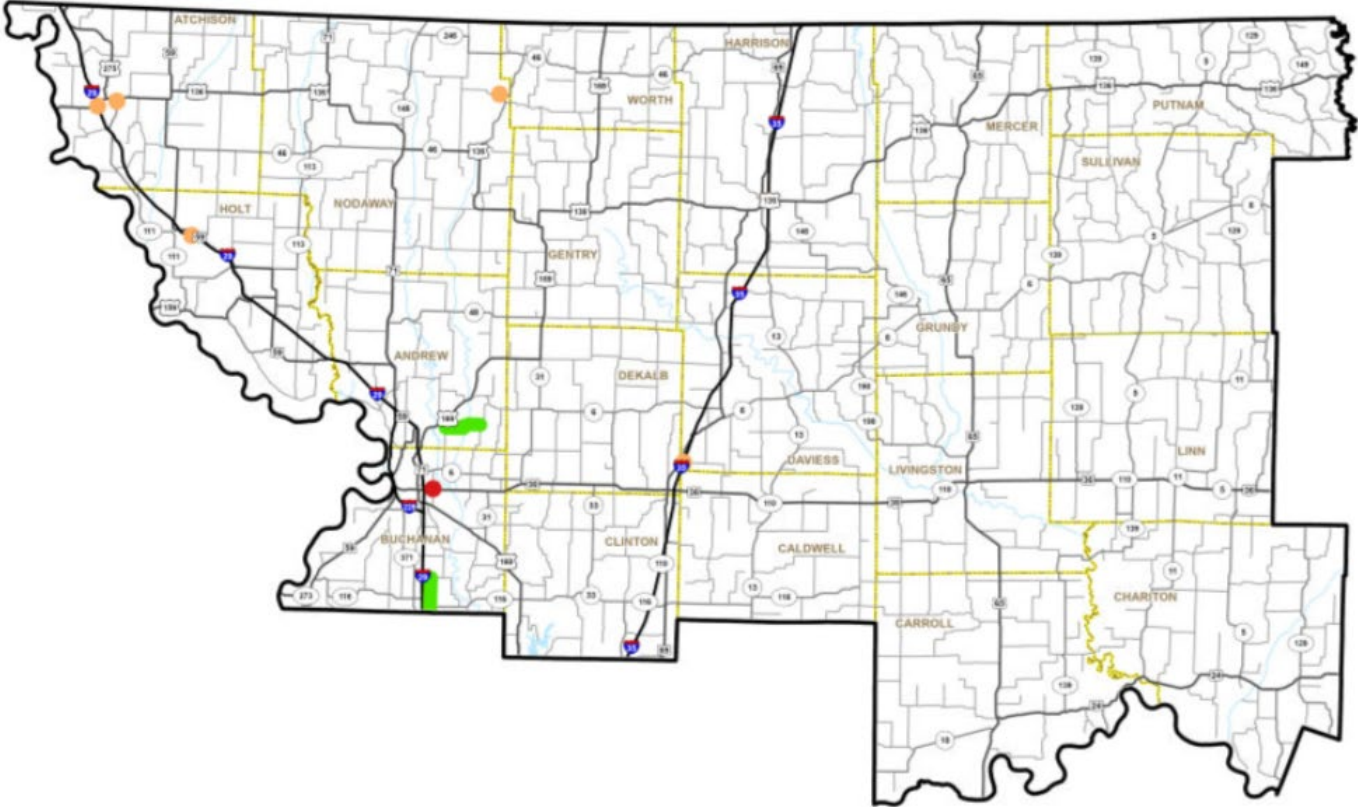
Prioritize needs – MoDOT district offices work with MPOs and RPCs to annually prioritize regional needs, collectively. This requires multiple planning entities within a MoDOT district to work collectively to create priorities among all needs identified, regardless of location. Safety, traffic volume, asset condition data are used to help select the highest priorities within a MoDOT district boundary.

REGIONAL PLANNING PARTNERS



HIGH-PRIORITY UNFUNDED ROAD AND BRIDGE NEEDS

Tier 1 - \$25 million



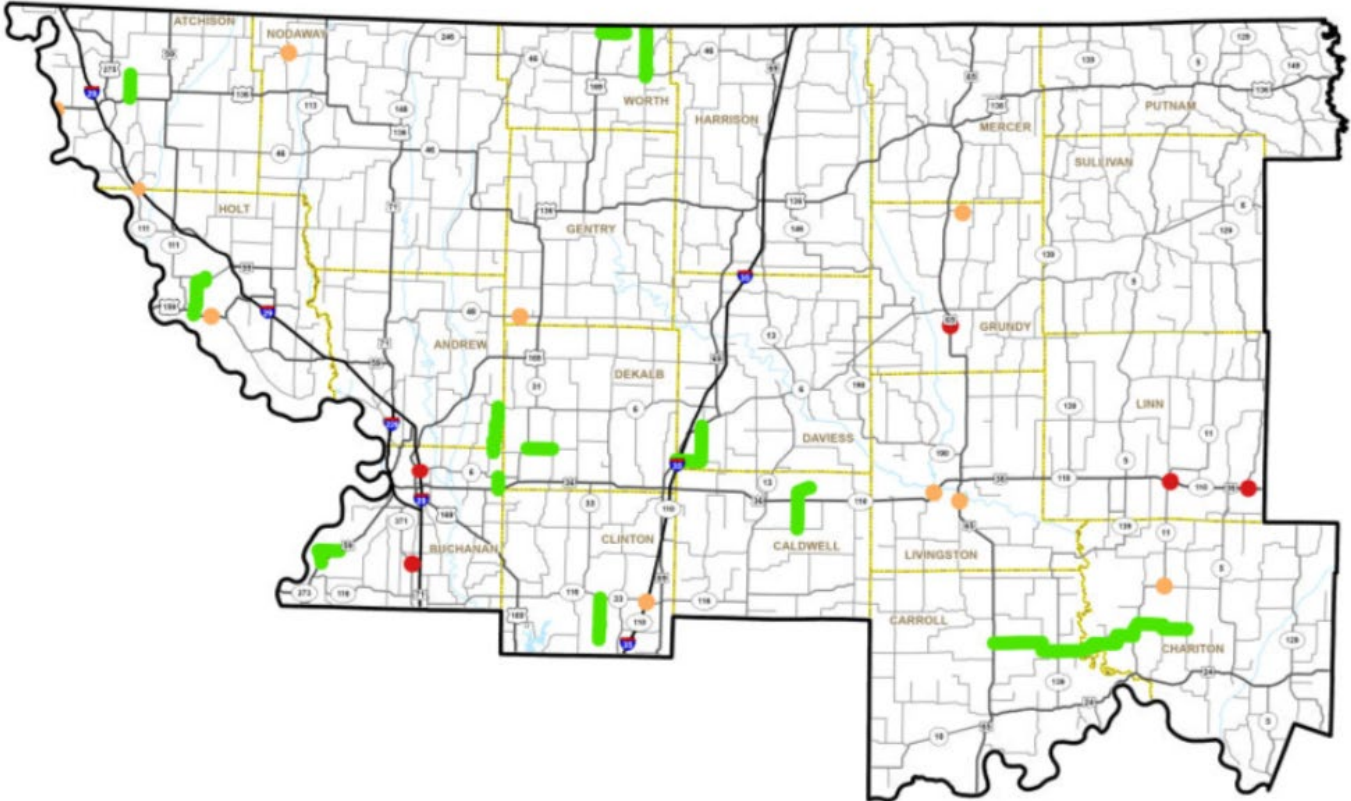
- Improve Bridge Conditions
- Improve Road Conditions
- Increase Economic Growth and Improve Safety
- Major Interstate Reconstruction

NORTHWEST - TIER 1



HIGH-PRIORITY UNFUNDED ROAD AND BRIDGE NEEDS

Tier 2 - \$83 million

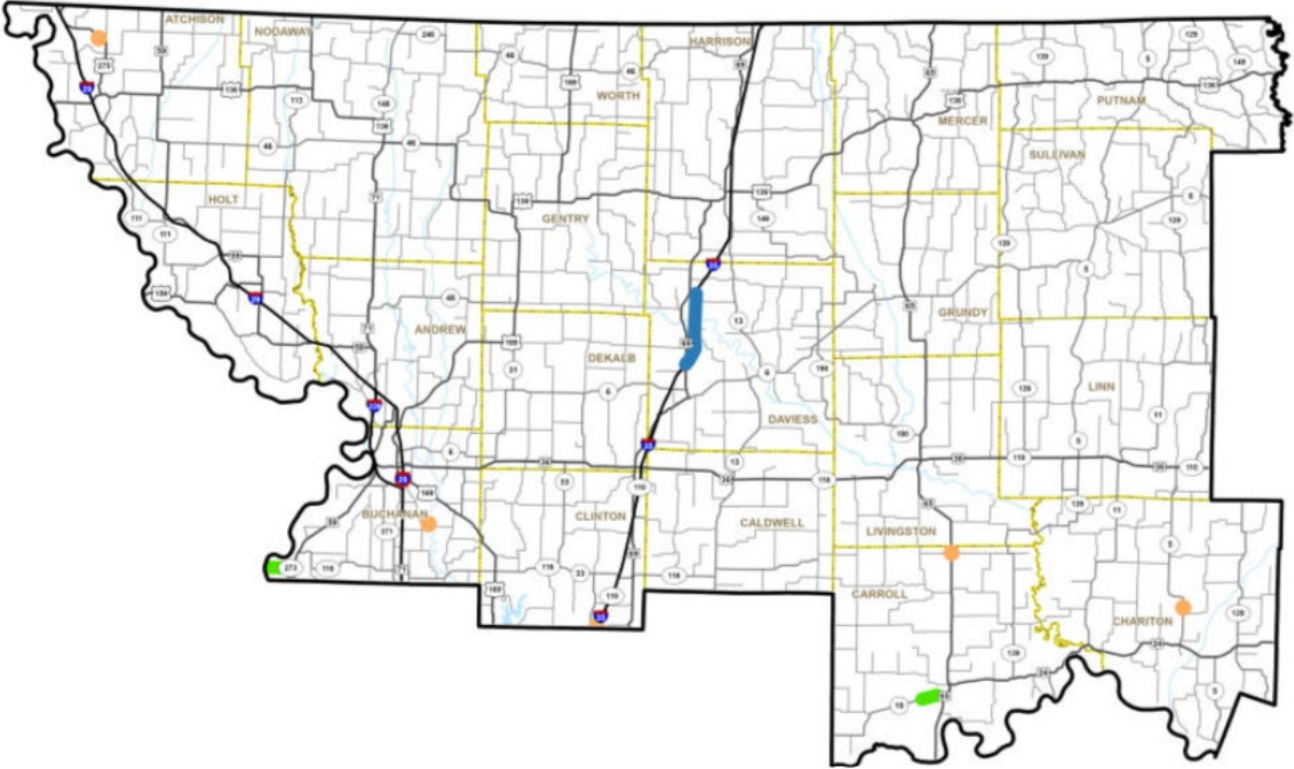


- Improve Bridge Conditions
- Improve Road Conditions
- Increase Economic Growth and Improve Safety
- Major Interstate Reconstruction

NORTHWEST - TIER 2



HIGH-PRIORITY UNFUNDED ROAD AND BRIDGE NEEDS



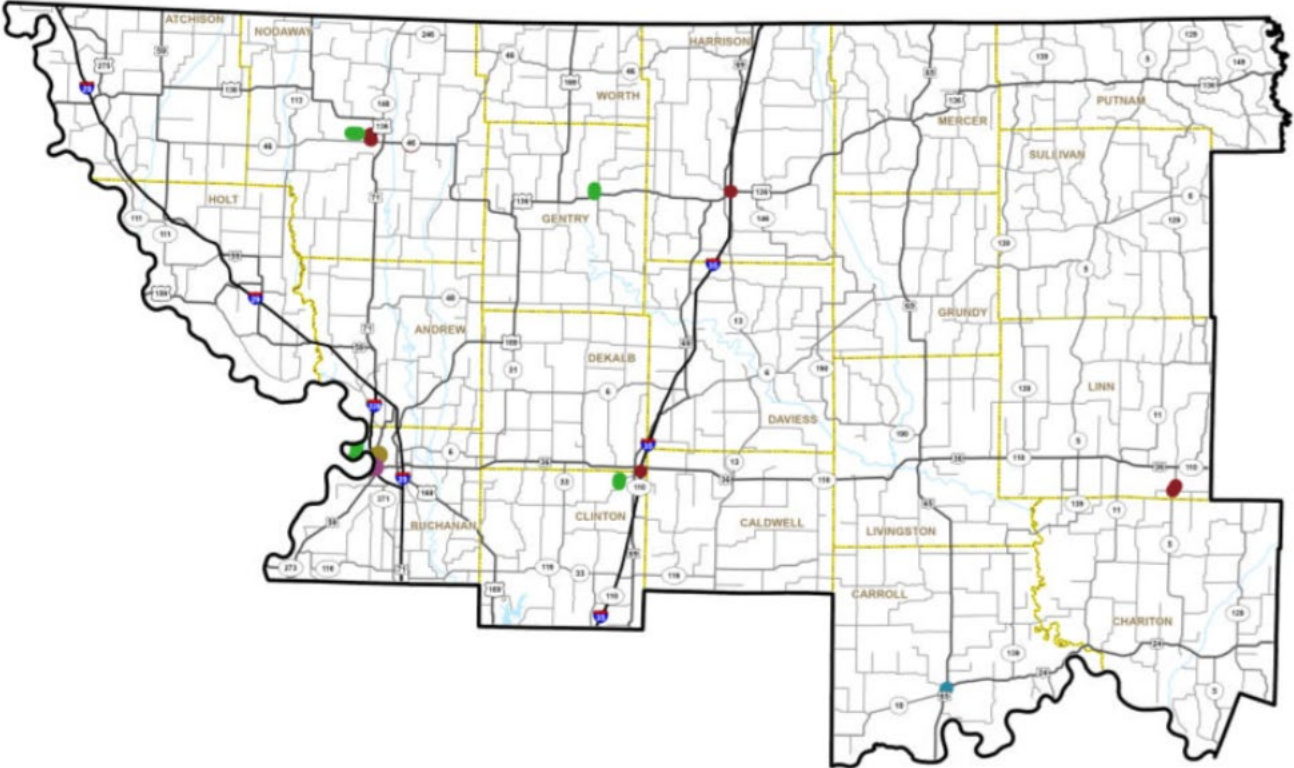
Tier 3 - \$93 million

- Improve Bridge Conditions
- Improve Road Conditions
- Increase Economic Growth and Improve Safety
- Major Interstate Reconstruction

NORTHWEST - TIER 3



HIGH-PRIORITY UNFUNDED MULTIMODAL NEEDS



Multimodal - \$35 million

- IMPROVE MULTIMODAL TRANSPORTATION OPTIONS (ACTIVE TRANSPORTATION)
- IMPROVE MULTIMODAL TRANSPORTATION OPTIONS (AVIATION)
- IMPROVE MULTIMODAL TRANSPORTATION OPTIONS (FREIGHT)
- IMPROVE MULTIMODAL TRANSPORTATION OPTIONS (RAIL)
- IMPROVE MULTIMODAL TRANSPORTATION OPTIONS (TRANSIT)
- IMPROVE MULTIMODAL TRANSPORTATION OPTIONS (WATERWAYS)

NORTHWEST - MULTIMODAL



NORTHWEST SUMMARY

TIER	IMPROVE BRIDGE CONDITIONS	IMPROVE ROAD CONDITIONS	INCREASE ECONOMIC GROWTH & IMPROVE SAFETY	MAJOR INTERSTATE RECONSTRUCTION	IMPROVE MULTIMODAL TRANSPORTATION OPTIONS	TOTAL
TIER 1	\$17,824	\$1,628	\$5,845			\$25,297
TIER 2	\$47,865	\$8,136	\$27,405			\$83,406
TIER 3	\$9,714	\$17,030	\$23,224	\$43,400		\$93,368
MULTI-MODAL					\$34,734	\$34,734
TOTAL	\$75,403	\$26,794	\$56,474	\$43,400	\$34,734	\$236,805

Amounts in \$1,000 in 2024 Dollars (Uninflated)

STATEWIDE - TOTALS BY PRIORITY

DISTRICT	TIER 1	TIER 2	TIER 3	MULTIMODAL	MAJOR BRIDGE	STATEWIDE	GRAND TOTAL
NORTHWEST	\$25,297	\$83,406	\$93,368	\$34,734	\$173,400	-	\$410,205
NORTHEAST	\$21,400	\$94,500	\$94,000	\$45,750	\$75,000	-	\$330,650
KANSAS CITY RURAL	\$9,450	\$54,111	\$39,532	\$29,866	-	-	\$132,959
KANSAS CITY URBAN	\$100,000	\$378,590	\$369,050	\$209,171	\$30,500	-	\$1,087,311
CENTRAL	\$62,700	\$235,621	\$171,021	\$115,000	-	-	\$584,342
ST. LOUIS	\$155,660	\$593,900	\$756,820	\$328,353	\$216,000	-	\$2,050,733
SOUTHWEST RURAL	\$42,439	\$187,992	\$195,349	\$98,995	-	-	\$524,775
SOUTHWEST URBAN	\$11,000	\$109,300	\$69,300	\$55,750	-	-	\$245,350
SOUTHEAST	\$47,558	\$179,101	\$169,848	\$89,193	\$80,100	-	\$565,800
STATEWIDE	-	-	-	-	-	\$4,566,000	\$4,566,000
Grand Total	\$475,504	\$1,916,521	\$1,958,288	\$1,006,811	\$575,000	\$4,566,000	\$10,498,124

STATEWIDE - TOTALS BY TYPE

DISTRICT	IMPROVE BRIDGE CONDITIONS	IMPROVE ROAD CONDITIONS	INCREASE ECONOMIC GROWTH & IMPROVE SAFETY	MAJOR INTERSTATE RECONSTRUCTION	MULTIMODAL	GRAND TOTAL
NORTHWEST	\$75,403	\$26,794	\$56,474	\$43,400	\$34,734	\$236,805
NORTHEAST	\$14,700	\$15,075	\$180,125		\$45,750	\$255,650
KANSAS CITY RURAL		\$76,067	\$27,026		\$29,866	\$132,959
KANSAS CITY URBAN		\$104,000	\$743,640		\$209,171	\$1,056,811
CENTRAL	\$1,296	\$4,041	\$464,005		\$115,000	\$584,342
ST. LOUIS	\$178,790	\$20,000	\$429,840	\$877,750	\$328,353	\$1,834,733
SOUTHWEST RURAL		\$13,046	\$412,734		\$98,995	\$524,775
SOUTHWEST URBAN			\$189,600		\$55,750	\$245,350
SOUTHEAST	\$10,930	\$48,273	\$337,304		\$89,193	\$485,700
STATEWIDE	-	\$25,000	\$721,000	\$3,800,000	\$20,000	\$4,566,000
MAJOR BRIDGE	\$575,000	-	-	-	-	\$575,000
Grand Total	\$856,119	\$332,296	\$3,561,748	\$4,721,150	\$1,026,811	\$10,498,124

To view the document and submit a comment:

modot.org/unfundedneeds

NEXT STEPS

